

Efficient particle continuation model predictive control

Andrew Knyazev * Alexander Malyshev **

* *Mitsubishi Electric Research Labs (MERL) 201 Broadway, 8th floor,
Cambridge, MA 02139, USA. (e-mail: knyazev@merl.com),
(http://www.merl.com/people/knyazev).*

** *Mitsubishi Electric Research Labs (MERL) 201 Broadway, 8th floor,
Cambridge, MA 02139, USA. (e-mail: malyshev@merl.com)*

Abstract: Continuation model predictive control (MPC), introduced by T. Ohtsuka in 2004, uses Krylov-Newton approaches to solve MPC optimization and is suitable for nonlinear and minimum time problems. We suggest particle continuation MPC in the case, where the system dynamics or constraints can discretely change on-line. We propose an algorithm for on-line controller implementation of continuation MPC for ensembles of predictions corresponding to various anticipated changes and demonstrate its numerical effectiveness for a test minimum time problem arriving to a destination. Simultaneous on-line particle computation of ensembles of controls, for several dynamically changing system dynamics, allows choosing the optimal destination on-line and adapt it as needed.

Keywords: nonlinear model predictive control, particle control, Newton-Krylov method

1. INTRODUCTION

Model predictive control (MPC) is a popular control approach, which efficiently treats constraints on state and control variables. Solid introduction into MPC is found in Camacho et al. (2004) and Grüne et al. (2011), industrial applications are discussed in Qin et al. (2003), numerical aspects of MPC are surveyed in Diehl et al. (2009) and Wang et al. (2010).

Ohtsuka (2004) has developed an on-line numerical method for nonlinear MPC, based on the so-called Newton-Krylov method; see Knoll et al. (2004) for other applications of the Newton-Krylov method. Knyazev et al. (2015) provide an efficient preconditioner for the Newton-Krylov method and extend the MPC model, treated in Ohtsuka (2004), to the minimum-time problem.

In the present note, we demonstrate how the preconditioned Newton-Krylov method by Knyazev et al. (2015) works in cases, where the system dynamics or constraints can discretely change on-line. The problem with discrete switches requires simultaneous solution to several finite-horizon predictions, which can be done independently on parallel processors. The computer time can be also reduced by using the same preconditioner for all finite-horizon control problems, if the discrete changes of the system dynamics or constraints do not lead to large norms of the residual mapping F , introduced in Section 2. If the norm $\|F\|$ is not small enough after a discrete switch, the method may be even ruined during execution. Such a behavior is inherited from the Newton method, which converges only for sufficiently good initial guess. The finite-horizon

predictions with $\|F\|$ larger than a suitable tolerance may be discarded or refined.

The necessity to compute several close trajectories also appears in the so called particle control problems; see e.g. Ohsumi et al. (2011).

The rest of the note is organized as follows. Section 2 presents a framework of the receding horizon prediction problem and obtains its solution in the form of a nonlinear equation. Section 3 discusses how this nonlinear equation is efficiently solved for an ensemble of sufficiently close trajectories issued from the current state. Section 4 describes a test example and presents formulas for computer implementation. Section 5 shows numerical results.

2. RECEDING HORIZON PREDICTION

In this section, we introduce the receding horizon problem for an MPC model considered in Knyazev et al. (2015). The finite horizon is an interval $[t, t+T]$, where T may depend on t . The control input $u(\tau)$ and parameter vector p are determined so as to minimize the performance index

$$J = \phi(x(t+T), p) + \int_t^{t+T} L(\tau, x(\tau), u(\tau), p) d\tau$$

subject to the state dynamics

$$\frac{dx}{d\tau} = f(\tau, x(\tau), u(\tau), p), \quad (1)$$

and the equality constraints for the state x and the control u

$$C(\tau, x(\tau), u(\tau), p) = 0, \quad (2)$$

$$\psi(x(t+T), p) = 0. \quad (3)$$

* Accepted to the 16th IFAC Workshop on Control Applications of Optimization (CAO'2015), Garmisch-Partenkirchen, Germany, October 6–9, 2015.

The initial value condition $x(\tau)|_{\tau=t}$ for equation (1) is the state vector $x(t)$ of the dynamic system. The control vector $u = u(\tau)|_{\tau=t}$, solving the problem over the receding horizon, is used afterwards as an input to control the dynamic system at time t .

Let us discretize the continuous control problem stated above on a time grid τ_i , $i = 0, 1, \dots, N$, obtained by partitioning the horizon $[t, t+T]$ into N subintervals of size $\Delta\tau_i = \tau_{i+1} - \tau_i$. The vector functions $x(\tau)$ and $u(\tau)$ are replaced by their values x_i and u_i at the grid points τ_i . The integral in the performance index J is approximated by the rectangular quadrature rule. Equation (1) is integrated by the explicit Euler method. The discretized optimal control problem is as follows:

$$\min_{u_i, p} \left[\phi(x_N, p) + \sum_{i=0}^{N-1} L(\tau_i, x_i, u_i, p) \Delta\tau_i \right],$$

subject to

$$x_{i+1} = x_i + f(\tau_i, x_i, u_i, p) \Delta\tau_i, \quad i = 0, 1, \dots, N-1, \quad (4)$$

$$C(\tau_i, x_i, u_i, p) = 0, \quad i = 0, 1, \dots, N-1, \quad (5)$$

$$\psi(x_N, p) = 0. \quad (6)$$

The necessary optimality conditions for the discretized finite horizon problem are obtained by means of the discrete Lagrangian function

$$\begin{aligned} \mathcal{L}(X, U) &= \phi(x_N, p) + \sum_{i=0}^{N-1} L(\tau_i, x_i, u_i, p) \Delta\tau_i \\ &+ \lambda_0^T [x(t) - x_0] + \sum_{i=0}^{N-1} \lambda_{i+1}^T [x_i - x_{i+1} + \Phi_i(\tau_i, x_i, u_i, p) \Delta\tau_i] \\ &+ \sum_{i=0}^{N-1} \mu_i^T C(\tau_i, x_i, u_i, p) \Delta\tau_i + \nu^T \psi(x_N, p), \end{aligned}$$

where $X = [x_i \ \lambda_i]^T$, $i = 0, 1, \dots, N$, and $U = [u_i \ \mu_i \ \nu]^T$, $i = 0, 1, \dots, N-1$. Here, λ is the costate vector and μ is the Lagrange multiplier vector associated with constraint (5). The terminal constraint (6) is relaxed by the aid of the Lagrange multiplier ν . The necessary optimality conditions are the KKT stationarity conditions: $\mathcal{L}_{\lambda_i} = 0$, $\mathcal{L}_{x_i} = 0$, $i = 0, 1, \dots, N$, $\mathcal{L}_{u_j} = 0$, $\mathcal{L}_{\mu_j} = 0$, $i = 0, 1, \dots, N-1$, $\mathcal{L}_{\nu_k} = 0$, $\mathcal{L}_{p_l} = 0$.

For convenience in the subsequent formulations, we introduce the Hamiltonian function

$$\begin{aligned} H(t, x, \lambda, u, \mu, p) &= L(t, x, u, p) \\ &+ \lambda^T f(t, x, u, p) + \mu^T C(t, x, u, p). \end{aligned}$$

The number of unknowns in the KKT conditions can be reduced by eliminating the states x_i and costates λ_i :

(1) Starting from the current measured or estimated state x_0 , compute x_i , $i = 0, 1, \dots, N-1$, by the forward recursion

$$x_{i+1} = x_i + f(\tau_i, x_i, u_i, p) \Delta\tau_i.$$

Then starting from

$$\lambda_N = \frac{\partial \phi^T}{\partial x}(x_N, p) + \frac{\partial \psi^T}{\partial x}(x_N, p) \nu$$

compute the costates λ_i , $i = N-1, \dots, 0$, by the backward recursion

$$\lambda_i = \lambda_{i+1} + \frac{\partial H^T}{\partial x}(\tau_i, x_i, \lambda_{i+1}, u_i, \mu_i, p) \Delta\tau_i.$$

(2) Combine the control input u , the Lagrange multiplier μ , the Lagrange multiplier ν , and the parameter p , all in one vector

$$U(t) = [u_0^T, \dots, u_{N-1}^T, \mu_0^T, \dots, \mu_{N-1}^T, \nu^T, p^T]^T.$$

Calculate the mapping $F[U, x, t]$, using just obtained values x_i and λ_i , as

$$\begin{aligned} &F[U, x, t] \\ &= \begin{bmatrix} \frac{\partial H^T}{\partial u}(\tau_0, x_0, \lambda_1, u_0, \mu_0, p) \Delta\tau_0 \\ \vdots \\ \frac{\partial H^T}{\partial u}(\tau_i, x_i, \lambda_{i+1}, u_i, \mu_i, p) \Delta\tau_i \\ \vdots \\ \frac{\partial H^T}{\partial u}(\tau_{N-1}, x_{N-1}, \lambda_N, u_{N-1}, \mu_{N-1}, p) \Delta\tau_{N-1} \\ \\ C(\tau_0, x_0, u_0, p) \Delta\tau_0 \\ \vdots \\ C(\tau_i, x_i, u_i, p) \Delta\tau_i \\ \vdots \\ C(\tau_{N-1}, x_{N-1}, u_{N-1}, p) \Delta\tau_{N-1} \\ \\ \psi(x_N, p) \\ \\ \frac{\partial \phi^T}{\partial p}(x_N, p) + \frac{\partial \psi^T}{\partial p}(x_N, p) \nu \\ + \sum_{i=0}^{N-1} \frac{\partial H^T}{\partial p}(\tau_i, x_i, \lambda_{i+1}, u_i, \mu_i, p) \Delta\tau_i \end{bmatrix}. \end{aligned}$$

The vector argument x in $F[U, x, t]$ denotes the initial vector x_0 in the forward recursion.

The equation with respect to the unknown vector $U(t)$

$$F[U(t), x(t), t] = 0$$

gives the required necessary optimality conditions that are solved on the controller in real time.

3. NUMERICAL ALGORITHM

The controlled dynamic system is sampled on a discrete time grid t_j , $j = 0, 1, \dots$. The sampled values of the state and parameters are $x_j = x(t_j)$ and $U_j = U(t_j)$. Choosing a small h , which is usually much less than $\Delta t_j = t_{j+1} - t_j$ and $\Delta\tau_k$, we introduce the operator

$$a_j(V) = (F[U_{j-1} + hV, x_j, t_j] - F[U_{j-1}, x_j, t_j])/h.$$

The discrete equation $F[U_j, x_j, t_j] = 0$ is then equivalent to the operator equation $a_j(\Delta U_j/h) = b_j/h$, where $\Delta U_j = U_j - U_{j-1}$, $b_j = -F[U_{j-1}, x_j, t_j]$. This operator equation allows us to compute U_j , if U_{j-1} is known.

Let us denote the k -th column of the $m \times m$ identity matrix by e_k , where m is the dimension of the vector U , and form

an $m \times m$ matrix A_j with the columns $A_j e_k = a_j(e_k)$, $k = 1, \dots, m$. The matrix A_j is an $O(h)$ approximation of the Jacobian matrix $F_U[U_{j-1}, x_j, t_j]$, which is symmetric.

We suppose that U_0 is an approximate solution to the equation $F[U_0, x_0, t_0] = 0$ and omit discussion of methods for computing U_0 . The first block entry of U_0 is taken as the control u_0 at the state x_0 . The next state $x_1 = x(t_1)$ is either sensor estimated or computed by the formula $x_1 = x_0 + f(t_0, x_0, u_0)\Delta t_0$; cf. (4).

At the time t_j , $j > 1$, we have the state x_j and the vector U_{j-1} evaluated at the previous time t_{j-1} . We solve the following operator equation with respect to V :

$$a_j(V) = b_j/h. \quad (7)$$

Then we set $\Delta U_j = hV$, $U_j = U_{j-1} + \Delta U_j$ and choose the first block component of U_j as the control u_j . The next system state $x_{j+1} = x(t_{j+1})$ is either sensor estimated or computed by the formula $x_{j+1} = x_j + f(t_j, x_j, u_j)\Delta t_j$.

An approximate solution to (7) can be found by computing the matrix A_j and then solving the system of linear equations $A_j \Delta U_j = b_j$ by the Gaussian elimination with pivoting. A more efficient way is solving (7) by the GMRES method, where the operator $a_j(V)$ is used instead of A_j as in Ohtsuka (2004) and Knyazev et al. (2015).

Convergence of GMRES can be accelerated by preconditioning. A matrix M that is close to the matrix A and such that computing $M^{-1}r$ for an arbitrary vector r is relatively easy, is referred to as a preconditioner. The preconditioning for the system of linear equations $Ax = b$ with the preconditioner M formally replaces the original system $Ax = b$ with the equivalent preconditioned linear system $M^{-1}Ax = M^{-1}b$. When the condition number $\|M^{-1}A\|\|A^{-1}M\|$ is sufficiently small, convergence of the preconditioned GMRES is fast. The vector $z = M^{-1}r$ is often computed via back-substitutions as $z = U^{-1}(L^{-1}r)$, where L and U are the triangular factors in the LU factorization $M = LU$ computed by the Gaussian elimination.

Knyazev et al. (2015) compute the matrix A_j exactly for some time instances t_j and use it as a preconditioner for GMRES at a number of subsequent time instances $t_j, t_{j+1}, \dots, t_{j+n_{prec}}$.

In the present paper, we suggest to apply the above described numerical method in more general situations, where the dynamic system and/or constraints depend on a discrete parameter, or switch, with few values $1, \dots, q$. In other words, there are q functions $f^{(k)}(t, x, u, p)$ and q mappings $F^{(k)}(U, x, t)$, $k = 1, 2, \dots, q$, and at each time instance t_j we must select k such that the performance index is minimized.

The numerical method is modified as follows. At the time t_j , $j > 1$, the system state is given by x_j , and we have the vector U_{j-1} evaluated at the previous time t_{j-1} . Since there are q mappings $F^{(k)}$, we must solve q operator equations with respect to V :

$$a_j^{(k)}(V^{(k)}) = b_j^{(k)}/h. \quad (8)$$

Solutions $V^{(k)}$ with low precision can be discarded or refined. In the set of admissible solutions $V^{(k)}$, we select the solution $V^{(k_j)}$ with minimum performance index. Then

we set $\Delta U_j = hV^{(k_j)}$, $U_j = U_{j-1} + \Delta U_j$ and choose the first block component of U_j as the control u_j . The next system state $x_{j+1} = x(t_{j+1})$ is either sensor estimated or computed by the formula $x_{j+1} = x_j + f^{(k_j)}(t_j, x_j, u_j)\Delta t_j$.

Equations (8) are solved by GMRES independently. However, a preconditioner for all k can be a single matrix A_j , which is evaluated for some suitable k .

The vector U_{j-1} satisfies $F^{(k_{j-1})}(U_{j-1}, x_{j-1}, t_{j-1}) \approx 0$. When each of the q equations $F^{(k)}(U_j^{(k)}, x_j, t_j) = 0$ is solved by the Newton method, it may succeed only if all the residuals $F^{(k)}(U_{j-1}, x_j, t_j)$ are sufficiently small, or at least some of them. Thus, the changes by the discrete switches should not be too radical, which is the main limitation of the modified method.

4. TEST PROBLEM

We consider a minimum-time problem on the two-dimensional plane from a state (x_0, y_0) to a state (x_f, y_f) with inequality constraints. The system dynamics is governed by the system of differential equations

$$\frac{d}{dt} \begin{bmatrix} x \\ y \end{bmatrix} = \begin{bmatrix} (Ax + B) \cos u \\ (Ax + B) \sin u \end{bmatrix}. \quad (9)$$

The control variable u is subject to an inequality constraint: u stays within the band $c_u - r_u \leq u \leq c_u + r_u$. Following Ohtsuka (2004) we introduce a slack variable u_s and replace the inequality constraint by the equality

$$C(u, u_d) = (u - c_u)^2 + u_s^2 - r_u^2 = 0.$$

The state is forced to pass through the point (x_f, y_f) at time $t = t_f$ by imposing two terminal constraints

$$\psi(x, y, p) = \begin{bmatrix} x - x_f \\ y - y_f \end{bmatrix} = 0.$$

The objective is to minimize the performance index

$$J = \phi(p) + \int_{t_0}^{t_f} L(x, y, u, u_s, p) dt',$$

where

$$\phi(p) = p = t_f - t_0, \quad L(x, y, u, u_s, p) = -w_s u_s.$$

The term $\phi(p)$ is responsible for the shortest time to destination, and the function L serves to stabilize the slack variable u_s .

For convenience, we change the time variable t within the horizon by the new time $\tau = (t - t_0)/(t_f - t_0)$, which runs over the interval $[0, 1]$.

The corresponding discretized finite-horizon problem on a uniform grid τ_i uses the following data structures and computations:

- $\tau_i = i\Delta\tau$, where $i = 0, 1, \dots, N$, and $\Delta\tau = 1/N$;
- the participating variables are the state $\begin{bmatrix} x_i \\ y_i \end{bmatrix}$, the costate $\begin{bmatrix} \lambda_{1,i} \\ \lambda_{2,i} \end{bmatrix}$, the control $\begin{bmatrix} u_i \\ u_{si} \end{bmatrix}$, the Lagrange multipliers μ_i and $\begin{bmatrix} \nu_1 \\ \nu_2 \end{bmatrix}$;

- the system dynamics is governed by the equations

$$\begin{cases} x_{i+1} = x_i + \Delta\tau p(Ax_i + B) \cos u_i, \\ y_{i+1} = y_i + \Delta\tau p(Ax_i + B) \sin u_i, \end{cases}$$

where $i = 0, 1, \dots, N-1$;

- the costate is computed by the backward recursion ($\lambda_{1,N} = \nu_1, \lambda_{2,N} = \nu_2$)

$$\begin{cases} \lambda_{1,i} = \lambda_{1,i+1} - \Delta\tau p A (\cos u_i \lambda_{1,i+1} + \sin u_i \lambda_{2,i+1}), \\ \lambda_{2,i} = \lambda_{2,i+1}, \end{cases}$$

where $i = N-1, N-2, \dots, 0$;

- the nonlinear equation $F(U, x_0, t_0) = 0$, where

$$U = [u_0, \dots, u_{N-1}, u_{s,0}, \dots, u_{s,N-1}, \mu_0, \dots, \mu_{N-1}, \nu_1, \nu_2, p],$$

has the following rows from the top to bottom:

$$\begin{cases} \Delta\tau [p(Ax_i + B) (-\sin u_i \lambda_{1,i+1} + \cos u_i \lambda_{2,i+1}) + 2(u_i - c_u) \mu_i] = 0 \\ \Delta\tau p [2\mu_i u_{si} - w_s p] = 0 \\ \Delta\tau p [(u_i - c_u)^2 + u_{si}^2 - r_u^2] = 0 \\ x_N - x_f = 0 \\ y_N - y_f = 0 \\ \Delta\tau \left\{ \sum_{i=0}^{N-1} (Ax_i + B) (\cos u_i \lambda_{1,i+1} + \sin u_i \lambda_{2,i+1}) - w_s u_{si} \right\} + 1 = 0. \end{cases}$$

5. NUMERICAL RESULTS

We set $q = 3$ and consider q cases of the system dynamics simultaneously. The cases are determined by the three pairs of constants: $(A_1, B_1) = (0.97, 1.)$, $(A_2, B_2) = (0.9, 1.05)$, $(A_3, B_3) = (1.1, 0.9)$. Other parameters are the same in all cases: the end points of the computed trajectory are $(x_0, y_0) = (0, 0)$ and $(x_f, y_f) = (1, 1)$; the constants in the inequality constraint for the control are $c_u = 0.8$ and $r_u = 0.2$; $w_s = 0.005$.

The number of grid points on the horizon is $N = 20$, the time step of the dynamic system is $\Delta t = 1/200$, the numerical differentiation step is $h = 10^{-8}$.

The value of U at time t_0 is approximated by the MATLAB function `fsolve` with a special initial guess.

We use the GMRES method without restarts implemented in MATLAB. The number of GMRES iterations does not exceed 30, and the absolute tolerance of the GMRES iterations equals 10^{-5} .

We apply a simple preconditioning strategy as follows. The exact Jacobian F_U is computed periodically at time instances with the period 0.2. Then the LU factorization of the Jacobian is used as the preconditioner until the next time when it is recomputed.

Figure 1 displays the computed trajectory for the test problem with automatic switches in the system dynamics. Time to destination along this trajectory at the initial point (x_0, y_0) is 0.974. Figure 2 plots the control $u(t)$ computed by our method. Figure 3 shows how the system dynamics switch between (A_k, B_k) along the trajectory: first 95 steps are executed with $k = 2$, then 18 steps with

$k = 1$, and last 79 steps with $k = 3$. The residual norm $\|F\|_2$ is shown in Figure 4.

We observe in Figure 2 that during a switch to another pair of (A_k, B_k) , the control $u(t)$ undergoes abrupt change. The corresponding deterioration of the norm $\|F\|_2$ at these points is seen in Figure 4. The method continues to work while the deterioration is sufficiently small. A robust implementation of our method should verify $\|F\|_2$ when switching between discrete parameters.

Figures 5 and 6 show the number of GMRES iterations in the non-preconditioned and preconditioned variants, respectively. The variant without preconditioning uses 4920 iterations in total. The variant with preconditioning uses 2216 iterations in total.

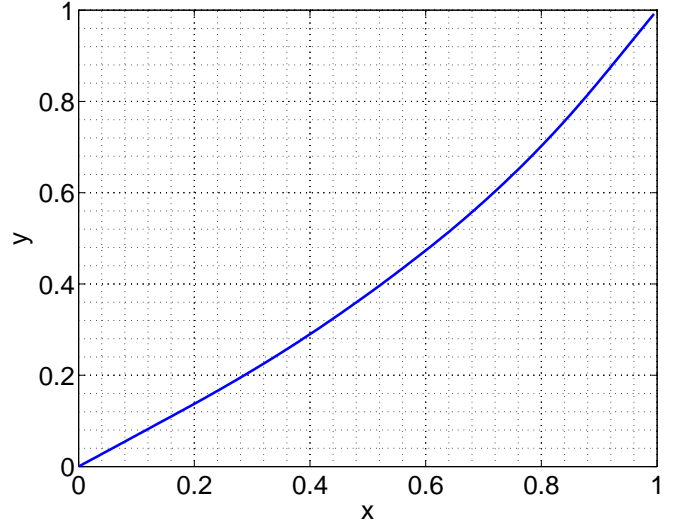


Fig. 1. The computed trajectory (x, y) .

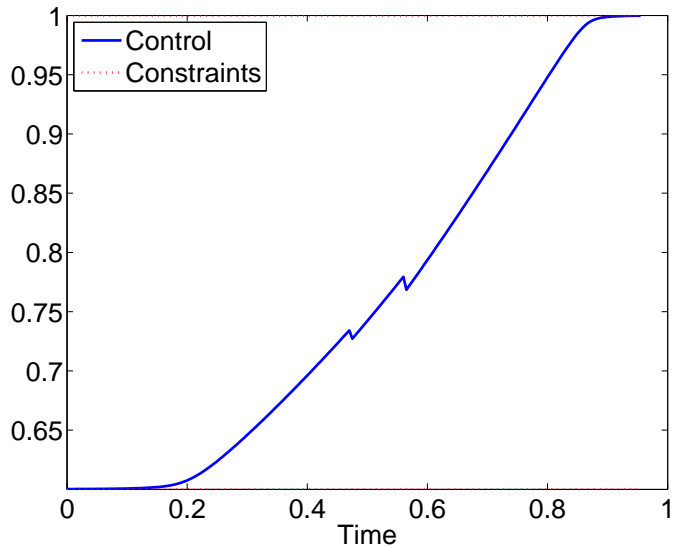


Fig. 2. The computed control $u(t)$.

6. CONCLUSION

The numerical method, developed for nonlinear MPC problems in Knyazev et al. (2015), can be used in cases,

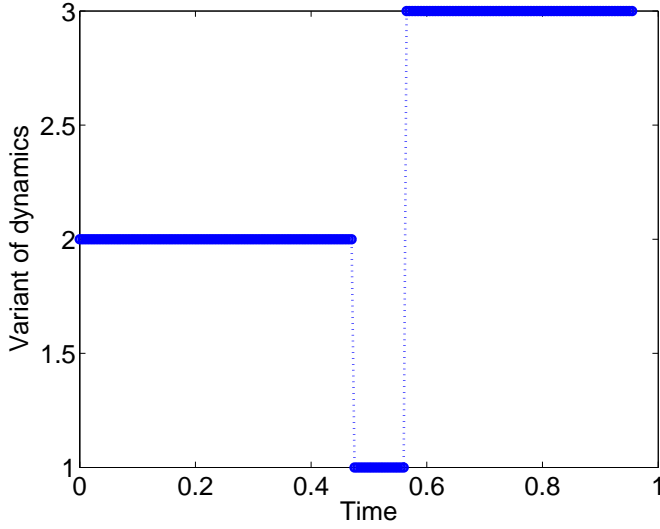


Fig. 3. The number k of the chosen pair (A_k, B_k) .

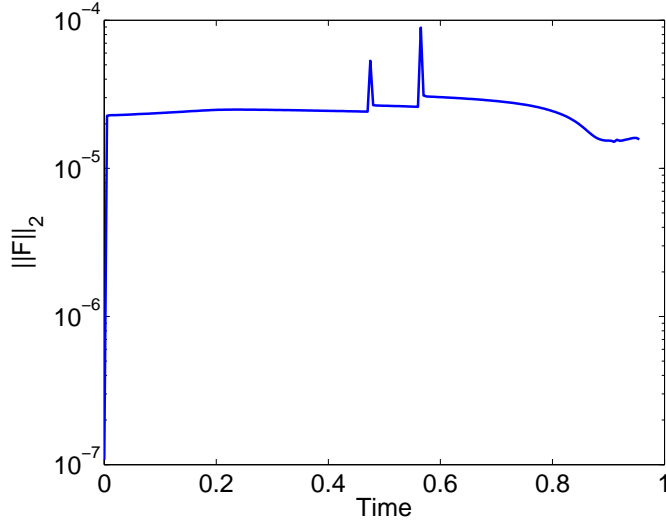


Fig. 4. The residual norm $\|F\|_2$.

when an ensemble of near solutions for the finite-horizon prediction have to be computed simultaneously. The reduction of computing time may be achieved by using parallel processors for each prediction and/or by using a single preconditioner for the whole ensemble.

REFERENCES

- E. F. Camacho and C. Bordons. *Model Predictive Control, 2nd ed.* Springer, Heidelberg, 2004.
- M. Diehl, H. J. Ferreau, and N. Haverbeke. Efficient numerical methods for nonlinear MPC and moving horizon estimation. L. Magni et al. (Eds.): *Nonlinear Model Predictive Control*, LNCIS 384, pp. 391–417, Springer, Heidelberg, 2009.
- L. Grüne and J. Pannek. *Nonlinear Model Predictive Control. Theory and Algorithms.* Springer, London, 2011.
- D. A. Knoll and D. E. Keyes. Jacobian-free Newton-Krylov methods: a survey of approaches and applications. *J. Comput. Phys.*, 193:357–397, 2004.

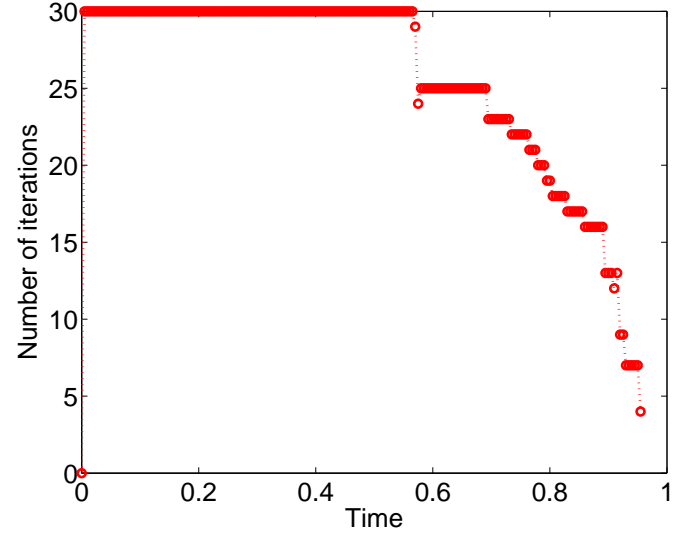


Fig. 5. The number of iterations for GMRES without preconditioning.

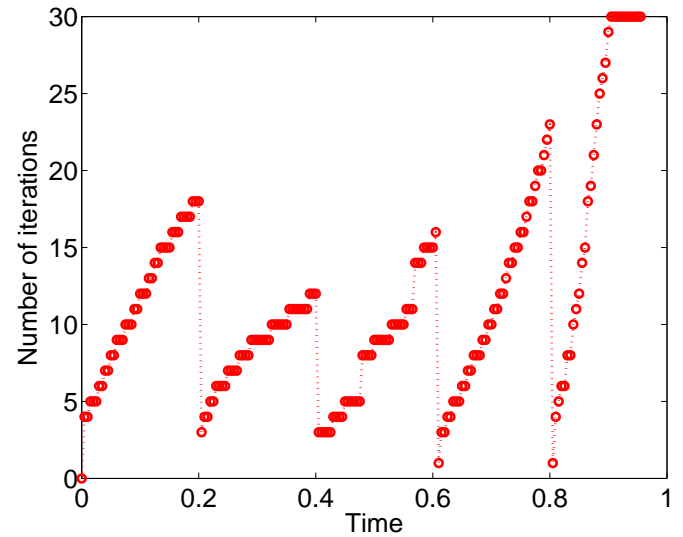


Fig. 6. The number of iterations for GMRES with preconditioning.

- A. Knyazev, Y. Fujii, and A. Malyshev. Preconditioned Continuation Model Predictive Control. *SIAM Conf. Control. Appl., July 8–10, 2015, Paris, France*, pp. 1–8, 2015.
- K. Ohsumi and T. Ohtsuka. Particle model predictive control for probability density functions. *18th IFAC World Congress*, Aug.28–Sept.2, Milano, Italy, pp. 7993–7998, 2011.
- T. Ohtsuka. A Continuation/GMRES method for fast computation of nonlinear receding horizon control. *Automatica*, 40:563–574, 2004.
- S. J. Qin and T. A. Badgwell. A survey of industrial model predictive control technology. *Control Eng. Practice*, 11: 733–764, 2003.
- Y. Wang and S. Boyd. Fast model predictive control using online optimization. *IEEE Transactions on Control Systems Technology*, 18:267–278, 2010.