

Performance Enhancement of Parameter Estimators via Dynamic Regressor Extension and Mixing

Stanislav Aranovskiy^{1,2}, *Member, IEEE*, Alexey Bobtsov², *Senior Member, IEEE*, Romeo Ortega³, *Fellow Member, IEEE*, Anton Pyrkin², *Member, IEEE*

Abstract

A new way to design parameter estimators with enhanced performance is proposed in the paper. The procedure consists of two stages, first, the generation of new regression forms via the application of a dynamic operator to the original regression. Second, a suitable mix of these new regressors to obtain the final desired regression form. For classical linear regression forms the procedure yields a new parameter estimator whose convergence is established without the usual requirement of regressor persistency of excitation. The technique is also applied to nonlinear regressions with “partially” monotonic parameter dependence—giving rise again to estimators with enhanced performance. Simulation results illustrate the advantages of the proposed procedure in both scenarios.

Index Terms

Estimation, persistent excitation, nonlinear regressor, monotonicity

I. INTRODUCTION

A new procedure to design parameter identification schemes is proposed in this article. The procedure, called Dynamic Regressor Extension and Mixing (DREM), consists of two stages, first, the generation of new regression forms via the application of a dynamic operator to the data of the original regression. Second, a suitable mix of these new data to obtain the final desired regression form to which standard parameter estimation techniques are applied.

The DREM procedure is applied in two different scenarios. First, for linear regression systems, it is used to generate a new parameter estimator whose convergence is ensured *without a persistency of excitation* (PE) condition on the regressor. It is well known that standard parameter estimation algorithms applied to linear regressions give rise to a linear time-varying system, which is exponentially stable if and only if a certain PE condition is imposed—this fundamental result constitutes one of the main building blocks of identification and adaptive control theories [1], [2]. To the best of the authors’ knowledge there is no systematic way to conclude asymptotic stability for this system without this assumption, which is rarely verified in applications. Relaxation of the PE condition is a challenging theoretical problem and many research works have been devoted to it in various scenarios, see *e.g.*, [3]–[9] and references therein. Due to its practical importance research on this topic is of great current interest.

The second parameter estimation problem studied in this article is when the parameters enter *nonlinearly* in the regression form. It is well known that nonlinear parameterizations are inevitable in any realistic practical problem. On the other hand, designing parameter identification algorithms for nonlinearly parameterized regressions is a difficult poorly understood problem. An interesting case that has recently been explored in the literature is when the dependence with respect to the parameters exhibit some *monotonicity* properties; see [10]–[12]. Unfortunately, it is often the case that this property holds true *only for some* of the functions entering in the regression stymying the application of the proposed techniques. Our second contribution is the use of the DREM technique to “isolate” the good nonlinearities and be able to exploit the monotonicity to achieve consistent parameter estimation for nonlinearly parameterised regressions with factorisable nonlinearities—*not imposing PE conditions*.

The remaining of the paper is organized as follows. The DREM technique is first explained with its application to linear regressions in Section II. In Section III DREM is used for nonlinear factorisable regressions with “partially” monotonic

¹Stanislav Aranovskiy is with the School of Automation, Hangzhou Dianzi University, Xiasha Higher Education Zone, Hangzhou, Zhejiang 310018, P.R.China

²Stanislav Aranovskiy, Alexey Bobtsov and Anton Pyrkin are with the Department of Control Systems and Informatics, ITMO University, Kronverkskiy av. 49, Saint Petersburg, 197101, Russia : aranovskiy@niuitmo.ru

³Romeo Ortega is with the LSS-Supelec, 3, Rue Joliot-Curie, 91192 Gif-sur-Yvette, France : ortega@lss.supelec.fr

parameter dependence. In both sections representative simulation examples are presented. Some concluding remarks and future research are given in Section IV.

Notation For $x \in \mathbb{R}^n$, $|x|$ is the Euclidean norm. All functions and mappings in the paper are assumed sufficiently smooth. For functions of scalar argument $g : \mathbb{R} \rightarrow \mathbb{R}^s$, g' denotes its first order derivative. For functions $V : \mathbb{R}^n \rightarrow \mathbb{R}$ we define the operator $\nabla V := (\frac{\partial V}{\partial x})^\top$. Also, for mappings $\Phi : \mathbb{R}^n \times \mathbb{R}^q \rightarrow \mathbb{R}^n$ we define its (transposed) Jacobian matrix $\nabla_x \Phi(x, \theta) := [\nabla \Phi_1(x, \theta), \dots, \nabla \Phi_n(x, \theta)]$. For the distinguished element $x_\star \in \mathbb{R}^n$ and any mapping $F : \mathbb{R}^n \rightarrow \mathbb{R}^s$ we denote $F_\star := F(x_\star)$.

II. CONSISTENT ESTIMATION FOR LINEAR REGRESSIONS WITHOUT PE

In this section the DREM technique is applied to classical linear regressions. The main contribution is the removal of the—often overly restrictive—assumption of regressor PE to ensure parameter convergence.

A. Standard procedure and the PE condition

Consider the basic problem of on-line estimation of the constant parameters of the q -dimensional linear regression

$$y(t) = m^\top(t)\theta, \quad (1)$$

where¹ $y : \mathbb{R}_+ \rightarrow \mathbb{R}$ and $m : \mathbb{R}_+ \rightarrow \mathbb{R}^q$ are known, bounded functions of time and $\theta \in \mathbb{R}^q$ is the vector of unknown parameters. The standard gradient estimator

$$\dot{\hat{\theta}} = \Gamma m(y - m^\top \hat{\theta}), \quad (2)$$

with a positive definite adaptation gain $\Gamma \in \mathbb{R}^{q \times q}$ yields the error equation

$$\dot{\tilde{\theta}} = -\Gamma m(t)m^\top(t)\tilde{\theta}, \quad (3)$$

where $\tilde{\theta} := \hat{\theta} - \theta$ are the parameter estimation errors. It is well-known [1], [2] that the zero equilibrium of the linear time-varying system (3) is (uniformly) exponentially stable if and only if the regressor vector m is PE, that is, if

$$\int_t^{t+T} m(s)m^\top(s)ds \geq \delta I_q, \quad (4)$$

for some $T, \delta > 0$ and for all $t \geq 0$, which will be denoted as $m(t) \in \text{PE}$. If $m(t) \notin \text{PE}$, which happens in many practical circumstances, very little can be said about the asymptotic stability of (3), hence about the convergence of the parameter errors to zero.

Remark 1. In spite of some erroneous claims [13], it is well known that the PE conditions for the gradient estimator presented above and more general estimators—like (weighted) least squares—exactly coincide [14]. Since the interest in the paper is to relax the PE condition, attention is restricted to the simple gradient estimator.

Remark 2. To simplify the notation it has been assumed above that the measurement signal y is one-dimensional. As will become clear below DREM is applicable also for the vector case.

B. Proposed dynamic regressor extension and mixing procedure

To overcome the limitation imposed by the PE condition the DREM procedure generates q new, one-dimensional, regression models to independently estimate each of the parameters under conditions on the regressor m that differ from the PE condition (4).

The first step in DREM is to introduce $q - 1$ linear, \mathcal{L}_∞ -stable operators $H_i : \mathcal{L}_\infty \rightarrow \mathcal{L}_\infty$, $i \in \{1, 2, \dots, q - 1\}$, whose output, for any bounded input, may be decomposed as

$$(\cdot)_{f_i}(t) := [H_i(\cdot)](t) + \epsilon_t, \quad (5)$$

with ϵ_t is a (generic) exponentially decaying term. For instance, the operators H_i may be simple, exponentially stable LTI filters of the form

$$H_i(p) = \frac{\alpha_i}{p + \beta_i}, \quad (6)$$

¹When clear from the context, in the sequel the arguments of the functions are omitted.

with $p := \frac{d}{dt}$ and $\alpha_i \neq 0$, $\beta_i > 0$; in this case ϵ_t accounts for the effect of the initial conditions of the filters. Another option of interest are *delay operators*, that is

$$[H_i(\cdot)](t) := (\cdot)(t - d_i),$$

where $d_i \in \mathbb{R}_+$.

Now, we apply these operators to the regressor equation (1) to get the filtered regression²

$$y_{f_i} = m_{f_i}^\top \theta. \quad (7)$$

Piling up the original regressor equation (1) with the $q - 1$ filtered regressors we can construct the extended regressor system

$$Y_e(t) = M_e(t)\theta, \quad (8)$$

where we defined $Y_e : \mathbb{R}_+ \rightarrow \mathbb{R}^q$ and $M_e : \mathbb{R}_+ \rightarrow \mathbb{R}^{q \times q}$ as

$$Y_e := \begin{bmatrix} y \\ y_{f_1} \\ \vdots \\ y_{f_{q-1}} \end{bmatrix}, \quad M_e := \begin{bmatrix} m^\top \\ m_{f_1}^\top \\ \vdots \\ m_{f_{q-1}}^\top \end{bmatrix}. \quad (9)$$

Note that, because of the \mathcal{L}_∞ -stability assumption of H_i , Y_e and M_e are bounded. Premultiplying (8) by the *adjunct matrix* of M_e we get q scalar regressors of the form

$$Y_i(t) = \phi(t)\theta_i \quad (10)$$

with $i \in \bar{q} := \{1, 2, \dots, q\}$, where we defined the determinant of M_e as

$$\phi(t) := \det\{M_e(t)\}. \quad (11)$$

and the vector $Y : \mathbb{R}_+ \rightarrow \mathbb{R}^q$

$$Y(t) := \text{adj}\{M_e(t)\}Y_e(t). \quad (12)$$

The estimation of the parameters θ_i from the scalar regression form (10) can be easily carried out via

$$\dot{\hat{\theta}}_i = \gamma_i \phi(Y_i - \phi \hat{\theta}_i), \quad i \in \bar{q}, \quad (13)$$

with adaptation gains $\gamma_i > 0$. From (10) it is clear that the latter equations are equivalent to

$$\dot{\tilde{\theta}}_i = -\gamma_i \phi^2 \tilde{\theta}_i, \quad i \in \bar{q}. \quad (14)$$

Solving this simple scalar differential equation we conclude that

$$\phi(t) \notin \mathcal{L}_2 \implies \lim_{t \rightarrow \infty} \tilde{\theta}_i(t) = 0, \quad (15)$$

with the converse implication also being true.

The derivations above establish the following proposition.

Proposition 1. Consider the q -dimensional linear regression (1) where $y : \mathbb{R}_+ \rightarrow \mathbb{R}$ and $m : \mathbb{R}_+ \rightarrow \mathbb{R}^q$ are known, bounded functions of time and $\theta \in \mathbb{R}^q$ is the vector of unknown parameters. Introduce $q - 1$ linear, \mathcal{L}_∞ -stable operators $H_i : \mathcal{L}_\infty \rightarrow \mathcal{L}_\infty$, $i \in \{1, 2, \dots, q - 1\}$ verifying (5). Define the vector Y_e and the matrix M_e as given in (9). Consider the estimator (13) with ϕ and Y_i defined in (11) and (12), respectively. The implication (15) holds. □□□

Remark 3. It is important to underscore that for any matrix $A \in \mathbb{R}^{q \times q}$

$$\text{adj}\{A\}A = \det\{A\}I_q, \quad (16)$$

even if A is *not full rank*, [15].

Remark 4. If we take into account the presence of the exponentially decaying terms ϵ_t in the filtering operations the error equation (14) becomes

$$\dot{\tilde{\theta}}_i = -\gamma_i \phi^2 \tilde{\theta}_i + \epsilon_t, \quad i \in \bar{q}.$$

The analysis of this equation, which establishes (15), may be found in Lemma 1 of [3].

²To simplify the presentation in the sequel we will neglect the ϵ_t terms, which will be incorporated in the analysis later.

C. Discussion

Two natural question arise at this point.

Q1. Is the condition $\phi(t) \notin \mathcal{L}_2$ weaker than $m(t) \in \text{PE}$?

Q2. Given a regressor $m(t) \notin \text{PE}$ how to select the operators H_i to enforce the condition $\phi(t) \notin \mathcal{L}_2$?

Regarding these questions the following remarks are in order.

R1. It is important to recall that [2]

$$m(t) \in \text{PE} \implies m(t) \notin \mathcal{L}_2.$$

However, the converse is *not true* as shown by the example

$$m(t) = \frac{1}{\sqrt{1+t}},$$

which is neither square integrable nor PE.

R2. Consider the regressor $m(t) := [\sin(t) \ \cos(t)]^\top$ and the operator

$$H(p) = \frac{c(p+1)}{p^2 + p + 2},$$

where $c > 0$. Note that for unit frequency the operator H provides zero phase shift and the magnitude gain c . Thus $m_{1f}(t) = c \sin(t)$, $m_{2f}(t) = c \cos(t)$ and

$$M_e(t) = \begin{bmatrix} \sin(t) & \cos(t) \\ c \sin(t) & c \cos(t) \end{bmatrix}.$$

Obviously, $m(t) \in \text{PE}$, but $\det\{M_e(t)\} \equiv 0$ and $\phi(t) \in \mathcal{L}_2$.

R3. From definition (4) it is clear that the PE condition is a requirement imposed on the *minimal* eigenvalue of the matrix as illustrated by the equivalence

$$\lambda_{\min} \left\{ \int_t^{t+T} m(s) m^\top(s) ds \right\} \geq \delta > 0 \\ \iff m(t) \in \text{PE},$$

where $\lambda_{\min}\{\cdot\}$ denotes the minimal eigenvalue. On the other hand, the condition $\phi(t) \notin \mathcal{L}_2$ is a restriction on *all* eigenvalues of the matrix M_e . Indeed, this is clear recalling that the determinant of a matrix is the product of all its eigenvalues and that for any two bounded signals $a, b : \mathbb{R}_+ \rightarrow \mathbb{R}$ we have

$$a(t)b(t) \notin \mathcal{L}_2 \implies a(t) \notin \mathcal{L}_2 \text{ and } b(t) \notin \mathcal{L}_2.$$

Consequently, a necessary condition for parameter convergence of the estimators (13) is that all eigenvalues of the matrix M_e are not square integrable.

Although the remarks R1–R3 do not provide a definite answer to the question Q2, they illustrate the fact that the parameter estimation procedure proposed in the paper gives rise to new convergence conditions that radically differ from the standard PE requirement.

D. An example

To provide some (partial) answers to the question Q2 above let us consider the simplest case of $q = 2$ with $m = \text{col}(m_1, m_2)$. In this case

$$\phi = m_1 m_{2f} - m_{1f} m_2. \quad (17)$$

The proposition below identifies a class of regressors $m(t) \notin \text{PE}$ but $\phi(t) \notin \mathcal{L}_2$ for the case of H a simple LTI filter.

Proposition 2. Define the set of differentiable functions

$$\mathcal{G} := \{g : \mathbb{R}_+ \rightarrow \mathbb{R} \mid g(t) \in \mathcal{L}_\infty, \dot{g}(t) \in \mathcal{L}_\infty, \dot{g}(t) \notin \mathcal{L}_2, \\ \lim_{t \rightarrow \infty} g(t) = \lim_{t \rightarrow \infty} \dot{g}(t) = 0\}$$

For all $g \in \mathcal{G}$ the regressor

$$m(t) = \begin{bmatrix} 1 \\ g + \dot{g} \end{bmatrix} \notin \text{PE}.$$

Let the operator H be defined as

$$[H(\cdot)](t) = \left[\frac{1}{p+1}(\cdot) \right](t).$$

The function ϕ defined in (17) verifies $\phi(t) \notin \mathcal{L}_2$.

Proof: The fact that $m(t) \notin \text{PE}$ is obvious because $\lim_{t \rightarrow \infty} m_2(t) = 0$. Now, we have that $m_{1f} = 1 + \epsilon_t$ and from the filter equations we get

$$\dot{m}_{2f} = -m_{2f} + m_2.$$

On the other hand, from the definition of m we have

$$\dot{g} = -g + m_2.$$

Subtracting these two equations we get

$$\frac{d}{dt}(m_{2f} - g) = -(m_{2f} - g),$$

consequently $m_{2f} = g + \epsilon_t$. Replacing these expressions in (17) yields

$$\begin{aligned} \phi &= m_{2f} - (1 + \epsilon_t)m_2 \\ &= (g + \epsilon_t) - (1 + \epsilon_t)(g + \dot{g}) \\ &= -\dot{g} + \epsilon_t, \end{aligned}$$

where we have used the fact that $g(t) \in \mathcal{L}_\infty$ and $\dot{g}(t) \in \mathcal{L}_\infty$ to obtain the last equation. This completes the proof. \blacksquare

Remark 5. An example of a function $g \in \mathcal{G}$ is

$$g(t) = \frac{\sin t}{(1+t)^{\frac{1}{2}}}.$$

The corresponding regressor is

$$m(t) = \begin{bmatrix} 1 \\ \frac{\sin t + \cos t}{(1+t)^{\frac{1}{2}}} - \frac{\sin t}{2(1+t)^{\frac{3}{2}}} \end{bmatrix}. \quad (18)$$

Remark 6. The choice of $\alpha = \beta = 1$ for the proposed operator H is made without loss of generality, as a similar proposition can be established for any exponentially stable LTI filter. The choice of the filters is, then, a degree of freedom to verify the conditions $\phi(t) \notin \mathcal{L}_2$.

E. Simulation results

We first evaluate the performance of the classical parameters estimator (2) with $m(t)$ given by (18). From the analysis of Subsection II-A we know that the LTV system (3) is stable, but it is not *exponentially* stable since $m(t) \notin \text{PE}$, and PE is a necessary condition for exponential stability.

The transient behavior of the parameter errors $\tilde{\theta}(t)$ with $\Gamma = \gamma I_2$ and $\theta = \text{col}(-3, 3)$ is shown in Fig. 1 for $\tilde{\theta}(0) = \text{col}(3, -3)$, $\gamma = 3$ and $\gamma = 10$. It is worth noting that it is not possible to conclude from the simulations whether $\tilde{\theta}(t)$ converges to zero asymptotically or not. The plots show that convergence has not been achieved even after a reasonably long period of 500. The graphs also show that increasing γ that, in principle, should speed-up the convergence, makes the situation even worse, cf. Fig. 1 (a) and (b). In Fig. 2 we show the integral curves for $\gamma = 3$ for initial conditions taken in a disk. If the adaptation gain is taken as $\Gamma = \text{diag}\{\gamma_1, \gamma_2\}$ it is possible to improve the transient performance, but this requires a time-consuming, trial-and-error tuning stage that is always undesirable.

Next we study performance of the DREM estimator (13) with the same $m(t)$ and $\theta = \text{col}(-3, 3)$. The transient behavior of $\tilde{\theta}(t)$ is given in Fig. 3 for $\tilde{\theta}(0) = \text{col}(3, -3)$, $\gamma_{1,2} = 3$ and $\gamma_{1,2} = 10$. The integral curves, for initial conditions taken in a disk, for $\gamma_{1,2} = 3$ are given in Fig. 4. The simulations illustrate significant performance improvement both in oscillatory behavior

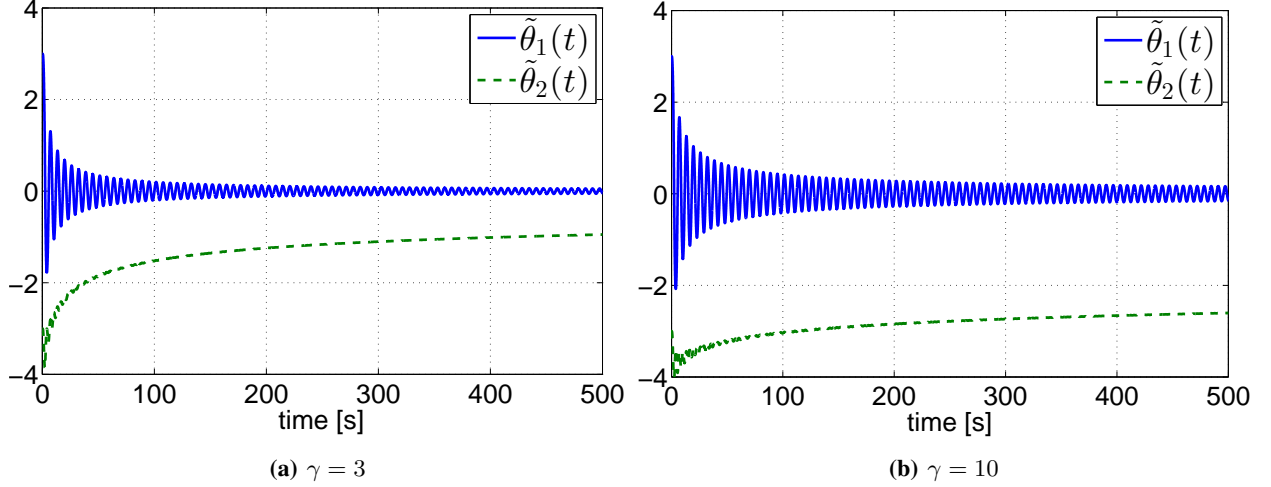


Fig. 1: Transient performance of the parameter errors $\tilde{\theta}(t)$ for the gradient estimator (2) with $m(t)$ given by (18), $\tilde{\theta}(0) = \text{col}(3, -3)$ and $\Gamma = \gamma I_2$, $\gamma = 3, 10$.

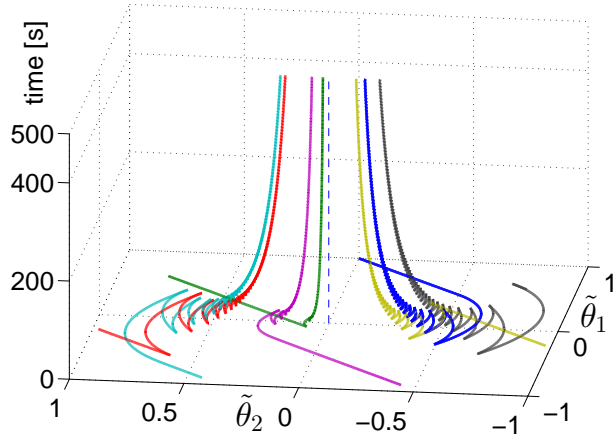


Fig. 2: The integral curves of the parameter estimator (2) with $m(t)$ given by (18), $\Gamma = 3I_2$ and initial conditions taken in a disk.

and in convergence speed—notice the difference in time scales. Moreover, tuning of the gains γ_i in the DREM estimator is straightforward. For example, given $\int_0^{10} \phi^2(t)dt \approx 0.78$, where ϕ is defined in (17), for $\gamma_i = 3$ one obtains

$$\tilde{\theta}_i(10) \approx e^{-3 \cdot 0.78} \tilde{\theta}_i(0) \approx 0.09 \tilde{\theta}_i(0),$$

and for $\gamma_i = 10$

$$\tilde{\theta}_i(10) \approx e^{-10 \cdot 0.78} \tilde{\theta}_i(0) \approx 0.0004 \tilde{\theta}_i(0),$$

which coincides with the behaviour observed in Figs. 3 (a) and (b).

III. PARAMETER ESTIMATION OF “PARTIALLY” MONOTONIC REGRESSIONS

In this section we propose to use the DREM technique for *nonlinearly* parameterised regressions with factorisable nonlinearities, where *some*—but not all—of the functions verify a monotonicity condition. The main objective is to generate a new regressor that contains only these “good” nonlinearities.

We consider factorisable regressions of the form

$$\mathbf{y}(t) = \mathbf{m}(t)\psi(\theta), \quad (19)$$

where $\mathbf{y} : \mathbb{R}_+ \rightarrow \mathbb{R}^n$ and $\mathbf{m} : \mathbb{R}_+ \rightarrow \mathbb{R}^{n \times p}$ contain measurable functions, the mapping $\psi : \mathbb{R}^q \rightarrow \mathbb{R}^p$ is known and $\theta \in \mathbb{R}^q$ is the *unknown* parameter vector.

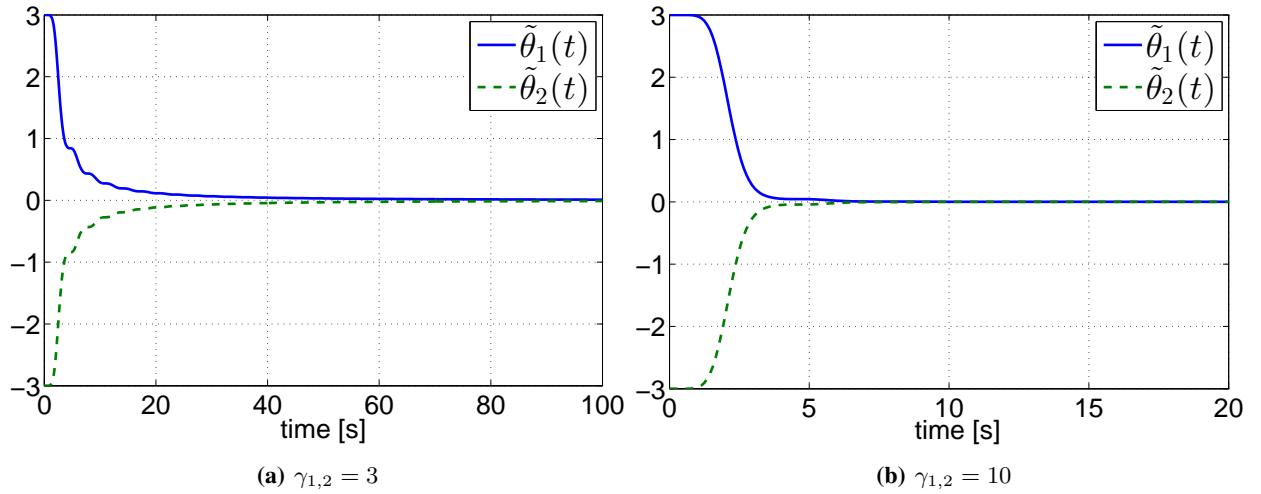


Fig. 3: Transient performance of the parameter errors $\tilde{\theta}(t)$ for the DREM estimator (13) with $m(t)$ given by (18), $\tilde{\theta}(0) = \text{col}(3, -3)$ and $\gamma_{1,2} = 3, 10$.

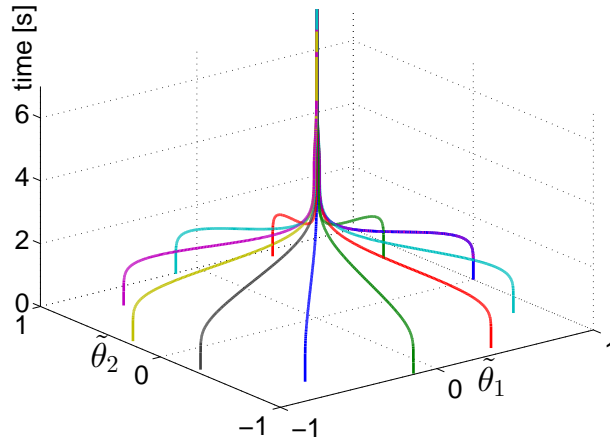


Fig. 4: The integral curves of the DREM parameter estimator (13) with $m(t)$ given by (18), $\gamma_{1,2} = 3$ and initial conditions taken in a disk.

For the sake of ease of exposition before presenting a general result, which is postponed to Subsection III-C, in the next two subsections we apply the DREM technique to two representative examples. It is clear that the nonlinear regression (19) can be “transformed” into a linear one defining the vector $\eta := \psi(\theta)$ to which the standard gradient estimator

$$\hat{\eta} = \Gamma \mathbf{m}^\top (\mathbf{y} - \mathbf{m}\hat{\eta}) \quad (20)$$

can be applied. In Subsection III-D a brief discussion on the disadvantages of overparameterisation is presented. To extend the realm of application of the DREM technique in Subsection III-E we consider the case of nonlinear dynamical systems that depend nonlinearly on unknown parameters—via non-factorisable nonlinearities. A procedure to generate a factorisable regression of the form (19), which is valid in a neighbourhood of the systems operating point, is given.

A. First example

To illustrate the use of DREM for nonlinearly parameterised factorisable regressions let us first consider the simplest scalar case of $n = 1$, $p = 2$ and $q = 1$. The regression (19) becomes

$$\mathbf{y}(t) = \begin{bmatrix} \mathbf{m}_1(t) & \mathbf{m}_2(t) \end{bmatrix} \begin{bmatrix} \psi_1(\theta) \\ \psi_2(\theta) \end{bmatrix}, \quad (21)$$

where $\mathbf{y} : \mathbb{R}_+ \rightarrow \mathbb{R}$, $\mathbf{m}_i : \mathbb{R}_+ \rightarrow \mathbb{R}$ and $\psi_i : \mathbb{R} \rightarrow \mathbb{R}$, for $i = 1, 2$. Assume that $\psi_1(\theta)$ is *strongly monotonically increasing*, that is,

$$\psi_1'(\theta) \geq \rho_0 > 0.$$

In this case, the function ψ_1 verifies [16]

$$(a - b)[\psi_1(a) - \psi_1(b)] \geq \rho_1(a - b)^2, \quad \forall a, b \in \mathbb{R}, \quad (22)$$

for some $\rho_1 > 0$.

The goal is to generate a new regression where, similarly to [10]–[12], the property (22) can be exploited. Following the DREM procedure described in Subsection II-B we apply an operator H to (21) and pile-up the two regressions as

$$\begin{bmatrix} \mathbf{y}(t) \\ \mathbf{y}_f(t) \end{bmatrix} = \begin{bmatrix} \mathbf{m}_1(t) & \mathbf{m}_2(t) \\ \mathbf{m}_{1f}(t) & \mathbf{m}_{2f}(t) \end{bmatrix} \begin{bmatrix} \psi_1(\theta) \\ \psi_2(\theta) \end{bmatrix}.$$

Multiplying on the left the equation above by the row vector $[\mathbf{m}_{2f} \quad -\mathbf{m}_2]$ we get the desired regression involving only ψ_1 , namely,

$$\mathbf{Y}(t) = \Phi(t)\psi_1(\theta),$$

where we defined the signals

$$\begin{aligned} \mathbf{Y} &:= \mathbf{m}_{2f}\mathbf{y} - \mathbf{m}_2\mathbf{y}_f \\ \Phi &:= \mathbf{m}_{2f}\mathbf{m}_1 - \mathbf{m}_2\mathbf{m}_{1f}. \end{aligned} \quad (23)$$

The estimator

$$\dot{\hat{\theta}} = \gamma \Phi[\mathbf{Y} - \Phi\psi_1(\hat{\theta})], \quad (24)$$

with $\gamma > 0$, yields

$$\dot{\tilde{\theta}} = -\gamma \Phi^2[\psi_1(\hat{\theta}) - \psi_1(\theta)].$$

To analyse the stability of this error equation consider the Lyapunov function candidate

$$V(\tilde{\theta}) = \frac{1}{2\gamma} \tilde{\theta}^2,$$

whose derivative yields

$$\begin{aligned} \dot{V} &= -\Phi^2(\hat{\theta} - \theta)[\psi_1(\hat{\theta}) - \psi_1(\theta)] \\ &\leq -\rho_1 \Phi^2(\hat{\theta} - \theta)^2 \\ &= -2\rho_1 \gamma \Phi^2 V, \end{aligned}$$

where the first inequality follows from (22). Integrating the previous inequality yields

$$V(t) \leq e^{-2\rho_1 \gamma \int_0^t \Phi^2(s) ds} V(0),$$

which ensures that $\tilde{\theta}(t) \rightarrow 0$ as $t \rightarrow \infty$ if $\Phi(t) \notin \mathcal{L}_2$.

As an example consider the regression

$$\begin{aligned} \mathbf{y}(t) &= \mathbf{m}_1(t)(\theta - e^{-\theta}) + \mathbf{m}_2(t)\cos(\theta) \\ &= \begin{bmatrix} \mathbf{m}_1(t) & \mathbf{m}_2(t) \end{bmatrix} \begin{bmatrix} \theta - e^{-\theta} \\ \cos(\theta) \end{bmatrix} \\ &=: \mathbf{m}(t)\psi(\theta), \end{aligned}$$

which clearly satisfies condition (22). The vector $\mathbf{m}(t) \notin \text{PE}$ stymies the application of overparameterisation. Moreover, since the mapping $\psi(\theta)$ is only locally injective, a constrained estimator of η is required to recover the parameter θ .

The proposition below identifies a class of regressors $\mathbf{m}(t) \notin \text{PE}$ but $\Phi(t) \notin \mathcal{L}_2$ for a simple delay operator.

Proposition 3. The regressor

$$\mathbf{m}(t) = \begin{bmatrix} \frac{\sin(t)}{\sqrt{t+2\pi}} & 1 \end{bmatrix} \notin \text{PE}.$$

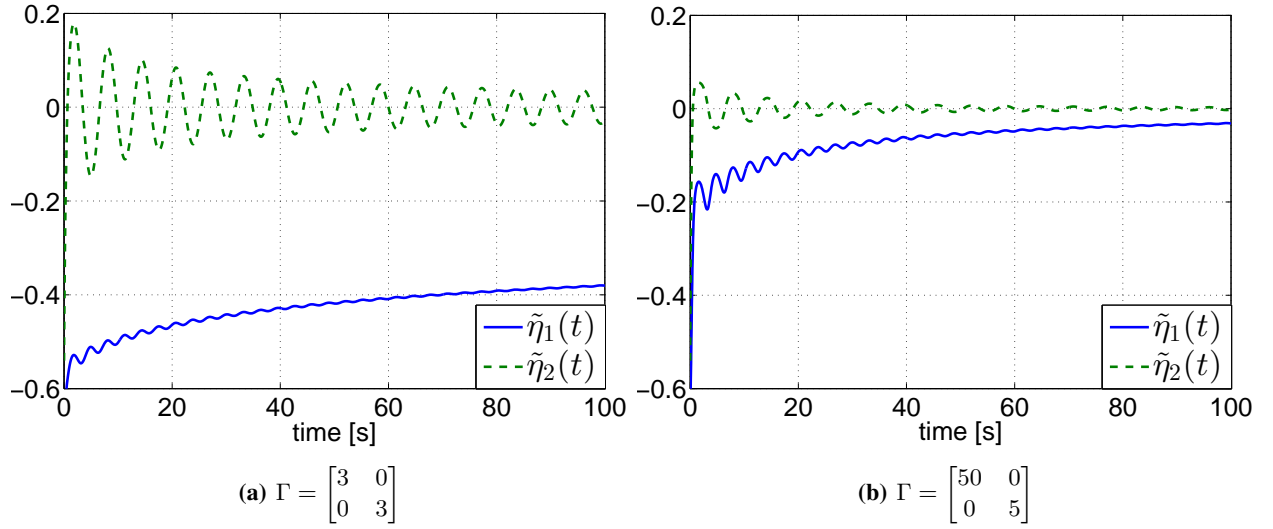


Fig. 5: Transient behaviour of the errors $\tilde{\eta}(t)$ for the over-parameterized parameter estimator (20) for different adaptation gains; $\hat{\eta}(0) = 0$ and $\tilde{\eta}(0) = -\psi(\theta) = -\psi(1) \approx [-0.63, -0.54]^\top$

Let the operator H be the delay operator, that is,

$$(\cdot)_f(t) = (\cdot)(t - d), \quad d \in \left[\frac{\pi}{2}, \frac{3\pi}{2} \right].$$

The function Φ defined in (23) verifies $\Phi(t) \notin \mathcal{L}_2$.

Proof: The fact that $\mathbf{m}(t) \notin \text{PE}$ is obvious because $\mathbf{m}_1(t) \rightarrow 0$.

Now, the function Φ defined in (23) takes the form

$$\Phi(t) = \frac{\sin(t)}{\sqrt{t+2\pi}} - \frac{\sin(t-d)}{\sqrt{t+2\pi-d}}.$$

Whence

$$\begin{aligned} \Phi^2(t) &= \left(\frac{\sin(t)}{\sqrt{t+2\pi}} - \frac{\sin(t-d)}{\sqrt{t+2\pi-d}} \right)^2 \\ &= \frac{\sin^2(t)}{t+2\pi} + \frac{\sin^2(t-d)}{t+2\pi-d} - 2 \frac{\sin(t)\sin(t-d)}{\sqrt{t+2\pi}\sqrt{t+2\pi-d}} \\ &= \frac{\sin^2(t)}{t+2\pi} + \frac{\sin^2(t-d)}{t+2\pi-d} \\ &\quad - 2 \cos(d) \frac{\sin^2(t)}{\sqrt{t+2\pi}\sqrt{t+2\pi-d}} \\ &\quad + \sin(d) \frac{\sin(2t)}{\sqrt{t+2\pi}\sqrt{t+2\pi-d}}, \end{aligned}$$

where some basic trigonometric identities have been used to derive the third identity. Note that the first three right hand terms of the last identity are not integrable. Since $\cos(d) \leq 0$ in the admissible range of d the sum of these terms is also not integrable. On the other hand, the last right term verifies

$$\sin(d) \int_0^\infty \frac{\sin(2t)}{\sqrt{t+2\pi}\sqrt{t+2\pi-d}} dt < \infty.$$

Thus, $\Phi(t) \notin \mathcal{L}_2$. ■

Simulations of the overparametrized estimator (20) with $\theta = 1$ are given in Fig. 5. The simulations exhibit poor convergence, which is expected since $m(t) \notin \text{PE}$. After some trial-and-error gains tuning it is possible to improve the transient performance as shown in Fig. 5(b). However, as pointed out above, it is not possible to reconstruct θ since the function $\cos(\theta)$ is not injective for $\theta \in \mathbb{R}$.

Simulations of the DREM estimator (24) with $\theta = 1$ are shown in Fig. 6. The estimation error $\tilde{\theta}(t)$ converges to zero and the tuning gain γ allows to accelerate the convergence.

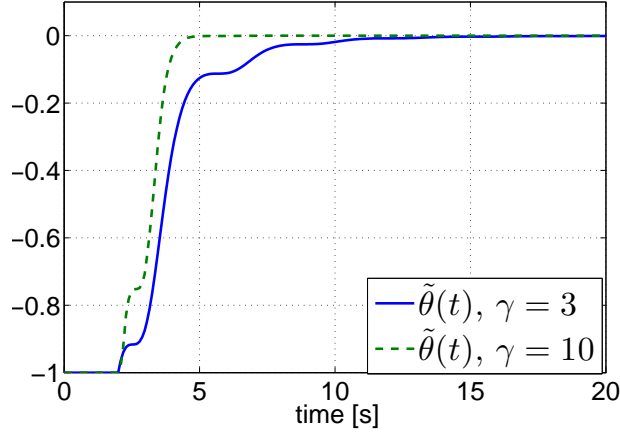


Fig. 6: Transient behaviour of the error $\tilde{\theta}(t)$ transients of the DREM parameters estimator (24) with different gains; $\tilde{\theta}(0) = -1$.

Remark 7. If the strong monotonicity condition (22) is relaxed to *strict* (or plain) monotonicity we can only ensure that $\dot{V} = -\Phi^2(\hat{\theta} - \theta)[\psi_1(\hat{\theta}) - \psi_1(\theta)] \leq 0$ and strict (PE-like) conditions must be imposed on $\Phi(t)$ to ensure convergence.

Remark 8. Obviously, DREM is also applicable if ψ_1 is monotonically decreasing, instead of increasing, or if it is ψ_2 that enjoys the monotonicity property.

B. Second example

Let us consider now the vector case with $n = 2$, $p = 3$ and $q = 2$. The regression (19) becomes

$$\begin{bmatrix} \mathbf{y}_1(t) \\ \mathbf{y}_2(t) \end{bmatrix} = \begin{bmatrix} \mathbf{m}_{11}(t) & \mathbf{m}_{12}(t) & \mathbf{m}_{13}(t) \\ \mathbf{m}_{21}(t) & \mathbf{m}_{22}(t) & \mathbf{m}_{23}(t) \end{bmatrix} \begin{bmatrix} \psi_1(\theta) \\ \psi_2(\theta) \\ \psi_3(\theta) \end{bmatrix}. \quad (25)$$

where $\mathbf{y}_i : \mathbb{R}_+ \rightarrow \mathbb{R}$, $\mathbf{m}_{ij} : \mathbb{R}_+ \rightarrow \mathbb{R}$ and $\psi_j : \mathbb{R}^2 \rightarrow \mathbb{R}$, for $i = 1, 2$ and $j = 1, 2, 3$. To estimate two parameters we assume that two functions ψ_j satisfy a monotonicity condition—without loss of generality, we assume they are ψ_2 and ψ_3 , and we define the “good” vector

$$\psi_g := \text{col}(\psi_2, \psi_3).$$

More precisely, we assume there exists a constant positive definite matrix $P \in \mathbb{R}^{2 \times 2}$ such that

$$P \nabla \psi_g(\theta) + [\nabla \psi_g(\theta)]^\top P \geq \rho_0 I_2 > 0. \quad (26)$$

As shown in [16], see also [10], the inequality above implies the existence of $\rho_1 > 0$ such that

$$(a - b)^\top P [\psi_g(a) - \psi_g(b)] \geq \rho_1 |a - b|^2, \quad \forall a, b \in \mathbb{R}^q, \quad (27)$$

which is the strong P -monotonicity property exploited in [11].

The first task of DREM is to generate a two-dimensional regression that does not contain ψ_1 . First we apply a filter to either one of the rows of (25), say to the first one, and pile-up the result as

$$\begin{bmatrix} \mathbf{y}_1(t) \\ \mathbf{y}_2(t) \\ \mathbf{y}_{1f}(t) \end{bmatrix} = \begin{bmatrix} \mathbf{m}_{11}(t) & \mathbf{m}_{12}(t) & \mathbf{m}_{13}(t) \\ \mathbf{m}_{21}(t) & \mathbf{m}_{22}(t) & \mathbf{m}_{23}(t) \\ \mathbf{m}_{11f}(t) & \mathbf{m}_{12f}(t) & \mathbf{m}_{13f}(t) \end{bmatrix} \begin{bmatrix} \psi_1(\theta) \\ \psi_2(\theta) \\ \psi_3(\theta) \end{bmatrix}.$$

Next we multiply the last equation on the left by the matrix

$$\begin{bmatrix} \mathbf{m}_{21}(t) & -\mathbf{m}_{11}(t) & 0 \\ \mathbf{m}_{11f}(t) & 0 & -\mathbf{m}_{11}(t) \end{bmatrix},$$

which is the left annihilator of the first column of the extended regressor. Defining the 2×2 regression matrix

$$\Phi := \begin{bmatrix} \mathbf{m}_{21} & -\mathbf{m}_{11} & 0 \\ \mathbf{m}_{11f} & 0 & -\mathbf{m}_{11} \end{bmatrix} \begin{bmatrix} \mathbf{m}_{12} & \mathbf{m}_{13} \\ \mathbf{m}_{22} & \mathbf{m}_{23} \\ \mathbf{m}_{12f} & \mathbf{m}_{13f} \end{bmatrix},$$

and

$$\mathbf{Y}_1 := \begin{bmatrix} \mathbf{m}_{21} & -\mathbf{m}_{11} & 0 \\ \mathbf{m}_{11f} & 0 & -\mathbf{m}_{11} \end{bmatrix} \begin{bmatrix} \mathbf{y}_1 \\ \mathbf{y}_2 \\ \mathbf{y}_{1f} \end{bmatrix},$$

we get

$$\mathbf{Y}_1(t) = \Phi(t)\psi_g(\theta). \quad (28)$$

Multiplying (28) on the left by $\text{adj}\{\Phi(t)\}$ and defining $\mathbf{Y}(t) := \text{adj}\{\Phi(t)\}\mathbf{Y}_1(t)$, we obtain the desired regression form

$$\mathbf{Y}(t) = \det\{\Phi(t)\}\psi_g(\theta). \quad (29)$$

We propose the estimator

$$\dot{\hat{\theta}} = \det\{\Phi\}\Gamma P[\mathbf{Y} - \det\{\Phi\}\psi_g(\hat{\theta})], \quad (30)$$

with $\Gamma \in \mathbb{R}^{2 \times 2}$ a positive definite gain matrix. Using (29) the error equation is

$$\dot{\tilde{\theta}} = -\det^2\{\Phi\}\Gamma P[\psi_g(\tilde{\theta}) - \psi_g(\theta)].$$

To analyse its stability define the Lyapunov function candidate

$$V(\tilde{\theta}) = \frac{1}{2}\tilde{\theta}^\top \Gamma^{-1}\tilde{\theta}, \quad (31)$$

whose derivative yields

$$\begin{aligned} \dot{V} &= -\det^2\{\Phi\}(\tilde{\theta} - \theta)^\top P[\psi_g(\tilde{\theta}) - \psi_g(\theta)] \\ &\leq -\det^2\{\Phi\} \frac{2\rho_1}{\lambda_{\max}\{\Gamma\}} V. \end{aligned}$$

If the matrix $\Phi(t)$ is full rank and $\det^2\{\Phi(t)\} \geq \kappa > 0$, then

$$\dot{V} \leq -\frac{2\kappa\rho_1}{\lambda_{\max}\{\Gamma\}} V,$$

and the analysis above ensures *exponential* stability of the error equation.

Otherwise integrating the inequality yields

$$V(t) \leq e^{-\frac{2\rho_1}{\lambda_{\max}\{\Gamma\}} \int_0^t \det^2\{\Phi(s)\} ds} V(0),$$

which ensures that $\tilde{\theta}(t) \rightarrow 0$ as $t \rightarrow \infty$ if $\det\{\Phi(t)\} \notin \mathcal{L}_2$.

Remark 9. From the derivations above it is clear that there are many degrees of freedom for the definition of the regressor matrix Φ , *e.g.*, the choice of the operator H , the rows to be filtered and mixed. The final objective is to impose some properties to the function $\det\{\Phi(t)\}$, ideally, that it is (uniformly) bounded away from zero—that yields exponential stability.

Remark 10. In [11] it is shown that the *local* verification of the monotonicity condition (26) reduces to a linear matrix inequality (LMI) test provided some prior knowledge on the parameters is available. More precisely, assume $\theta \in \Theta \subset \mathbb{R}^q$, with

$$\Theta := \{\theta \in \mathbb{R}^q \mid \theta_i \in [\theta_i^m, \theta_i^M] \subset \mathbb{R}\}.$$

The *quadratic approximation* of the mapping $\psi_g(\theta)$ verifies (26) if and only if the LMI

$$P\nabla\psi_g(v_i) + [\nabla\psi_g(v_i)]^\top P > 0, \quad i = 1, \dots, (2^q)^q$$

is feasible, where the vectors $v_i \in \Theta$ are computable from the vertices of Θ .

C. A general result

In this subsection a generalization of the previous examples is presented. We make the following assumption.

Assumption 1. Consider the regression form (19). There are q functions ψ_i that, reordering the outputs y_i , we arrange in a vector $\psi_g : \mathbb{R}^q \rightarrow \mathbb{R}^q$, verifying

$$P\nabla\psi_g(\theta) + [\nabla\psi_g(\theta)]^\top P \geq \rho_0 I_q > 0,$$

for some positive definite matrix $P \in \mathbb{R}^{q \times q}$.

Consistent with Assumption 1 we rewrite (19) as

$$\mathbf{y}_N(t) = \begin{bmatrix} \mathbf{m}_g(t) & \mathbf{m}_b(t) \end{bmatrix} \begin{bmatrix} \psi_g(\theta) \\ \psi_b(\theta) \end{bmatrix}, \quad (32)$$

where $\mathbf{y}_N : \mathbb{R}_+ \rightarrow \mathbb{R}^n$ is the reordered output vector, $\mathbf{m}_g : \mathbb{R}_+ \rightarrow \mathbb{R}^{n \times q}$, $\mathbf{m}_b : \mathbb{R}_+ \rightarrow \mathbb{R}^{n \times (p-q)}$, $\psi_g : \mathbb{R}^q \rightarrow \mathbb{R}^q$ and $\psi_b : \mathbb{R}^q \rightarrow \mathbb{R}^{p-q}$.

From the previous two examples we have learned that DREM must accomplish two tasks, on one hand, generate a regression without \mathbf{m}_b . On the other hand, to be able to relax the PE condition, the new regressor matrix should be square (or tall). Given these tasks, to obtain a sensible problem formulation the following assumption is imposed.

Assumption 2. The regression (32) satisfies

$$q < p \quad (33)$$

$$n < p. \quad (34)$$

If (33) does not hold *all* functions ψ_i , $i = 1, \dots, p$, satisfy the monotonicity condition and there is no need to eliminate any one of them. On the other hand, if (34) is not satisfied a square regressor without the “bad” part of the regressor ψ_b can be created without the introduction of the operators H_i . Indeed, if $n = p$ the matrix \mathbf{m}_b is tall and it admits a full-rank left annihilator $\mathbf{m}_b^\perp : \mathbb{R}_+ \rightarrow \mathbb{R}^{q \times n}$. Moreover, the new regressor matrix $\mathbf{m}_b^\perp \mathbf{m}_g$ is square. A similar situation arises if $n > p$.

Following DREM we introduce n_f operators, apply them to some rows of (32) and pile all the regression forms to get

$$\begin{bmatrix} \mathbf{y}_N \\ \mathbf{y}_{Nf} \end{bmatrix} = \begin{bmatrix} \mathbf{M}_g & \mathbf{M}_b \end{bmatrix} \begin{bmatrix} \psi_g(\theta) \\ \psi_b(\theta) \end{bmatrix}. \quad (35)$$

where we defined the matrices $\mathbf{M}_g : \mathbb{R}_+ \rightarrow \mathbb{R}^{(n+n_f) \times q}$, $\mathbf{M}_b : \mathbb{R}_+ \rightarrow \mathbb{R}^{(n+n_f) \times (p-q)}$

$$\mathbf{M}_g := \begin{bmatrix} \mathbf{m}_g \\ \mathbf{m}_{gf} \end{bmatrix}, \quad \mathbf{M}_b := \begin{bmatrix} \mathbf{m}_b \\ \mathbf{m}_{bf} \end{bmatrix}. \quad (36)$$

To select the number n_f of operators we notice that the matrix to be eliminated, that is \mathbf{M}_b , is of dimension $(n+n_f) \times (p-q)$. Therefore, to have a left annihilator for it with q rows, which is needed to make the new regressor square, we must fix $n_f = p - n$. Define

$$\Phi := \mathbf{M}_b^\perp \mathbf{M}_g. \quad (37)$$

Multiplying on the left by $\text{adj}\{\Phi\} \mathbf{M}_b^\perp$ the equation (35) yields the desired regressor form

$$\mathbf{Y} = \det\{\Phi\} \psi_g(\theta),$$

where

$$\mathbf{Y} := \text{adj}\{\Phi\} \mathbf{M}_b^\perp \begin{bmatrix} \mathbf{y}_N \\ \mathbf{y}_{Nf} \end{bmatrix} \quad (38)$$

We are in position to present the main result of this section, whose proof follows from the derivations above.

Proposition 4. Consider the nonlinearly parameterised factorisable regression (32) satisfying Assumptions 1 and 2. Introduce $p - n$ linear, \mathcal{L}_∞ -stable operators $H_i : \mathcal{L}_\infty \rightarrow \mathcal{L}_\infty$, $i \in \{1, 2, \dots, p - n\}$ verifying (5). Define the matrices \mathbf{M}_g , \mathbf{M}_b as given in (36). Consider the estimator (30) with Φ and \mathbf{Y} defined in (37), (38) and $\mathbf{M}_b^\perp : \mathbb{R}_+ \rightarrow \mathbb{R}^{q \times p}$ a full-rank left annihilator of \mathbf{M}_b . The following implication holds

$$\det\{\Phi(t)\} \notin \mathcal{L}_2 \implies \lim_{t \rightarrow \infty} |\tilde{\theta}(t)| = 0.$$

Moreover, if $\det^2\{\Phi(t)\} \geq \kappa > 0$, then $|\tilde{\theta}(t)|$ tends to 0 *exponentially* fast.

D. Discussion on overparameterisation

As disused above the nonlinear regression (19) can be “transformed” into a linear one defining the vector $\eta = \psi(\theta)$. Classical parameter adaptation algorithms can then be used to estimate this new parameter vector. However, overparametrization suffers from the following well-known shortcomings [1], [2]:

- (i) Performance degradation, *e.g.*, slower convergence, due to the need of a search in a bigger parameter space—indeed, usually $q < p$.
- (ii) The more stringent conditions imposed on the reference signals to ensure the PE needed for convergence of the parameters η .
- (iii) Inability to recover the true parameter θ —except for injecting mappings. This stymies the application of this approach in situations where the actual parameters θ are needed.
- (iv) Conservativeness introduced when incorporating prior knowledge in restricted parameter estimation.
- (v) Reduction of the domain of validity of the estimates stemming from the, in general only local, invertibility of the mappings ψ .

E. Generating separable regressions for nonlinear dynamical systems

Consider the general case of a nonlinear system whose dynamics depend nonlinearly on some unknown parameters, say,

$$\dot{x} = F_0(x) + F_1(x, \theta), \quad (39)$$

where $F_0 : \mathbb{R}^n \rightarrow \mathbb{R}^n$, $F_1 : \mathbb{R}^n \times \mathbb{R}^q \rightarrow \mathbb{R}^n$ are known functions, $x : \mathbb{R}_+ \rightarrow \mathbb{R}^n$ is the measurable systems state and $\theta \in \mathbb{R}^q$ are the constant unknown parameters. It is assumed that the system evolves around some operating point $x_* \in \mathbb{R}^n$.

Applying the classical filtering technique [17] it is possible to generate a state-dependent regression that can be used for parameter estimation. Indeed, defining

$$\begin{aligned} \mathbf{y} &:= \frac{p}{p+1}x - \frac{1}{p+1}F_0(x) \\ \Xi(x, \theta) &:= \frac{1}{p+1}F_1(x, \theta), \end{aligned}$$

and neglecting exponentially decaying terms, we get the nonlinearly parameterized regression

$$\mathbf{y} = \Xi(x, \theta) \quad (40)$$

where $\mathbf{y} : \mathbb{R}_+ \rightarrow \mathbb{R}^n$ and $\Xi : \mathbb{R}^n \times \mathbb{R}^q \rightarrow \mathbb{R}^n$. Estimation of the parameters at this level of generality is a daunting task. To simplify it we propose to linearize the function Ξ around x_* to obtain a *separable* nonlinear regression as done in the lemma below.

Lemma 1. The first order approximation (around x_*) of the nonlinearly parameterized regression (40) is given by (19), where $\mathbf{m} : \mathbb{R}_+ \rightarrow \mathbb{R}^{n \times p}$ and $\psi : \mathbb{R}^q \rightarrow \mathbb{R}^p$, with $p := n + n^2$, are given by

$$\begin{aligned} \mathbf{m}(t) &:= \left[I_n \mid \begin{bmatrix} \tilde{x}^\top(t) & 0 & \dots & 0 \\ 0 & \tilde{x}^\top(t) & \dots & 0 \\ \vdots & \vdots & \ddots & \vdots \\ 0 & 0 & \dots & \tilde{x}^\top(t) \end{bmatrix} \right] \\ \psi(\theta) &:= \begin{bmatrix} \Xi_*(\theta) \\ \nabla_x \Xi_{1*}(\theta) \\ \vdots \\ \nabla_x \Xi_{n*}(\theta) \end{bmatrix}, \end{aligned}$$

where we have introduced the notation $\tilde{x} := x - x_*$.

Proof: The proof follows trivially rearranging the elements of the first order approximation (around x_*) of Ξ , namely

$$\Xi(x, \theta) = \Xi(x_*, \theta) + \nabla_x^\top \Xi(x_*, \theta)(x - x_*) + \mathcal{O}(|x - x_*|^2),$$

and using the definition of \tilde{x} . ■

Next, from the derivations of the subsection III-C, if at least q elements of the vector $\psi(\theta)$ enjoy monotonicity, the DREM approach can be applied.

Remark 11. From the structure of the regression matrix given in Lemma 1 the following equivalence holds true

$$\mathbf{m}(t) \in \text{PE} \iff \begin{bmatrix} 1 \\ \tilde{x}(t) \end{bmatrix} \in \text{PE}.$$

Clearly, the PE condition is *not satisfied* in regulation tasks, when $\tilde{x}(t)$ tends to zero.

Remark 12. We have generated the regressor form (40) applying the classical filtering technique. As shown in [10], [11] it is possible to design parameter estimators directly for the system (39) using immersion and invariance techniques [18]. Also, we have considered the case of a closed system, that is, without input. The same derivations apply for systems with an external input signal.

IV. CONCLUDING REMARKS AND FUTURE RESEARCH

A procedure to generate new regression forms for which we can design parameter estimators with enhanced performance has been proposed. The procedure has been applied to linear regressions yielding new estimators whose parameter convergence can be established without invoking the usual, hardly verifiable, PE condition. Instead, it is required that the new regressor vector is not square integrable, which is different than PE of the original regressor. For nonlinearly parameterised regressions with monotonic nonlinearities the procedure allows to treat cases when only some of the nonlinearities verify this monotonicity condition. Similarly to the case of linear regressions, convergence is ensured if the determinant of the new regressor is not square integrable.

The design procedure includes many degrees of freedom to verify the aforementioned convergence condition. Current research is under way to make more systematic the choice of this degrees of freedom. It seems difficult to achieve this end at the level of generality presented in the paper. Therefore, we are currently considering more “structured” situations, for instance, when the original regression form comes from classes of physical dynamical systems or for a practical application. Preliminary calculations for the problem of current–voltage characteristic of photovoltaic cells—which depend nonlinearly on some unknown parameters—are encouraging and we hope to be able to report the results soon.

REFERENCES

- [1] L. Ljung, *System identification: theory for the user*. New Jersey: Prentice Hall, 1987.
- [2] S. Sastry and M. Bodson, *Adaptive control: stability, convergence and robustness*. Courier Dover Publications, 2011.
- [3] S. Aranovskiy, A. Bobtsov, A. Pyrkin, R. Ortega, and A. Chaillet, “Flux and position observer of permanent magnet synchronous motors with relaxed persistency of excitation conditions,” in *Proc. 1st IFAC Conf. on Modelling, Identification and Control of Nonlinear Systems*, Saint-Petersburg, Russia, Jun. 2015, pp. 311–316.
- [4] G. Chowdhary and E. Johnson, “Concurrent learning for convergence in adaptive control without persistency of excitation,” in *Proc. 49th IEEE Conference on Decision and Control*, Atlanta, GA, Dec. 2010, pp. 3674–3679.
- [5] D. Efimov and A. Fradkov, “Design of impulsive adaptive observers for improvement of persistency of excitation,” *International Journal of Adaptive Control and Signal Processing*, vol. 29, no. 6, pp. 765–782, 2015.
- [6] H. Jain, “Graduated persistent excitation and steady state margins for adaptive systems,” Master’s thesis, Massachusetts Institute of Technology, Cambridge, 2007.
- [7] R. Mishkov and S. Darmonski, “Exact parameter estimation without persistent excitation in nonlinear adaptive control systems,” in *Proc. 7th National Conference on Process Automation in the Food and Biotechnology Industries*, vol. 60, Plovdiv, Bulgaria, Oct. 2013, pp. 100–106.
- [8] Y. Pan, L. Pan, and H. Yu, “Composite learning control with application to inverted pendulums,” *arXiv:1507.07844*, Jul. 2015.
- [9] A. Pyrkin, A. Bobtsov, S. Kolyubin, A. Vedyakov, O. Borisov, V. Gromov, A. Margun, and D. Bazylev, “Fast compensation of unknown multiharmonic disturbance for nonlinear plant with input delay,” in *Proc. 11th IFAC International Workshop on Adaptation and Learning in Control and Signal Processing*, Caen, France, Jul. 2013, pp. 546–551.
- [10] X. Liu, R. Ortega, H. Su, and J. Chu, “Immersion and invariance adaptive control of nonlinearly parameterized nonlinear systems,” *IEEE Trans. Autom. Control*, vol. 55, no. 9, pp. 2209–2214, 2010.
- [11] —, “On adaptive control of nonlinearly parameterized nonlinear systems: Towards a constructive procedure,” *Systems & Control Letters*, vol. 60, no. 1, pp. 36 – 43, 2011.
- [12] I. Tyukin, D. Prokhorov, and C. van Leeuwen, “Adaptation and parameter estimation in systems with unstable target dynamics and nonlinear parametrization,” *IEEE Trans. Autom. Control*, vol. 52, no. 9, pp. 1543–1559, 2007.
- [13] M. Arteaga and Y. Tang, “Adaptive control of robots with an improved transient performance,” *IEEE Trans. Autom. Control*, vol. 47, no. 7, pp. 1198–1202, 2002.
- [14] S. Dasgupta and Y.-F. Huang, “Asymptotically convergent modified recursive least-squares with data-dependent updating and forgetting factor for systems with bounded noise,” *IEEE Trans. Inf. Theory*, vol. 33, no. 3, pp. 383–392, 1987.
- [15] P. Lancaster and M. Tismenetsky, *The theory of matrices: with applications*. Academic press, 1985.

- [16] A. Pavlov, A. Pogromsky, N. van de Wouw, and H. Nijmeijer, “Convergent dynamics, a tribute to Boris Pavlovich Demidovich,” *Systems & Control Letters*, vol. 52, no. 3–4, pp. 257 – 261, 2004.
- [17] R. Middleton and G. Goodwin, “Adaptive computed torque control for rigid link manipulators,” *Systems & Control Letters*, vol. 10, no. 1, pp. 9–16, 1988.
- [18] A. Astolfi, D. Karagiannis, and R. Ortega, *Nonlinear and adaptive control with applications*. Berlin: Springer-Verlag, 2007.