

# The first order correction to the exit distribution for some random walks

Tom Kennedy  
Department of Mathematics  
University of Arizona  
Tucson, AZ 85721  
email: [tgk@math.arizona.edu](mailto:tgk@math.arizona.edu)

May 14, 2019

## Abstract

We study three different random walk models on several two-dimensional lattices by Monte Carlo simulations. One is the usual nearest neighbor random walk. Another is the nearest neighbor random walk which is not allowed to backtrack. The final model is the smart kinetic walk. For all three of these models the distribution of the point where the walk exits a simply connected domain  $D$  in the plane converges weakly to harmonic measure on  $\partial D$  as the lattice spacing  $\delta \rightarrow 0$ . Let  $\omega(0, |dz|; D)$  be harmonic measure for  $D$ , and let  $\omega_\delta(0, |dz|; D)$  be the discrete harmonic measure for one of the random walk models. Our definition of the random walk models is unusual in that we average over the orientation of the lattice with respect to the domain. We are interested in the limit of  $(\omega_\delta(0, |dz|; D) - \omega(0, |dz|; D))/\delta$ . Our Monte Carlo simulations of the three models lead to the conjecture that this limit equals  $c_{M,L} \rho_D(z) |dz|$ , where the function  $\rho_D(z)$  depends on the domain, but not on the model or lattice, and the constant  $c_{M,L}$  depends on the model and on the lattice, but not on the domain. So there is a form of universality for this first order correction. We also give an explicit formula for the conjectured density  $\rho_D$ .

# 1 Introduction

Let  $D$  be a simply connected domain in the plane which contains the origin. We introduce a lattice with spacing  $\delta$  and consider a nearest neighbor random walk that starts at the origin. We are interested in the point where the walk exits the domain. In the limit that the lattice spacing  $\delta$  goes to zero, the distribution of this random point converges to harmonic measure which is the distribution of the point where a Brownian motion exits the domain. In this paper we are interested in the leading order term (in  $\delta$ ) in the difference between the random walk exit distribution and harmonic measure. We will refer to this leading term as the first order correction. As we will see, it is proportional to  $\delta$ .

In addition to the nearest neighbor random walk we study two other random walks for which the scaling limit of the exit distribution is also harmonic measure. One model is a nearest neighbor random walk that is not allowed to backtrack. In other words, at each step the walk picks with equal probability one of its nearest neighbors other than the site it just came from. The third model is the smart kinetic walk, also known as the infinitely growing self-avoiding walk [9, 6]. At each time step the walk is only allowed to jump to a nearest neighbor that has not been visited before and is not a trapping site. A site is a trapping site if there is no nearest neighbor path from the site to the exterior of the domain through unoccupied sites. See [5] and references therein for more details.

The convergence of the exit distribution of the ordinary random walk to harmonic measure is a well known result. An exposition may be found in [7]. One can obtain the random walk without backtracking from the ordinary random walk by erasing the backtracks. The resulting walk need not exit at the same point as the original random walk, so one must show that their exit points are close with high probability. A proof of the functional central limit theorem for this model on the square lattice may be found in [2]. The smart kinetic walk on the hexagonal lattice is equivalent to the percolation explorer, and for this lattice it has been proved that the exit distribution converges to harmonic measure [1, 3, 8, 10]. For other lattices this is only a conjecture, but with good numerical support [5].

A priori we expect that there are two lattice effects in the first order correction. One is that the lattice introduces a length scale (the lattice spacing). The other is that the lattice breaks rotation invariance. Given a domain  $D$  we can introduce the lattice with any orientation with respect to the domain, and the scaling limit will still be harmonic measure. However, we expect that the first order correction will depend on the orientation of the lattice with respect to the domain. We attempt to remove this dependence by averaging over rotations of the orientation of the lattice with respect to the domain. Thus the random walk model we study is in fact rotationally invariant, and we expect that the main effect of the lattice is the introduction of a length scale. There is no doubt that this averaging over the orientation of the lattice changes the first order correction in a significant way, and so we are not actually studying the first order correction for the model in which the lattice orientation is kept fixed. Nonetheless, we see the study of this rotationally averaged model as a first step in the study of the first order correction.

Given a domain  $D$  we fix some canonical orientation of the lattice and then rotate the lattice about the origin by an angle  $\alpha$  with respect to this canonical orientation. There is some ambiguity in how one defines the point where the random walk exits the domain. The most natural definition is to linearly interpolate between the steps of the walk so that it becomes a piece-wise linear curve in the plane, and we can then consider the first point where this curve intersects the boundary of the domain. We will refer to the distribution of this point as the discrete harmonic measure at 0 and denote it by  $\omega_{\delta,\alpha}^{M,L}(0, |dz|; D)$ .  $M$  indicates the model (usual random walk, random walk with no backtracking, or smart kinetic walk), and  $L$  indicates the lattice (square, hexagonal or triangular). This is a discrete measure on the finite set of sites where the lattice with orientation  $\alpha$  and spacing  $\delta$  intersects the boundary. Now we average over the orientation by defining

$$\omega_{\delta}^{M,L}(0, |dz|; D) = \frac{1}{2\pi} \int_0^{2\pi} \omega_{\delta,\alpha}^{M,L}(0, |dz|; D) d\alpha \quad (1)$$

Because of this averaging over the orientation of the lattice,  $\omega_{\delta}^{M,L}(0, |dz|; D)$  is a continuous measure on  $\partial D$ . We let  $\omega(0, |dz|; D)$  be harmonic measure for  $D$ . We are interested in the difference  $\omega_{\delta}^{M,L}(0, |dz|; D) - \omega(0, |dz|; D)$ . We expect it to be of order  $O(\delta)$ . So we would like to compute the limit of  $[\omega_{\delta}^{M,L}(0, |dz|; D) - \omega(0, |dz|; D)]/\delta$  as  $\delta \rightarrow 0$ .

For each of the three models we carry out simulations on three lattices - square, hexagonal and triangular. Much to our surprise we find that up to an overall constant, the first order correction is the same for all three models on all three lattices. The constant depends on the model and the lattice, but not on the domain. The precise conjecture is as follows.

**Conjecture 1.** *For each model  $M$  and each lattice  $L$  there is a constant  $c_{M,L}$ , and for each simply connected domain  $D$  with smooth boundary there is a function  $\rho_D(z)$  on the boundary such that*

$$\lim_{\delta \rightarrow 0} \frac{1}{\delta} [\omega_{\delta}^{M,L}(0, |dz|; D) - \omega(0, |dz|; D)] = c_{M,L} \rho_D(z) |dz| \quad (2)$$

Here  $|dz|$  is the measure on the boundary given by Lebesgue measure with respect to arc length. The first order difference is a signed measure, so the function  $\rho_D(z)$  can be both positive and negative.

The function  $\rho_D(z)$  is determined by the following equation. For smooth functions  $g(z)$  on the boundary,

$$\int_{\partial D} \rho_D(z) g(z) |dz| = \int_{\partial D} \frac{\partial f}{\partial n}(z) \omega(0, |dz|; D) \quad (3)$$

where  $f$  is the harmonic function in  $D$  with boundary values given by  $g$ , i.e., it is the solution of Laplace's equation with boundary data  $g$ . The derivative  $\frac{\partial f}{\partial n}$  is with respect to the inward normal to the domain.

Again, we should emphasize that the above conjecture is expected to be true only if we average over orientations of the lattice. If we do not average over the orientations, we expect that the first order correction depends on the orientation  $\alpha$ .

Another possible definition of where the random walk exits the domain is to take the first point on the discrete time random walk that is outside the domain and then orthogonally project this point onto the boundary, i.e., take the point on the boundary that is closest to the first step the walk takes outside the domain. With this definition the limiting measure will still be harmonic measure. However, it is quite possible that the first order correction will be different. Surprisingly our simulations indicate that it is in fact the same.

In the next section we give a heuristic derivation of the conjecture for the ordinary random walk. The following section discusses how we compute the function  $\rho_D(z)$ . Then we discuss the results of our simulations. Finally we end with some conclusions and open questions.

## 2 Heuristic derivation of the conjecture

In this section we give a non-rigorous derivation of the conjecture for the usual random walk. This derivation only works for the square and triangular lattices. For this derivation we use the second definition of the exit point. This definition takes the first lattice site the walk hits outside the boundary and projects it to the closest site on the boundary of the domain. Let  $g$  be a function on the boundary of the simply connected domain  $D$ . Let  $f$  be the solution of the continuum problem

$$\begin{aligned}\Delta f(z) &= 0, & z \in D, \\ f(z) &= g(z), & z \in \partial D\end{aligned}\tag{4}$$

We assume that  $g$  is sufficiently smooth that  $f$  has whatever smoothness is needed below. The conjecture says that

$$\lim_{\delta \rightarrow 0} \frac{1}{\delta} \left[ \int_{\partial D} g(z) \omega_\delta(0, |dz|; D) - \int_{\partial D} g(z) \omega(0, |dz|; D) \right] = c \int_{\partial D} \frac{\partial f}{\partial n}(z) H(0, z) |dz| \tag{5}$$

where  $\omega_\delta$  is the exit distribution for one of the random walk models and  $H(0, z)$  is the density of harmonic measure along the boundary with respect to arc length, i.e., the Poisson kernel (with respect to the origin).

Let  $B_\delta$  be the set of lattice sites outside of  $D$  that have a nearest neighbor inside of  $D$ . For  $x \in B_\delta$  define  $g_\delta(x)$  to be the value of  $g$  at the point on  $\partial D$  that is closest to  $x$ . (So the line from  $x$  to this point is perpendicular to the boundary.) Let  $f_\delta$  solve

$$\begin{aligned}\Delta_\delta f_\delta(z) &= 0, & z \in D_\delta, \\ f_\delta(z) &= g_\delta(z) & z \in B_\delta\end{aligned}\tag{6}$$

where  $\Delta_\delta$  is the discrete Laplacian on the lattice with spacing  $\delta$ , and  $D_\delta$  is the set of lattice sites in  $D$ . If we start a nearest neighbor random walk at 0 and run it until it exits  $D$ , then

the average of  $g_\delta$  with respect to the resulting measure on  $B_\delta$  is  $f_\delta(0)$ . And  $f(0)$  is the integral of  $g$  with respect to harmonic measure on the boundary. So (5) can be rewritten as

$$\lim_{\delta \rightarrow 0} \frac{1}{\delta} [f_\delta(0) - f(0)] = c \int_{\partial D} \frac{\partial f}{\partial n}(z) H(0, z) |dz| \quad (7)$$

We now define another solution to the discrete Laplace equation with different boundary data. We assume that the boundary of the domain is piecewise analytic. This insures that the harmonic function  $f$  can be extended to a harmonic function in a neighborhood of the boundary of  $D$ . So for sufficiently small  $\delta$ , this harmonic extension is defined at the sites in  $B_\delta$ . Let  $\hat{g}_\delta$  be the function on  $B_\delta$  obtained by restricting the harmonic extension of  $f$  to  $B_\delta$ . Let  $\hat{f}_\delta$  solve

$$\begin{aligned} \Delta_\delta \hat{f}_\delta(z) &= 0, \quad z \in D_\delta, \\ \hat{f}_\delta(z) &= \hat{g}_\delta(z) \quad z \in B_\delta \end{aligned} \quad (8)$$

Assuming  $f$  is sufficiently smooth, a simple Taylor series argument shows that  $\Delta_\delta f = O(\delta^2)$  if we are on the square or triangular lattices. (On the hexagonal lattice  $\Delta_\delta f = O(\delta)$ .) So  $f$  almost solves the discrete problem (8). Standard numerical PDE arguments show that  $f(0) - \hat{f}_\delta(0) = O(\delta^2)$ . So it suffices to study the difference  $f_\delta(0) - \hat{f}_\delta(0)$ . This difference solves the discrete Laplace equation with boundary data  $g_\delta - \hat{g}_\delta$ . For  $z \in B_\delta$ , let  $H_\delta(0, z)$  be the probability the random walk (started at 0) first hits  $B_\delta$  at  $z$ . Then

$$f_\delta(0) - \hat{f}_\delta(0) = \sum_{z \in B_\delta} H_\delta(0, z) [g_\delta(z) - \hat{g}_\delta(z)]$$

The boundary data above should satisfy

$$g_\delta(z) - \hat{g}_\delta(z) = \frac{\partial f}{\partial n}(z) \text{dist}(z, \partial D) + O(\text{dist}(z, \partial D)^2) \quad (9)$$

where the derivative is in the inward normal direction. Note that  $H_\delta(0, z)$  is not a smooth function. It can vary significantly even on the scale of the lattice spacing. We consider a segment  $S$  of the boundary which is long enough that it contains many sites in  $B_\delta$ , but short enough that  $\frac{\partial f}{\partial n}$  is essentially constant along it. Let  $\frac{\partial f}{\partial n}(S)$  denote its value on  $S$ . Then

$$\begin{aligned} \sum_{z \in S} H_\delta(0, z) [g_\delta(z) - \hat{g}_\delta(z)] &\approx \sum_{z \in S} H_\delta(0, z) \frac{\partial f}{\partial n}(z) \text{dist}(z, \partial D) \\ &\approx \frac{\partial f}{\partial n}(S) \sum_{z \in S} H_\delta(0, z) \text{dist}(z, \partial D) \end{aligned} \quad (10)$$

Define

$$\bar{\delta}(S) = \frac{\sum_{z \in S} H_\delta(0, z) \text{dist}(z, \partial D)}{\sum_{z \in S} H_\delta(0, z)} \quad (11)$$

Then (10) becomes

$$\bar{\delta}(S) \frac{\partial f}{\partial n}(S) \sum_{z \in S} H_\delta(0, z) \approx \bar{\delta}(S) \sum_{z \in S} H_\delta(0, z) \frac{\partial f}{\partial n}(z)$$

If the orientation of the lattice with respect to the domain is kept fixed, then  $\bar{\delta}(S)$  will depend on the angle of the tangent to the boundary at  $S$  with respect to the lattice. But with our averaging over the orientations of the lattice,  $\bar{\delta}(S)$  becomes independent of  $S$ , and we denote it by  $\bar{\delta}$ . We now have

$$f_\delta(0) - \hat{f}_\delta(0) \approx \bar{\delta} \sum_{z \in B_\delta} H_\delta(0, z) \frac{\partial f}{\partial n}(z) \approx \bar{\delta} \int_{\partial D} H(0, z) \frac{\partial f}{\partial n}(z) |dz| \quad (12)$$

which is our conjecture.

We end this section with a probabilistic interpretation of our conjecture for the first order correction. Up to an overall constant, it is given by

$$\delta \int_{\partial D} H(0, z) \frac{\partial f}{\partial n}(z) |dz| \quad (13)$$

Recall that the normal derivative is with respect to the inward normal. It is approximately  $(f(z + \delta n) - g(z))/\delta$ . Let  $\gamma$  be the curve that is a distance  $\delta$  inside  $D$  from the boundary. In other words,  $\gamma$  is the curve traced by  $z + \delta n$  as  $z$  runs over the boundary. Let  $\gamma_0$  be the part of  $\gamma$  where  $g = 0$ , and  $\gamma_1$  the part where  $g = 1$ . Then the above is approximately

$$\int_{\gamma_0} H(0, z) f(z) |dz| + \int_{\gamma_1} H(0, z) [f(z) - 1] |dz| \quad (14)$$

Note that  $f(z)$  is the probability that if we start a BM at  $z$ , then it exits through the arc with value 1. We denote this by  $P(z \rightarrow \text{arc})$ . And  $1 - f(z)$  is  $P(z \rightarrow \text{arc}^c)$ . So the above is

$$\int_{\gamma_0} H(0, z) P(z \rightarrow \text{arc}) |dz| - \int_{\gamma_1} H(0, z) P(z \rightarrow \text{arc}^c) |dz| \quad (15)$$

The first term is the probability that the Brownian motion gets within  $\delta$  of the complement of the arc but then eventually exits through the arc. The second term is the probability that the Brownian motion gets within  $\delta$  of the arc but then eventually exits through the complement of the arc.

### 3 Computing the conjectured difference

In [4] we proved that for a simply connected domain  $D$  with sufficiently smooth boundary there is a continuous function  $\rho_D(z)$  on the boundary such that for sufficiently smooth  $g$ ,

$$\int_{\partial D} \frac{\partial f}{\partial n}(z) H(0, z) |dz| = \int_{\partial D} g(z) \rho_D(z) |dz| \quad (16)$$

where  $f$  is the solution of Laplace's equation with boundary data  $g$ . In this section we provide some details on how to explicitly compute the function  $\rho_D(z)$  so that we can compare it with the results of our simulations.

In our simulations we always compute the cumulative distribution function (CDF) of the exit distribution rather than its density. So what we need to compute from our conjecture is the integral of  $\rho_D(z)$  over a subarc of the boundary. The five domains that we use in our simulations have the property that a ray from the origin intersects the boundary in only one point. So we can use the polar angle  $\theta$  of a point on the boundary to parametrize the boundary. The following derivation works for any domain with smooth boundary; one just has to take  $\theta$  to be some parameterization of the boundary. Let  $g_\theta(z)$  be the boundary data that is 1 on the arc corresponding to parameter values in  $[0, \theta]$  and is 0 on the rest of the boundary. Let  $f_\theta(z)$  be the solution of Laplace's equation with this boundary data. We want to compute

$$F_D(\theta) = \int_{\partial D} H(0, z) \frac{\partial f_\theta}{\partial n}(z) |dz| \quad (17)$$

Let  $h(z)$  be the map from  $D$  to the unit disc which takes the origin to the origin and takes the point on the boundary of  $D$  with polar angle 0 to the point 1 on the boundary of the unit disc. We use  $h$  to change the above integral into an integral over the unit circle. Letting  $\phi$  be the angle variable for the unit circle,  $H(0, z)|dz|$  becomes  $d\phi/(2\pi)$  and  $\frac{\partial f_\theta}{\partial n}(z)$  becomes  $\frac{\partial f_\theta^\mathbb{D}}{\partial n}(e^{i\phi})|h'(h^{-1}(e^{i\phi}))|$ . Here  $f_\theta^\mathbb{D}$  is the harmonic function in the disc with the following boundary data. Let  $z(\theta)$  be the point in  $\partial D$  with parameter  $\theta$ , and let  $\phi(\theta)$  be the polar angle of  $h(z(\theta))$ . The boundary data for  $f_\theta^\mathbb{D}(e^{i\phi})$  is 1 for  $\phi = 0$  to  $\phi = \phi(\theta)$ , and 0 elsewhere. We now have

$$F_D(\theta) = \frac{1}{2\pi} \int_0^{2\pi} \frac{\partial f_\theta^\mathbb{D}}{\partial n}(e^{i\phi}) |h'(h^{-1}(e^{i\phi}))| d\phi \quad (18)$$

A straightforward computation using the Poisson kernel for the disc gives

$$\frac{\partial f_\theta^\mathbb{D}}{\partial n}(e^{i\phi}) = \frac{\sin(\phi(\theta)/2)}{2\pi \sin(\phi/2) \sin((\phi - \phi(\theta))/2)} \quad (19)$$

Thus

$$F_D(\theta) = \frac{1}{(2\pi)^2} \int_0^{2\pi} \frac{\sin(\phi(\theta)/2)}{\sin(\phi/2) \sin((\phi - \phi(\theta))/2)} |h'(h^{-1}(e^{i\phi}))| d\phi \quad (20)$$

We must evaluate this integral numerically. Note that it is only conditionally convergent because of the singularities at  $\phi = 0$  and  $\phi = \phi(\theta)$ .

## 4 Simulations

We have performed Monte Carlo simulations to compute the exit distribution for the three different walks (the usual random walk, the random walk with no backtracking and the smart

kinetic walk) on three different lattices (square, hexagonal and triangular) in five simply connected domains. In all cases the origin is contained in the domain. The domains are shown in figure 1 and defined as follows.

$$\begin{aligned}
D_1 &= \{(x, y) : \|(x, y) - (1, 0)\| < 2\}, \\
D_2 &= \{(x, y) : -1 < y < 2\}, \\
D_3 &= T, \\
D_4 &= \{(x, y) : \|(x, y) - (-3/4, -1)\| < 5/2, \quad y > -1\}, \\
D_5 &= \{(x, y) : (x, y) - (1/2, -1/4) \in T'\}
\end{aligned}$$

where  $T$  is the equilateral triangle with vertices  $(2, 0)$ ,  $(-1, \sqrt{3})$  and  $(-1, -\sqrt{3})$ , and  $T'$  is the equilateral triangle with vertices  $(3, 0)$ ,  $(-3/2, 3\sqrt{3}/2)$  and  $(-3/2, -3\sqrt{3}/2)$ . We always start the walk at the origin. For all three domains the domain has been scaled so that the distance from the origin to the boundary is 1.

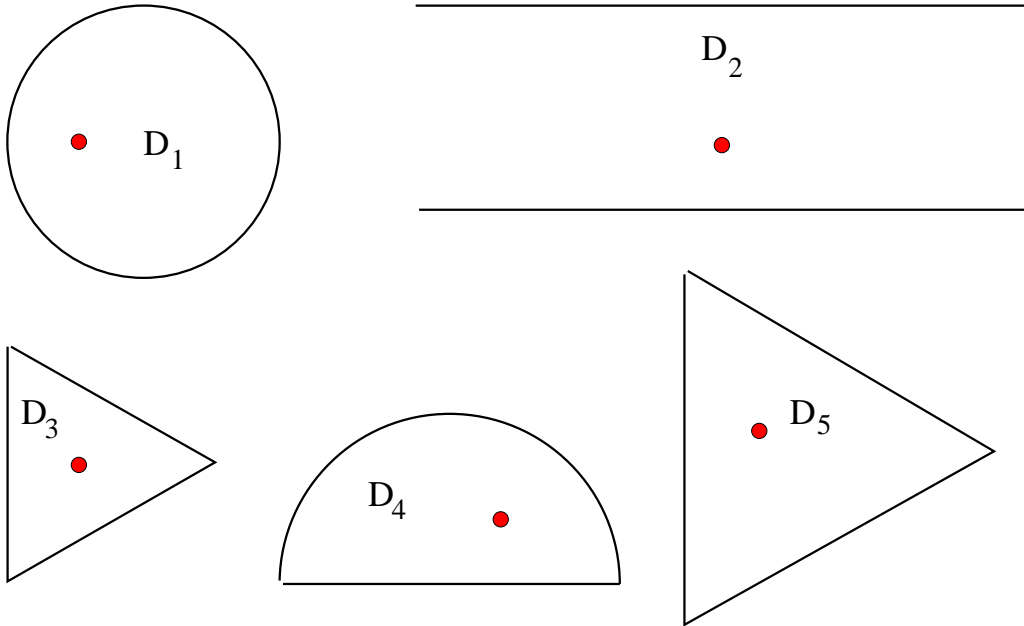


Figure 1: The five domains. The dot is the origin.

We have done simulations with lattice spacings of  $\delta = 0.04, 0.02$  and  $0.01$  for the three types of walks and the three different lattices in the five domains. For each case we generated one billion samples. The average over the orientation  $\alpha$  of the lattice is carried out as part of the Monte Carlo simulation. To generate each sample we first pick an orientation  $\alpha$  uniformly from  $[0, 2\pi]$ . Then we run the random walk model on a lattice at that orientation until it exits the domain.

In our simulations we display the results using the cumulative distribution function (CDF) rather than the density. (Computing the density from a simulation requires taking a numerical



derivative and so adds further uncertainty.) The differences that we plot are the difference of the CDF for the random walk model and the CDF for harmonic measure. We plot this difference as a function of the polar angle of the boundary point with respect to the origin. We will always refer to this function as the difference function or simply the difference. Our conjecture for this function is  $\delta c_{M,L} F_D(\theta)$  where  $F_D(\theta)$  is from the previous section. In the plots we normalize the polar angle  $\theta$  by dividing it by  $2\pi$ . For all the simulations described here we define the exit point of the random walk by linearly interpolating it between lattice sites and looking for the first time this linear interpolation crosses the boundary.

We first study how the overall magnitude of the difference depends on the lattice spacing  $\delta$ . Our conjecture says it should be proportional to  $\delta$ . In figure 2 we plot the  $L^1$  norm of the difference vs. the lattice spacing for all three models on the square and triangular lattices for domain  $D_1$ . The lines shown are fits using linear regression. The figure supports our conjecture that the magnitude is proportional to  $\delta$ . The analogous plots for the hexagonal lattice and the other domains are similar. In the plot RW stands for the ordinary random walk, RWNB stands for the random walk without backtracking, and SKW stands for the smart kinetic walk.

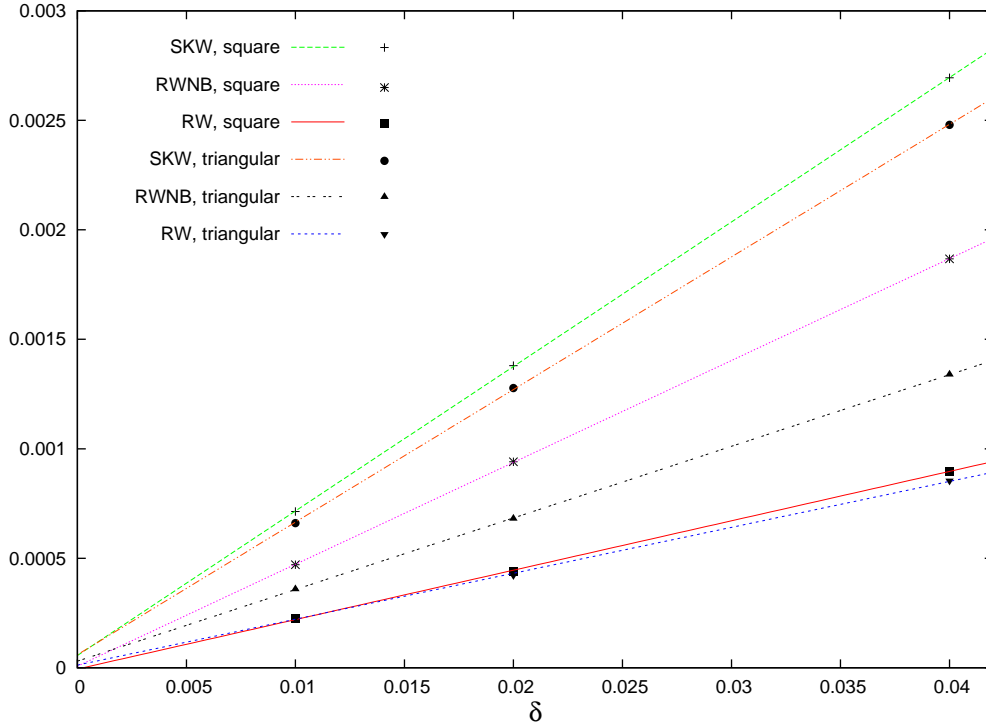


Figure 2: The  $L^1$  norm of the difference function from simulations as a function of the lattice spacing  $\delta$ . The domain is  $D_1$ .

Next we test the part of the conjecture that asserts the constant  $c_{M,L}$  only depends on the model and the lattice, not on the domain. To test this we compute the ratio of the  $L^1$  norm

	$D_1$	$D_2$	$D_3$	$D_4$	$D_5$
RW hex	2.0053	2.0181	1.9583	1.9827	1.9143
RW sq	0.3611	0.3650	0.3704	0.3655	0.3429
RW tri	0.3668	0.3551	0.3626	0.3656	0.3539
RWNB hex	1.2108	1.1954	1.1841	1.2051	1.1458
RWNB sq	0.7625	0.7825	0.7670	0.7616	0.7376
RWNB tri	0.5794	0.5745	0.5651	0.5699	0.5500
SKW hex	1.1966	1.1710	1.1684	1.1981	1.1400
SKW sq	1.1632	1.1614	1.0951	1.1316	1.0803
SKW tri	1.0713	1.0709	1.0150	1.0431	1.0171

Table 1: Each value in the table is the ratio of the  $L^1$  norm of the simulation difference function to the  $L^1$  norm of  $\delta\rho_D(z)$ . The row labels indicate the model and the lattice, and the column labels indicate the domain.

of the simulation difference function to the  $L^1$  norm of  $\delta\rho_D(z)$ . The conjecture says that this ratio should be independent of the domain. Table 1 shows this ratio for all three models on all three lattices for all five domains. If the conjecture is true, then the values in the table should be the same in each row. Of course, they are not exactly the same since  $\delta$  is not quite zero and there are statistical errors from the simulations. The difference between the smallest and largest value in a given row ranges from less than 4% to a little more than 7%.

Finally we compare the polar angle dependence of the difference functions from our simulations with the function predicted by our conjecture. To do this we rescale all the difference functions by dividing them by  $\delta c_{M,L}$ . The conjecture says that for a given domain  $D$ , all nine of these rescaled difference functions should be equal to the function  $F_D(\theta)$ . For the values of  $c_{M,L}$  we use the average of the values in the table over the five domains. We only consider the simulations with the smallest lattice spacing ( $\delta = 0.01$ ) for this comparison. Since there are three models being simulated on three lattices, for each domain we have nine difference functions in addition to the function from the conjecture. Rather than attempt to show all ten of these functions in a single plot, we plot the three difference functions for a single model on all three lattices in a single plot. For reasons of space we only show the results for the three domains  $D_2, D_4$  and  $D_5$ . The agreement between the simulations and the conjecture for the other two domains is at least as good as the agreement for these three. The resulting nine figures are figures 3 to 11. Each figure contains four curves, but it can be difficult to distinguish them since they are so close together.

We have not shown any error bars in figures 3 to 11 to keep these figures simple. In figure 12 we show a few error bars for the simulations of the three models on the square lattice for domain  $D_2$ . The curve shown is the conjectured difference function. The error bars for the other lattices and domains are similar in size. In this figure the error bars have been rescaled by dividing them by  $\delta c_{M,L}$  just as in the previous figures. Because of this rescaling the error bars

for the smart kinetic walk appear smaller than those of the random walk with no backtracking, which in turn appear smaller than those of the ordinary random walk. Before the rescaling the error bars are comparable in size. These error bars only represent the error from the Monte Carlo simulation, i.e., from the fact we can only generate a finite number of samples. There are also errors from the fact that the lattice spacing is nonzero. They are not included in the error bars in the figure.

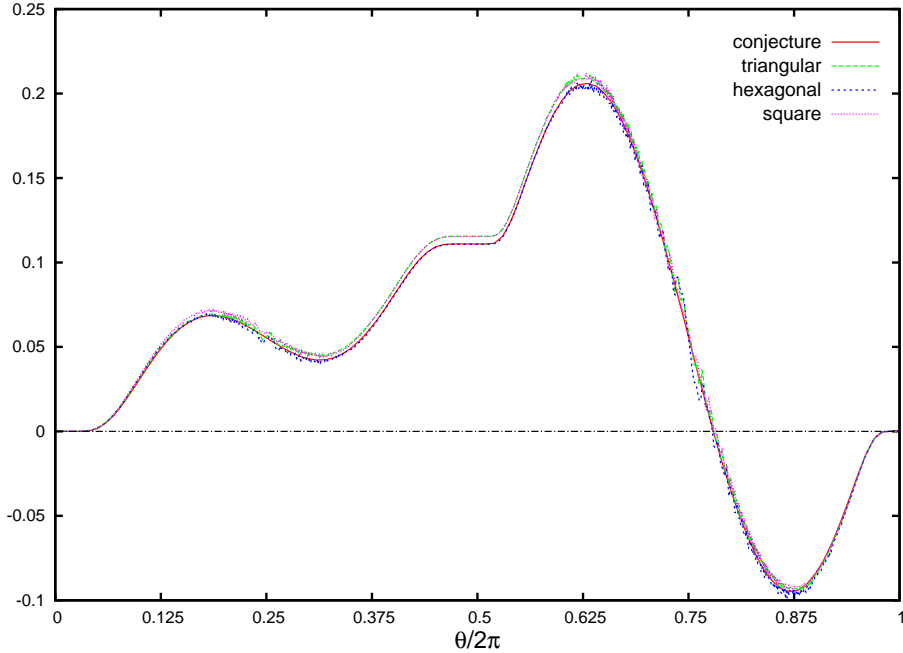


Figure 3: Rescaled difference for the smart kinetic walk for domain  $D_2$ .

## 5 Conclusions

We have studied numerically the exit distribution of the usual nearest neighbor random walk, the nearest neighbor random walk with no backtracking and the smart kinetic walk. We modify the usual definition of these models by also averaging over the orientation of the lattice with respect to the domain. For all three models the limiting distribution as the lattice spacing goes to zero is harmonic measure. Our simulations support the conjecture that for all three models on the three lattices studied, the difference between the random walk exit distribution and harmonic measure is, to first order in the lattice spacing  $\delta$ , given by  $\delta c_{M,L} \rho_D(z) |dz|$  where the constant  $c_{M,L}$  depends only on the lattice and the model, and the density function  $\rho_D(z)$  depends only on the domain  $D$ . Thus there is a sort of universality for this first order correction.

The most obvious open problem is to prove this conjecture; the random walk model is the natural model to consider first. In [4] the authors considered a random walk which takes place

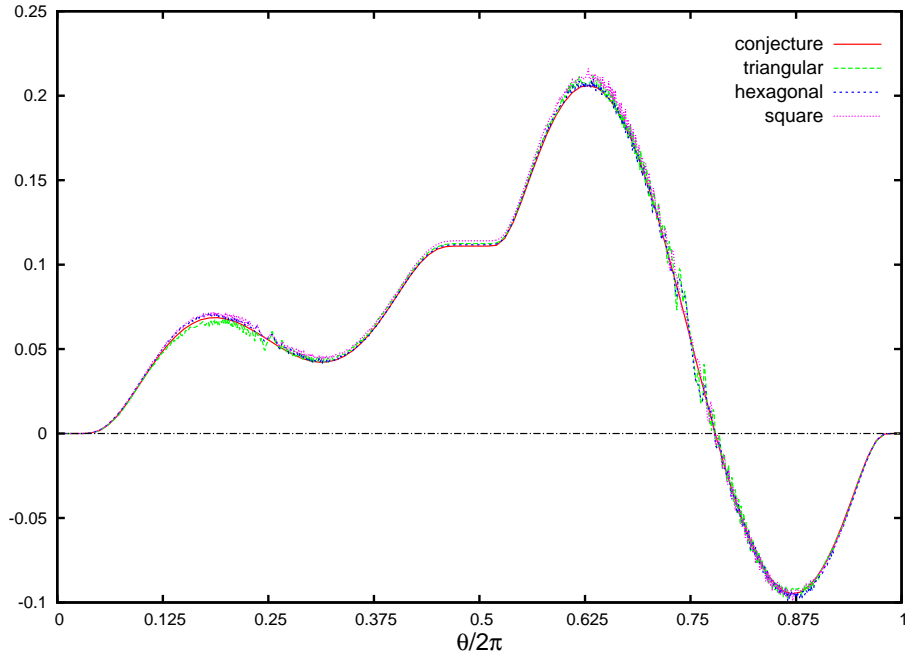


Figure 4: Rescaled difference for the random walk with no backtracking for domain  $D_2$ .

in the continuum rather than on a lattice. The steps of the walk are i.i.d. random variables which are uniformly distributed over a disc of radius  $\delta$ . Note that this model is rotationally invariant. It was proved that the conjecture holds for this model and an explicit expression for the constant which is the analog of  $c_{M,L}$  was given. This proof depended heavily on detailed estimates of the Green's function for the model near the boundary of the domain. For the usual random walk the needed estimates on the Green's function appear to be much harder.

Our non-rigorous derivation of the conjecture for the ordinary random walk was based on the generator of this walk being the lattice Laplacian. The random walk with no backtracking is also Markovian if we enlarge the state space to include the direction the walk just came from. This suggests that it may be possible to give a non-rigorous derivation of the conjecture for this model using the generator. By contrast the smart kinetic walk is far from being Markovian, so a non-rigorous derivation for the conjecture for this model will require a new approach.

In principle the non-rigorous derivation of the conjecture for the ordinary random walk gives a way to compute the constant, eq. (11). It should be possible to compute this expression by Monte Carlo simulation and compare the result with the corresponding values in the table.

Perhaps the most important question for future research is to determine the first order correction when we do not average over the orientation of the lattice. If one fixes the orientation of the lattice, then the exit distribution is a discrete distribution, and this discreteness complicates the Monte Carlo computation of the first order correction in the convergence to harmonic measure. To avoid this one can average the orientation of the lattice only over a subinterval of  $[0, 2\pi]$ . Preliminary simulations show that the difference function when we average over a

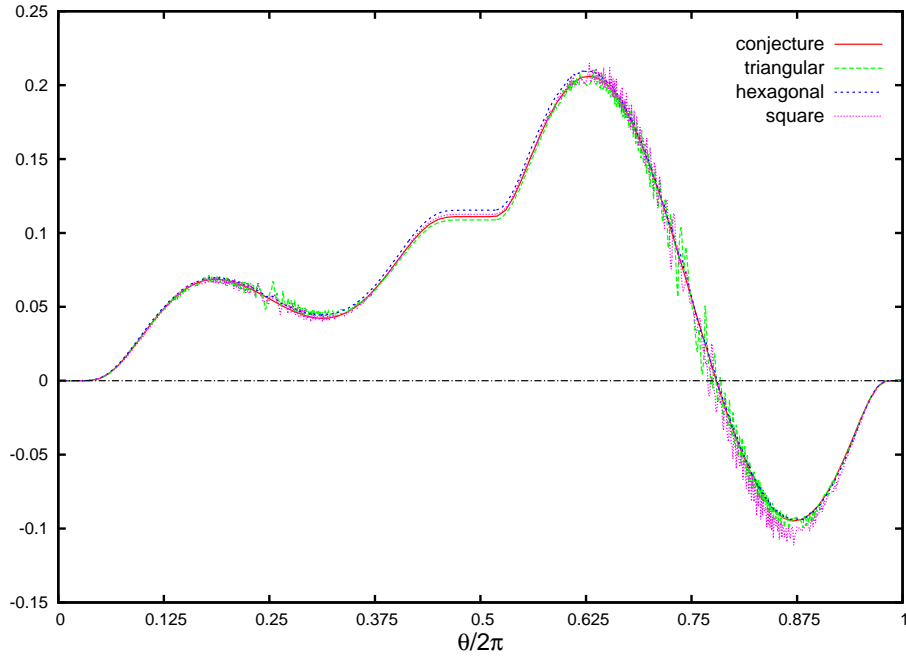


Figure 5: Rescaled difference for the ordinary random walk for domain  $D_2$ .

subinterval is significantly different from the difference function when we average over the full interval. We would like to generalize our conjecture to this case of averaging over a subinterval. In particular, it would be very interesting to determine if the first order correction still has a universal shape in the sense that the density function is the same for all three models on all three lattices except for an overall constant of proportionality.

*Acknowledgments:* This research was partially supported by NSF grant DMS-1500850. An allocation of computer time from the UA Research Computing High Performance Computing (HPC) and High Throughput Computing (HTC) at the University of Arizona is gratefully acknowledged. The author thanks Jianping Jiang for many stimulating conversations about this research.

## References

- [1] F. Camia, C. M. Newman, Critical percolation exploration path and  $\text{SLE}_6$  : a proof of convergence. *Probab. Theory Related Fields* **139**,473–519 (2007). Archived as arXiv:math/0605035 [math.PR].
- [2] R. Fitzner, R. van der Hofstad, Non-backtracking random walk, *J. Stat. Phys.* **150**, 264-284 (2013). Archived as arXiv:1212.6390 [math.PR].

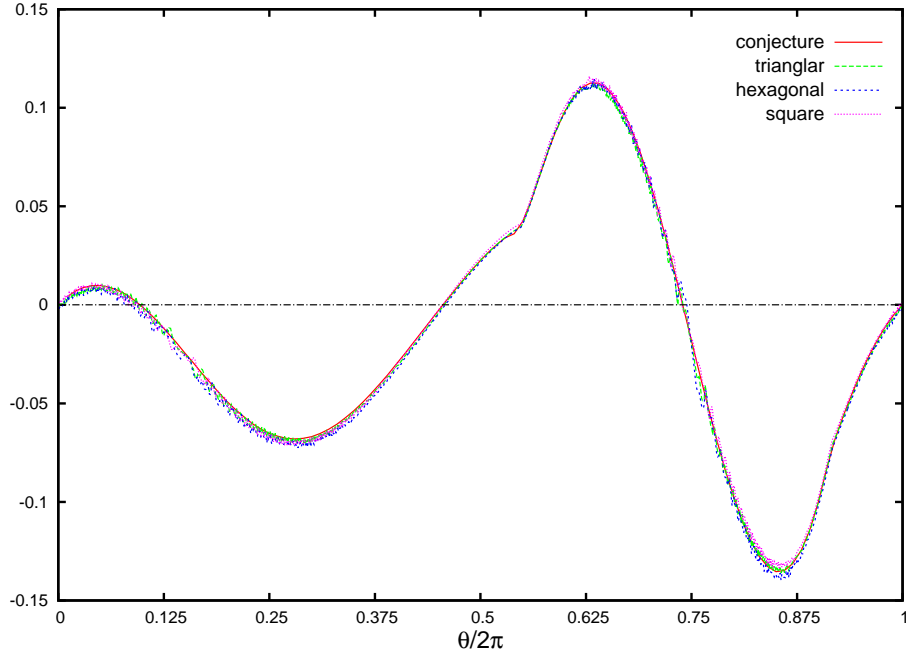


Figure 6: Rescaled difference for the smart kinetic walk for domain  $D_4$ .

- [3] J. Jiang, Exploration processes and  $\text{SLE}_6$ . Preprint (2014). Archived as arXiv:1409.6834 [math.PR].
- [4] J. Jiang, T. Kennedy, The difference between a discrete and continuous harmonic measure, Preprint 2015. Archived as arXiv:1506.04313 [math.PR].
- [5] T. Kennedy, The Smart Kinetic Self-Avoiding Walk and Schramm-Loewner Evolution, J. Stat. Phys. **160**, 302-320 (2015). Archived as arXiv:1408.6714 [math.PR].
- [6] K. Kremer, J. W. Lyklema, Indefinitely growing self-avoiding walk. Phys. Rev. Lett. **54**, 267 (1985).
- [7] G. F. Lawler, V. Limic, *Random Walk: A Modern Introduction*. Cambridge University Press (2010).
- [8] S. Smirnov, Critical percolation in the plane: Conformal invariance, Cardy's formula, scaling limits. C. R. Math. Acad. Sci. Paris **333**, 239–244 (2001). Archived as arXiv:0909.4499 [math.PR].
- [9] A. Weinrib, S. A. Trugman, A new kinetic walk and percolation perimeters. Phys. Rev. B **31**, 2993 (1985).

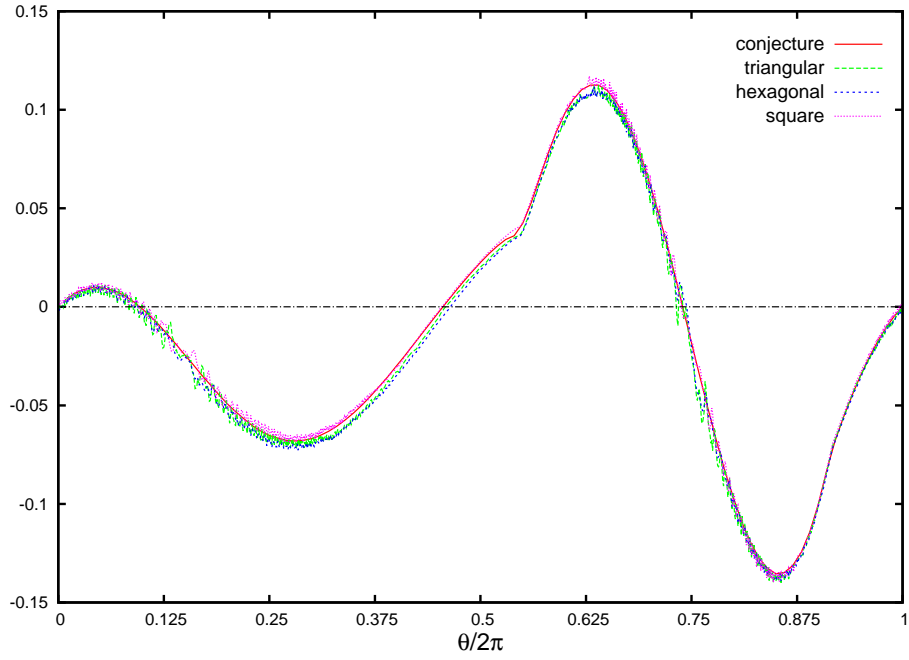


Figure 7: Rescaled difference for the random walk with no backtracking for domain  $D_4$ .

- [10] W. Werner, Lectures on two-dimensional critical percolation, *Statistical Mechanics (IAS/Park City mathematics series v. 16)*, S. Sheffield, T. Spencer (eds.) (2007). Archived as arXiv:0710.0856 [math.PR]

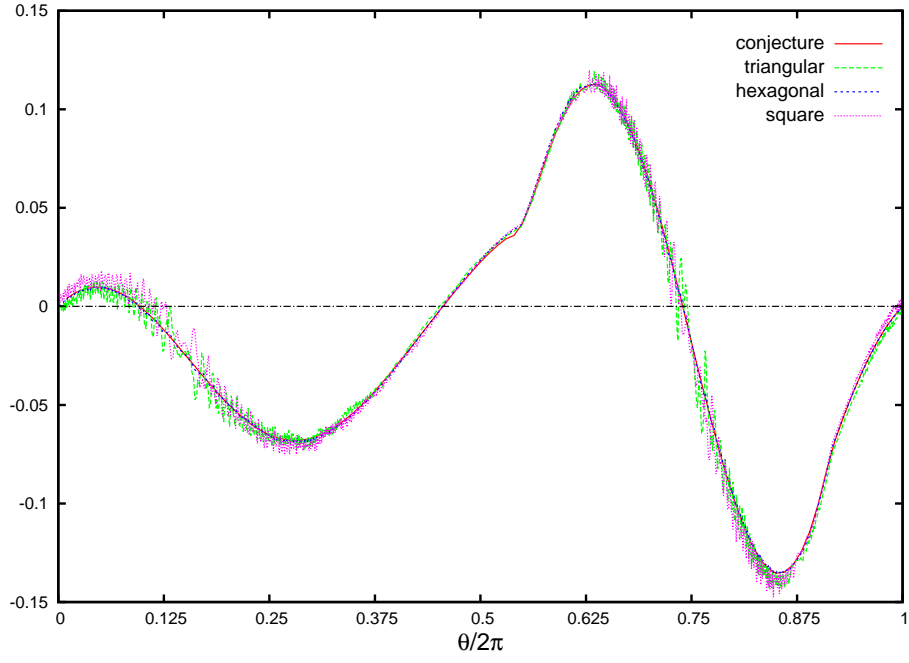


Figure 8: Rescaled difference for the ordinary random walk for domain  $D_4$ .

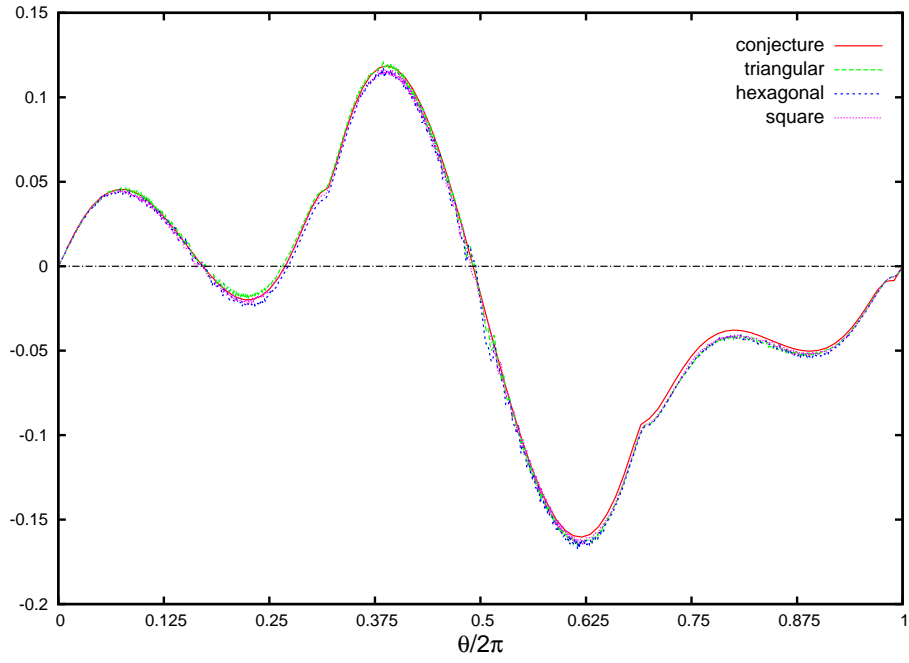


Figure 9: Rescaled difference for the smart kinetic walk for domain  $D_5$ .



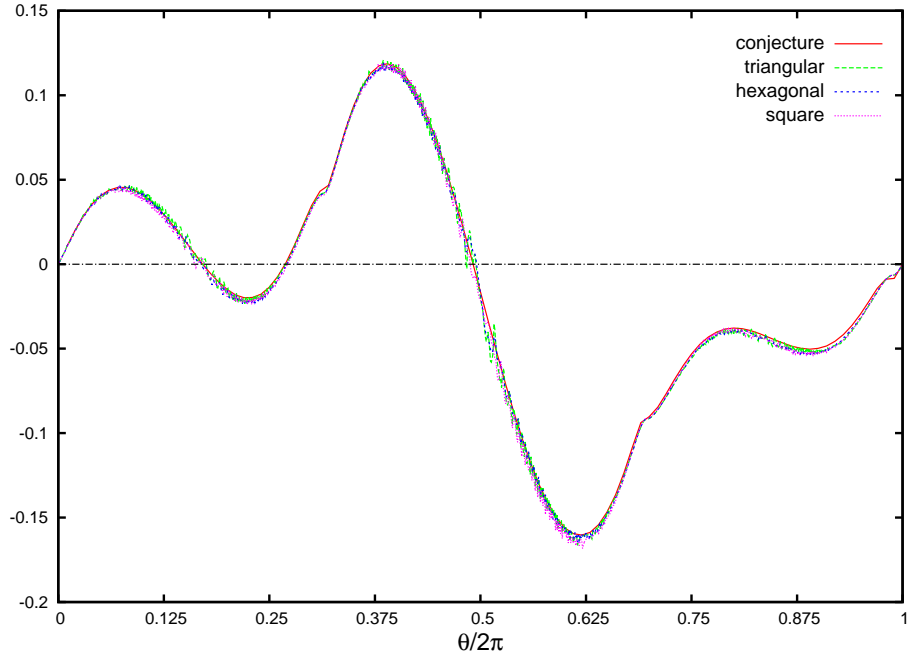


Figure 10: Rescaled difference for the random walk with no backtracking for domain  $D_5$ .

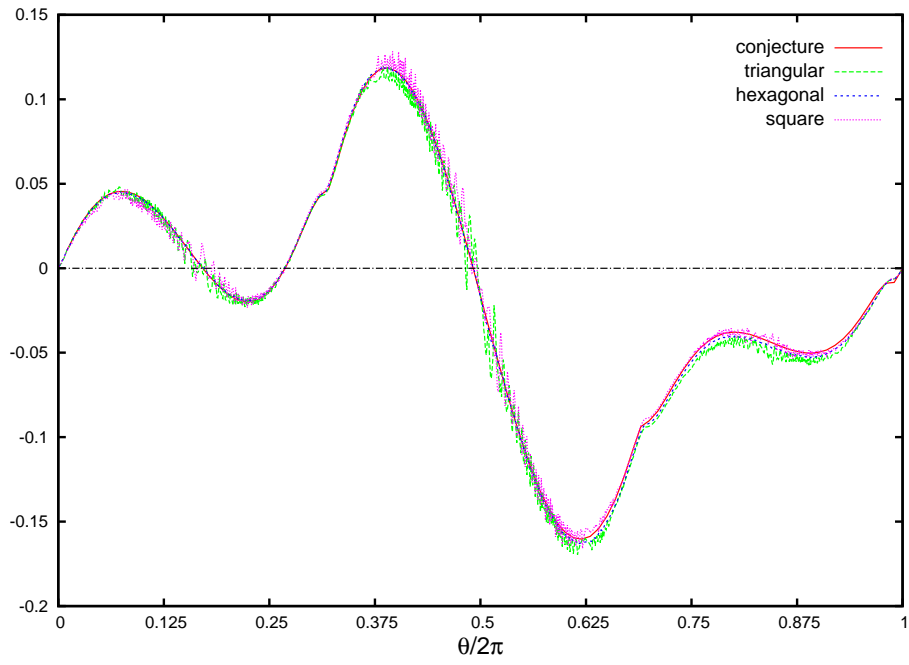


Figure 11: Rescaled difference for the ordinary random walk for domain  $D_5$ .

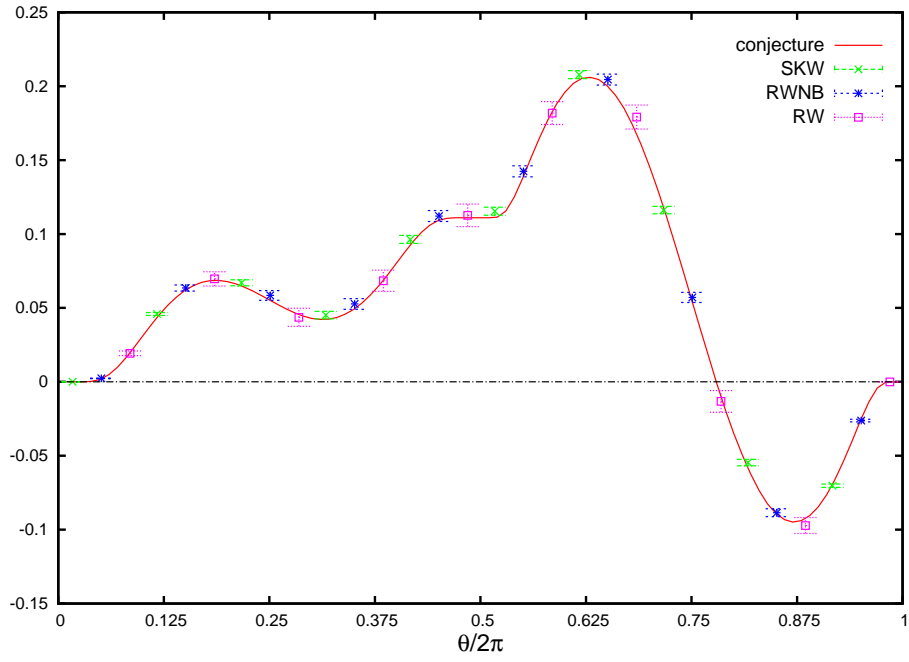


Figure 12: Error bars for the three models on the square lattice. The domain is  $D_2$ .