

Direct and Indirect Searches for Top-Higgs FCNC Couplings

Hoda Hesari^a, Hamzeh Khanpour^{b,a} and Mojtaba Mohammadi Najafabadi^a

^a *School of Particles and Accelerators, Institute for Research in Fundamental Sciences (IPM) P.O. Box 19395-5531, Tehran, Iran*

^b *Department of Physics, University of Science and Technology of Mazandaran, P.O. Box 48518-78195, Behshahr, Iran*

Abstract

Large top quark flavor changing through neutral currents is expected by many extensions of the standard model. Direct and indirect searches for flavor changing neutral currents (FCNC) in the top quark decays to an up type quark (up, charm) and a Higgs boson are presented. We probe the observability of the top-Higgs FCNC couplings through the process $e^-e^+ \rightarrow t(\rightarrow \ell\nu_\ell b) \bar{t}(\rightarrow qH)$, where $\ell = e, \mu$ and q reflects up and charm quarks. It is shown that the branching ratio $Br(t \rightarrow qH)$ can be probed down to 1.12×10^{-3} at 95% C.L. at the center-of-mass energy of 500 GeV with the integrated luminosity of 3000 fb^{-1} . We also update the constraint on the top-Higgs FCNC coupling using the electroweak precision observables related to $Z \rightarrow c\bar{c}$ decay.

PACS Numbers: 13.66.-a, 14.65.Ha

Keywords: Top quark, Higgs boson, Flavor changing neutral current.

1 Introduction

The discovery of Higgs boson with a mass of about 125 GeV by the ATLAS and CMS experiments at the CERN-LHC [1, 2], has opened a window to search for new physics through precise measurements of the processes involving this particle. In particular, precise measurements of Higgs boson couplings to the Standard Model (SM) particles and its mass provide excellent opportunities for searches for the SM extensions. The Higgs boson mass and couplings to fermions and gauge bosons have been measured in various decay modes, and they are found to be in agreement with the predictions of the SM within uncertainties [3–7].

Top quark, the heaviest element of the SM, has the largest Yukawa coupling to the Higgs boson. With a mass of around 173.5 GeV, comparable to the electroweak symmetry breaking scale, measurement of the top quark properties would provide an appropriate probe for electroweak symmetry breaking mechanism. Within the SM, Higgs boson couples to fermions via Yukawa interactions and thereby producing the mass terms. There are no Flavor Changing Neutral Current (FCNC) transitions mediated by the Higgs boson or by the Z , γ , g gauge bosons at tree level. In other words, no leading order transitions of $t \rightarrow qH$ or $t \rightarrow qV$, where q reflects up or charm quarks and $V = \gamma, Z, g$, exists in the SM framework. The SM contributions to the top quark FCNC occur at loop level with the expected branching ratios around 10^{-15} - 10^{-13} [8]. Such FCNC transitions are highly suppressed due to the Glashow-Iliopoulos-Maiani (GIM) mechanism [9] and top quarks almost exclusively decay to a bottom quark and a W boson [10–12].

However, in some SM extensions, suppression due to the GIM mechanism can be relaxed because of the additional contributions of new particles in the loop diagrams and consequently larger branching ratios of $t \rightarrow qH$ or $t \rightarrow qV$ are expected. Quark singlet model [13, 14], two Higgs doublet models [15–20], the minimal supersymmetric standard model (MSSM) [21–26], extra dimensions [27], and natural composite Higgs models [28, 29] are examples of the SM extensions in which significant enhancements of top quark FCNC appear. Even, in type III of two Higgs doublet model without flavor conservation, the $t \rightarrow qH$ transitions appear at tree level. These extensions of the SM can enhance the branching ratio of $t \rightarrow qH$ up to 10^{-5} . Consequently, measuring any excess in the branching ratios for top quark FCNC processes would be an indication to physics beyond the SM. There are already very many studies on the probe of the FCNC processes and anomalous couplings in the top quark sector in the literature [8, 30–54].

Searches for the existence of physics beyond the SM can be performed either at high energy colliders or using its indirect effects in higher order processes. In this paper, we perform direct and indirect probes for the top-Higgs FCNC couplings. We redo the calculations which have been performed in Ref. [37] on the effects of top-Higgs FCNC couplings in the electroweak precision observables of Z boson and update the upper limit on $Br(t \rightarrow cH)$ using the most recent measurements.

There are several proposals for a possible future e^-e^+ collider [55–61] which would provide precise measurements in particular in the top quark sector and Higgs boson properties. As a direct way to search for the top-Higgs FCNC interactions, we study the sensitivity of a future e^-e^+ collider via $t\bar{t}$ events at centre-of-mass energy of 500 GeV. We consider the case that one of the top quarks decays to a W boson and a bottom quark with leptonic decay of the W boson ($t \rightarrow \ell\nu b$) and the other top quark decays anomalously $t \rightarrow qH$ ($q = u$ and c). We consider $H \rightarrow b\bar{b}$ decay mode as the Higgs boson decay into $b\bar{b}$ pairs has maximum branching ratio [62] and high efficiency in tagging the jets originating from the hadronization of bottom quarks can be achieved [57, 63, 64]. We provide the 95% C.L. upper limit on the branching ratio of $t \rightarrow qH$ for various b -quark tagging efficiencies. There are several proposals for the center-of-mass energy and the integrated luminosity for a future electron-positron collider in the literature [65–68]. We

give the results for the integrated luminosities of 300 and 3000 fb⁻¹ of data and the center-of-mass energy of $\sqrt{s} = 500$ GeV.

This paper is organized as follows. In Section 2, we briefly describe the theoretical framework which we consider to study the top-Higgs FCNC interactions. In Section 3, we review the current best limits on top-Higgs FCNC processes from direct and indirect searches. The update of the upper limit on $Br(t \rightarrow cH)$ using electroweak precision observables of Z boson is also presented in Section 3. In Section 4, we describe the Monte Carlo event generation, detector simulation for top pair production in electron-positron collisions with FCNC decays of one of the top quarks ($t \rightarrow qH$). The 95% C.L. upper limits on the branching ratio of $t \rightarrow qH$ at different integrated luminosities and various b-tagging efficiencies are also presented in this section. Finally, our summary and conclusion are given in Section 5.

2 Theoretical framework

The general effective Lagrangian describing the interaction of a light up type quark ($q = u, c$) with the top quark and a Higgs boson can be written as [69]:

$$\mathcal{L} = -\frac{g}{2\sqrt{2}} \sum_{q=u,c} g_{tqH} \bar{q} (g_{tqH}^v + g_{tqH}^a \gamma_5) t H + h.c., \quad (1)$$

where the dimensionless real coefficient g_{tqH} (with $q = u$ and c) denotes the strength of the top-Higgs FCNC coupling, and g is the weak coupling constant. The coefficients g_{tqH}^v and g_{tqH}^a are general complex numbers with the normalization $|g_{tqH}^v|^2 + |g_{tqH}^a|^2 = 1$. Strong cancellations arising from the GIM mechanism cause a tiny value for g_{tqH} in the SM. In the SM framework, g_{tqH} amounts to 10^{-6} while in a big range of MSSM parameters space, a sizeable value at the order of 10^{-2} is expected [24, 30].

After neglecting the up and charm quark masses, the $t \rightarrow qH$ and $t \rightarrow bW$ widths at leading order can be written as:

$$\Gamma(t \rightarrow qH) = \frac{\alpha}{32 s_W^2} |g_{tqH}|^2 m_t \left[1 - \frac{M_H^2}{m_t^2} \right]^2, \quad \Gamma(t \rightarrow bW) = \frac{\alpha |V_{tb}|^2 m_t^3}{16 s_W^2 m_H^2} \left(1 - \frac{3m_W^4}{m_t^4} + \frac{2m_W^6}{m_t^6} \right),$$

where α is the fine structure constant, V_{tb} is the CKM matrix element, s_W is the sine of the Weinberg angle, m_t, m_W and m_H are the top quark, W boson, and Higgs boson masses, respectively. We estimate the branching ratio of $t \rightarrow qH$ as the ratio of $\Gamma(t \rightarrow qH)$ to the width of $t \rightarrow Wb$. It has the following form:

$$Br(t \rightarrow qH) = \frac{g_{tqH}^2}{2} \times \frac{x^2}{1 - 3x^4 + 2x^6} (1 - y^2)^2 = 0.0274 \times g_{tqH}^2, \quad (2)$$

where $x = m_W/m_t$ and $y = m_H/m_t$. For the calculations, we use $m_H=125.7$ GeV, $m_t=173.21$ GeV, $\alpha = 1/128$, and $m_W= 80.38$ GeV [70].

3 Current constraints on $Br(t \rightarrow qH)$

In this section, we review the currently available limits on the branching ratio of $t \rightarrow qH$ from the collider experiments as well as the indirect limits. We also update the limits from observables related to $Z \rightarrow c\bar{c}$ decay.

Process	Br Limit	Search	Data set	Reference
$t \rightarrow qH$	7.9×10^{-3}	ATLAS $t \rightarrow t \rightarrow Wb + qH \rightarrow \ell\nu b + \gamma\gamma q$	4.7,20 fb $^{-1}$ @ 7,8 TeV	[71]
$t \rightarrow cH$	5.1×10^{-3}	ATLAS $t \rightarrow t \rightarrow Wb + qH \rightarrow \ell\nu b + \gamma\gamma q$	4.7,20 fb $^{-1}$ @ 7,8 TeV	[71]
$t \rightarrow cH$	5.6×10^{-3}	CMS $t\bar{t} \rightarrow Wb + qH \rightarrow \ell\nu b + \ell\ell qX$	19.5 fb $^{-1}$ @ 8 TeV	[72]
$t \rightarrow qH$	5×10^{-4}	LHC $t\bar{t} \rightarrow Wb + qH \rightarrow \ell\nu b + \gamma\gamma q$	300 fb $^{-1}$ @ 14 TeV	[73]
$t \rightarrow qH$	2×10^{-4}	LHC $t\bar{t} \rightarrow Wb + qH \rightarrow \ell\nu b + \gamma\gamma q$	3000 fb $^{-1}$ @ 14 TeV	[73]
$t \rightarrow qH$	2×10^{-3}	LHC $t\bar{t} \rightarrow Wb + qH \rightarrow \ell\nu b + \ell\ell qX$	300 fb $^{-1}$ @ 14 TeV	[73]
$t \rightarrow qH$	5×10^{-4}	LHC $t\bar{t} \rightarrow Wb + qH \rightarrow \ell\nu b + \ell\ell qX$	3000 fb $^{-1}$ @ 14 TeV	[73]

Table 1: Current direct limits as well as the projected ones on the $Br(t \rightarrow qH)$ at the LHC and future HL-LHC.

Direct limits: The ATLAS search for the tqH FCNC is based on the top quark pair events with one top quark decays of $t \rightarrow qH$ ($H \rightarrow \gamma\gamma$) and the standard decays of the other top quark. The analysis uses 4.7 fb $^{-1}$ and 20.3 fb $^{-1}$ integrated luminosity of data collected at $\sqrt{s} = 7$ and 8 TeV, respectively. Assuming $m_H = 125.5$ GeV, the observed limit on the branching ratio of $t \rightarrow qH$ at 95% C.L. is 7.9×10^{-3} [71]. This analysis has set an upper limit of 5.1×10^{-3} at 95% C.L. on $Br(t \rightarrow cH)$.

The limits from the CMS experiment is based on an inclusive search involving lepton and photon in the final state. The analysis uses $t\bar{t}$ events with one of the top quarks decaying to $c + H$ and standard model decays of the other top quark. The results are corresponding to 19.5 fb $^{-1}$ data at the center-of-mass energy of 8 TeV. The 95% C.L. upper limit on $Br(t \rightarrow cH)$ has found to be 5.6×10^{-3} for a Higgs boson mass of 126 GeV [72]. Table 1 summarizes the current direct limits as well as the projected ones on the top-Higgs FCNC branching ratios at the LHC and the High Luminosity LHC with the center-of-mass energy of 14 TeV and with the integrated luminosities of 300 and 3000 fb $^{-1}$. The LHC projections are taken from Ref. [73]. As it can be seen from Table 1, the best possible limit on $Br(t \rightarrow qH)$ from the LHC would be at the order of 10^{-4} at high luminosity regime.

Indirect limits: Low energy measurements in flavor mixing processes can be used to constrain the top quark flavor violation in the tqH vertex. At loop level, $D^0 - \bar{D}^0$ mixing observable, the mass difference ΔM , receives sizeable contributions from both tuH and tcH couplings at the same time. Using the measured value of ΔM , one can obtain a limit on the product of two couplings, i.e. $g_{tuH}g_{tcH}$ [74]. With the Higgs boson mass in the range of 115-170 GeV, upper limits of $g_{tuH}g_{tcH} \leq (1.94 - 2.72) \times 10^{-2}$ are obtained. This is corresponding to an upper limit of $Br(t \rightarrow qH) < (5.3 - 7.4) \times 10^{-4}$ if we assume $g_{tuH} = g_{tcH}$.

Another indirect way to constrain the top-Higgs FCNC couplings is to use the electroweak precision observables of Z bosons [37]. The tcH vertex contributes to the $Z \rightarrow c\bar{c}$ decay at loop level. It affects the electroweak precision observables in $Zc\bar{c}$ vertex. The total width, partial width, and asymmetries are affected by the tcH FCNC interaction. In [37], the tcH vertex contribution has been calculated and the upper limits of $Br(t \rightarrow cH) \leq (0.09 - 2.9) \times 10^{-3}$ for the Higgs mass in the range of $114 \leq m_H \leq 170$ GeV have been obtained. We update this limit with the Higgs boson mass of 125 GeV using the current measurements of $Zc\bar{c}$ vertex.

After taking into account the tcH FCNC coupling contributions to the width of $Z \rightarrow c\bar{c}$, it can be written as:

$$\Gamma(Z \rightarrow c\bar{c}) = \Gamma(Z \rightarrow c\bar{c})_{SM} (1 + \delta_{tcH}^H), \quad (3)$$

where the tcH one loop corrections are given by δ_{tcH}^H . The details of the calculations of δ_{tcH}^H are available in [37]. It can be expressed in terms of the Veltman-Passarino functions. Using the calculations and the related inputs from the Particle Data Group [75], an upper limit of $Br(t \rightarrow cH) \leq 2.1 \times 10^{-3}$ is found at 95% C.L. As it can be seen, the indirect limits are at the same order of the current direct limits, i.e. 10^{-3} .

4 Study of tqH in top pair events in e^-e^+ collisions

In this section, we search for top-Higgs FCNC couplings in $e^-e^+ \rightarrow t(\rightarrow \ell\nu_\ell b) \bar{t}(\rightarrow qH)$ channel, where $\ell = e, \mu$ and $q = u, c$, and present the potential of a future electron-positron collider to probe tqH couplings. As mentioned before, we concentrate on the semi-leptonic decay of a top quark and anomalous decay of another top with the Higgs boson decaying into a $b\bar{b}$ pair, as shown in Fig.1. Therefore, the final state consists of an energetic lepton (muon or electron), neutrino (appears as missing momentum) and four hadronic jets. Three of the jets are produced from the hadronization of bottom quarks.

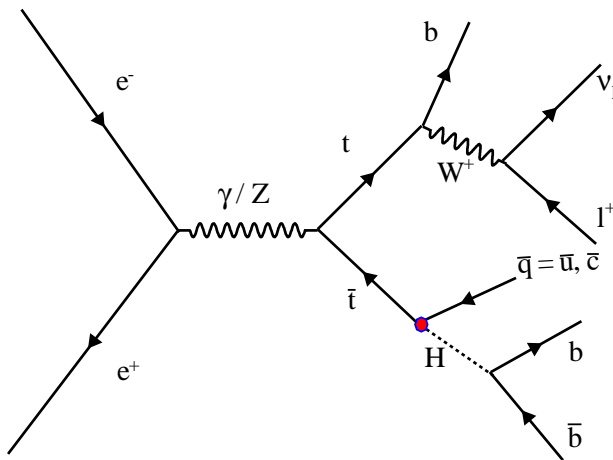


Figure 1: The representative Feynman diagram for production of a $t\bar{t}$ event. It includes the decay chain with one top decay leptonically and the other top decay from anomalous FCNC coupling and Higgs decay into a $b\bar{b}$ pair.

In this study, we assume $g_{tqH}^v = 1$ and no axial coupling, i.e. $g_{tqH}^a = 0$. At the center-of-mass energy of $\sqrt{s} = 500$ GeV, the leading order cross section including the branching ratios reads:

$$\sigma_{\sqrt{s}=500 \text{ GeV}}(g_{tqH}) = 11.306 \times g_{tqH}^2 \text{ (fb)}; \quad (4)$$

At higher center-of-mass energy, the cross section decreases as $1/s$. Now, we turn to event generation and simulation. In order to simulate the signal events, the top-Higgs FCNC effective Lagrangian (Eq.1) is implemented in the `FeynRules` package [76–78] then the model is imported to a Universal `FeynRules` Output (UFO) module [79]. After that, it is inserted to `MadGraph5-aMC@NLO` [80, 81] event generator. `PYTHIA` [82, 83] is utilized for parton showering and hadronization and `Delphes 3` [84, 85] is employed to account for detector effects.

The main background comes from top pair events with semi-leptonic decay of one of the top quarks and hadronic decay of another top quark. Other backgrounds to our signal include $W^\pm b\bar{b}jj$, $Zb\bar{b}jj$ (with leptonic decay of Z), and $Z\ell^\pm\ell^\pm jj$ (with hadronic decay of Z). The contribution of $Wjjjj$ where j denotes non-bottom quark jets is studied as well. All of these backgrounds are generated at leading order using `MadGraph5-aMC@NLO`.

To consider detector resolutions, the final state particles, leptons and jets, are smeared according to Gaussian distributions using the following parameterizations which are used in `Delphes 3`. Jets energies are smeared as [58, 86]:

$$\frac{\Delta E_j}{E_j} = \frac{40.0\%}{\sqrt{E_j}} \oplus 2.5\% \quad (\text{jets}), \quad (5)$$

and for leptons (muon and electron), we use a CMS-like detector resolution:

$$\frac{\Delta E_\ell}{E_\ell} = \frac{7.0\%}{\sqrt{E_\ell}} \oplus \frac{0.35}{E_\ell} \oplus 0.7\% \quad (\text{leptons}), \quad (6)$$

where E_j and E_ℓ represent the energies of the jets and leptons, respectively. The energies are in GeV and the symbol \oplus represents a quadrature sum. It should be mentioned that the electron and muon energy resolutions are different however, for simplicity, we smear the energies of muons similar to the electrons.

The anti- k_t algorithm [87] with the jet radius of 0.4 is used to reconstruct jets. We present the results for three b-jet identification efficiencies of $\epsilon_b=60\%, 70\%, 80\%$. A mistag rate of 10% for charm quark jets and 1% for other light flavor jets are considered. It is notable that b-tagging efficiency and mistag rates play important roles in this analysis, as we have b-jets in the final state as well as light jets.

The events are selected according to the following strategy. For each event, to reconstruct the semi-leptonic decaying top quark, we require exactly one charged lepton with $p_T^\ell > 10$ GeV within the pseudo-rapidity range of $|\eta^\ell| < 2.5$. The events with more than one charged leptons are discarded. The W boson momentum in the top quark decay is obtained by summing the momenta of the charged lepton and neutrino. Each event is required to have exactly four jets, $n_j = 4$, with $p_T^{jets} > 20$ and $|\eta^{jets}| < 2.5$. Among the jets, at least three jets must be b-tagged jets. The b-jet multiplicity is presented in Fig. 2 for signal and different SM backgrounds. As it can be seen from the distributions, the three b-tag jets requirement is considerably useful to reduce contributions of different backgrounds.

To have well isolated objects, for any pair of objects in the final state, we require $\Delta R_{ij} = \sqrt{(\eta_i - \eta_j)^2 + (\phi_i - \phi_j)^2} > 0.4$ with i and j running over all particles in the final state.

To reconstruct the Higgs boson and then both top quarks, there are ambiguities to choose the correct combinations of the b-jets. To solve the ambiguities, and reconstruct the Higgs boson and $t\bar{t}$ system, we define a χ^2 as:

$$\chi_{b_m b_n b_k}^2 = (m_{b_m W} - m_{\text{top}})^2 + (m_{b_n b_k} - m_{\text{Higgs}})^2, \quad (7)$$

Various combinations of $\chi_{b_m b_n b_k}^2$, with m, n , and k run over the b-jets, are made and the one with minimum χ^2 is chosen. The mass distribution of the reconstructed Higgs boson is illustrated in Fig. 3. As can be seen the invariant mass distribution peaks at the Higgs boson mass for signal events while backgrounds have wide distributions. As a result, applying a mass window cut can reduce the backgrounds contributions. We require the reconstructed invariant mass of the Higgs boson to satisfy $90 \text{ GeV} < m_{\text{Higgs}}^{\text{reco}} < 140 \text{ GeV}$.

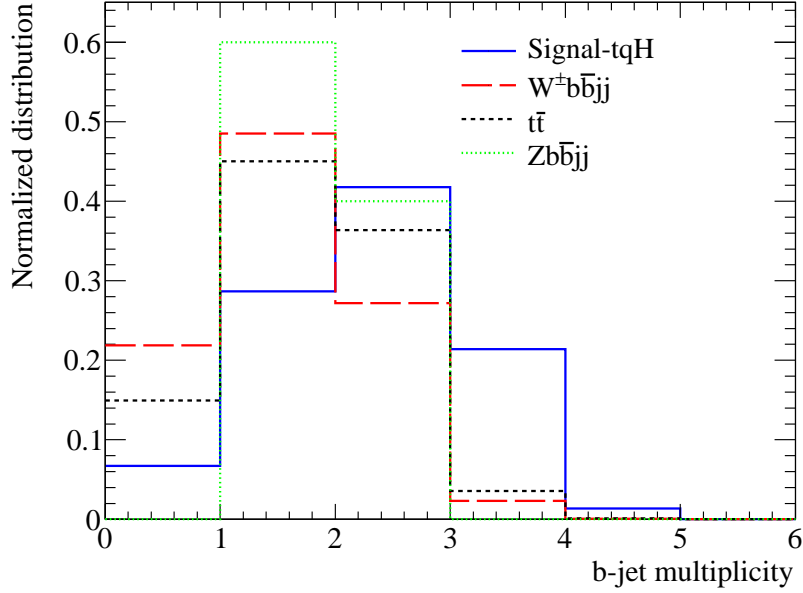


Figure 2: Distribution of b -jet multiplicity for signal and SM backgrounds.

Table 2 summarizes the cross sections (in fb) after applying the cuts for the signal and backgrounds. The b -tagging efficiency is assumed to be 60% in this table. The contribution of $Zb\bar{b}jj$ (with $Z \rightarrow \ell^\pm\ell^\pm$) and $Z\ell^\pm\ell^\pm jj$ (with $Z \rightarrow jj$) backgrounds is negligible after all cuts. After the jets requirements (set II of the cuts in Table 2), the cross section is at the order of 10^{-5} and goes to zero after the three b -jets requirement. No events of $W^\pm jjjj$, where j denotes light flavor jets, survives after three b -jet requirement. Therefore, these sources of backgrounds are not mentioned in Table 2. Considering different sources of systematic uncertainties in detail is beyond the scope of this work so an overall uncertainty of 30% is conservatively assigned to the number of background events for the limit setting procedure.

$\sqrt{s} = 500$ GeV Cuts	Signal	Backgrounds	
	σ_{tqH} (fb)	$\sigma_{W^\pm b\bar{b}jj}$ (fb)	$\sigma_{t\bar{t}}$ (fb)
No cut	$11.306 (g_{tqH})^2$	1.72	148.70
(I): $1\ell + \eta^\ell < 2.5 + P_T^\ell > 10 + E_T^{miss} > 10$	$7.972 (g_{tqH})^2$	1.623	106.065
(II): $4jets + \eta^{jets} < 2.5 + P_T^{jets} > 20 + \Delta R_{\ell,jets} \geq 0.4$	$3.399 (g_{tqH})^2$	0.0071	47.824
(III): $n_{b-jet} \geq 3 + \Delta R_{\ell,b-jets} \geq 0.4$	$0.709 (g_{tqH})^2$	0.00015	1.417
(IV): $90 < m_{Higgs}^{reco} < 140$	$0.570 (g_{tqH})^2$	0.00005	0.961

Table 2: Cross sections (in fb) after applying different set of cuts for signal and backgrounds. The b -tagging efficiency is assumed to be 60% in this table. The details of the basic cuts applied, are presented in the text.

Now, we proceed to set the 95% C.L. upper limit on the signal cross section. Then the limits

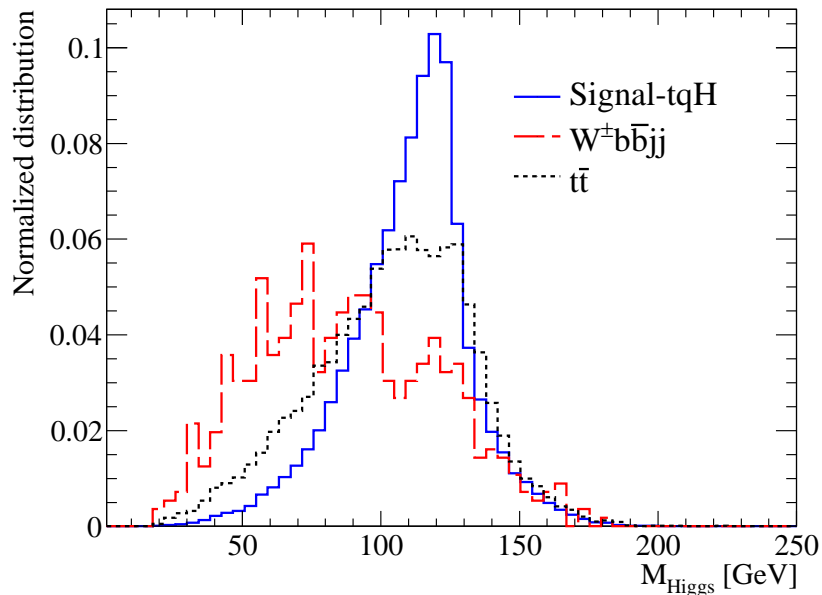


Figure 3: The reconstructed Higgs boson mass distribution from the χ^2 analysis for signal and bakgorounds. The signal sample is generated with $g_{tuH} = 0.5$.

are translated into the upper limits on $Br(t \rightarrow qH)$. Upper limits on the signal cross section is calculated with a CL_s approach [88]. The RooStats [89] program is utilized for the numerical evaluations of the CL_s limits.

We summarize the 95% C.L. limits on $Br(t \rightarrow qH)$ in Table 3 for three b-tagging efficiencies of 60%, 70%, 80% with 300 fb^{-1} and 3000 fb^{-1} of integrated luminosity of data. With a b-tagging efficiency of 70% and 300 fb^{-1} of data, an upper limit of 5.894×10^{-3} could be achieved. As it can be seen from the Table 3, higher b-tagging efficiency leads to improve the limits at the level of 30% – 40%. More amount of data makes the upper limits better however the gain is less than one order of magnitude.

In comparison with the LHC direct limits presented in Table 1, a future electron-positron collider would be able to reach similar sensitivity to the LHC experiments. The limits of the electron-positron collider could be significantly improved by including other decay modes of the Higgs boson such as $H \rightarrow \gamma\gamma$, W^+W^- , and ZZ . In addition, utilizing a more powerful tool, such as a multivariate technique, to separate signal from backgrounds could provide better the sensitivity.

5 Summary and conclusions

In this paper, we have presented direct and indirect searches for top-Higgs FCNC couplings. The radiative corrections due to tcH coupling on the electroweak precision observables of $Z \rightarrow c\bar{c}$ decay are used to constrain $Br(t \rightarrow cH)$ using the most recent measurements. This leads to the upper limit of 2.1×10^{-3} on $Br(t \rightarrow cH)$.

b-tagging efficiency	IL	Upper limit on g_{tqH}	Upper limit on $Br(t \rightarrow qH)$
$\epsilon_b = 60\%$	300 fb ⁻¹	0.463	5.894×10^{-3}
$\epsilon_b = 60\%$	3000 fb ⁻¹	0.256	1.798×10^{-3}
$\epsilon_b = 70\%$	300 fb ⁻¹	0.373	3.821×10^{-3}
$\epsilon_b = 70\%$	3000 fb ⁻¹	0.202	1.126×10^{-3}
$\epsilon_b = 80\%$	300 fb ⁻¹	0.301	2.476×10^{-3}
$\epsilon_b = 80\%$	3000 fb ⁻¹	0.166	7.546×10^{-4}

Table 3: The 95% C.L. limits on $Br(t \rightarrow qH)$ for b-tagging efficiencies of 60%, 70%, 80% with 300 and 3000 fb⁻¹ of integrated luminosity of data.

As a direct search, we study a future electron-positron collider potential at the center-of-mass energy of 500 GeV to search for the tqH FCNC couplings via top quark pair production. The search is based on the process in which one of the top quarks decays leptonically ($t \rightarrow b\ell\nu_\ell$) and the other top quark decays anomalously to $t \rightarrow qH$ with Higgs boson decays into $b\bar{b}$ pairs. The 95% C.L. upper limits on the branching ratio of $Br(t \rightarrow qH)$ with $q = u$ - and c -quark is found to be 5.894×10^{-3} for 300 fb⁻¹ of integrated luminosity of data. This upper limit decreases down to 1.798×10^{-3} for the 3000 fb⁻¹ data. We find that b-tagging efficiency plays an essential role in this analysis and can improve the results at the level 30 – 40% moving from an efficiency of 60% to 70%. These limits could be considerably improved by including the other decay modes of the Higgs boson such as $\gamma\gamma$, W^+W^- , and ZZ .

Acknowledgments

The authors thank R. Martinez for the help in updating the limits from Z boson EW precision observables. Special thank to S. Khatibi for providing the FCNC model for simulating the events in MadGraph. Authors are thankful School of Particles and Accelerators, Institute for Research in Fundamental Sciences (IPM) for financially support of this project. H. Khanpour also thanks the University of Science and Technology of Mazandaran for financial support provided for this research.

References

- [1] G. Aad *et al.* [ATLAS Collaboration], Phys. Lett. B **716**, 1 (2012) [arXiv:1207.7214 [hep-ex]].
- [2] S. Chatrchyan *et al.* [CMS Collaboration], Phys. Lett. B **716**, 30 (2012) [arXiv:1207.7235 [hep-ex]].
- [3] V. Khachatryan *et al.* [CMS Collaboration], Eur. Phys. J. C **75**, no. 5, 212 (2015) [arXiv:1412.8662 [hep-ex]].
- [4] V. Khachatryan *et al.* [CMS Collaboration], Eur. Phys. J. C **75**, no. 6, 251 (2015) [arXiv:1502.02485 [hep-ex]].
- [5] [CMS Collaboration], CMS-PAS-HIG-13-001.
- [6] [CMS Collaboration], CMS-PAS-HIG-13-005.

- [7] CMS Collaboration [CMS Collaboration], CMS-PAS-HIG-14-007.
- [8] J. A. Aguilar-Saavedra, *Acta Phys. Polon. B* **35**, 2695 (2004) [hep-ph/0409342].
- [9] S. L. Glashow, J. Iliopoulos and L. Maiani, *Phys. Rev. D* **2**, 1285 (1970).
- [10] V. Khachatryan *et al.* [CMS Collaboration], *Phys. Lett. B* **736**, 33 (2014) [arXiv:1404.2292 [hep-ex]].
- [11] G. Eilam, J. L. Hewett and A. Soni, *Phys. Rev. D* **44**, 1473 (1991) [*Phys. Rev. D* **59**, 039901 (1999)].
- [12] B. Mele, S. Petrarca and A. Soddu, *Phys. Lett. B* **435**, 401 (1998) [hep-ph/9805498].
- [13] F. del Aguila, J. A. Aguilar-Saavedra and R. Miquel, *Phys. Rev. Lett.* **82**, 1628 (1999) [hep-ph/9808400].
- [14] J. A. Aguilar-Saavedra and B. M. Nobre, *Phys. Lett. B* **553**, 251 (2003) [hep-ph/0210360].
- [15] D. Atwood, L. Reina and A. Soni, *Phys. Rev. D* **55**, 3156 (1997) [hep-ph/9609279].
- [16] S. Bejar, hep-ph/0606138.
- [17] R. Gaitan, R. Martinez and J. H. M. de Oca, arXiv:1503.04391 [hep-ph].
- [18] G. Abbas, A. Celis, X. Q. Li, J. Lu and A. Pich, arXiv:1503.06423 [hep-ph].
- [19] B. Altunkaynak, W. S. Hou, C. Kao, M. Kohda and B. McCoy, arXiv:1506.00651 [hep-ph].
- [20] G. Abbas, A. Celis, X. Q. Li, J. Lu and A. Pich, *JHEP* **1506**, 005 (2015) [arXiv:1503.06423 [hep-ph]].
- [21] J. M. Yang, B. L. Young and X. Zhang, *Phys. Rev. D* **58**, 055001 (1998) [hep-ph/9705341].
- [22] G. M. de Divitiis, R. Petronzio and L. Silvestrini, *Nucl. Phys. B* **504**, 45 (1997) [hep-ph/9704244].
- [23] J. L. Lopez, D. V. Nanopoulos and R. Rangarajan, *Phys. Rev. D* **56**, 3100 (1997) [hep-ph/9702350].
- [24] J. Guasch and J. Sola, *Nucl. Phys. B* **562**, 3 (1999) [hep-ph/9906268].
- [25] J. J. Liu, C. S. Li, L. L. Yang and L. G. Jin, *Phys. Lett. B* **599**, 92 (2004) [hep-ph/0406155].
- [26] J. J. Cao, G. Eilam, M. Frank, K. Hikasa, G. L. Liu, I. Turan and J. M. Yang, *Phys. Rev. D* **75**, 075021 (2007) [hep-ph/0702264].
- [27] K. Agashe, G. Perez and A. Soni, *Phys. Rev. D* **75**, 015002 (2007) [hep-ph/0606293].
- [28] K. Agashe and R. Contino, *Phys. Rev. D* **80**, 075016 (2009) [arXiv:0906.1542 [hep-ph]].
- [29] A. Azatov, G. Panico, G. Perez and Y. Soreq, *JHEP* **1412**, 082 (2014) [arXiv:1408.4525 [hep-ph]].
- [30] J. A. Aguilar-Saavedra and G. C. Branco, *Phys. Lett. B* **495**, 347 (2000) [hep-ph/0004190].

- [31] G. Durieux, F. Maltoni and C. Zhang, Phys. Rev. D **91**, no. 7, 074017 (2015) [arXiv:1412.7166 [hep-ph]].
- [32] R. Goldouzian, Phys. Rev. D **91**, no. 1, 014022 (2015) [arXiv:1408.0493 [hep-ph]].
- [33] Y. Wang, F. P. Huang, C. S. Li, B. H. Li, D. Y. Shao and J. Wang, Phys. Rev. D **86**, 094014 (2012) [arXiv:1208.2902 [hep-ph]].
- [34] S. Khatibi and M. M. Najafabadi, Phys. Rev. D **89**, no. 5, 054011 (2014) [arXiv:1402.3073 [hep-ph]].
- [35] J. L. Agram, J. Andrea, E. Conte, B. Fuks, D. Gel and P. Lansonneur, Phys. Lett. B **725**, 123 (2013) [arXiv:1304.5551 [hep-ph]].
- [36] J. A. Aguilar-Saavedra, Nucl. Phys. B **837**, 122 (2010) [arXiv:1003.3173 [hep-ph]].
- [37] F. Larios, R. Martinez and M. A. Perez, Phys. Rev. D **72**, 057504 (2005) [hep-ph/0412222].
- [38] H. Hesari, H. Khanpour, M. K. Yanehsari and M. M. Najafabadi, Adv. High Energy Phys. **2014**, 476490 (2014) [arXiv:1412.8572 [hep-ex]].
- [39] H. Khanpour, S. Khatibi, M. K. Yanehsari and M. M. Najafabadi, arXiv:1408.2090 [hep-ph].
- [40] N. Craig, J. A. Evans, R. Gray, M. Park, S. Somalwar, S. Thomas and M. Walker, Phys. Rev. D **86**, 075002 (2012) [arXiv:1207.6794 [hep-ph]].
- [41] S. M. Etesami and M. Mohammadi Najafabadi, Phys. Rev. D **81**, 117502 (2010) [arXiv:1006.1717 [hep-ph]].
- [42] W. Bernreuther, D. Heisler and Z. G. Si, arXiv:1508.05271 [hep-ph].
- [43] R. Harnik, J. Kopp and J. Zupan, JHEP **1303**, 026 (2013) [arXiv:1209.1397 [hep-ph]].
- [44] M. Gorbahn and U. Haisch, JHEP **1406**, 033 (2014) [arXiv:1404.4873 [hep-ph]].
- [45] A. Greljo, J. F. Kamenik and J. Kopp, JHEP **1407**, 046 (2014) doi:10.1007/JHEP07(2014)046 [arXiv:1404.1278 [hep-ph]].
- [46] J. Cao, C. Han, L. Wu, J. M. Yang and M. Zhang, Eur. Phys. J. C **74**, no. 9, 3058 (2014) doi:10.1140/epjc/s10052-014-3058-1 [arXiv:1404.1241 [hep-ph]].
- [47] A. Arhrib, Phys. Rev. D **72**, 075016 (2005) doi:10.1103/PhysRevD.72.075016 [hep-ph/0510107].
- [48] A. Arhrib, R. Benbrik, C. H. Chen, M. Gomez-Bock and S. Semlali, arXiv:1508.06490 [hep-ph].
- [49] A. Crivellin, J. Heck and P. Stoffer, arXiv:1507.07567 [hep-ph].
- [50] S. Khatibi and M. M. Najafabadi, Phys. Rev. D **90**, no. 7, 074014 (2014) doi:10.1103/PhysRevD.90.074014 [arXiv:1409.6553 [hep-ph]].
- [51] S. Khatibi and M. M. Najafabadi, arXiv:1511.00220 [hep-ph].

- [52] M. M. Najafabadi, JHEP **0803**, 024 (2008) doi:10.1088/1126-6708/2008/03/024 [arXiv:0801.1939 [hep-ph]].
- [53] M. Mohammadi Najafabadi, J. Phys. G **34**, 39 (2007) doi:10.1088/0954-3899/34/1/003 [hep-ph/0601155].
- [54] L. Wu, JHEP **1502**, 061 (2015) [arXiv:1407.6113 [hep-ph]].
- [55] J. E. Brau, R. M. Godbole, F. R. L. Diberder, M. A. Thomson, H. Weerts, G. Weiglein, J. D. Wells and H. Yamamoto, arXiv:1210.0202 [hep-ex].
- [56] T. Barklow, J. Brau, K. Fujii, J. Gao, J. List, N. Walker and K. Yokoya, arXiv:1506.07830 [hep-ex].
- [57] H. Baer, T. Barklow, K. Fujii, Y. Gao, A. Hoang, S. Kanemura, J. List and H. E. Logan *et al.*, arXiv:1306.6352 [hep-ph].
- [58] L. Linssen, A. Miyamoto, M. Stanitzki and H. Weerts, arXiv:1202.5940 [physics.ins-det].
- [59] M. Aicheler, M. Aicheler, P. Burrows, M. Draper, T. Garvey, P. Lebrun, K. Peach and N. Phinney *et al.*, CERN-2012-007, SLAC-R-985, KEK-Report-2012-1, PSI-12-01, JAI-2012-001.
- [60] M. Bicer *et al.* [TLEP Design Study Working Group Collaboration], JHEP **1401**, 164 (2014) [arXiv:1308.6176 [hep-ex]].
- [61] M. Ahmad *et al.* (The CEPC-SPPC Study Group), CEPC-SPPC Preliminary Conceptual Design Report, IHEP-CEPC-DR-2015-01, IHEP-EP-2015-01, IHEP-TH-2015-01 (2015).
- [62] A. Denner, S. Heinemeyer, I. Puljak, D. Rebuszi and M. Spira, Eur. Phys. J. C **71**, 1753 (2011) [arXiv:1107.5909 [hep-ph]].
- [63] H. Abramowicz *et al.* [CLIC Detector and Physics Study Collaboration], arXiv:1307.5288 [hep-ex].
- [64] T. Suehara and T. Tanabe, arXiv:1506.08371 [physics.ins-det].
- [65] D. M. Asner, T. Barklow, C. Calancha, K. Fujii, N. Graf, H. E. Haber, A. Ishikawa and S. Kanemura *et al.*, arXiv:1310.0763 [hep-ph].
- [66] S. Dawson, A. Gribsan, H. Logan, J. Qian, C. Tully, R. Van Kooten, A. Ajaib and A. Anastasov *et al.*, arXiv:1310.8361 [hep-ex].
- [67] M. E. Peskin, arXiv:1312.4974 [hep-ph].
- [68] M. A. Fedderke, T. Lin and L. T. Wang, arXiv:1506.05465 [hep-ph].
- [69] J. A. Aguilar-Saavedra, Nucl. Phys. B **821**, 215 (2009) [arXiv:0904.2387 [hep-ph]].
- [70] K. A. Olive *et al.* [Particle Data Group Collaboration], Chin. Phys. C **38**, 090001 (2014).
- [71] G. Aad *et al.* [ATLAS Collaboration], JHEP **1406**, 008 (2014) [arXiv:1403.6293 [hep-ex]].
- [72] The CMS Collaboration, CMS-PAS-HIG-13-034.

- [73] K. Agashe *et al.* [Top Quark Working Group Collaboration], arXiv:1311.2028 [hep-ph].
- [74] J. I. Aranda, A. Cordero-Cid, F. Ramirez-Zavaleta, J. J. Toscano and E. S. Tututi, Phys. Rev. D **81**, 077701 (2010) [arXiv:0911.2304 [hep-ph]].
- [75] K. A. Olive *et al.* [Particle Data Group Collaboration], Chin. Phys. C **38**, 090001 (2014).
- [76] A. Alloul, N. D. Christensen, C. Degrande, C. Duhr and B. Fuks, Comput. Phys. Commun. **185**, 2250 (2014) [arXiv:1310.1921 [hep-ph]].
- [77] N. D. Christensen and C. Duhr, Comput. Phys. Commun. **180**, 1614 (2009) [arXiv:0806.4194 [hep-ph]].
- [78] C. Duhr and B. Fuks, Comput. Phys. Commun. **182**, 2404 (2011) [arXiv:1102.4191 [hep-ph]].
- [79] C. Degrande, C. Duhr, B. Fuks, D. Grellscheid, O. Mattelaer and T. Reiter, Comput. Phys. Commun. **183**, 1201 (2012) [arXiv:1108.2040 [hep-ph]].
- [80] J. Alwall, R. Frederix, S. Frixione, V. Hirschi, F. Maltoni, O. Mattelaer, H.-S. Shao and T. Stelzer *et al.*, JHEP **1407**, 079 (2014) [arXiv:1405.0301 [hep-ph]].
- [81] J. Alwall, M. Herquet, F. Maltoni, O. Mattelaer and T. Stelzer, JHEP **1106**, 128 (2011) [arXiv:1106.0522 [hep-ph]].
- [82] T. Sjostrand, S. Mrenna and P. Z. Skands, Comput. Phys. Commun. **178**, 852 (2008) [arXiv:0710.3820 [hep-ph]].
- [83] T. Sjostrand, L. Lonnblad, S. Mrenna and P. Z. Skands, hep-ph/0308153.
- [84] J. de Favereau *et al.* [DELPHES 3 Collaboration], JHEP **1402**, 057 (2014) [arXiv:1307.6346 [hep-ex]].
- [85] A. Mertens, J. Phys. Conf. Ser. **608**, no. 1, 012045 (2015).
- [86] J. Brau *et al.* [ILC Collaboration], arXiv:0712.1950 [physics.acc-ph].
- [87] M. Cacciari, G. P. Salam and G. Soyez, JHEP **0804**, 063 (2008) [arXiv:0802.1189 [hep-ph]].
- [88] B. Mistlberger and F. Dulat, arXiv:1204.3851 [hep-ph].
- [89] L. Moneta *et al.*, The RooStats Project, ACAT2010 Conference Proceedings, arXiv:1009.1003.