

A survey on formal specification and verification of separation kernels

Yongwang Zhao^{a,*}

^a*National Key Laboratory of Software Development Environment (NLSDE)
School of Computer Science and Engineering, Beihang University, Beijing, China*

Abstract

Separation kernels are fundamental software of safety and security critical systems, which provide to their hosted software applications high-assurance partitioning and information flow control properties. The application of separation kernels in critical domain demands the correctness of the kernel by formal verification. To the best of our knowledge, there is no survey paper on this topic. This paper presents an overview of formal specification and verification of separation kernels. We first overview the concepts of separation kernels and formal verification. Then, we survey the state of the art on this topic after the year 2000. Finally, we summarize research works by comparing them and discussing some issues.

Keywords: Embedded systems, real-time operating systems, separation kernel, survey, formal specification, formal verification

1. Introduction

The concept of “Separation Kernel” was introduced by John Rushby in 1981 [1] to create a secure environment by providing temporal and spatial separation of applications and ensure that there are no unintended channels for information flows between partitions other than those explicitly provided. Separation kernels decouple the verification of the trusted functions in the separated components from the verification of the kernels themselves. They are often sufficiently small and straightforward to allow formal verification of their correctness. The security is achieved partly through physical separation, partly of components and partly through trusted functionality performed within some of these components.

The separation kernel concept originates the concept of Multiple Independent Levels of Security/Safety (MILS) [2]. MILS is a high-assurance security architecture based on the concepts of separation [1] and controlled information flow [3]. MILS provides means to have several strongly separated partitions on the same physical computer/device and enables existing of different security/safety level components in a system, each of which can be analyzed separately. The MILS architecture is particularly well suited to embedded systems which must provide guaranteed safety

*Corresponding author
Email address: zhaoyw@buaa.edu.cn (Yongwang Zhao)

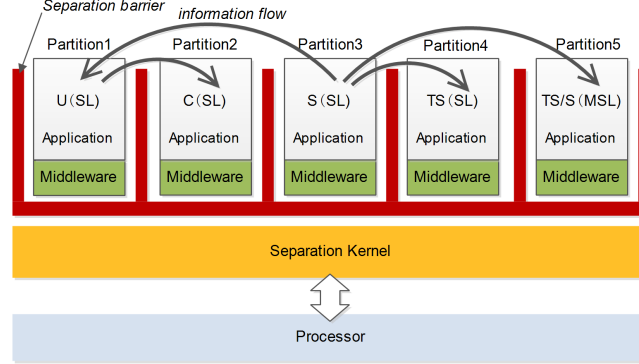


Figure 1: The MILS architecture. Notation: Unclassified (U), confidential (C), secret (S), top secret (TS), single level (SL), multi level security (MLS) [4]

or security properties. A MILS system employs the separation mechanism to maintain the assured data and process separation, and supports enforced security/safety policies by authorizing information flows between system components.

The MILS architecture is layered and consists of separation kernels, middleware and applications. The MILS separation kernels are fundamental to the MILS architecture and are basically small pieces of software that divide the system into separate partitions where the middleware and applications are located, as shown in Fig. 1. Separation kernels divide the computer into separated address spaces and scheduling intervals, i.e., give time and space partitioning, and guarantee a strong isolation of partitions except for the carefully controlled information flows between them. The middleware provide an interface to applications or a virtual machine enabling operating systems to be executed within partitions. The strong separation between partitions both prevents information leakage from one partition to another and provides fault-containment by preventing a fault in one partition from affecting another. MILS also enables communication channels (unidirectional or bidirectional) to be selectively configured between partitions.

Separation kernels first applied in embedded systems which are relatively small and safety and reliability are vital. Separation kernels have been accepted in the avionics community and are required by ARINC 653 [5] compliant systems. Many implementations of separation kernels for safety/security critical systems have been developed, e.g., VxWorks MILS [6], INTEGRITY-178B [7], LynxSecure [8], LynxOS-178 [9], PikeOS [10], and open-source implementations, e.g., POK [11] and Xtratum [12].

In safety/security critical domains (e.g., avionics), separation kernels are fundamental and small pieces of software underlying to run all applications. The correctness of separation kernels is significant for the whole system. Formal verification is an essential approach to prove or disprove the correctness of the system w.r.t. a certain formal specification or property using formal methods of mathematics. In [13], 62 industrial projects using formal methods over 20 years are presented and also the effects of formal methods on time, cost and quality of systems. We could see the increased successful applications of formal methods in software development as either an academic pursuit or industrial applications. There are well established but different traditions in security and safety domains.

- (1) In the security domain, verified security is achieved by Common Criteria (CC) [14] evaluation, where EAL 7 is the highest assurance level. In order to satisfy the EAL 7 certification requirements, functionalities of separation kernels must be certified to have been rigorously verified using formal methods. EAL 7 requires formal methods applications in requirements, functional specification and high-level design. The low level design may be treated semi-formally. The correspondence between the low-level design and the implementation is usually confirmed in an informal way. But for the purpose of fully formal verification, the verification chain should reach the implementation level. In 2007, the Information Assurance Directorate of the U.S. National Security Agency (NSA) published the Separation Kernel Protection Profile (SKPP) [15] within the framework established by the CC [14]. SKPP is a security requirements specification for separation kernels. SKPP mandates formal methods application to demonstrate the correspondence between security policies and the functional specification of separation kernels.
- (2) In the safety domain, safety of software deployed in airborne systems is governed by RTCA DO-178B [16] requirements, where Level A is the highest level. The new version DO-178C [17] was published in 2011 to replace DO-178B and technology supplements of DO-178C recommend formal methods application to complement testing.

Even the highest level of security evaluation schemes (e.g., in CC) do not demand implementation level proofs, which have been widely thought infeasible. Although most of commercial products of separation kernels have been certified through DO-178B Level A and CC, we only find two CC EAL 7 certified separation kernels, LynxSecure and the AAMP7G Microprocessor [18] (a separation kernel implemented as hardware), where formal verification is not enforced on the implementation level. Without fully verification, the correctness of the separation kernels can not be fully assured.

Many efforts have been paid on achieving verified separation kernels in this decade. The notable works are formal verification of SYSGO PikeOS [19, 20, 21, 22], INTEGRITY-178B kernel [23], ED (Embedded Devices) separation kernel of Naval Research Laboratory [24, 25] and Honeywell DEOS [26, 27, 28], etc. “Crash-Proof Code” that uses logic reduction to create high dependable and safety-critical software, was one of 10 breakthrough technologies in 2011 selected by MIT Technology Review [29]. They reported the L4.verified project in NICTA (National ICT Australia). In the project, a third-generation microkernel, seL4 (secure embedded L4) which comprises 8,700 lines of C code and 600 lines of assembler code is fully formally verified using the Isabelle/HOL theorem prover [30, 31]. They find 160 bugs in the C code in total, 16 of which are found during testing and 144 bugs during the C verification phase. This work provides successful experiences for formal verification of separation kernels and proves the feasibility of fully formal verification on small kernels. We could find a survey on formal verification of microkernels of general purpose operating systems [32], but up to date survey of separation kernel verification for safety and security critical systems does not exist in the literature.

Considering that the correctness of separation kernels is crucial for safety and security critical systems, this paper survey the research works on formal specification and verification of separation kernels after the year 2000. We outline these works in high-level including formal specification, models, and verification approaches. By comparing and discussing these works in detail, this survey aims at proving a useful reference for separation kernel verification projects.

In the next section, we first introduce the concept of separation kernels and compare the concept with other types of kernels to clarify the relationship between them. The framework of formal verification approach is presented too. In Section 3, literatures on formal specification

and verification of separation kernels are surveyed. We divide literatures into three categories: formalization of security policies and properties, formal specification and model of separation kernels and formal verification of separation kernels. In Section 4, we summarize research works by a detailed comparison and discuss some issues. Finally, we conclude this paper in Section 5.

2. Technical Background

This section introduces the background of separation kernels and the approach framework of formal verification, which provide technical background for the following sections.

2.1. Separation Kernel

2.1.1. What's the Separation Kernel

Separation kernels are a type of security kernels [33] to simulate a distributed environment. Separation kernels are proposed as a solution to develop and verify the large and complex security kernels that are intended to “provide multilevel secure operation on general-purpose multi-user systems.” “The task of a separation kernel is to create an environment which is indistinguishable from that provided by a physically distributed system: it must appear as if each regime is a separate, isolated machine and that information can only flow from one machine to another along known external communication lines. One of the properties we must prove of a separation kernel, therefore, is that there are no channels for information flow between regimes other than those explicitly provided. [1]” Based on separation kernels, the system security is archived partially through physical separation of individual components and mediation of trusted functions performed within some components. Separation kernels decouple the verification of components from the kernels themselves. Separation kernels provide their hosted software applications high-assurance partitioning and information flow control properties that are both tamperproof and non-bypassable [34, 35].

Untrusted software in one partition may contain malicious code that attacks other partitions and separation kernels. Kernels in general purpose operating systems usually cannot represent these security policies and cannot provide adequate protection against these attacks. In 2007, the Information Assurance Directorate of the U.S. National Security Agency (NSA) published the SKPP [15] to describe, in CC [14] parlance, a class of modern products that provide the foundational properties of Rushby’s conceptual separation kernel. The SKPP defines separation kernels as “hardware and/or firmware and/or software mechanisms whose primary function is to establish, isolate and separate multiple partitions and control information flow between the subjects and exported resources allocated to those partitions.”

Unlike traditional operating systems services such as device drivers, file systems, network stacks, etc., separation kernels provide very specific functionalities including enforcing data separation and information flow controls within a single microprocessor and providing both time and space partitioning. The security properties that must be enforced in separation kernels are relative simple. The security requirements for MILS include four foundational security properties [34]:

- **Data Separation:** each partition is implemented as a separated resource. Applications in one partition can neither change applications or private data of other partitions nor command the private devices or actuators in other partitions. This property is also known as “Data Isolation”.

- **Information Flow Security:** information flows from one partition to others are from an authenticated source to authenticated recipients; the source of information is authenticated to the recipients. This property is also known as “Control of Information Flow”.
- **Temporal Separation:** it allows different components to share the same physical resource in different time slices. A resource is dedicated to one component for a period, then scrubbed clean and allocated to another component and so on. Services received from shared resources by applications in one partition cannot be affected by other partitions. This property is also known as “Periods Processing”.
- **Fault Isolation:** damage is limited by preventing a failure in one partition from cascading to any other partition.

The properties of data separation, information flow security and fault isolation are all spatial properties. They are collectively called “spatial separation” properties. The data separation requires that memory address spaces/objects of a partition must be completely independent of other partitions. The information flow security is a modification of data separation. Pure data separation is not practical and separation kernels define authorized communication channels between partitions for inter-partition communication. Pure data isolation is permitted to be violated only through these channels. The consequences of a fault or security breach in one partition are limited by the data separation mechanisms. A faulty process in one partition does not affect processes in other partitions because address spaces of partitions are separated.

Separation kernels allow partitions to cause information flows, each of which comprises a flow between partitions. The allowed inter-partition information flows can be modelled as a “partition flow matrix” whose entries indicate the mode of the flow, read, write, etc. The “flow” rules are passed to separation kernels in the form of configuration data interpreted during kernel initialization. For instance, a notional set of allowable information flows between partitions is illustrated in Fig. 1.

NEAT are famous properties considered for separation kernels. NEAT is the abbreviation of Non-bypassable, Evaluatable, Always invoked and Tamper proof [34, 35]:

- **Non-bypassable:** security functions cannot be circumvented. It means that a component cannot use another communication path, including lower level mechanisms, to bypass the security monitor.
- **Evaluatable:** security functions are small and simple enough to enable rigorous proof of correctness through mathematical verification. It means that components are modular, well designed, well specified, well implemented, small, and low complexity, etc.
- **Always-invoked:** security functions are always invoked. It means each access/message is checked by the appropriate security monitors. Security monitor check on not only the first access but also all subsequent accesses/messages.
- **Tamperproof:** the system controls “modify” rights to the security monitor code, configuration and data; preventing unauthorized changes, either by subversive or poorly written code.

These concepts, although intuitive, are not necessarily easy to be formalised and proved directly. Separation kernels are usually verified by proving properties of data separation, temporal separation, information flow security and fault isolation.

The concern of the original separation kernel proposed by John Rushby [1] is security. Physical separation of individual components and controlled information flow among them by trusted kernels decompose the verification of components from verification of the kernels. The reason of the separation kernel concept coming first into embedded systems, in particular the avionic systems, is the acceptance of Integrated Modular Avionics (IMA) [36] in this community in 1990s. IMA is the integration of physically separated functions on common hardware platforms. The integration is furthermore supported by the trend of more powerful multicore computers. The IMA can decrease the weight and power consumption of currently implemented systems while concurrently creating new space for new functional components such as on-board entertainment. Current embedded systems in avionics are already built in an IMA fashion. A major foundation of the IMA concept for operating systems and computing platforms is the separation of computer system resources into isolated computation compartments - called *partitions*. Computations in partitions have to run concurrently in a way that any unintended interference and interaction between them are impossible. Thus, a partition is considered as a process with guaranteed processing performance (time partitioning, e.g., CPU time) and system resources (spatial partitioning, e.g., memory, devices). It is very similar to separation kernels. Therefore, the concept of separation kernels is adopted in avionics as the kernel of partitioning operating systems for IMA. Separation kernels in the community are also called “partitioning kernels” [35]. The ARINC 653 specification [5] defines the standard interfaces of partitioning kernels for IMA applications. Besides the security, partitioning kernels are concerned about safety, which means a failure in one partition must not propagate to cause failure in other partitions.

2.1.2. Comparison of Different Kernels

There are similar kernel concepts to the separation kernel, which need to be clarified here. They are security kernel, partitioning kernel and hypervisor.

- Security Kernel [33]

Separation kernels are a type of security kernels. Security kernels manage hardware resources, from which they create, export and protect abstractions (e.g., subjects/processes and memory objects) and related operations. Security kernels bind internal sensitivity labels to exported resources and mediate access by subjects to other resources according to a partial ordering of the labels defined in an internal policy module. Separation kernels extend security kernels by *partitions*. Separation kernels map the set of exported resources into partitions. Resources in a given partition are treated equivalently w.r.t. the inter-partition flow policy. Subjects in one partition can be allowed to access resources in another partition. Separation kernels enforce the separation of partitions and allow (subjects in those) partitions to cause flows, each of which, when projected to partition space, comprises a flow between partitions [37].

- Partitioning Kernel [38, 35, 39]

The original separation kernel [1] is concerned about the security separation and controlling the information flows. Partitioning kernels are concerned about safety separation largely based on an ARINC 653-style separation scheme. Besides the information flow control, partitioning kernels concentrate on spatial and temporal partitioning. Partitioning kernels provide a reliable protection mechanism for the integration of different application subsystems. They partition a system into execution spaces that prohibit unintended interference of different application subsystems. Reliable protection in both spatial domain and temporal domain is particularly relevant for systems where the co-existence of safety-critical and non safety-critical application subsystems shall

be supported. Partitioning on node level enforces fault containment and thereby enables simplified replacement/update and increases reusability of software components.

In order to provide an execution environment that allows the execution of software components without unintended interference, temporal and spatial partitioning for both computational and communication resources are required. Spatial partitioning ensures that a software component cannot alter the code or private data of other software components. Temporal partitioning ensures that a software component cannot affect the ability of other software components to access shared resources, such as the common network or a shared CPU. For the purpose of spatial partitioning, system memory is divided among statically allocated partitions in a fixed manner. The idea is to take a processor to pretend several processors by completely isolating the subsystems. Hard partitions are set up for each part of the system, and each partition has certain amount of memory allocated to it. Each partition is forever limited to its initial fixed memory allocation, which can neither be increased nor decreased after system initialization. For the purpose of temporal partitioning, partitioning kernels run in a static style. They typically support a static table-driven scheduling approach [40] that is very well suited for safety-critical and hard real-time systems since its static nature makes it possible to check the feasibility of the scheduling in advance.

Typical partitioning kernel products are WindRiver VxWorks 653, GreenHill INTEGRITY-178B, LynxOS-178, and PikeOS. All these products are ARINC 653 compliant. In the following sections, the notion “separation kernel” covers the original concept [1] and the concept of partitioning kernel.

- Hypervisor [41]

Hypervisor or virtual machine monitors (VMMs) provide a software virtualization environment in which other software, including operating systems, can run with the appearance of full access to the underlying system hardware, but in fact such access is under the complete control of hypervisors. In general, hypervisors are classified into two types [41]: Type 1 (or native, bare metal) hypervisor and Type 2 (or hosted) hypervisor. Hypervisors virtualize the hardware (processor, memory, devices, etc.) for hosted operating systems. Therefore, general purpose operating systems (Microsoft Windows, Linux, etc.) can run on top of hypervisors directly. Similar to the Type I hypervisors, separation kernels achieve isolation of resources in different partitions by virtualization of shared resources, e.g., devices, memory, and clock, such that each partition is assigned as a set of resources that appear to be entirely its own. But traditional hypervisors are specifically designed for secure separation, and typically do not provide services for explicit memory sharing. Moreover, traditional hypervisors support interprocess communication only via emulated communication devices. Hypervisors permit the deployment of legacy applications (within a VM) and new applications on the same platform. Whilst separation kernels typically only support specific APIs (e.g., ARINC 653) for hosted applications. Hypervisors have been introduced into embedded systems, so called embedded hypervisors, to support VxWorks, Microsoft Windows, Linux applications in an IMA system. The application of embedded hypervisors are increasing. PikeOS, Wind River Hypervisor and LynxWorks’s LynxSecure are typical embedded hypervisors for safety/security critical systems.

Because of the overlapped functionalities between separation kernels and hypervisors, we also survey typical verification works of hypervisors in this paper.

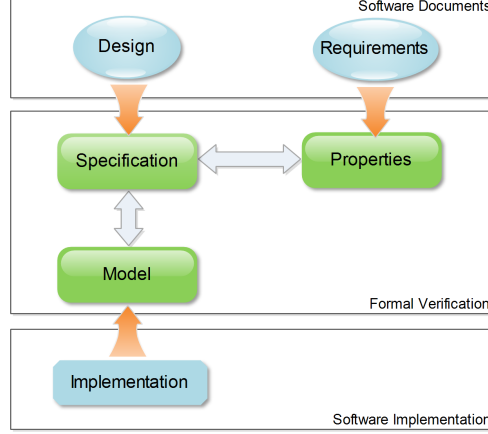


Figure 2: Software Verification

2.2. Formal Verification

Formal verification is an essential approach to prove or disprove the correctness of the system w.r.t. a certain formal specification or property using formal methods of mathematics. Concretely, assume that we have a model of a system and some properties/specification that the system is intended to fulfill. Formal verification of a system formally proves the conformance between the model and the specification. Software verification [42, 43] is to assure that software fully satisfy all the expected requirements. Fig. 2 depicts the main artefacts that are involved in software verification.

One approach and formation of formal verification is model checking [44]. The model checking problem involves the construction of an abstract model \mathcal{M} , in the form of variations on finite state automata, and the construction of specification formulas ϕ , in the form of variations on temporal logic [45]. The model checking problem involves establishing that the model semantically entails the specification:

$$\mathcal{M} \models \phi$$

The verification algorithm used in model checking explores exhaustively the model to ensure that the formula ϕ holds. In order to guarantee termination, such an approach requires that the set of reachable states is finite. Some infinite models where infinite sets of states can be effectively represented finitely by using abstraction or taking advantage of symmetry. Implementation techniques of model checking include state space enumeration, symbolic state space enumeration, abstract interpretation, symbolic simulation and abstraction refinement, etc. The properties to be verified are often described in temporal logics such as linear temporal logic (LTL) and computational tree logic (CTL). The great advantage of model checking is its full automation. But its primary disadvantage is that it does not in general scale to large systems. Symbolic models are typically limited to a few hundred bits of state, while explicit state enumeration requires the state space being explored to be relatively small.

The other verification approach is theorem proving. It proves that a system satisfies a specification by deductive reasoning. The system model and specification are expressed as formulas in

formal logics. Required relationship (logical equivalence/logical implication) is described as a theorem to be proved within the context of a proof calculus. A collection of mathematical proof obligations are generated from the system and specification and proved to show the holding of the theorem. The truth of proof obligations implies correctness of the system, which means the conformance of the system to its specification. The proof obligations can be checked using theorem provers or SMT solvers. It is a purely syntactic matter to decide whether each theorem is an axiom or follows from previous theorems (axioms) by inference rules.

The calculi used in the theorem proving approach to software verification is first introduced by Hoare. The calculus uses the pre- and post-conditions [46] to reason about program correctness. Hoare’s approach to prove correctness introduces the concept of a “Hoare triple”, which is a formula in the following form:

$$\{\phi_{PRE}\}P\{\phi_{POST}\}$$

The formula means if precondition ϕ_{PRE} holds before program P starts, ϕ_{POST} holds after the execution of P when the program P terminates. In this calculus, axioms and inference rules are used to derive ϕ_{POST} based on ϕ_{PRE} and P . Dijkstra extends Hoare’s ideas in the concept of “predicate transformers” which, instead of starting with a pre-condition and post-condition, starts with a post-condition and uses the program code to determine the pre-condition that needs to hold to establish the post-condition [47].

A key difference between theorem proving and model checking is that theorem provers do not exhaustively visit the system’s state space to verify properties. Consequently, a theorem prover can reason about infinite state spaces. This can be achieved because a theorem prover reasons about constraints on states, not instances of states. While theorem provers have distinct advantages over model checkers, deductive verification also have its drawbacks. The proofs for systems of practical size can be extremely large. It typically requires the users to understand in detail how the system works correctly and to convey this information to verification systems. It leads to theorem provers requiring a great deal of user expertise and efforts.

3. State of the Art

As described in Subsection 2.2, software verification consists of specifying (produce the properties and specification), modeling (produce the model) and verifying the software. Due to importance of security policies in MILS architecture, we highlight typical definitions of security policies supported by separation kernels. In this section, we first survey the formalizations of security policies and properties. Then, we present formal specification and models of separation kernels. Finally, we survey the formal verification of separation kernels.

Firstly, we distinguish the concepts of “security policy”, “security property” and “security model”. Security policies or properties define security requirements of separation kernels. Separation kernels are represented by security models [48], which are the abstraction of concrete kernel implementations. Thus, security models of separation kernels are the formal models. Security policies and properties are formulas represented in first- or high-order logics. Preservation of them on security models means the security of separation kernels.

3.1. Formalization of Security Policies and Properties

In literature, formalization and verification of security policies and properties mainly concern the policies of separation kernel architectures (e.g., MILS and SKPP) and security properties such as data separation, information flow security and temporal separation. This subsection presents the formalizations of these policies and properties.

3.1.1. MILS and SKPP Security Policies

A formal specification of what the system allows, needs and guards against is called a formal policy. Two typical security policies for MILS architecture based on separation kernels are the inter-partition flow policy and the partitioned information flow policy. The inter-partition flow policy is a sort of security policies for original separation kernel [1] on MILS. Separation kernels map the set of exported resources (such as resources allocated to a partition, communication objects) into partitions: $resource_map : resource \rightarrow partition$. The inter-partition flow policy [37] can be expressed abstractly in a partition flow matrix, whose entries indicate the mode of the flow, $partition_flow : partition \times partition \rightarrow mode$. The mode indicates the direction of the flow, for instance $partition_flow(P_1, P_2) = W$ means that the partition P_1 is allowed to write to any resource in P_2 . Resources in a given partition are treated equivalently w.r.t. the inter-partition flow policy.

“SKPP specifies the security functional and assurance requirements for a class of separation kernels. Unlike those traditional security kernels which perform all trusted functions for a secure operating system, a separation kernel’s primary security function is to partition (viz. separate) the subjects and resources of a system into security policy-equivalence classes, and to enforce the rules for authorized information flows between and within partitions. [15]” It mainly addresses security evaluations of separation kernels at EAL 6 and EAL 7 of Common Criteria.

The SKPP enforces a compound security policy, Partitioned Information Flow Policy (PIFP), with requirements at the gross partition level as well as at the granularity of individual subjects and resources. The exported resources, partitions and allowed flows are specified in a configuration-vector input to separation kernels during their initialization. A subset of the exported resources are active and are commonly referred to as *subjects*. Flows occur between a subject and a resource, and between the subject’s partition and the resource’s partition, in a direction defined by a *mode*. In *read* mode, the subject is the destination of the flow. In *write* mode the subject is the source of the flow. Fig. 3 illustrates an allocation of TOE (Target of Evaluation, a concept in CC) resources. The resources inside of each rectangle are bound to that partition. Allowed information flows are indicated by the directed arrows. Information flows are also shown, for example, Subject 2 is allowed to write Resource 6 and Subject 3 is allowed to read Resource 9. With this policy abstraction, subjects in a partition can have different access rights to resources in another partition. Resources 7, 8 and 10 are included to illustrate this finer grained control of information flows.

SKPP defines a partition-to-partition policy ($P2P_p$) and a subject-to-resource ($S2R_p$) policy (also known as a *least privilege policy*), associated with each policy are the rules regarding flows, P2P and S2R respectively:

$$\begin{aligned} S2R &: [s : subject, r : resource, m : mode] \\ P2P &: [sub_p : partition, res_p : partition, m : mode] \end{aligned} \quad (1)$$

The PIFP policy of SKPP is:

$$\begin{aligned} ALLOWED([s : subject, r : resource, m : mode]) = \\ S2R_p \in sys.policy \rightarrow (\\ S2R(s, r).m = allow \vee \\ (S2R(s, r).m = null \wedge P2P(s.p, r.p).m = allow) \\) \wedge P2P_p \in sys.policy \rightarrow P2P(s.p, r.p).m = allow \end{aligned} \quad (2)$$

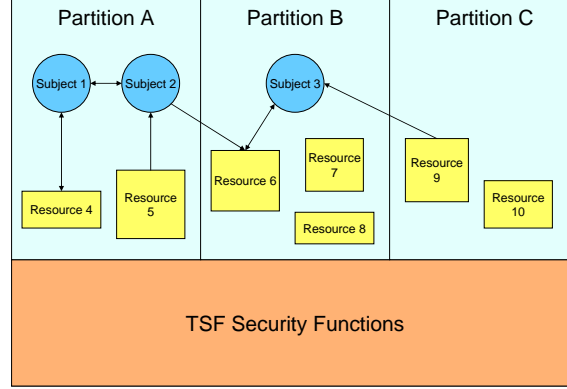


Figure 3: Allocation of TOE Resources [15]

where *sys.policy* indicates which policies are configured to be active. In the $S2R_p$ policy, the $S2R$ rules override the $P2P$ rules everywhere except there is a null entry in the $S2R$ rule set. Note that the $S2R_p$ policy is defined to reference the $P2P$ values regardless of whether the $P2P_p$ policy itself is active.

The separation kernels of VxWorks MILS, LynxSecure, INTEGRITY-178B and PikeOS meet the security functionalities and security assurance requirements in SKPP.

3.1.2. Data Separation Properties

Data separation requires that resources of a partition must be completely independent of other partitions.

- MASK Separation Properties

The Department of Defense set out in 1997 to formally construct a separation kernel, a Mathematically Analyzed Separation Kernel (MASK) [49, 50], which has been used by Motorola on its smart cards. MASK regulates communication between processes based on separation policies. The separation policies of MASK includes two separation axioms: the *communication policy* and an anonymous policy. In the abstraction of MASK separation kernel, *Multiple Cell Abstraction (MCA)* describes the system. The *Init* and *Next* operations evolve the system. A *Cell* or *Single Cell Abstraction (SCA)* is a domain of execution or a context, which consists of a collection of strands. Each strand is a stream of instructions to be executed when a message is input to a strand of a cell. The communication policy is as follows.

$$\begin{aligned} Fiber_y(MCA) &\neq Fiber_y(Next_x(MCA)) \\ &\Rightarrow Communicates(x, y) \end{aligned} \quad (3)$$

where $Fiber_y$ determines the SCA corresponding to the CellID y in the subscript, $Next_x$ advances the system state by advancing the cell indicated by the subscript x . The policy states that if the fiber of cell y changes as the result of advancing the state of cell x , it must be the case that x is permitted to communicate with y . The second separation constraint upon cells is as follows.

$$\begin{aligned}
Fiber_x(MCA_1) &= Fiber_x(MCA_2) \Rightarrow \\
Fiber_y(MCA_1) &= Fiber_y(MCA_2) \Rightarrow \\
Fiber_y(Next_x(MCA_1)) &= Fiber_y(Next_x(MCA_2))
\end{aligned} \tag{4}$$

The policy represents that if an action by cell x is going to change the state of cell y , the change in the state of y depends only on the states of x and y . In other words, the new state of y is a function of the previous states of x and y .

- ED Data Separation Properties

To provide evidence for a CC evaluation of the ED (Embedded Devices) separation kernel to enforce data separation, five subproperties, namely, No-Exfiltration, No-Infiltration, Temporal Separation, Separation of Control and Kernel Integrity are proposed to verify the kernel [24, 25]. The Top Level Specification (TLS) is used to provide a precise and understandable description of the allowed security-relevant external behavior of ED's separation kernel and to make the assumptions on which the TLS is explicitly based. TLS is also to provide a formal context and precise vocabulary to define data separation properties. In TLS, the state machine representing the kernel behavior is defined in terms of an input alphabet, a set of states, an initial state and a transform relation describing the allowed state transitions. The input alphabet contains internal events (cause the kernel to invoke some process) and external events (performed by an external host). The state consists of the id of a partition processing data, the values of the partition's memory areas and a flag to indicate sanitization of each memory area.

The No-Exfiltration Property states that data processing in any partition cannot influence data stored outside the partition, which is formulated as follows.

$$\begin{aligned}
s, s' &\in S \wedge s' = T(s, e) \wedge \\
e &\in P_j \cup E_j^{In} \cup E_j^{Out} \wedge \\
a &\in \mathcal{M} \wedge a_s \neq a_{s'} \\
&\Rightarrow a \in A_j
\end{aligned} \tag{5}$$

where s and s' are states and s' is the next state of s transited by an event e in the partition j . P_j is the internal event set of the partition j . E_j^{In} is the set of external events writing into or clearing the input buffers of the partition j . E_j^{Out} is the set of external events reading from or clearing the output buffers of the partition j . For any memory area a of the system (\mathcal{M}), a is a memory area in the partition j (A_j), if the value of a in state s and s' are not equal.

The No-Infiltration Property states that data processing in a partition is not influenced by data outside that partition, which is formulated as follows.

$$\begin{aligned}
s_1, s_2, s'_1, s'_2 &\in S \wedge s'_1 = T(s_1, e) \wedge \\
s'_2 &= T(s_2, e) \wedge (\forall a \in A_i) a_{s_1} = a_{s_2} \\
&\Rightarrow (\forall a \in A_i) a_{s'_1} = a_{s'_2}
\end{aligned} \tag{6}$$

The Separation of Control Property states that when data processing is in progress in a partition, no data is being processed in other partitions until processing in the first partition terminates, which is formulated as follows.

$$\begin{aligned}
s, s' &\in S \wedge s' = T(s, e) \wedge \\
c_s &\neq j \wedge c_{s'} \neq j \\
&\Rightarrow (\forall a \in A_j) a_{s'_1} = a_{s'_2}
\end{aligned} \tag{7}$$

where c_s is the id of the partition that is processing data in state s .

The Kernel Integrity Property states when data processing is in progress in a partition, the data stored in the shared memory area do not change, which is formulated as follows.

$$\begin{aligned} s, s' \in S \wedge s' = T(s, e) \wedge e \in P_i \\ \Rightarrow G_s = G_{s'} \end{aligned} \quad (8)$$

where G is the single shared memory area and contains all programs and data not residing in any memory area of partitions, P_i is the internal event set of the partition i .

3.1.3. Information Flow Security Properties

In the domain of operating systems, state-event based information flow security properties are often applied [51]. We present two major categories of information flow security properties: the GWV policy and noninterference.

- GWV Policy

Greve, Wilding and Vanfleet propose the GWV security policy in [52] to model separation kernels. The separation axiom of this policy is as follows.

$$\begin{aligned} selectlist(segs, st1) &= selectlist(segs, st2) \wedge \\ current(st1) &= current(st2) \wedge \\ select(seg, st1) &= select(seg, st2) \\ \Rightarrow \\ select(seg, next(st1)) &= select(seg, next(st2)) \end{aligned} \quad (9)$$

where $segs = dia(seg) \cap segsofpartition(current(st1))$. The security policy requires that the effect on an arbitrary memory segment seg of the execution of one machine step is a function of the set of memory segments that are both allowed to interact with seg and are associated with the current partition. In this formula, the function $select$ extracts the values in a machine state that are associated with a memory segment. The function $selectlist$ takes a list of segments and returns a list of segment values in a machine state. The function $current$ calculates the current partition given a machine state. The function $next$ models one step of computation of the machine state. It takes a machine state as the argument and returns a machine state that represents the effect of the single step. The function dia takes a memory segment name as the argument and returns a list of memory segments that are allowed to effect it. The function $segsofpartition$ returns names of the memory segments associated with a particular partition. The detailed information about the meaning of a machine state and the $next$ function of states are explained in [53]

The GWV security policy has been well known and accepted in industry [54, 55, 56]. The PVS formalization of GWV policy has been provided by Rushby [57], the proposer of the separation kernel concept. The GWV policy is changed/extended in [53, 58]. The original GWV model ignores that these segments belong to a partition and is too powerful for commercial microprocessors and operating systems. The dia function is weakened by allowing communication between segments of the same partition in [53] as follows.

$$\begin{aligned} seg \in segsofpartition(p) &\Rightarrow \\ segsofpartition(p) &\in dia(seg) \end{aligned} \quad (10)$$

The *dia* function is extended by a restriction considering partition names, $diaStrong(seg, p) \subset dia(seg)$, in [58]. In [58], the GWV policy is extended by the *subject*. A subject is an active entity which operates on segments of a GWV partition. The extended GWV policy is as follows.

$$\begin{aligned}
current(st1) &= current(st2) \wedge \\
currentsubject(st1) &= currentsubject(st2) \wedge \\
select(seg, st1) &= select(seg, st2) \wedge \\
selectlist(segs, st1) &= selectlist(segs, st2) \\
\Rightarrow \\
select(seg, next(st1)) &= select(seg, next(st2))
\end{aligned} \tag{11}$$

where $segs = diastrong(seg, current(st1)) \cap segsofpartition(current(st1))$. The extended GWV policy has been applied to formally specify the PikeOS [58].

The GWV policy is only applicable to a class of systems in which strict temporal partitioning is utilized and kernel state cannot be influenced by execution of code within partitions. The GWV theorem has been shown to hold for the AAMP7G's hardware-based separation kernel [18]. The AAMP7G's kernel is very static. The original GWV theorem is only applicable to such strict static schedulers. The GWV policy is sound but not complete [59]. In GWV, *dia* function only expresses the direct interaction between segments. It is extended by multiple active "Agent" in GWVr1 [59] that moving data from one segment to another segment is under control of one agent. GWVr1 is similar to the *diastrong* function in [58]. For more dynamic models, a more general GWV theorem, GWVr2 [59], uses a more generalized influence between segments, the information flow graph, to specify the formal security policy. The information flow graph enables system analysis and can be used as foundation for application level policies. The GWVr2 is used to formal analysis for the INTEGRITY-178B separation kernel [23]. More theoretical discussion of GWVr1 and GWVr2 is in [56].

- Noninterference

The concept of noninterference is introduced in [48] in order to provide a formal foundation for the specification and analysis of security policies and the mechanisms to enforce them. The intuitive meaning of noninterference is that a security domain u cannot interfere with a domain v if no action performed by u can influence subsequent outputs seen by v . The system is divided into a number of *domains*, and the allowed information flows between domains specified by means of an information flow policy \rightsquigarrow , such that $u \rightsquigarrow v$ if information is allowed to flow from a domain u to a domain v . The standard noninterference is too strong and not able to model channel-control policies. Thus, the intransitive noninterference is introduced, which uses a $sources(\alpha, u)$ function to identify those actions in an action sequence α that their domain may influence the domain u . Rushby [60] gives a standard definition of intransitive noninterference as follows.

$$noninterference \equiv \forall \alpha u. (s_0 \triangleleft \alpha \stackrel{u}{\triangle} s_0 \triangleleft ipurge(\alpha, u)) \tag{12}$$

where $ipurge(\alpha, u)$, defined based on $sources(\alpha, u)$, removes the actions from the action sequence α that their domains cannot (directly or indirectly) interfere with u . A system is secure for the policy \rightsquigarrow , if for each domain u and each action sequence α , the final states of executing α and α' (α' is the result of removing actions that their domain can not influence u) from the initial state s_0 are observed equivalently for u .

The intransitive noninterference is usually chosen to formally verify information flow security of general purpose operating systems or separation kernels [51].

Classical noninterference is concerned with the secrets that events introduce in the system state and that are possibly observed via outputs [61]. Although noninterference is adequate for some sorts of applications, there are many others considering the prevention of secret information leakage out of the domains it is intended to be confined to. Language-based information flow security typically considers the information leakage and has two domains: *High* and *Low*. It is generalized to arbitrary multi-domain policies in [61] as a new notion *nonleakage*. As pointed out in [62] that it is important to combine language-based and state-event based security, and a new notion *noninfluence* which is combination of nonleakage with traditional noninterference [60] is proposed in [61].

A system is nonleaking if and only if for any states s and t and a domain u , the final states after executing any action sequence α in s and t are indistinguishable for u if s and t are indistinguishable for all domains ($sources(\alpha, u)$) that may (directly or indirectly) interfere with u during the execution of α . The nonleakage is defined as follows.

$$nonleakage \equiv \forall \alpha \ s \ u \ t. s \stackrel{sources(\alpha, u)}{\approx} t \longrightarrow s \triangleleft \alpha \stackrel{u}{\simeq} t \triangleleft \alpha \quad (13)$$

Combination of noninterference and nonleakage introduces the notion *noninfluence* as follows.

$$noninfluence \equiv \forall \alpha \ s \ u \ t. s \stackrel{sources(\alpha, u)}{\approx} t \longrightarrow s \triangleleft \alpha \stackrel{u}{\simeq} t \triangleleft ipurge(\alpha, u) \quad (14)$$

The *nonleakage* and *noninfluence* are applied in formal verification of seL4 separation kernel in [63].

3.1.4. Temporal Separation Properties

Temporal separation usually concerns sanitization/period processing. A sanitization property (called Temporal Separation) on ED separation kernel is defined in [25] as follows to guarantee that the data areas in a partition are clear when the system is not processing data in that partition.

$$\begin{aligned} & (\forall s \in S, 1 \leq i \leq n) \ c_s = 0 \\ \Rightarrow & D_{i,s}^1 = 0 \wedge \dots \wedge D_{i,s}^k = 0 \end{aligned} \quad (15)$$

where c_s is the id of a partition that is processing data in state s . c_s is 0 means that no data processing in any partition is in progress. $D_{i,s}^1 = 0, \dots, D_{i,s}^k = 0$ means that all data areas in the partition i are clear. Satisfaction of this property implies that no data stored in the partition during one configuration of this partition can remain in any memory area of a later configuration of that same partition.

3.1.5. Formal Comparison of Policies and Properties

As presented in previous subsections, security policies and properties for separation kernels have been studied in literature, and they are formalized in different specification and verification systems, e.g., ACL2, Isabelle/HOL and PVS. Formal comparison of them to clarify the relationships can establish a substantial foundation for formal specification and verification of separation kernels.

In [61], the notions of noninterference, nonleakage and noninfluence are defined based on the same state machine and formally compared. The author states that noninfluence is semantically equal to the conjunction of noninterference and nonleakage.

In [64], the GWV policy and Rushby's noninterference are formally compared in detail. The authors present a mapping between the objects and relations of the two models. The conclusion is that GWV is stronger than Rushby's noninterference, i.e., all systems satisfying GWV's Separation also satisfy Rushby's noninterference.

3.2. Formal Specification and Models

The formal specification and models of separation kernels present a significant contribution to formal verification. Here, we only discuss the models for formally developing separation kernels. Models targeted at formal verification are surveyed in the next Subsection. In formal development, the specification may be used as a guide while the concrete implementation is developed during the design process. We present typical specification and models of separation kernels in turn.

- Craig's Z model of separation kernel

Following the earlier book on the modelling of operating system kernels [65] that shows it is possible and relatively easy to specify small kernels and refine them to the running code, Craig [66] concerned entirely with the specification, design and refinement in Z [67] to executable code of operating system kernels, one of which is a separation kernel, to demonstrate that the refinement of formal specification of kernels is possible and quite tractable. The separation kernel in this book is a microkernel for cryptographic and other secure applications.

Craig provides a substantial work on a formal separation kernel model which delivers the majority of separation kernel requirements and functionalities [68]: (1) Process table for basic process management; (2) Process spatial separation in terms of non-overlapping address space allocation; (3) Communication channels by the means of an asynchronous kernel-based messaging system; (4) Process temporal separation using a non-preemptive scheduler and the messaging system; (5) Kernel protection by employing external process identifiers and clear interfaces for processes. Also, a secure kernel exit is defined in case of invalid interface access; (6) Exported kernel resources as device processes; (7) Separation and principle of least privilege for device processes by providing special interfaces within the kernel and otherwise treating them as other processes; (8) Synchronous user process - device interaction by supporting priority execution for devices; (9) Basic verification of several kernel properties using mathematical proofs.

The formal specification is relatively complete and the refinements reach the level at which executable code in a language such as C or Ada can be read off from the Z specification. Separation kernels frequently need threads/tasks inside each partition. In the Craig's model, it make no mention of threads. It is considered that threads can be included by simple modifications to the specification. Hardware is not the emphasis in their work. The Intel IA32/64 hardware operations at a level of detail are specified in the model, which is adequate for the production of the tiny amounts of assembly code required to complete the kernel. Finally, all of the work in their book is done by hand including the specification and proofs.

- Z model of separation kernel in Verified Software project

Formal modelling of separation kernels [69, 68] is part of a pilot project in modelling OS kernels within an international Grand Challenge (GC) in Verified Software [70, 13]. The objective of this

work is to provide proofs of the correctness of a formal specification and design of separation kernels. They start from Craig’s formal model [66] and take into account separation kernel requirements in [1] and SKPP [15].

The Craig’s original model is typeset by hand and includes several manual proofs. Mechanisation of the separation kernel requires Craig’s all hand-written Z models to be recreated in a Z tool. The specification is augmented in [69, 68] using Z notation [71] by mechanising it in the Z/Eves theorem prover. All proofs in [66] are also declared and proved using the Z/Eves prover. As a result, syntax errors in Craig’s specification are eliminated, model feasibility and API robustness are verified, and missing invariants and new security properties to guarantee correct operations are found. The upgraded formal model is fully proved mechanically.

The full separation of processes is not achieved and verified in [69, 68]. The upgraded formal model focuses on the core data structures within a separation kernel, such as the process table, queue and scheduler. Craig’s scheduler model is significantly improved. Certain properties about the scheduler (e.g., the scheduler deadlock analysis) are able to be formulated and proved by translating verbal requirements to mathematical invariants and improving design of the specification. Other components, such as messaging or memory management, are not mechanised.

- B model of a secure partitioning kernel

The B Method [72] has been used for the formal development of a secure partitioning kernel (SPK) in the Critical Software company [73]. The novelty of this work in the formal methods community is an extra challenge to apply the B Method outside its usual application domain (railway and automotive).

In this work, a complete development of a high-level model of the SPK is built initially. The high-level models constitute a complete architectural design of the system, and is animated and validated by the ProB [74]. Abstract model of SPK in high-level consists of memory management, scheduling, kernel communication, flow policy, and clock. The validated high-level models can be refined for a completely formally developed SPK. As a first step to this task, the PIFP policy, which is part of the SPK, is refined to a level where C code can be automatically generated from it. The refinement process that leads to the implementation of the PIFP is carried out with the assistance of Atelier B. Finally, an open source micro kernel, PREX, is adopted to integrate the proposed PIFP. They demonstrate the feasibility of applying formal methods only to parts of the system.

- B model of OS-K separation kernel

A separation kernel based operating system has been designed for use in secure embedded systems by applying formal methods to the design of the separation kernel, OS-K [75]. The separation kernel layer and the additional OS services on top of it are prototyped on the Intel IA-32 architecture. The separation kernel is designed using two formal methods: the B method and the Spin model checker. The B method is adopted as formal design, and Spin for verification via model checking.

The separation kernel is a small OS kernel that provides an abstract distributed environment to partitions on a single processor. The separation kernel layer provides several functions: partition management, inter-partition communication, access control for inter-partition communication, memory management, timer management, processor scheduling, I/O interrupt synchronization for device driver operation and interrupt handling. The separation kernel provides the access-control function for inter-partition communication, which provides the only linkage between

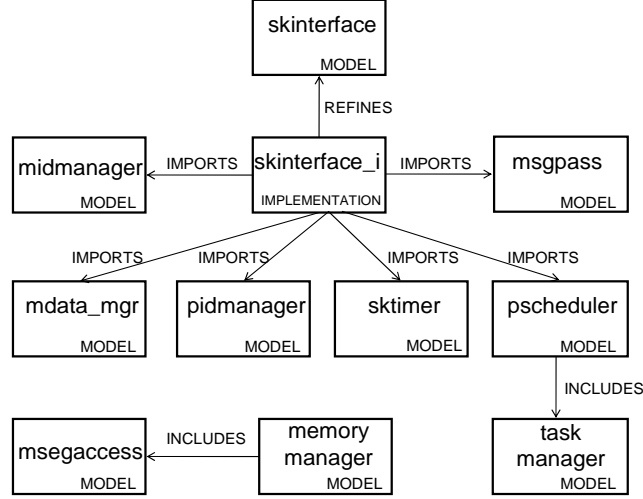


Figure 4: Main components of OS-K separation kernel in classical B description [75]

separated partitions. In the IA-32 architecture based implementation of the separation kernel, two memory-protection features of the IA-32 architecture are utilized: the ring protection feature of the IA-32 architecture is used to protect the memory area of the separation kernel against access by the processes and the partition OSs; each partition is assigned a local descriptor table in which the partition segments are registered to isolate the partition memory spaces.

The specification of the separation kernel in the proposed architecture is described in classical B method. The main components and their relationships are outlined in Fig. 4.

Abstract machines are described as **MODELS**. The *skinterface* **MODEL** is the interface of the OS-K separation kernel to upper layers and describes the main functions of message passing, scheduler, the timer, I/O synchronization and the interrupt handler. Other **MODELS** are imported and called by the **IMPLEMENTATION** of *skinterface*, *skinterface.i*.

The **MODELS** are also refined to the **IMPLEMENTATION** description by converting the non-deterministic sections to sequential processing. Proof obligations of their B model are generated and verified in B4free tools. There are more than 2,700 proof obligations and almost all of them are proved automatically in B4free tools.

3.3. Formal Verification

As introduced in Section 2, the typical properties of separation kernels are data separation, information flow security, fault isolation and temporal separation. The first three properties are collectively called “spatial separation” properties. Therefore, we categorize formal verification works on separation kernels into spatial and temporal separation verification in this subsection.

3.3.1. Spatial Separation Verification

Most related work on formally verifying separation kernels consider both the data separation and information flow security. Here, we present significant research works of spatial separation

verification. Due to the importance of data separation and information flow security properties for separation kernels, we finally highlight a general verification approach for these properties.

- ED Separation Kernel

A novel and practical approach to verify security of separation kernels code which substantially reduces the cost of verification is presented in [24, 25]. The objective of this project is to provide evidence for a CC evaluation of the ED (Embedded Devices) separation kernel to enforce data separation. The ED separation kernel contains 3,000 lines of C and assembly code. The code is annotated with pre- and post-conditions in the style of Hoare and Floyd in advance. A security property of interest is also given.

The code verification process consists of five steps: (1) Producing a Top-Level Specification (TLS) of the separation-relevant behavior of the kernel. The TLS of the kernel behavior is represented in a state machine model. (2) Formally expressing the security property as a property of the state machine model. The data separation proved in this paper consists of five subproperties, namely, No-Exfiltration, No-Infiltration, Temporal Separation, Separation of Control and Kernel Integrity. All the five properties are preserved under refinement. (3) Formally verifying that the TLS enforces data separation. The TLS and the properties are expressed in TAME (Timed Automata Modeling Environment), a front end to the mechanical prover PVS. They interactively construct TAME proofs to show that the TAME specification satisfies each property. (4) Partitioning the code into three categories, Event, Other and Trusted Code, based on some criterion determined by the property of interest. The Other Code is the kernel code which does not correspond to any behavior defined by the TLS and can be ignored while be verified. The cost of code verification is dramatically reduced since the Other Code comprises more than 90 percent of the kernel code. (5) Demonstrating that the kernel code conforms to the TLS. They define two mapping functions to establish correspondence between the TLS and kernel code. A mapping establishes correspondence between concrete states in the code and abstract states in the TLS. Another maps the pre- and post-conditions of the TLS events to the pre- and post-conditions that annotate the corresponding Event Code.

They adopt the natural language representation of the TLS and the size of the TLS is very small, which only takes 15 pages. It can simplify communication with the other stakeholders, changing the specification when the kernel behavior changed, translating the specification into TAME and proving that the TLS enforced data separation. They use 2.5 weeks to formulate the TLS and the data separation property, 3.5 weeks to produce the TAME model and formally verify that the TLS enforces data separation, and 5 weeks to establish conformance between code and TLS. The cost of formal verification is much lower than the verification effort on seL4 kernel [30, 31] where they translated almost all of source code to the Isabelle/HOL description.

- AAMP7G microprocessor

The AAMP7G and its previous version AAMP7 microprocessor of Rockwell Collins are hardware implementation of separation kernels. They are designed for MILS architecture systems. They have been certified by the National Security Agency as MILS devices. The AAMP7G supports simultaneous processing at all security levels - from unclassified through top secret. The AAMP7 and AAMP7G design is mathematically proved to achieve MILS using formal methods techniques as specified by EAL 7 of CC [55, 18].

The AAMP7G provides a novel architectural feature, *intrinsic partitioning*, that enables the microprocessor to enforce an explicit communication policy between applications. This mechanism simplifies the construction of systems composed of several applications that operate on the

microprocessor concurrently. Applications that reside on the AAMP7G can be developed and verified without regard to the behavior of applications residing in other partitions.

Rockwell Collins has performed a formal verification of the AAMP7G partitioning system using the ACL2 theorem prover. They first establish a formal security specification, AAMP7G GWV theorem, which is the intrinsic partitioning separation theorem [55]. This theorem is an instantiation of GWV policy [52]. Then, they produce an abstract model of the AAMP7G's partitioning system and a low-level model that directly corresponded to the AAMP7G microcode. In the low-level model, each line of microcode is modeled by how it updates the state of the partition-relevant machine. The entire AAMP7G model is approximately 3,000 lines of ACL2 definitions. The AAMP7G GWV theorem is proved using ACL2. The proof is decomposed into three main pieces: proofs to validate the correctness theorem, proofs that the abstract model meets the security specification, and proofs that the low-level model corresponds with the abstract model.

The AAMP7G GWV theorem is as follows. The theorem involves abstract and functional (low-level) models of the AAMP7G. The theorem is about the behavior of the functional model, but they express the theorem about an abstract model of the AAMP7G that has been “lifted” from a functional model. In this way, the expression of the theorem is simplified. Moreover, the behavior of the most concrete model of the AAMP7G is also presented to ensure that the theorem is about the “real” AAMP7G.

$$\begin{aligned} & \text{secure_config}(spex) \wedge \\ & spex_hyp(spex, fun_st1) \wedge \\ & spex_hyp(spex, fun_st2) \Rightarrow \end{aligned}$$

$$\begin{aligned} & (raw_selectlist(segs, abs_st1) \\ & = raw_selectlist(segs, abs_st2) \wedge \\ & current(abs_st1) = current(abs_st2) \wedge \\ & raw_select(seg, abs_st1) = raw_select(seg, abs_st2) \\ & \Rightarrow \\ & raw_select(seg, lift_raw(spex, next(spex, fun_st1))) \\ & = raw_select(seg, lift_raw(spex, next(spex, fun_st2)))) \end{aligned}$$

where $abs_st1 = lift_raw(spex, fun_st1)$, $abs_st2 = lift_raw(spex, fun_st2)$ and $segs = dia_fs(seg, abs_st1) \cap segs_fs(current(abs_st1), abs_st1)$.

- PikeOS

PikeOS [76] is a powerful and efficient para-virtualization real-time operating system based on a separation microkernel. The PikeOS partitioning system, in conjunction with its internal protection mechanisms, provides the highest available level of safety and security. The Verisoft XT¹ project has an Avionics subproject [19, 20, 77] to prove functional correctness of all system calls of the PikeOS (i.e., the functionality that the kernel provides to guest systems) at the source

¹<http://www.verisoftxt.de/StartPage.html>

code level using the VCC verification tool ². They propose a simulation theorem between a top-level abstract model and the system consisting of the kernel and user programs running in alternation on the real machine. They identify the correctness properties of all components in the trace that are needed for the overall correctness proofs of the microkernel.

The separation kernel of PikeOS is also proved in [22] considering the memory separation. The PikeOS architecture consists of two major components: a micro-kernel and a para-virtualisation layer. The para-virtualisation layer is implemented on the top of the micro-kernel and provides separated execution partitions for user applications. The para-virtualisation layer is a separation kernel. Because a mixed-criticality system built on PikeOS relies on the correct implementation of the separation mechanisms, their verification efforts consider the separation for memory. They formally verify the memory manager which is one of the crucial components of PikeOS separation kernel. The verification is carried out on the level of the source code using the VCC tool.

PikeOS supports virtualization of memory such that user applications run in their own virtual memory. In addition the kernel memory manager assigns to partitions pieces of memory which are organized in pages. After boot-time initialization, partitions have been statically assigned memory pages. At run-time these pages dynamically store data structures used by the partitions. They consider strict separation of kernel memory partitions at run-time and prove that the memory manager does not violate the predefined partitioning of memory, i.e., the run-time reallocations of pages between data structures within a partition do not cause any violation of the static allotment of memory between partitions. Unlike GWV security policy which appears too fine-grained, they follow a more straight-forward approach in formulating the separation property, which states that “all memory accesses in the kernel preserve an initial disjoint partitioning of memory and obey a security policy where a thread is only allowed to access memory from its assigned partition [22]”.

It is easy to informally describe the desired separation property, but infeasible to define directly in the specification language supported by code annotation tools like VCC and Frama-C ³. Therefore, they break down the high-level, non-functional requirement into functional memory manager properties, which can be proved by the VCC tool. Their three memory manager properties are (1) the memory manager has the desired functionality, (2) a thread may only allocate and free memory belonging to its partition, and (3) a call to the memory manager does not alter the partitioning of memory locations. Other seven assumptions are also introduced. They prove that correctness of the three properties and seven assumptions implies their separation property. To the end they prove that the memory manager does not violate the predefined partitioning of memory, which means that there is no unintended information flows between partitions.

The GWV security policy has also been applied to verify the PikeOS separation kernel in [58]. They extend the GWV policy with subjects to resolve the problem that the same current partition can have different active tasks. They also show a modular way to apply the GWV policy for the two layers of PikeOS. In PikeOS, the separation kernel is built on top of a micro-kernel. The separation functionalities are based on the resource separation provided by the micro-kernel. Thus, security policies have to exist on both the micro- and the separation kernel levels. They apply the GWV policy on both components and formally show that the policy on the micro-kernel level implies the policy on the level of the separation kernel. The modular and reusable

²<http://research.microsoft.com/en-us/projects/vcc/>

³<http://frama-c.com/>

application of the security policy reduces the number of formal models, and hence the number of artifacts to certify.

The *subject* extended GWV policy is showed in Formula 11. In the micro-kernel model, the major abstractions are tasks and threads, which are corresponding to subjects and partitions in the extended GWV theorem respectively. The *segment* is instantiated as the physical address in the memory. In the separation kernel model, they add the “partition”, and separate the tasks of micro-kernel model and physical addresses of the memory into different partitions. In the GWV policy of separation kernels, the *task* is hidden and the owner-member relationships between partitions and tasks, tasks and threads are reserved. Partitions and threads in the separation kernel layer are abstracted as *partition* and *subject* of the extended GWV policy. All models are formalised in the Isabelle/HOL theorem prover.

- INTEGRITY-178B

The INTEGRITY-178B separation kernel of Green Hills Software was formally analysed and obtained a CC Certificate at the EAL 6+ level on September 1, 2008 [23]. The INTEGRITY-178B evaluation requirements for EAL 6+ specify five elements that are either formal or semi-formal: (1) The Security Policy Model which is a formal specification of the relevant security properties of the system; (2) Functional Specification which is a formal representation of the functional interfaces of the system; (3) High-Level Design which is a semi-formal and abstract representation of the system; (4) Low-Level Design which is a semi-formal, but detailed representation of the system; (5) Representation Correspondence to demonstrate the correspondence between pairs of the above four elements.

Considering that the original GWV theorem [52] is only applicable to strict static kernels, they adopt the GWVr2 [56] theorem as the Security Policy Model because INTEGRITY-178B’s scheduling model is much more dynamic. The GWVr2 theorem is $system(state) = system^*(graph, state)$. This theorem means that the *system* and *system** produce identical results for all inputs of interest. It implies that the graph used by *system** completely captures information flows of the system.

The system is modelled as a state transition system that receives the current state of the system as inputs, as well as any external inputs, and produces a new system state, as well as any external outputs. This state transition is expressed as $state' = system(state)$, where the external inputs and outputs are also contained in the system state structure. The system can be represented by S (the number of state elements plus the number of output elements) copies of the original system, each producing one element of the next state or output. Each of these S systems can be fed with only the elements of the current state and inputs that are necessary for it to compute its result. A system that takes a current state and input elements, maps the appropriate inputs to S copies of the system, and then maps the S resulting elements into the next state and external outputs is denoted as *system**. The *system** maps the graph that specifies how the current state and inputs elements are mapped to the S subsystems and current state to the next system state, expressed as $state' = system^*(graph, state)$.

The low-level design specification is modelled in ACL2 which has one-to-one correspondence with the implementation C source code. It simplifies the “code-to-spec” review during CC certification. In order to prove the GWVr2 theorem on the ACL2 model, they first prove two lemmas w.r.t. each function in this model. The *Workhorse* Lemma states that the function’s graph sufficiently captures the dependencies in the data flows of the function. The *ClearP* Lemma states that all of the changes to state performed by a function are captured by the function’s graph. Once these two lemmas are proved, it is straightforward to prove the GWVr2 theorem.

- PROSPER separation kernel

The information flow security for a simple ARM-based separation kernel, PROSPER, has been formally verified by proving the bisimulation between the abstraction specification and the kernel binary code, where communication between partitions is explicit and information flow is analyzed in presence of such communication channels [78].

The PROSPER kernel consists of 150 lines of assembly code and 600 lines of C code. Their system model only considers two partitions that are respectively executed on two separate special ARMv7 machines communicating via asynchronous message passing, a logical component and a shared timer. The goal of verification is to show that there is no way for the partitions to affect each other, directly or indirectly, except through the communication channel. It is assured by that a partition can not access the memory or register contents, by reading or writing, of the other partition, except that the communication is realized by explicit usage of the intended channel. The isolation theorem of their kernel is as follows.

$$tr_{g,r}(mem_1, mem_2) = tr_{g,i}(mem_1, mem_2) \quad (16)$$

where $g \in 1, 2$ indicates the partition, mem_1 and mem_2 are initial memories of the two partitions respectively. r (real system) indicates the implementation and i (ideal system) is the abstraction model. The theorem means that the traces of each partition in abstraction and implementation layers are equivalent.

The theorem is reduced to subsidiary properties: isolation lemmas of ARM and User/Handler. Their three ARM lemmas concerning the ARM instruction set architecture assures that (1) behavior of the active partition is influenced only by those resources allowed to do so if an ARM machine executes in user mode in a memory protected configuration, (2) the non-accessible resources not allocated to the active partition in user mode are not modified by the execution of this partition, (3) if an ARM machine switches from a state in user mode to another in privileged mode, the conditions for the execution of the handler are prepared properly. Their models are built on top of the Cambridge ARM HOL4 model and extend it by a simple MMU unit. The isolation lemmas of ARM are proved using the ARM-prover, which is developed for the purpose in HOL4.

Given the ARM Lemmas, they prove User/Handler lemmas for the real and the ideal systems to ensure correct initialization, correct partition execution and isolation guaranteed execution of the kernel handlers. The User lemma assures that each user mode transition in the real system is matched by a corresponding user mode transition in the ideal system without interfering with the resources that are not intended to be accessible by the partition, and vice versa. The Handler lemma assures that each complete handler execution in the real system is matched by a corresponding execution of a kernel functionality in the ideal model, and vice versa.

User/Handler lemmas are verified using pre- and post-conditions automatically generated based on the specification of the ideal model, the bisimulation relation and the ARM isolation Lemmas. The pre- and post-conditions are transferred to the binary code analysis tool BAP to verify the bootstrap code and the kernel handlers at the assembly code level.

The model of the ideal system, the formalization of the verification procedure and the proofs of the theorems consist of 21k lines of HOL4 code. During verification process, several bugs are identified and fixed, for example the registers are not sanitized after the bootstrap, some of the execution flags are not correctly restored during the context switch. They verify the entire kernel at machine code level and avoid reliance on a C compiler. This approach can transparently verify code that mix C and assembly.

- seL4 separation kernel

The seL4 microkernel, which is fully and formally verified in NICTA [30, 31], is extended as a separation kernel for security critical domains in [63]. The information flow security property is formally proved [51, 63] based on the results of verifying seL4 kernel [30, 31].

To provide a separation kernel, they minimally extend the seL4 API by adding a static partition-based scheduler and enforce requiring that seL4 be configured to prevent asynchronous interrupt delivery to user-space partitions which would introduce an information channel. The priority-based scheduling is changed to the partitioning scheduling that follows a static round-robin scheduling between partitions, with fixed-length time slices per partition, while doing dynamic priority-based round-robin scheduling of threads within each partition.

For information flow security, they adopt an extension of von Oheimb's notion of *nonleakage* [61] which is a variant of intransitive noninterference [51]. Nonleakage is defined as follows.

$$\text{nonleakage} \equiv \forall n \ s \ t \ p. \text{reachable } s \wedge \text{reachable } t \wedge s \xrightarrow{PSched} t \wedge s \xrightarrow{\text{sources } n \ s \ p} t \longrightarrow s \xrightarrow{p}_n t \quad (17)$$

It states that for two arbitrary and reachable states s and t , if the two states agree on the private state of the separation kernel scheduler ($s \xrightarrow{PSched} t$), and for each entity in partition's extent in a partition set ($\text{sources } n \ s \ p$), the entity's state is identical in the two state s and t ($s \xrightarrow{\text{sources } n \ s \ p} t$), then after performing n transitions from s and t , the entities of partition p in the new two states are identical ($s \xrightarrow{p}_n t$). The partition set ($\text{sources } n \ s \ p$) includes partitions that are permitted to send information to a specific partition p when a sequence of n transitions occur from a state s .

The security property assures that seL4's C implementation enforces information flow security (Formula 17). Because information flow security is preserved by refinement, it allows to prove information flow security on seL4's abstract specification and then concludes that it holds for seL4's C implementation by the refinement relation between abstraction specification and implementation proved in [30, 31]. When proving information flow security on the abstract specification, they simplify the proofs by discharging proof obligations of **nonleakage**, *unwinding conditions*, that examines individual execution steps. The unwinding condition, called **confidentiality-u** as follows, is equivalent to **nonleakage**

$$\text{confidentiality} - \mathbf{u} \equiv \forall p \ s \ t. \text{reachable } s \wedge \text{reachable } t \wedge s \xrightarrow{p}_1 t \wedge s \xrightarrow{PSched} t \wedge (\text{part } s \rightsquigarrow p \longrightarrow s \xrightarrow{\text{part } s} t) \longrightarrow s \xrightarrow{p}_1 t \quad (18)$$

It means that the contents of each partition p after each step depend only on the contents of the following partitions before the step: p , **PSched** and the currently running partition **part** s when it is allowed to send information to p . In other words, information may flow to p only from **PSched** and the current partition in accordance with the information flow policy \rightsquigarrow . The information flow policy $p_1 \rightsquigarrow p_2$ holds if the access control policy allows the partition p_1 to affect any subject in p_2 's extent. This condition has been proven for the execution steps of their transition system in abstraction specification.

They state that it is the first complete, formal, machine-checked verification of information flow security for the implementation of a general-purpose microkernel. Unlike previous proofs of information flow security for separation kernels, their verification is applied to the actual 8,830 lines of C code of seL4, and so rule out the possibility of invalidation by implementation errors in this code. The proofs of information flow security are done in Isabelle/HOL by 27,756 lines of

proof, and require a total effort of roughly 51 person-months. The proofs precisely describe how the general purpose kernel should be configured to enforce isolation and mandatory information flow control.

In [51], they declared that the unwinding conditions for noninterference are similar to the GWVr2 policy. The GWVr2 is general enough to handle systems in which previous execution steps affect which is the entity that executes next, but defined only for deterministic systems. The exact relationship between GWVr2 and the unwinding conditions deserves further study.

- Spatial separation of hypervisors

Hypervisors provide a software virtualization environment in which operating systems can run with the appearance of full access to the underlying system hardware, but in fact such access is under the complete control of the hypervisors. Hypervisors support COTS operating systems and legacy/diverse applications on specific operating systems. Hypervisors for safety/security critical systems have been widely discussed [79, 80]. For instance, Xtratum [81] is a typical hypervisor for safety critical embedded systems.

Similar to separation kernels, hypervisors mainly provide the memory separation for hosted operating systems. Address separation protects the memory regions of one execution context by preventing other context from accessing these regions. It is a crucial property - in essence requiring that disjoint source addresses spaces be mapped to disjoint destination address spaces. Separation is achieved by an address translation subsystem and sophisticated address translation schemes use multi-level page tables. Separation kernels can employ shadow paging to isolate critical memory regions from an untrusted guest OS. The kernel maintains its own trusted version of the guest's page table, called the shadow page table. The guest is allowed to modify its page table. However, the kernel interposes on such modifications and checks that the guest's modifications do not violate memory separation. A parametric verification technique [82, 83] is able to handle separation mechanisms operating over multi-level data structures of arbitrary size and with arbitrary number of levels. They develop a parametric guarded command language ($PGCL^+$) for modeling hypervisors and a parametric specification formalism, $PTSL^+$, for expressing security policies of separation mechanisms modeled in $PGCL^+$. The separation property states that the physical addresses accessible by the guest OS must be less than the lowest address of the hypervisor protected memory. Models of Xen and ShadowVisor are created in C and two properties are verified using CBMC (a model checker for C): (1) the initial state of the system ensures separation; (2) if the system started in a state that ensures separation, executing any of the guarded commands also preserves separation.

Hypervisors allow multiple guest operating systems to run on shared hardware and offer a compelling means of improving the security and the flexibility of software systems. In [84], the strong isolation properties ensure an operating system can only read and modify its own memory and its behavior is independent of the state of other operating systems. The read isolation captures the intuition that no OS can read memories that do not belong to it. The write isolation captures the intuition that an OS cannot modify memories that it does not own. The OS isolation captures the intuition that the behavior of any OS does not depend on other OSs states. They formalize in the Coq proof assistant an idealized model of a hypervisor and formally establish that the hypervisor ensures strong isolation properties.

Xenon [85] is a high-assurance separation hypervisor built by Naval Research Laboratory based on re-engineering the Xen open-source hypervisor. The information flow security has been proposed for the Xenon hypervisor [86] as a the basis for formal policy-to-code modelling and evidence for a CC security evaluation. Their security policy is an independence policy

[87], which is preserved by refinement. Considering that the original independence policy is defined in a purely event-based formalism that does not directly support refinement into state-rich implementations like hypervisor internals, they use the Circus language to formalize the security policy. The Xenon security policy defines separation between *Low* and *High* as the independence of *Low*'s view from anything *High* might do. *Low* and *High* are domains that contain the guest operating systems hosted by Xenon. *High* guest operating systems can not only perform all possible sequences of *High* events including event sequences a well-behaved user would not generate, but also arbitrarily refuse to perform any of them as well. If this kind of arbitrary behavior by the *High* part of the system cannot cause the *Low* part of the system to behave in a non-deterministic way, *High* cannot influence what *Low* sees and there are no information flows from *High* to *Low*. The formal security policy model is in heuristic use for re-engineering the internal design of Xen into the internal design of Xenon. Mechanical proofs of the refinement between the Circus security policy model and the Xenon implementation have not been constructed.

- A General Verification Approach for Spatial Separation Properties

From the literature of spatial separation verification, we could see that spatial separation properties are mostly formally verified using theorem proving technique. The data separation properties and GWV policy are formulated on individual execution steps of the system to observe the pre- or post-conditions of the execution step. They use the *next* function (see Equation 3, 4 and 9) to represent one individual execution step. Properties of noninterference, nonleakage and noninfluence are expressed in terms of sequences of actions and state transitions. In order to verifying the security of systems, the standard proofs of information flow security properties are discharged by proving a set of unwinding conditions [60] that examine individual execution steps of the system.

The unwinding theorem [60] for security policies says if the system is *output consistent*, *weakly step consistent* and *locally respects* \rightsquigarrow , the system is secure for policy \rightsquigarrow . The three conditions are called *unwinding conditions*. The unwinding theorem simplifies the security proofs by decomposing the global properties into unwinding conditions on each execution step.

The three unwinding conditions are as follows, and the unwinding theorem states that $output_consistent \wedge weakly_step_consistent \wedge locally_respects \longrightarrow noninterference$.

$$output_consistent \equiv s \stackrel{u}{\sim} t \longrightarrow s \stackrel{u}{\doteq} t \quad (19)$$

$$\begin{aligned} weakly_step_consistent &\equiv dom(a) \rightsquigarrow u \wedge s \stackrel{dom(a)}{\sim} t \\ &\wedge s \stackrel{u}{\sim} t \longrightarrow step(a, s) \stackrel{u}{\sim} step(a, t) \end{aligned} \quad (20)$$

$$locally_respects \equiv \neg(dom(a) \rightsquigarrow u) \longrightarrow s \stackrel{u}{\sim} step(a, s) \quad (21)$$

The general proofs of information flow security properties and unwinding conditions are available in [60, 61] and an application of them on a concrete separation kernel is available in [88].

3.3.2. Temporal Separation Verification

Temporal separation ensures that the services provided by shared resources to the software in a partition cannot be affected by the software in other partitions. This includes the performance of the resources concerned, as well as the rate, latency, jitter and duration of scheduled access to

them [38]. The temporal separation becomes critical when being applied in safety-critical systems. The scheduler of separation kernels implement temporal separation since it is responsible for assigning processor time to partitions. Temporal separation requires a two-level scheduler, partition level and process level, according to ARINC 653 standard.

The literature mainly deals with two issues for temporal separation: the schedulability analysis of two-level scheduling and correct implementation of the scheduler. The first one usually uses a compositional approach to formally specify and analyze the schedulability of real-time applications running under the two-level scheduling. The recent works are discussed in [89, 90]. It considers the application but not the separation kernels. Our survey concerns with verification of separation kernels and the second one is discussed here.

- Honeywell DEOS scheduler

The Honeywell Dynamic Enforcement Operating System (DEOS) is a microkernel-based real-time operating system that supports flexible IMA applications by providing both space partitioning at the process level and time partitioning at the thread level. The model checking and theorem proving approaches have been applied to the DEOS scheduler to analyze the temporal separation property [26, 27, 28].

Honeywell has a collaboration with NASA Armes, delivering C++ source code of the DEOS scheduler to NASA for formal analysis [26, 27]. A core slice of the DEOS scheduling kernel contains 10 classes and over 1000 lines of actual code are first translated without abstraction from C++ into Promela, which is the input language for the Spin model checker. The temporal partitioning property of DEOS scheduler is that each thread in the kernel is guaranteed to have access to its complete CPU budget during each scheduling period. They use two approaches to analyze the time partitioning properties in the DEOS kernel. The first one is to place assertions over program variables to identify potential errors. If the model checker finds an assertion violation, the reported error trace can be simulated and it can be determined whether or not the trace is really an error. Because any value assigned to a thread's remaining budget should be smaller than the total budget for the thread, or the thread would have access to use too much CPU time, they place an assertion into the code where the value is assigned. The second approach is to use a liveness property, *Idle Execution*, presented by LTL. The liveness property specified as $[\](\text{beginperiod} \rightarrow \neg (\text{endperiod} \cup \text{idle}))$, states that if there is slack in the system (i.e., the main thread does not have 100% CPU utilization), the idle thread should run during every longest period. This is a necessary condition of time partitioning.

The size and complexity of this system limit them to analyze only one configuration at a time. To overcome this limitation and generalize the analysis to arbitrary configurations, they have turned to theorem proving approach and used the PVS theorem prover to analyze the DEOS scheduler [28]. They model the operations of the scheduler in PVS and the execution timeline of DEOS using a discrete time state-transition system. Properties of time partitioning (TP) are formulated as predicates on the set of states and proved to hold for all reachable states. The corresponding PVS proofs consist of the base step and the inductive step as follows.

```
init_invariant: LEMMA
  init(s) IMPLIES TP(s)
transition_invariant: LEMMA
  TP(ps) AND transition(ps, s) IMPLIES TP(s)
```

The *TP* predicate is defined as follows.

```

goodCommitment(s, period): bool =
  commitment(s, period) <= remainTime(s, period)
TP(s, period): bool =
  goodCommitment(s, period) OR
  FORALL (threadId):
    threadWithId(s, threadId)' period <= period
    IMPLIES satisfied(s, threadId)
TP(s): bool =
  FORALL (period): TP(s, period)

```

The entire collection of theories has a total 1648 lines of PVS code and 212 lemmas. In addition to the inductive proofs of the time partitioning invariants, they use a feature-based technique to model state-transition systems and formulate inductive invariants. This technique facilitates an incremental approach to theorem proving that scales well to models of increasing complexity.

- A two-level scheduler for VxWorks kernel

In [91], a hierarchical scheduler executing in the WindRiver VxWorks kernel has been modelled using task automata and model checked using the Times tool. The two-level hierarchical scheduler uses periodic/polling servers (PS) and fixed priority preemptive scheduling (FPPS) of periodic tasks for integrating real-time applications. In their framework, the *Global scheduler* responds for distributing the CPU capacity to the servers (the schedulable entity of a subsystem). Servers are allocated a defined time (budget) of every predefined period. They are scheduled according to the scheduling policy of the global scheduler. Each server comprises a *Local scheduler* which schedules the workload inside it, i.e. its tasks, when the server is selected for execution by the global scheduler. The global and local schedulers correspond to the scheduler in separation kernels and scheduler in the partitions respectively.

They use the task automata [92] (timed automata with tasks) supported by the Times tool to model the global scheduler, event handler and each local scheduler for partitions. The event handler decouples the global scheduler from the variability of partition amount. They specify 5 respectively 4 properties in TCTL (Timed Computation Tree Logic) for the global and local scheduler. They are (1) A server S_i (with index i) should never get more than C_i budget at any discrete interval (non sliding) of length P_i , where the first interval starts at time 0. (2) A server S_i should never get less than C_i budget at any discrete interval (non sliding) of length P_i , where the first interval starts at time 0, if there is unused time within this interval. (3) A server S_i should always be released (inserted in the server ready-queue) according to its specified period P_i . (4) A server should always be removed from the server ready-queue upon server budget depletion. (5) The highest priority server in the server ready queue should always be the current running server in the system. (6) A task t_i should always be released (inserted in the task ready-queue) according to its specified period P_i , OR if later, directly when its server is activated. (7) A task should always be removed from the task ready-queue upon finishing its execution. (8) The highest priority task in the task ready queue (in each server) should always be the current running task in the server, when it is active. (9) All tasks should run within their respective server.

- An ARINC653 scheduler modelled in AADL

In [93], AADL is used to model an ARINC653 hierarchical scheduler for critical systems and Cheddar is used to analyze the scheduling simulation on AADL specifications with hierarchical schedulers. AADL (Architecture Analysis and Design Language) is a textual and graphical language support for model-based engineering of embedded real time systems that has been

approved and published as SAE Standard. Cheddar is a set of Ada packages which aim at performing analysis of real time applications. The Cheddar language allows the designer to define new schedulers into the Cheddar framework.

In their ARINC 653's two-levels hierarchical scheduling, the first level static scheduling is fixed at design time, and the second scheduling level is related to the task scheduling where tasks of a given partition are scheduled with a fixed priority scheduler. In the AADL model, ARINC 653 kernel, partitions and tasks are modelled as a processor, processes and threads respectively. The specific Cheddar properties are extended to the AADL model in order to describe the behavior of each AADL component in Cheddar language and apply real time scheduling analysis tools. The behavior of each scheduler is modelled as a timed automaton in Cheddar language. With the meta CASE tool Platypus, they have designed a meta-model of Ada 95 for Cheddar and a model of the Cheddar language. From these models, they generate Ada packages which are part of the Cheddar scheduling simulation engine. These Ada packages implement a Cheddar program compiler and interpreter. Then scheduling simulation analysis is performed on AADL specifications with hierarchical schedulers.

- A two-level scheduler for RTSJ

The Real-Time Specification for Java (RTSJ) is a set of interfaces and behavioral specifications that allow for real-time computer programming in the Java programming language. It is modified to allow applications to implement two-level scheduling mechanism where the first level is the RTSJ priority scheduler and the second level is under application control [94, 95]. They also verify the two-level scheduler for RTSJ using Timed Automata in the UPPAAL tool [96]. The *Thread*, *BaseScheduler* (global scheduler), *EDFScheduler* (local scheduler) and other components are presented by timed automata. Five properties are verified on their model. Three of them are to check the correctness of their model: (1) a thread's priority never takes an invalid value, (2) no thread can block due to locking after it starts, and (3) the system will always select a thread to run with higher absolute preemption level (apl) than the system ceiling, unless the selected thread is either currently locking a resource with higher ceiling than its apl or a thread that has just been released. The other two are liveness and deadlock free properties that state the system is livelock free and can never deadlock.

4. Summarize

4.1. Comparison of Related Works

We summarize research works on formal specification and verification of separation kernels in Table 4.1. In this table, “*” means that the evidence for the data is not available and empty cells mean that the feature is not considered in the work. We compare seven features of them. The column “Target Kernel” is the object specified or verified in each work. The “Objective” shows the concerns of each work, in which *Specification* indicates that the work concentrates on formal specifying/developing/modelling separation kernels and *Verification* on formally verifying separation kernels. Some works aims at these two aspects together. The “Property” indicates the policies or properties specified or verified in each work. The “Formal Language” indicates what's the formal language used when specifying or verifying the separation kernels. The “Approach” indicates the formal specification or verification approaches used. The “Size” shows the scale of the formal specification or verification proofs. The “Tools” shows the software tools used in each work.

Table 1: Comparison of Related Works

Related Works	Target Kernel	Objective	Property	Formal Language	Approach	Size	Tools
Department of Defense [49, 50]	MASK separation kernel	Specification Verification	Data separation	SPECWARE	Refinement Theorem proving	*	SPECWARE environment
GWV, GWVr2 and extensions [52, 57, 53, 58, 23]	Applicable for generic separation kernels	Specification	Information flow security	ACL2, PVS	Theorem proving	*	ACL2, PVS theorem prover
Naval Research Lab [24, 25]	ED separation kernel	Specification Verification	Data separation	TAME	Refinement Theorem proving	368 LOC of TAME spec.	TAME, PVS theorem prover
Craig's book [65, 66]	A separation kernel	Specification		Z notation	Refinement	≈100 pages	By hand
Verified software project [69, 68]	A separation kernel	Specification Verification	PIFP	Z notation	Refinement Theorem proving	≈50 pages	Z/Eves prover
Critical Software company [73]	a secure partitioning kernel	Specification	PIFP	B	Refinement	*	Atelier B
OS-K [75]	a separation-kernel-based OS	Specification Verification		B, Promela	Theorem proving Model checking	2,700 proof obligations	B4free, Spin
Rockwell Collins [55, 18]	AAAMP7G microprocessor	Verification	GWV	ACL2	Theorem proving	3000 LOC ACL2 definitions	ACL2 theorem prover
Verisoft XT project [22]	PikeOS separation kernel	Verification	Data separation	Annotated C code	Theorem proving	*	VCC tool
SYSGO AG [58]	PikeOS separation kernel	Verification	GWV	HOL	Theorem proving	*	Isabelle/HOL theorem prover
Green Hills [23]	INTEGRITY-178B separation kernel	Verification	GWVr2	ACL2	Theorem proving	*	ACL2 theorem prover
PROSPER [78]	a Simple ARM-Based Separation Kernel	Verification	Information flow security	HOL4	Theorem proving	21,000 LOC	HOL4
NICTA [51, 63]	seL4 separation kernel	Verification	Information flow security	HOL	Theorem proving	4970 LOC of spec., 27,756 LOC of proof	Isabelle/HOL theorem prover
CMU [82, 83]	Hypervisor (Xen and Shadowvisor)	Specification Verification	Data separation	PCL^+, PTL^+	Model checking	*	CBMC
VirtualCert project [84]	A simple Hypervisor (from Microsoft Hyper-V)	Verification	Data separation	Coq	Theorem proving	21,000 LOC	Coq proof assistant
Xenon project [86]	Xenon hypervisor	Specification	Inter-partition flow	Circus language	Refinement Theorem proving	≈ 4,500 pages	CZT Circus tools
Honeywell [26, 27]	DEOS scheduler	Verification	Temporal separation	Promela	Model checking	*	Spin
Honeywell [28]	DEOS scheduler	Verification	Temporal separation	PVS	Theorem proving	1648 LOC of PVS, 212 lemmas	PVS theorem prover
Malardalen Univ. (Sweden) [91]	A two-level scheduler for Vx-Works kernel	Verification	Temporal separation	Task automata, TCTL	Model checking	*	Times tool
Brest Univ. (France) [93]	An ARINC653 scheduler	Verification	Temporal separation	AADL, Cheddar language	Simulation analysis	*	Cheddar
York Univ. (UK) [96]	A two-level scheduler for RTSJ	Verification	Temporal separation	Timed automata	Model checking	*	UPPAAL tool

4.2. Discussion and Issues

4.2.1. Relationship of Security Properties

We have classified the properties of separation kernels into four categories: data separation, information flow security, temporal separation and fault isolation. The relationship between these properties is very important for formal specification and verification of separation kernels. We discuss the relationship here.

The separation security properties, infiltration, mediation and exfiltration [97] can be represented by the GWV separation axiom [52]. Exfiltration specifies that the private data of executing partition cannot be written by or modify the private data of other partitions. Mediation specifies that an executing partition cannot use private data of one partition to modify private data of other partitions. Infiltration specifies that an executing partition cannot read private data of other partitions.

The GWV policy implies the basic separation axioms of MASK [49, 50]. The MASK data separation properties consider the dependency of data in different partitions indirectly. It is based on a shared memory by which partitions influence with each other by external event. The MASK data separation properties can be represented by the GWV policy, except the Temporal Separation Property. The No-Exfiltration property is a special case of exfiltration theorem in [52] without the *dia* function. The No-Infiltration property is equivalent to the infiltration theorem in [52] on different abstract models. The Separation of Control property means that one step execution in a partition cannot effect data on other partitions. Its external event may effect the shared memory, but not memory areas in other partitions. It is a special case of exfiltration theorem in [52] in the situation that partitions exchange data indirectly by the shared memory. For the Kernel Integrity property, the shared memory is the data area of a special partition, then one step internal execution of other partitions could not effect this shared memory. This is a special case of the exfiltration theorem in [52].

Noninfluence is semantically equal to the conjunction of noninterference and nonleakage [61]. GWV is stronger than noninterference [64].

Finally, the shared resources and communication channels, etc., among partitions can affect the scheduling in the separation kernel. But the relationship among spatial separation and temporal separation is complicated and not clear now. It needs further study.

4.2.2. Information Flow Security Policy

The GWV policy proposed by Rockwell Collins has been considered as the security policy to provide evidence for the CC evaluation and is used in verification of industrial separation kernels, such as AAMP7G microprocessor, INTEGRITY-178B separation kernel and PikeOS separation kernel. The separation security policies: infiltration, mediation and exfiltration [97] can be presented by the GWV separation axiom [52]. GWV is stronger than noninterference [48] and supports intransitive noninterference [60] as proved in [53]. As an industrially applicable and practically proved security policy, the GWV policy is as helpful property for verifying separation kernels and proving the policy could be considered as a trusted way for certification.

4.2.3. Theorem Proving vs. Model Checking

After surveying research works of separation kernels, we could find that most of the verification works on spatial separation use the theorem proving approach. The reasons are (1) separation kernels for safety and security critical systems need fully formal verification. Whilst model checking approach is not competent because of its state space explosion problem; (2)

separation kernels usually are small and have thousands of lines of source code that make it is possible to be fully verified and theorem proving approach can be applied without too much cost; (3) it is difficult to represent separation properties of separation kernels in property languages, such as LTL and CTL, in model checking approach; (4) theorem proving approach on verifying operating system kernels exhibits good results. For instance, more than 140 bugs are found in the project of verifying the seL4 kernel.

Different to the theorem proving approach on spatial separation, verifying the temporal separation usually uses the model checking approach. The reason is that it is difficult to express *time* by logics in the theorem provers. However, the *time* can be conveniently represented in model checkers, such as the timed automata in the UPPAAL tool. The problem of model checking temporal separation is that size and complexity of separation kernels limit the approach to analyze only one configuration at a time. The global scheduler is verified with the local scheduler together and the verification result is related with the number of partitions. Honeywell has faced this problem and use the PVS theorem prover to analyze the DEOS scheduler [28]. Our opinion is that verifying temporal separation needs more study of theorem proving approach in the future.

The capability and automation of specification and verification systems play key roles in enforcing security of separation kernels. Theorem provers, e.g., Isabelle/HOL, HOL4 and PVS, have been applied in formal verification of spatial separation properties. The expressiveness of formal notations in these provers is enough for spatial separation. A shortage is the low degree of verification automation. In the domain of the other verification approach, model checking, efforts have been paid on automatically formal verification of spatial separation properties on security systems. Security policies are classified in [98]. Information flow security properties are not trace properties, but hyperproperties. They have developed a prototype model checker for hyperproperties in [99] using the OCaml program language. The prototype is very preliminary and currently does not scale up to 1,000 states. It is even not applicable to formally verify abstract specification of separation kernels now. Thus, automatically formal verification of separation kernels is attractive in the future.

4.2.4. *Correctness of Separation Kernels*

As studied in [21], correctness properties of the PikeOS kernel are formulated as a simulation relation between the concrete system and an abstract model. As well as the functional properties, correctness properties of address translation, memory separation, techniques to handle assembly code, and assumptions on various components like the compiler, hardware and implementation policies are identified as ingredients of operating system kernel correctness. For separation kernels, the paper [69] has summarized the separation kernel requirements according to the original definition [1] and SKPP extensions [15], which includes functionalities and security, separation and information flow, configuration, principle of least privilege, memory management, execution and scheduling, and platform considerations. We consider that properties of security, separation, information flow, memory, scheduling, etc., are typical and important correctness properties of separation kernels, and there are still other correctness properties to be taken into account.

4.2.5. *Developing Correct Separation Kernels*

The two primary approaches to developing correct separation kernel are (1) formal development from top level specification to low level implementation by refinement and (2) formal verification of low level implementation according to its specification. In formal methods, refinement is the verifiable transformation of high-level formal specification into low-level implementation and then into executable code. B [72] and Z [71] are typical formal development methods for

software. Correctness of models in different abstract levels and correspondence between models of two neighboring levels assure the correctness of the design. The certifiable code generation guarantees the correspondence between the low level implementation and the source code. The works [73, 69, 68, 66] employ this approach to develop correct separation kernels. Due to the successful application in industrial projects [13, 100], formal development of separation kernels by refinement into the low-level implementation can alleviate the manual review between the design and the implementation in safety/security certification.

In formal verification of separation kernels, the EAL 7 of CC does not enforce formal verification on the source code level. Therefore, many verification efforts on separation kernels are carried out on the abstract or low level models. Establishing correspondence between the model and the source code of the implementation is typically by code review and not assured formally, e.g., CC evaluation of the INTEGRITY-178B separation kernel [23]. Other works, such as [24, 25, 22], annotate the source code of separation kernels for formal verification. The works [51, 63, 28] translate the source code manually/automatically to formal languages in theorem provers for reasoning. While the works [55, 18, 78] verify separation kernels on binary or assemble code level.

As illustrated by the project of verifying seL4 kernel, fully formal verification shows better result and less certification cost (for example EAL 7 certification) [30]. Due to the feasibility and successful experiences, our opinion is to recommend fully formal verification on source code level. Formal development based on B, Z and other formal methods is recommended to develop new separation kernels.

5. Conclusion

In this paper, we surveyed research works on formal specification and verification of separation kernels. It covered the concept, security policies, properties, formal specification and formal verification approach. It is an overview of the literature. We aimed at presenting the framework and focuses of related work, so the detailed information were not touched. Future work includes the formal comparison of correctness properties, a formal model for separation kernels and efforts on fully formal verification.

References

- [1] J. M. Rushby, Design and verification of secure systems, *ACM SIGOPS Operating Systems Review* 15 (5) (1981) 12–21.
- [2] J. Alves-Foss, P. W. Oman, C. Taylor, W. S. Harrison, The mils architecture for high-assurance embedded systems, *International journal of embedded systems* 2 (3-4) (2006) 239–247.
- [3] D. E. Denning, A lattice model of secure information flow, *Communications of the ACM* 19 (5) (1976) 236–243.
- [4] T. Gjertsen, N. A. Nordbotten, Multiple independent levels of security (mils)—a high assurance architecture for handling information of different classification levels, *Tech. rep., FFI report* (2008).
- [5] A. E. E. Committee, et al., Arinc 653 - avionics application software standard interface.
- [6] Wind river vxworks mils platform, *Tech. rep.* (2013).
- [7] Safety-critical products: Integrity-178b real-time operationg system, *Tech. rep.*, Green Hills Software, Inc. (2005).
- [8] Lynxsecure: software security driven by an embedded hypervisor, *Tech. rep.*, LynuxWorks, Inc. (2012).
- [9] Lynxos-se: Time- and space-partitioned rtos with open-standards apis, *Tech. rep.*, LynuxWorks, Inc. (2008).
- [10] K. Robert, W. Stephan, The pikeos concept – history and design, *Tech. rep.*, SYSGO AG (2007).
- [11] J. Delange, L. Lec, Pok, an arinc653-compliant operating system released under the bsd license, in: *13th Real-Time Linux Workshop*, Vol. 10, 2011.
- [12] M. Masmano, I. Ripoll, A. Crespo, J.-J. Metge, Xtratum: a hypervisor for safety critical embedded systems, in: *Proc. of Real-Time Linux Workshop*, 2009.

- [13] J. Woodcock, P. G. Larsen, J. Bicarregui, J. Fitzgerald, Formal methods: Practice and experience, *ACM Comput. Surv.* 41 (4) (2009) 19:1–19:36.
- [14] National Security Agency, Common criteria for information technology security evaluation, 3rd Edition (2012).
- [15] U.s. government protection profile for separation kernels in environments requiring high robustness, Tech. rep., National Security Agency (June 2007).
- [16] F. A. Authority, Software considerations in airborne systems and equipment certification, 1992. document no, Tech. rep., RTCA/DO-178B, RTCA, Inc.
- [17] F. A. Authority, Software considerations in airborne systems and equipment certification, 2011. document no, Tech. rep., RTCA/DO-178C, RTCA, Inc.
- [18] M. M. Wilding, D. A. Greve, R. J. Richards, D. S. Hardin, Formal verification of partition management for the aamp7g microprocessor, in: *Design and Verification of Microprocessor Systems for High-Assurance Applications*, Springer, 2010, pp. 175–191.
- [19] C. Baumann, B. Beckert, H. Blasum, T. Bormer, Formal verification of a microkernel used in dependable software systems, in: *Computer Safety, Reliability, and Security*, Springer, 2009, pp. 187–200.
- [20] C. Baumann, T. Bormer, Verifying the pikeos microkernel: first results in the verisoft xt avionics project, in: *Doktoral Symposium on Systems Software Verification (DSSSV'09) Real Software, Real Problems, Real Solutions*, 2009, p. 20.
- [21] C. Baumann, B. Beckert, H. Blasum, T. Bormer, Ingredients of operating system correctness, in: *Emb. World Conf.*, Nuremberg, Germany, 2010.
- [22] C. Baumann, T. Bormer, H. Blasum, S. Tverdyshev, Proving memory separation in a microkernel by code level verification, in: *Object/Component/Service-Oriented Real-Time Distributed Computing Workshops (ISORCW)*, 2011 14th IEEE International Symposium on, IEEE, 2011, pp. 25–32.
- [23] R. J. Richards, Modeling and security analysis of a commercial real-time operating system kernel, in: *Design and Verification of Microprocessor Systems for High-Assurance Applications*, Springer, 2010, pp. 301–322.
- [24] C. L. Heitmeyer, M. Archer, E. I. Leonard, J. McLean, Formal specification and verification of data separation in a separation kernel for an embedded system, in: *Proceedings of the 13th ACM conference on Computer and communications security*, ACM, 2006, pp. 346–355.
- [25] C. L. Heitmeyer, M. M. Archer, E. I. Leonard, J. D. McLean, Applying formal methods to a certifiably secure software system, *Software Engineering, IEEE Transactions on* 34 (1) (2008) 82–98.
- [26] J. Penix, W. Visser, E. Engstrom, A. Larson, N. Weininger, Verification of time partitioning in the deos scheduler kernel, in: *Proceedings of the 22nd international conference on Software engineering*, ACM, 2000, pp. 488–497.
- [27] J. Penix, W. Visser, S. Park, C. Pasareanu, E. Engstrom, A. Larson, N. Weininger, Verifying time partitioning in the deos scheduling kernel, *Formal Methods in System Design* 26 (2) (2005) 103–135.
- [28] V. Ha, M. Rangarajan, D. Cofer, H. Rues, B. Dutertre, Feature-based decomposition of inductive proofs applied to real-time avionics software: An experience report, in: *Proceedings of the 26th International Conference on Software Engineering*, IEEE Computer Society, 2004, pp. 304–313.
- [29] W. Bulkeley, Crash-proof code, *Technology Review* 114 (3) (2011) 53–54.
- [30] G. Klein, K. Elphinstone, G. Heiser, J. Andronick, D. Cock, P. Derrin, D. Elkaduwe, K. Engelhardt, R. Kolanski, M. Norrish, et al., sel4: Formal verification of an os kernel, in: *Proceedings of the ACM SIGOPS 22nd symposium on Operating systems principles*, ACM, 2009, pp. 207–220.
- [31] G. Klein, J. Andronick, K. Elphinstone, G. Heiser, D. Cock, P. Derrin, D. Elkaduwe, K. Engelhardt, R. Kolanski, M. Norrish, et al., sel4: formal verification of an operating-system kernel, *Communications of the ACM* 53 (6) (2010) 107–115.
- [32] G. Klein, Operating system verification - an overview, *Sadhana* 34 (1) (2009) 27–69.
- [33] S. R. Ames Jr, M. Gasser, R. R. Schell, Security kernel design and implementation: An introduction, *Computer* 16 (7) (1983) 14–22.
- [34] V. Mark, B. William, C. Ben, L. Jahn, T. Carol, U. Gordon, Mils:architecture for high-assurance embedded computing, *CrossTalk: The Journal of Defense Software Engineering* (2005) 12–16.
- [35] Protection profile for partitioning kernels in environments requiring augmented high robustness, Tech. rep., The Open Group (2003).
- [36] G. R. Parr, R. Edwards, Integrated modular avionics, *Air & Space Europe* 1 (2) (1999) 72 – 75.
- [37] T. E. Levin, C. E. Irvine, C. Weissman, T. D. Nguyen, Analysis of three multilevel security architectures, in: *Proceedings of the 2007 ACM workshop on Computer security architecture*, ACM, 2007, pp. 37–46.
- [38] J. Rushby, Partitioning in avionics architectures: Requirements, mechanisms, and assurance, Tech. rep., DTIC Document (2000).
- [39] B. Leiner, M. Schlager, R. Obermaier, B. Huber, A comparison of partitioning operating systems for integrated systems, in: *Computer Safety, Reliability, and Security*, Springer, 2007, pp. 342–355.
- [40] K. Ramamritham, J. A. Stankovic, Scheduling algorithms and operating systems support for real-time systems, *Proceedings of the IEEE* 82 (1) (1994) 55–67.

- [41] G. J. Popek, R. P. Goldberg, Formal requirements for virtualizable third generation architectures, *Communication of ACM* 17 (7) (1974) 412–421.
- [42] V. D'Silva, D. Kroening, G. Weissenbacher, A survey of automated techniques for formal software verification, *IEEE Transactions on Computer-Aided Design of Integrated Circuits and Systems* 27 (7) (2008) 1165–1178.
- [43] M. Ouimet, Formal software verification: Model checking and theorem proving, Tech. rep., Embedded Systems Laboratory, Massachusetts Institute of Technology (2007).
- [44] E. M. Clarke, E. A. Emerson, A. P. Sistla, Automatic verification of finite state concurrent system using temporal logic specifications: a practical approach, in: *Proceedings of the 10th ACM SIGACT-SIGPLAN symposium on Principles of programming languages*, ACM, 1983, pp. 117–126.
- [45] B. Berard, M. Bidoit, A. Finkel, F. Laroussinie, A. Petit, L. Petrucci, P. Schnoebelen, *Systems and Software Verification: Model-Checking Techniques and Tools*, Springer-Verlag, 2001.
- [46] C. A. R. Hoare, An axiomatic basis for computer programming, *Communications of the ACM* 12 (10) (1969) 576–580.
- [47] E. W. Dijkstra, Guarded commands, nondeterminacy and formal derivation of programs, *Communications of the ACM* 18 (8) (1975) 453–457.
- [48] J. A. Goguen, J. Meseguer, Security policies and security models, in: *IEEE Symposium on Security and privacy*, Vol. 12, 1982.
- [49] W. Martin, P. White, F. Taylor, A. Goldberg, Formal construction of the mathematically analyzed separation kernel, in: *The Fifteenth IEEE International Conference on Automated Software Engineering (ASE)*, IEEE, 2000, pp. 133–141.
- [50] W. Martin, P. White, F. Taylor, Creating high confidence in a separation kernel, *Automated Software Engineering* 9 (3) (2002) 263–284.
- [51] T. Murray, D. Matichuk, M. Brassil, P. Gammie, G. Klein, Noninterference for operating system kernels, in: *Certified Programs and Proofs*, Springer, 2012, pp. 126–142.
- [52] D. Greve, M. Wilding, A separation kernel formal security policy, in: *Proceedings of the ACL2 Workshop*, 2003.
- [53] J. Alves-foss, C. Taylor, An analysis of the gvw security policy, in: *Proceedings of the 5th International Workshop on ACL2 Prover and Its Applications*, 2004.
- [54] Integrity-178b separation kernel security target, Tech. rep., Green Hills Software (2008).
- [55] D. Greve, R. Richards, M. Wilding, A summary of intrinsic partitioning verification, in: *Proceedings of the Fifth International Workshop on the ACL2 Theorem Prover and Its Applications (ACL2)*, 2004.
- [56] D. A. Greve, Information security modeling and analysis, in: *Design and Verification of Microprocessor Systems for High-Assurance Applications*, Springer, 2010, pp. 249–299.
- [57] J. Rushby, A separation kernel formal security policy in pvs, Tech. rep., CSL Technical Note, SRI International (2004).
- [58] S. Tverdyshev, Extending the gvw security policy and its modular application to a separation kernel, in: *NASA Formal Methods*, Springer, 2011, pp. 391–405.
- [59] D. Greve, M. Wilding, W. Vanfleet, High assurance formal security policy modeling, in: *Proceedings of the 17th Systems and Software Technology Conference*, 2005.
- [60] J. Rushby, Noninterference, transitivity, and channel-control security policies, Tech. rep., SRI International, Computer Science Laboratory (1992).
- [61] D. von Oheimb, Information flow control revisited: Noninfluence= noninterference+ nonleakage, in: *Proceedings of 9th European Symposium on Research Computer Security (ESORICS 2004)*, Springer, 2004, pp. 225–243.
- [62] H. Mantel, A. Sabelfeld, A generic approach to the security of multi-threaded programs, in: *Proceedings of the 14th IEEE Workshop on Computer Security Foundations, CSFW '01*, IEEE Computer Society, Washington, DC, USA, 2001, pp. 126–142.
- [63] T. Murray, D. Matichuk, M. Brassil, P. Gammie, T. Bourke, S. Seefried, C. Lewis, X. Gao, G. Klein, sel4: from general purpose to a proof of information flow enforcement, in: *34th IEEE Symposium on Security and Privacy*, 2013.
- [64] A. Ramirez, J. Schmaltz, F. Verbeek, B. Langenstein, H. Blasum, On two models of noninterference: Rushby and greve, wilding, and vanfleet, in: A. Bondavalli, F. Di Giandomenico (Eds.), *Computer Safety, Reliability, and Security*, Vol. 8666 of *Lecture Notes in Computer Science*, Springer International Publishing, 2014, pp. 246–261.
- [65] I. Craig, *Formal Models of Operating System Kernels*, Springer, 2006.
- [66] I. D. Craig, *Formal Refinement for Operating System Kernels*, Springer, 2007.
- [67] J.-R. Abrial, S. A. Schuman, B. Meyer, Specification language, in: *On the Construction of Programs*, Cambridge University Press, 1980, pp. 343–410.
- [68] A. Velykis, L. Freitas, Formal modelling of separation kernel components, in: *Proceedings of the 7th International colloquium conference on Theoretical aspects of computing*, Springer-Verlag, 2010, pp. 230–244.
- [69] A. Velykis, Formal modelling of separation kernels, Master's thesis, Department of Computer Science, University of York (2009).

- [70] C. Jones, P. O'Hearn, J. Woodcock, Verified software: A grand challenge, *Computer* 39 (4) (2006) 93–95.
- [71] W. Jim, D. Jim, *Using Z: Specification, Refinement, and Proof*, Prentice-Hall, 1996.
- [72] J.-R. Abrial, *The B-Book: assigning programs to meanings*, Cambridge University, 1996.
- [73] P. André, Assessing the formal development of a secure partitioning kernel with the b method, in: *ESA Workshop on Avionics Data, Control and Software Systems (ADCSS)*, 2009.
- [74] M. Leuschel, M. Butler, Prob: A model checker for b, in: *FME 2003: Formal Methods*, Springer, 2003, pp. 855–874.
- [75] K. Kawamorita, R. Kasahara, Y. Mochizuki, K. Noguchi, Application of formal methods for designing a separation kernel for embedded systems, *WORLD ACADEMY OF SCIENCE, ENGINEERING AND TECHNOLOGY* (2010) 506–514.
- [76] R. Kaiser, S. Wagner, Evolution of the pikeos microkernel, in: *First International Workshop on Microkernels for Embedded Systems*, 2007, p. 50.
- [77] C. Baumann, B. Beckert, H. Blasum, T. Bormer, Better avionics software reliability by code verification, in: *Proceedings of Embedded World Conference*, 2009.
- [78] M. Dam, R. Guanciale, N. Khakpour, H. Nemati, O. Schwarz, Formal verification of information flow security for a simple arm-based separation kernel, in: *Proceedings of the ACM SIGSAC Conference on Computer & Communications Security*, ACM, New York, NY, USA, 2013, pp. 223–234.
- [79] G. Heiser, The role of virtualization in embedded systems, in: *Proceedings of the 1st workshop on Isolation and integration in embedded systems*, ACM, 2008, pp. 11–16.
- [80] J. McDermott, B. Montrose, M. Li, J. Kirby, M. Kang, Separation virtual machine monitors, in: *Proceedings of the 28th Annual Computer Security Applications Conference*, ACM, 2012, pp. 419–428.
- [81] A. Crespo, I. Ripoll, M. Masmano, Partitioned embedded architecture based on hypervisor: the xtratum approach, in: *Dependable Computing Conference (EDCC)*, 2010 European, IEEE, 2010, pp. 67–72.
- [82] J. Franklin, S. Chaki, A. Datta, A. Seshadri, Scalable parametric verification of secure systems: How to verify reference monitors without worrying about data structure size, in: *Proceedings of the 2010 IEEE Symposium on Security and Privacy*, IEEE Computer Society, 2010, pp. 365–379.
- [83] J. Franklin, S. Chaki, A. Datta, J. M. McCune, A. Vasudevan, Parametric verification of address space separation, in: *Principles of Security and Trust*, Springer, 2012, pp. 51–68.
- [84] G. Barthe, G. Betarte, J. D. Campo, C. Luna, Formally verifying isolation and availability in an idealized model of virtualization, in: *FM 2011: Formal Methods*, Springer, 2011, pp. 231–245.
- [85] J. McDermott, J. Kirby, B. Montrose, T. Johnson, M. Kang, Re-engineering xen internals for higher-assurance security, *Information Security Technical Report* 13 (1) (2008) 17 – 24.
- [86] J. McDermott, L. Freitas, A formal security policy for xenon, in: *Proceedings of the 6th ACM workshop on Formal methods in security engineering*, ACM, 2008, pp. 43–52.
- [87] A. Roscoe, J. Woodcock, L. Wulf, Non-interference through determinism, in: *Proceedings of the Third European Symposium on Research in Computer Security*, Springer-Verlag, 1994, pp. 33–53.
- [88] Y. Zhao, D. Sanan, F. Zhang, Y. Liu, Reasoning about information flow security of separation kernels with channel-based communication, *ArXiv e-prints* <http://arxiv.org/abs/1510.05091>. *arXiv:1510.05091*.
- [89] L. Carnevali, G. Lipari, A. Pinzuti, E. Vicario, A formal approach to design and verification of two-level hierarchical scheduling systems, in: *Proceedings of the 16th Ada-Europe international conference on Reliable software technologies*, Springer-Verlag, 2011, pp. 118–131.
- [90] L. Carnevali, A. Pinzuti, E. Vicario, Compositional verification for hierarchical scheduling of real-time systems, *IEEE Transactions on Software Engineering* 39 (5) (2013) 638–657.
- [91] M. Asberg, P. Pettersson, T. Nolte, Modelling, verification and synthesis of two-tier hierarchical fixed-priority preemptive scheduling, in: *Real-Time Systems (ECRTS)*, 2011 23rd Euromicro Conference on, IEEE, 2011, pp. 172–181.
- [92] E. Fersman, P. Krcal, P. Pettersson, W. Yi, Task automata: Schedulability, decidability and undecidability, *Inf. Comput.* 205 (8) (2007) 1149–1172.
- [93] F. Singhoff, A. Plantec, Aadl modeling and analysis of hierarchical schedulers, *ACM SIGAda Ada Letters* 27 (3) (2007) 41–50.
- [94] A. Zerkelidis, A. J. Wellings, Getting more flexible scheduling in the rtsj, in: *Proceedings of the 9th IEEE International Symposium on Object and Component-Oriented Real-Time Distributed Computing (ISORC)*, IEEE, 2006, p. 8.
- [95] A. Zerkelidis, A. Wellings, A framework for flexible scheduling in the rtsj, *ACM Trans. Embed. Comput. Syst.* 10 (1) (2010) 3:1–3:44.
- [96] A. Zerkelidis, A. Wellings, Model-based verification of a framework for flexible scheduling in the real-time specification for java, in: *Proceedings of the 4th international workshop on Java technologies for real-time and embedded systems*, ACM, 2006, pp. 20–29.
- [97] J. Alves-Foss, Multiple independent levels of security, in: H. van Tilborg, S. Jajodia (Eds.), *Encyclopedia of*

- Cryptography and Security, Springer US, 2011, pp. 815–818.
- [98] M. R. Clarkson, F. B. Schneider, Hyperproperties, *Journal of Computer Security* 18 (6) (2010) 1157–1210.
 - [99] M. R. Clarkson, B. Finkbeiner, M. Kuleini, K. K. Micinski, M. N. Rabe, C. Sánchez, Temporal logics for hyperproperties, in: *Principles of Security and Trust*, Springer, 2014, pp. 265–284.
 - [100] J.-R. Abrial, Formal methods in industry: Achievements, problems, future, in: *Proceedings of the 28th International Conference on Software Engineering, ICSE '06*, ACM, New York, NY, USA, 2006, pp. 761–768.