

# Limiting temperature of pion gas with the van der Waals equation of state

R. V. Poberezhnyuk,<sup>1,2</sup> V. Vovchenko,<sup>2,3,4</sup> D. V. Anchishkin,<sup>1,2,4</sup> and M. I. Gorenstein<sup>1,2</sup>

<sup>1</sup> *Bogolyubov Institute for Theoretical Physics, 03680 Kiev, Ukraine*

<sup>2</sup> *Frankfurt Institute for Advanced Studies,  
Johann Wolfgang Goethe University, D-60438 Frankfurt, Germany*

<sup>3</sup> *GSI Helmholtzzentrum für Schwerionenforschung GmbH, D-64291 Darmstadt, Germany*

<sup>4</sup> *Taras Shevchenko National University of Kiev, 03022 Kiev, Ukraine*

(Dated: July 17, 2022)

## Abstract

The grand canonical ensemble formulation of the van der Waals equation of state that includes the effects of Bose statistics is applied to an equilibrium system of interacting pions. If the attractive interaction between pions is large enough, a limiting temperature  $T_0$  emerges, i.e., no thermodynamical equilibrium is possible at  $T > T_0$ . The system pressure  $p$ , particle number density  $n$ , and energy density  $\varepsilon$  remain finite at  $T = T_0$ , whereas for  $T$  near  $T_0$  both the specific heat  $C = d\varepsilon/dT$  and the scaled variance of particle number fluctuations  $\omega[N]$  are proportional to  $(T_0 - T)^{-1/2}$  and, thus, go to infinity at  $T \rightarrow T_0$ . The limiting temperature corresponds also to the softest point of the equation of state, i.e., the speed of sound squared  $c_s^2 = dp/d\varepsilon$  goes to zero as  $(T_0 - T)^{1/2}$ . Very similar thermodynamical behavior takes place in the Hagedorn model for the special choice of a power, namely  $m^{-4}$ , in the pre-exponential factor of the mass spectrum  $\rho(m)$ .

PACS numbers: 12.40.Ee, 12.40.-y

Keywords: Pion gas, limiting temperature

## I. INTRODUCTION

The van der Waals (VDW) equation of state (EoS) is a simple analytical model of the pressure function  $p$  for the system of particles with both attractive and repulsive interactions. In the canonical ensemble (CE), where independent variables are temperature  $T$ , volume  $V$ , and number of particles  $N$ , the VDW EoS has most simple and transparent form, (see, e.g., Refs. [1, 2]),

$$p(T, n) = \frac{NT}{V - bN} - a \frac{N^2}{V^2} \equiv \frac{nT}{1 - bn} - an^2, \quad (1)$$

where  $a > 0$  and  $b > 0$  are the VDW parameters that describe attractive and repulsive interactions, respectively, and  $n \equiv N/V$  is the particle number density. The first term in the right-hand-side of Eq. (1) contains the excluded volume correction (for instance,  $b = 16\pi r^3/3$  with  $r$  being the particle hard-core radius), the second term comes from the mean field description of attractive interactions.

In order to apply the VDW EoS to systems with variable number of particles the grand canonical ensemble (GCE) formulation is needed. This was done for the VDW equation (1) in our recent paper [3]. The GCE formulation of classical equations of state of the form  $p = p(T, n)$ , including the VDW equation, can also be conveniently treated within the thermodynamic mean-field approach [4–6]. As the next step, we proposed in Ref. [7] the generalization of the VDW EoS that includes effects of the quantum statistics. The nuclear matter was considered in [7] as the system of interacting nucleons with Fermi statistics and the VDW EoS. With this model the curve of the first order phase transition and its end point (the so called critical point) were obtained. In Ref. [8] the fluctuations in a vicinity of the critical point were investigated.

In the present paper we apply the VDW EoS with quantum statistics to description of the interacting pion gas. In this case the GCE formulation is really necessary: the number of pions is not a conserved quantity and cannot be considered as an independent variable of the CE. Note, the EoS of interacting pions was studied during last decades within different theoretical approaches (see, e.g., [9–13] and references therein).

The paper is organized as follows. In Sec. II we present the VDW EoS that includes the effects of quantum statistics. In Sec. III this formalism is applied to the pion gas. The effects

connected to the limiting temperature are investigated in Sec. IV and a comparison with the Hagedorn model in Sec. V. A summary in Sec. VI closes the article.

## II. VDW EQUATION OF STATE FOR QUANTUM STATISTICS

The pressure and the particle number density for the quantum VDW EoS in the GCE are defined as the following [7]:

$$p(T, \mu) = p^{\text{id}}(T, \mu^*) - a n^2(T, \mu^*), \quad n(T, \mu) = \frac{n^{\text{id}}(T, \mu^*)}{1 + b n^{\text{id}}(T, \mu^*)}, \quad (2)$$

where

$$\mu^* = \mu - b p(T, \mu) - a b n^2(T, \mu) + 2 a n(T, \mu), \quad (3)$$

with  $\mu$  being the chemical potential which regulates the particle number density in the GCE. The  $p^{\text{id}}$  and  $n^{\text{id}}$  are the expressions for the quantum ideal gas pressure and particle density, respectively:

$$p^{\text{id}}(T, \mu^*) = \frac{g}{3} \int \frac{d^3 k}{(2\pi)^3} \frac{\mathbf{k}^2}{\sqrt{m^2 + \mathbf{k}^2}} \left[ \exp\left(\frac{\sqrt{m^2 + \mathbf{k}^2} - \mu^*}{T}\right) + \eta \right]^{-1}, \quad (4)$$

$$n^{\text{id}}(T, \mu^*) = g \int \frac{d^3 k}{(2\pi)^3} \left[ \exp\left(\frac{\sqrt{m^2 + \mathbf{k}^2} - \mu^*}{T}\right) + \eta \right]^{-1}, \quad (5)$$

where  $g$  is the degeneracy factor,  $m$  is the particle mass,  $\eta = +1$  for Fermi statistics,  $\eta = -1$  for Bose statistics.

The quantum formulation (2-5) of the VDW EoS in the GCE has the following basic properties: (i) it is transformed to the ideal *quantum* gas if both  $a = 0$  and  $b = 0$ ; (ii) becomes equivalent to the classical VDW EoS (1) in a region of thermodynamical parameters where quantum statistics can be neglected; (iii) the entropy found from Eqs. (2-5) is a non-negative quantity and it goes to zero at  $T \rightarrow 0$  in accordance with the third law of thermodynamics (see Ref. [7] for details). Note that in the Boltzmann approximation, i.e.,  $\eta = 0$  in Eqs. (4) and (5), the GCE formulation (2-5) becomes equivalent to the classical VDW model described by Eq. (1) in the CE.

### III. PION GAS WITH THE VDW EOS

In a case of the pion gas one should use the Bose statistics,  $\eta = -1$  in Eqs.(4) and (5). The pion system with zero value of electric charge will be considered, thus,  $\pi^+$ ,  $\pi^-$ , and  $\pi^0$  all have zero chemical potential, i.e.,  $\mu = 0$  in Eq. (3). As a result,  $p$  and  $n$  in Eq. (2) become the functions of one variable,  $T$ , and Eqs. (3)-(5) take the form:

$$\mu^* = -b p(T) - a b n^2(T) + 2 a n(T) , \quad (6)$$

$$p^{\text{id}}(T, \mu^*) = \frac{1}{2\pi^2} \int_0^\infty k^2 dk \frac{k^2}{\sqrt{m_\pi^2 + k^2}} \left[ \exp\left(\frac{\sqrt{m_\pi^2 + k^2} - \mu^*}{T}\right) - 1 \right]^{-1} , \quad (7)$$

$$n^{\text{id}}(T, \mu^*) = \frac{3}{2\pi^2} \int_0^\infty k^2 dk \left[ \exp\left(\frac{\sqrt{m_\pi^2 + k^2} - \mu^*}{T}\right) - 1 \right]^{-1} , \quad (8)$$

where we put  $g = 3$  for the pion degeneracy factor and  $m_\pi \cong 138$  MeV for the pion mass. In what follows we take a fixed value of  $b \cong 0.45$  fm<sup>3</sup> that corresponds to  $r \cong 0.3$  fm<sup>-3</sup> for the pion hard-core radius [14, 15]. The value of  $a$  is considered a free model parameter. Note also that the entropy density  $s(T)$  and energy density  $\varepsilon(T)$  can be calculated from the function  $p(T)$  as the following:

$$s = \frac{dp}{dT} , \quad \varepsilon(T) = T \frac{dp}{dT} - p . \quad (9)$$

We consider  $T \leq 160$  MeV as a region, where the pion gas may exist, at higher  $T$  the strongly interacting matter should be treated as a system of quarks and gluons. For every  $T$ , at  $T \leq 160$  MeV, we find  $\mu^* = \mu^*(T)$  by solving numerically the transcendental equation (6), the functions  $n(T)$  and  $p(T)$  are then found from Eq. (2). If Eq. (6) has more then one solution for a given  $T$ , only the solution with a larger value of  $p(T)$  should be considered as a stable one according to the Gibbs criteria. For the VDW EoS in the GCE these criteria were considered in Ref. [7]

The results for  $\mu^*$ ,  $p$ ,  $n$ , and  $\varepsilon$  as functions of  $T$  are shown in Figs. 1 (a)-(d) by solid lines for different values of parameter  $a$ . Dotted lines in these figures correspond to the ideal pion gas (i.e., both  $a = 0$  and  $b = 0$ ). In the region of  $T \leq 100$  MeV (not shown in Fig. 1) the interaction effects for the considered  $a$  and  $b$  values are small, i.e., all lines are very close to the ideal gas one. This is because the VDW interactions depend on the particle number density, and they become negligible at  $n \rightarrow 0$ .

The repulsive interactions suppress the VDW thermodynamic functions  $n(T)$ ,  $p(T)$ , and  $\varepsilon(T)$  in comparison to those of the ideal pion gas. This is clearly seen for lines with  $a = 0$  in Figs. 1 (b)-(d). The VDW repulsion introduces also an upper limit for the particle number density, namely,  $n \leq 1/b \cong 2.21 \text{ fm}^{-3}$ . On the other hand, the presence of attractive interactions enhances  $n(T)$ ,  $p(T)$ , and  $\varepsilon(T)$  in comparison to the ideal pion gas. One observes that the VDW EoS with  $b = 0.45 \text{ fm}^3$  and  $a/b = 200 \text{ MeV}$  appears to be close to that of the ideal gas, i.e., the actions of repulsive and attractive interactions almost cancel out each other in all thermodynamical functions.

#### IV. LIMITING TEMPERATURE

At large values of parameter  $a$  a new phenomenon takes place: a limiting temperature  $T_0$  emerges, i.e., Eq. (6) has no stable solutions at  $T > T_0$ <sup>1</sup>. At the same time in the temperature interval  $T' \leq T \leq T_0$  the unstable solutions for the VDW thermodynamical functions appear. Here the temperature  $T'$  is determined as a starting point of the Bose-Einstein condensation, i.e.  $\mu^*(T') = m_\pi$ . The values of the thermodynamical functions at the limiting temperature  $T_0$  are depicted by the cross symbols  $\times$  in Figs. 1 (a)-(d), while the values at  $T = T'$  are depicted in Fig. 1 (a) by the circles, and the unstable solutions are shown by the dashed segments of lines. The stable solutions shown in all figures by solid lines correspond to the Gibbs criteria, i.e., they have pressure larger than that of the unstable solutions at equal temperatures. The unstable solutions are shown only for a shifted chemical potential  $\mu^*(T)$ , in the panel (a) of Fig. 1.

To elucidate a physical origin of the limiting temperature  $T_0$  for the pion gas with the VDW EoS we calculate the specific heat,  $C = d\varepsilon/dT$ , the speed of sound squared,  $c_s^2 = dp/d\varepsilon$ , and the scaled variance of particle number fluctuations,

$$\omega[N] = \frac{\langle N^2 \rangle - \langle N \rangle^2}{\langle N \rangle} = \omega_{\text{id}}(T, \mu^*) \left[ \frac{1}{(1 - bn)^2} - \frac{2an(T, \mu^*)}{T} \omega_{\text{id}}(T, \mu^*) \right]^{-1}, \quad (10)$$

---

<sup>1</sup> Note that only temperatures  $T < 160 \text{ MeV}$  are considered.

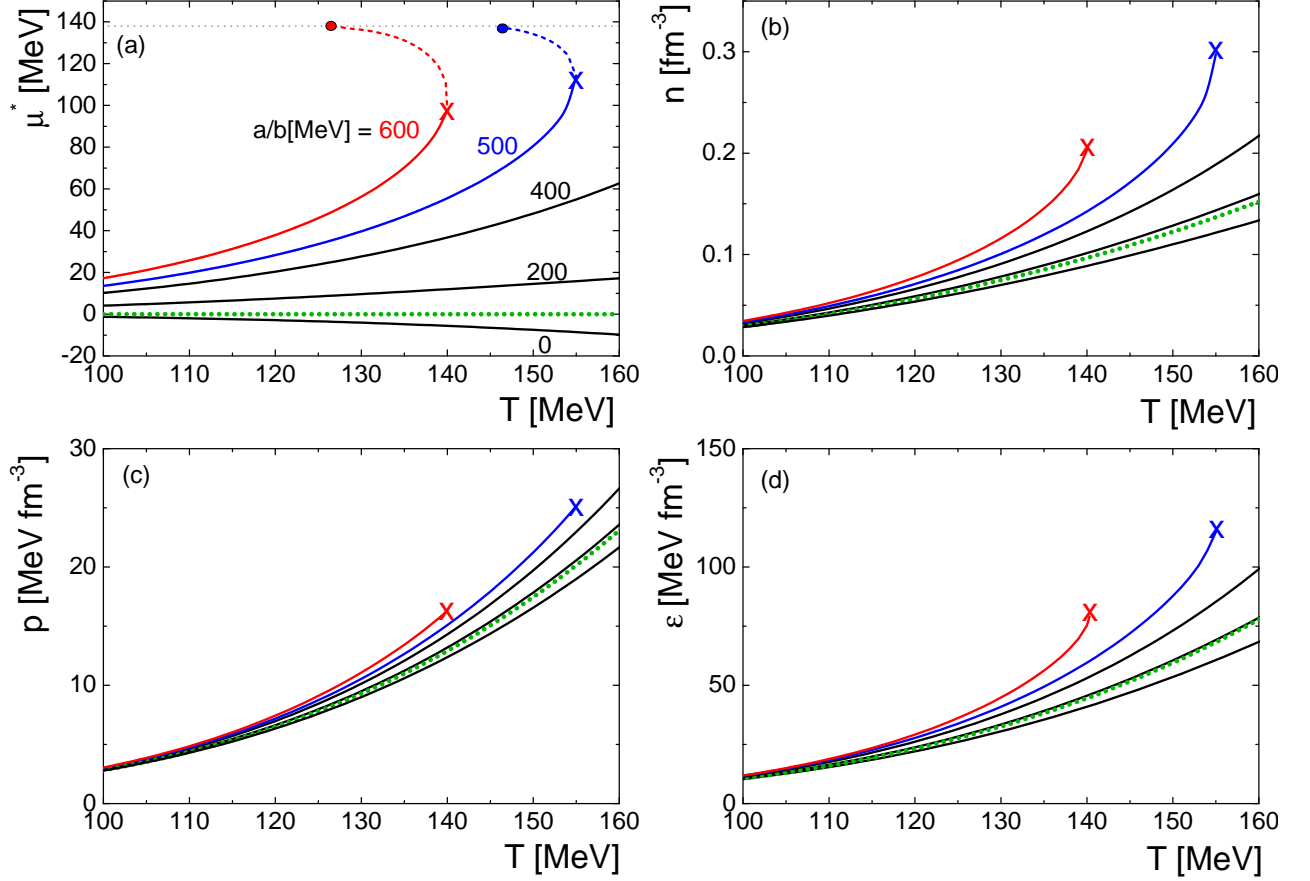


Figure 1: The thermodynamical functions of the pion gas with the VDW EoS as functions of temperature: shifted chemical potential  $\mu^*$  (a), particle number density (b), pressure (c), and energy density (d). The excluded volume parameter is fixed as  $b = 0.45 \text{ fm}^3$ . The solid lines correspond to the solutions with  $a/b = 0, 200, 400, 500, 600 \text{ MeV}$  (from bottom to top). The dotted lines show the behavior of the ideal pion gas, i.e., for both  $a = 0$  and  $b = 0$ . The points at the limiting temperature are depicted by the cross symbols  $\times$ . In the panel (a) the unstable solutions are depicted by dashed line segments with endpoints at  $T = T'$  depicted by the filled circles.

where

$$\omega_{\text{id}}(T, \mu^*) = \frac{1}{n^{\text{id}}(T, \mu^*)} \frac{3}{2\pi^2} \int_0^\infty k^2 dk \left[ \exp\left(\frac{\sqrt{m_\pi^2 + k^2} - \mu^*}{T}\right) - 1 \right]^{-2}, \quad (11)$$

is the scaled variance of the ideal pion gas with the chemical potential  $\mu^*$ . Equations (10) and (11) were obtained for the quantum VDW EoS in Ref. [8]. As seen from Figs. 2 (a)-(c),

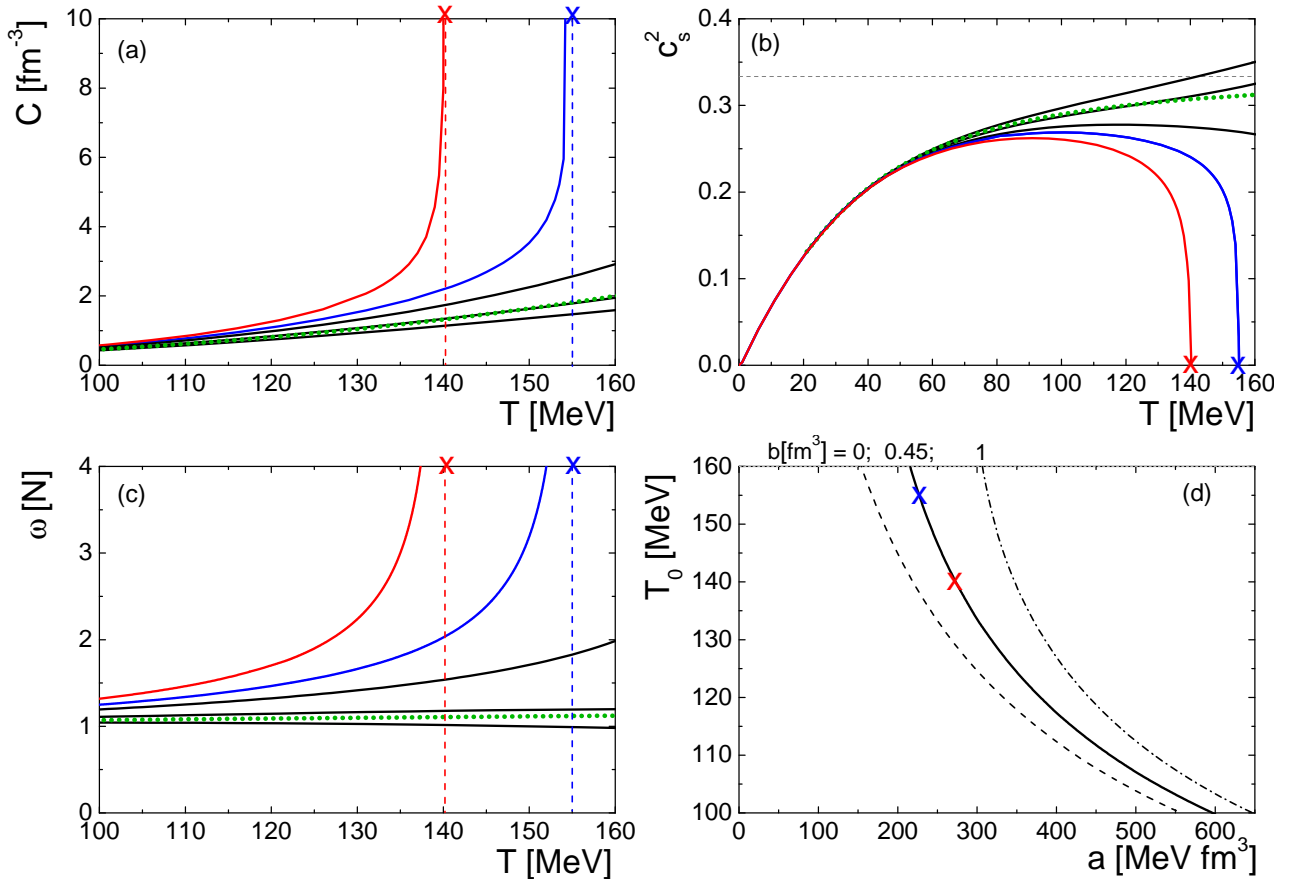


Figure 2: (a) The heat capacity. (b) The speed of sound (the dotted horizontal line corresponds to  $c_s^2 = 1/3$  in the ideal gas of massless particles). (c) The scaled variance  $\omega[N]$  (10). The solid lines correspond to solutions with  $b = 0.45 \text{ fm}^3$  and  $a/b = 0, 200, 400, 500, 600 \text{ MeV}$  from bottom to top in (a) and (c), and from top to bottom in (b). (d) A dependence of the limiting temperature  $T_0$  on the parameter  $a$  for  $b = 0$  (dashed line),  $b = 0.45 \text{ fm}^3$  (solid line), and  $b = 1 \text{ fm}^3$  (dashed-dotted line).

$c_s^2 \rightarrow 0$ , while both  $C \rightarrow \infty$  and  $\omega[N] \rightarrow \infty$  at  $T \rightarrow T_0$ . The straightforward calculations reveal the power-law behavior at  $T \rightarrow T_0$ : both  $C$  and  $\omega[N]$  are proportional to  $(T_0 - T)^{-1/2}$ , and  $c_s^2 \propto (T_0 - T)^{1/2}$ . The fluctuations of the total energy  $E$  behave very similar to fluctuations of the number of pions  $\langle N^2 \rangle - \langle N \rangle^2$ . Therefore, the limiting temperature corresponds to the softest point of the EoS (the speed of sound equals to zero) and to infinitely large values of the heat capacity and fluctuations. In Fig. 2 (d) a dependence of  $T_0$  on parameter  $a$  is shown for different values of repulsive parameter  $b$ :  $b = 0$ ,  $b = 0.45 \text{ fm}^3$  and  $b = 1 \text{ fm}^3$ . It is seen

from Fig. 2 (d) that, at each value of VDW repulsion parameter  $b$ , there is a minimal value of VDW attraction parameter  $a = a_b$  such that the limiting temperature  $T = T_0$  appears at all  $a \geq a_b$ , and  $T_0$  decreases with increasing of  $a$ . Note that for the unstable solutions depicted by the dashed line segments in the panel (a) of Fig. 1, the quantities presented in Figs. 2 (a)-(c) reveal the non-physical behavior, e.g., they become negative at  $T$  close to  $T_0$ .

## V. COMPARISON WITH THE HAGEDORN MODEL

A concept of the limiting temperature for the hadron gas was introduced in physics by Hagedorn [16, 17]. His limiting temperature  $T_0 = 160 \pm 10$  MeV emerged due to the exponentially increasing mass spectrum  $\rho(m)$  for the hadron excited states at large  $m$ :

$$\rho(m) \cong c m^{-\alpha} \exp\left(\frac{m}{T_0}\right) \theta(m - M_0) , \quad (12)$$

where  $c$ ,  $M_0$ ,  $T_0$ , and  $\alpha$  are the model parameters. These excited states called fireballs were considered as a point-like non-interacting particles. A presentation of particle attractive interactions by the resonance states was first suggested in Ref. [18] in statistical physics and then applied in Ref. [19] to hadron production. This idea was then further extended within the  $S$ -matrix formulation of statistical mechanics developed in Ref. [20].

The spectrum  $\rho(m)$  can be found from the statistical bootstrap equation [21]. This equation requires the spectrum of low-lying hadron states as an input. In a simplest version of the model, this input is reduced to one lightest hadron – the pion, and the continuous mass spectrum  $\rho(m)$  starts from  $M_0 > 2m_\pi$ . The pressure of the Hagedorn model is then defined as

$$p_H(T) = \int \frac{d^3k}{(2\pi)^3} \frac{\mathbf{k}^2}{\sqrt{\mathbf{k}^2 + m_\pi^2}} \left[ \exp\left(\frac{\sqrt{\mathbf{k}^2 + m_\pi^2}}{T}\right) - 1 \right]^{-1} + \frac{T^2}{2\pi^2} \int_{M_0}^{\infty} dm \rho(m) m^2 K_2(m/T) , \quad (13)$$

where  $K_2$  is the modified Bessel function. The first term on the right hand side of Eq. (13) corresponds to the pressure of the ideal Bose gas of pions and the second one to the contribution of all excited states (12) taken in the Boltzmann approximation. Other thermodynamical functions of the Hagedorn model are then given by the thermodynamical relations (9).

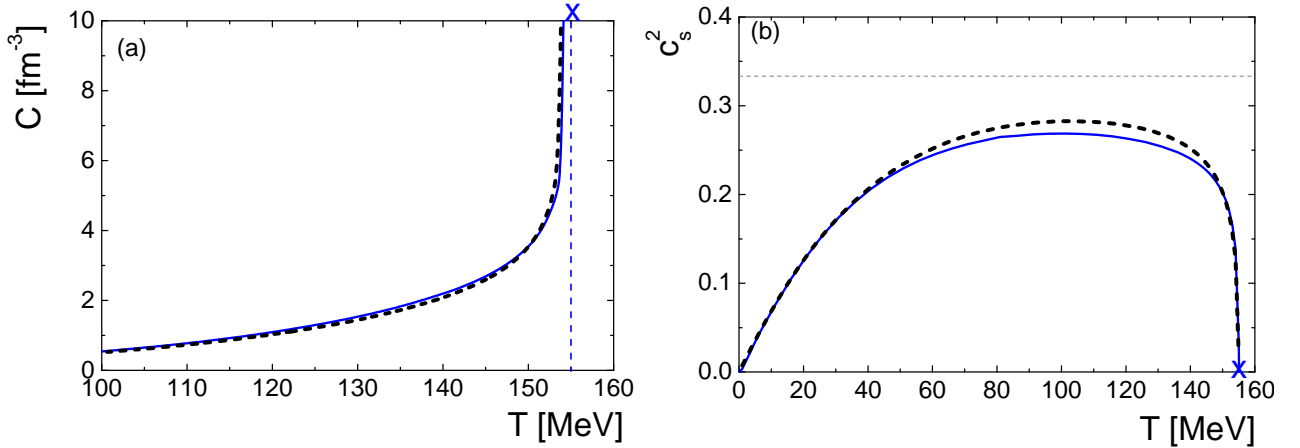


Figure 3: The heat capacity (a) and the speed of sound (b). The solid lines correspond the VDW EoS with  $b = 0.45 \text{ fm}^3$  and  $a/b = 500 \text{ MeV}$ . The dotted lines correspond to the Hagedorn model (12) and (13) with  $T_0 = 155 \text{ MeV}$ ,  $\alpha = 4$ ,  $c = 3.57 \text{ fm}^{-3}$ , and  $M_0 = 507 \text{ MeV}$ .

From Eqs. (12) and (13) it follows that the thermodynamical functions do not exist at  $T > T_0$  because of a divergence of the integral with respect to  $m$  on the r.h.s. of Eq. (13). On the other hand, the singular part of the integral contributes to the pressure as  $p_H \propto (T_0 - T)^{\alpha-5/2}$  and to the energy density as  $\varepsilon_H \propto (T_0 - T)^{\alpha-7/2}$ . Thus, for  $\alpha > 7/2$  all thermodynamical functions in the Hagedorn model remain finite in a vicinity of the limiting temperature  $T = T_0$ . Even more, there is a remarkable correspondence between the pion gas with the VDW EoS and the Hagedorn model with  $7/2 < \alpha < 9/2$ , i.e., the behavior of  $p_H$  and  $\varepsilon_H$  is very similar to that of  $p$  and  $\varepsilon$  of the VDW EoS shown in the panels (b) and (c) of Fig. 1 for  $a/b = 500 \text{ MeV}$  and  $600 \text{ MeV}$ . The heat capacity and the speed of sound in the vicinity of the limiting temperature  $T_0$  behave in Hagedorn model as  $C \propto (T_0 - T)^{\alpha-9/2}$  and  $c_s^2 \propto (T_0 - T)^{9/2-\alpha}$ , respectively. Therefore, for  $\alpha = 4$  the behavior of  $C$  and  $c_s^2$  in the Hagedorn model at  $T \rightarrow T_0$  is the same as in the pion gas with the VDW EoS, if the  $T_0$  values in both models are taken to be equal. In Fig. 3 these two quantities are compared for the VDW model with  $b = 0.45 \text{ fm}^3$ ,  $a/b = 500 \text{ MeV}$  and the Hagedorn model with  $T_0 = 155 \text{ MeV}$  and  $\alpha = 4$ .

## VI. SUMMARY

In summary, the interacting pion system has been studied using the quantum version of the VDW EoS within the GCE. The role of repulsive and attractive interactions described by the VDW parameters  $b$  and  $a$ , respectively, were considered. It is found that for  $b \cong 0.45 \text{ fm}^3$  and  $a/b \cong 200 \text{ MeV}$  the VDW EoS for pions appears to be close to that of the ideal pion gas, i.e., repulsive and attractive interactions are approximately canceled out. At each value of  $b$  there is a minimal value of  $a = a_b$  such that the limiting temperature  $T = T_0$  appears at all  $a \geq a_b$ , and  $T_0$  decreases with increasing of  $a$ . When  $T \rightarrow T_0$  several remarkable effects happen: the speed of sound goes to zero as  $(T_0 - T)^{1/2}$ , while the heat capacity as well as the scaled variance of fluctuations of the particle multiplicity go to infinity as  $(T_0 - T)^{-1/2}$ .

The presented VDW model for pions is compared to the Hagedorn model, where the phenomenon of limiting temperature is also present. Even though the realization of the attractive mechanism between particles in the Hagedorn model is different from that in the VDW model, we found that a very similar thermodynamical behavior emerges in both models. It takes place for the special choice of a power, namely  $m^{-4}$ , in the pre-exponential factor of the mass spectrum  $\rho(m)$  in the Hagedorn model.

### Acknowledgments

We are thankful to M. Gaździcki for fruitful comments and discussions. This work was supported by the Program of Fundamental Research of the Department of Physics and Astronomy of National Academy of Sciences of Ukraine, and by HIC for FAIR within the LOEWE program of the State of Hesse.

- 
- [1] W. Greiner, L. Neise, and H. Stöcker, *Thermodynamics and Statistical Mechanics*, 1995 Springer-Verlag New York, Inc.
  - [2] L. D. Landau and E. M. Lifshitz, *Statistical Physics* (Oxford: Pergamon) 1975.
  - [3] V. Vovchenko, D. V. Anchishkin, and M. I. Gorenstein, *J. Phys. A* **48**, 305001 (2015).

- [4] D.V. Anchishkin, Sov. Phys. JETP **75**, 195 (1992) [Zh. Eksp. Teor. Fiz. **102**, 369 (1992)].
- [5] D. Anchishkin, E. Suhonen Nucl. Phys. A **586**, 734 (1995).
- [6] D. Anchishkin, V. Vovchenko, arXiv:1411.1444 [nucl-th], J. Phys. G, in print.
- [7] V. Vovchenko, D. V. Anchishkin, and M. I. Gorenstein, Phys. Rev. C **91**, 064314 (2015).
- [8] V. Vovchenko, D. V. Anchishkin, M. I. Gorenstein, and R. V. Poberezhnyuk, arXiv:1506.05763 [nucl-th].
- [9] T. Matsui and B.D. Serot, Ann. Phys. **144**, 107 (1982).
- [10] P. Gerber and H. Leutwyler, Nucl. Phys. B **321**, 387 (1989).
- [11] I. N. Mishustin and W. Greiner, J. Phys. G **19**, L101 (1993).
- [12] A. Kostyuk, M. Gorenstein, H. Stoecker, and W. Greiner, Phys. Lett. B **500**, 273 (2001).
- [13] K. Fukusima and C. Sasaki, Prog. Part. Nucl. Phys. **72**, 99 (2013).
- [14] A. Andronic, P. Braun-Munzinger, J. Stachel, and M. Winn, Phys. Lett. B **718**, 80 (2012).
- [15] V. Vovchenko, D. V. Anchishkin, and M. I. Gorenstein, Phys. Rev. C **91**, 024905 (2015).
- [16] R. Hagedorn, Nuovo Cim. Suppl., **3**, 147 (1965).
- [17] R. Hagedorn, Nuovo Cim. Suppl. **6**, 311 (1968); R. Hagedorn and J. Ranft, Nuovo Cim. Suppl. **6**, 169 (1968).
- [18] E. Beth and G. Uhlenbeck, Physica **4**, 915 (1937).
- [19] S. Z. Belenkij, Nucl. Phys. **2**, 259 (1956).
- [20] R. Dashen, S. Ma, and H. J. Bernstein, Phys. Rev. **187**, 345 (1969).
- [21] S. C. Frautschi, Phys. Rev. D **3**, 2821 (1971).