

Learning Word Meta-Embeddings by Using Ensembles of Embedding Sets

Wenpeng Yin and Hinrich Schütze

Center for Information and Language Processing

University of Munich, Germany

wenpeng@cis.uni-muenchen.de

Abstract

Word embeddings – distributed representations for words – in deep learning are beneficial for many tasks in Natural Language Processing (NLP). However, different embedding sets vary greatly in quality and characteristics of the captured semantics. Instead of relying on a more advanced algorithm for embedding learning, this paper proposes an ensemble approach of combining different public embedding sets with the aim of learning *meta-embeddings*. Experiments on word similarity and analogy tasks and on part-of-speech (POS) tagging show better performance of meta-embeddings compared to individual embedding sets. One advantage of meta-embeddings is that they have increased coverage of the vocabulary. We will release our meta-embeddings publicly.

1 Introduction

Recently, deep learning models have achieved remarkable results in NLP (Collobert and Weston, 2008; Collobert et al., 2011; Mikolov et al., 2013a; Pennington et al., 2014). One reason for these results are *word embeddings*, distributed word representations learned by neural network (NN) language models (Bengio et al., 2003; Mnih and Hinton, 2009; Mikolov et al., 2010; Mikolov, 2012; Mikolov et al., 2013a). Word embeddings are derived by learning a projection of words from a sparse 1-of- V encoding (V : vocabulary size) onto a lower dimensional and dense vector space and are treated as feature extractors that encode semantic and syntactic features of words.

Some previous work studied the performance difference of different embedding sets. For

example, Chen et al. (2013) showed that the embedding sets HLBL (Mnih and Hinton, 2009), SENNA (Collobert and Weston, 2008), Turian (Turian et al., 2010) and Huang (Huang et al., 2012) have great variance in quality and characteristics of the semantics captured. Hill et al. (2014; 2015) showed that embeddings learned by NN machine translation models can outperform three representative monolingual embedding sets: skip-gram (Mikolov et al., 2013b), GloVe (Pennington et al., 2014) and CW (Collobert and Weston, 2008). Bansal et al. (2014) found that Brown Clustering, SENNA, CW, Huang and Word2Vec (Mikolov et al., 2013b) yield significant gains for dependency parsing. Moreover, using these representations together achieved the best results, suggesting their complementarity. These prior studies motivate us to explore an ensemble of multiple embedding sets, treating each of them as a distinct description of words. Our expectation is that such an ensemble of different embedding sets, trained by different NNs on different corpora, should contain more information than each embedding set individually. We want to leverage this *diversity* of different embedding sets to learn better-performing word embeddings.

The ensemble approach has two benefits. First, *enhancement* of the representations: meta-embeddings perform better than the individual embedding sets. Second, *coverage*: meta-embeddings cover more words than the individual embedding sets. The first three ensemble methods we introduce are CONC, SVD and 1TON and they directly only have the benefit of enhancement. They learn meta-embeddings on the overlapping vocabulary of the embedding sets. CONC concatenates the vectors of a word from the different embedding sets with weight balancing. SVD performs dimension reduction on this concatenation. 1TON assumes that a meta-embedding for

the word exists and uses this meta-embedding to predict representations of the word in the individual embedding sets – the resulting fine-tuned meta-embedding is expected to contain knowledge from all individual embedding sets.

To also address the objective of increased coverage of the vocabulary, we modify 1TON into a variant named 1TON⁺, which is able to learn meta-embeddings for all words in the vocabulary union in one step. Let an OOV word w of embedding set ES be a word that is not covered by ES (i.e., ES does not contain an embedding for w).¹ 1TON⁺ first randomly initializes the embeddings for OOVs and the meta-embeddings, then uses a prediction setup similar to 1TON to update meta-embeddings *as well as OOV embeddings*. Hence, 1TON⁺ is able to learn meta-embeddings and extend vocabulary coverage for meta-embeddings as well as for individual embedding sets, simultaneously.

An alternative method to increase coverage is the method of MUTUALLEARNING. MUTUALLEARNING learns the embedding for a word that is an OOV in embedding set ES from its embeddings in other embedding sets. We will use MUTUALLEARNING to increase coverage for CONC, SVD and 1TON, so that these three methods (when used together with MUTUALLEARNING) have the advantages of both performance enhancement and increased coverage.

In summary, meta-embeddings have two benefits compared to individual embedding sets: *enhancement* of performance and improved *coverage* of the vocabulary. Below, we demonstrate this experimentally for three tasks: word similarity, word analogy and POS tagging.

Section 2 introduces related work, Section 3 lists the details of the five embedding sets we use in this paper, Sections 4 and 5 elaborate on the four ensemble approaches and MUTUALLEARNING. Section 6 presents experiments and Section 7 concludes.

2 Related Work

This work aims to get stronger word embeddings by combining several publicly released embedding sets. A potential and natural doubt about the motivation is that: for this purpose, why do not

¹We do not consider words in this paper that are not covered by any of the individual embedding sets. OOV always refers to a word that is covered by at least one embedding set.

1) increase the training data, or 2) change the objective function, or 3) fine-tune the hyperparameters of certain algorithm? We admit that those are common ways to this end. However, all of them usually need much longer training time. For example, the NNLM presented in (Bengio et al., 2003) needs almost one month to train. Do we want to wait another one month (very likely more than that) for better word embeddings? Lots of latest work achieved the goal by changing the objective function of word2vec, which usually makes the training more complicated and requires longer training time too. Another point is that increasing training data can not guarantee producing better word embeddings for a fixed algorithm definitely. Last but most important, our expectation is that combining several embedding sets can get stronger than each of them. Hence, even though certain existing NN algorithm can produce better word embeddings by fine-tuning or training on bigger data, our combination approaches are still expected to generate stronger meta-embeddings than that constituent set.

More related work has focused on improving performance on specific tasks by using several embedding sets simultaneously. To our knowledge, there is no work that computes generically useful combinations of embedding sets that are not simply concatenations.

Tsuboi (2014) incorporated Word2Vec embeddings and GloVe embeddings into a POS tagging system and found that using these two embedding sets together was better than using them individually. Similarly, Turian et al. (2010) found that using Brown clusters, CW embeddings and HLBL embeddings for NER and chunking tasks together gave better performance than using these representations individually.

Luo et al. (2014) adapted CBOW (Mikolov et al., 2013a) to train word embeddings on different datasets – a Wikipedia corpus, search click-through data and user query data – for web search ranking and for word similarity. They showed that using these embeddings together gives stronger results than using them individually.

These papers show that using multiple embedding sets is beneficial. However, they either use embedding sets trained on the same corpus (Turian et al., 2010) or enhance embedding sets by more training data, not by innovative learn-

ing algorithms (Luo et al., 2014). In our work, we can leverage any publicly available embedding set learned by any learning algorithm. Our meta-embeddings are generically useful and are learned by supervised training of an explicit model of the dependencies between embedding sets, not by simple concatenation.

3 Embedding sets we consider

In this work, we use five released embedding sets. (i) **HLBL**. Hierarchical log-bilinear model (Mnih and Hinton, 2009) embeddings released by Turian et al. (2010);² 246,122 word embeddings, 100 dimensions; training corpus: RCV1 corpus, one year of Reuters English newswire from August 1996 to August 1997. (ii) **Huang**.³ Huang et al. (2012) incorporated global context to deal with challenges raised by words with multiple meanings; 100,232 word embeddings, 50 dimensions; training corpus: April 2010 snapshot of Wikipedia. (iii) **GloVe**⁴ (Pennington et al., 2014). 1,193,514 word embeddings, 300 dimensions; training corpus: 42 billion tokens of web data, from Common Crawl. (iv) **CW** (Collobert and Weston, 2008). Released by Turian et al. (2010);⁵ 268,810 word embeddings, 200 dimensions; training corpus: same as HLBL. (v) **Word2Vec** (Mikolov et al., 2013b)⁶. The training was performed using the CBOW architecture, with sub-sampling using threshold 10^{-5} , and with negative sampling with 3 negative examples per each positive one. We discard phrase embeddings. 929,022 word embeddings, 300 dimensions; training corpus: Google News dataset (about 100 billion words).

The intersection of the five vocabularies has size 35,965, the union has size 2,788,636.

4 Ensemble methods

This section introduces the four ensemble methods: CONC, SVD, 1TON and 1TON⁺.

4.1 CONC: Concatenation

In CONC, the meta-embedding of w is the concatenation of five embeddings, one each from the five embedding sets. For GloVe, we perform L2

normalization for each dimension across the vocabulary as recommended by the GloVe authors. Then each embedding of each embedding set is L2-normalized. This ensures that each embedding set contributes equally (a value between -1 and 1) when we compute similarity between two words as the dot product.

Prior knowledge about the performance of embedding sets suggests that some perform better than others. We would like to give more weight to well performing embedding sets. In this work, we give GloVe and Word2Vec weight i and weight 1 to the other three embedding sets. As all embedding sets fully cover the MC30 vocabulary, we use MC30 as dev set for tuning the weight i . Figure 1 shows that performance reaches a plateau roughly at $i = 8$. All following experiments set $i = 8$. After L2 normalization, GloVe and Word2Vec embedding values are multiplied by $i = 8$ and the other three embedding sets are left unchanged. Similarity scores are computed as dot products.

The dimensionality of CONC meta-embeddings is $k = 100 + 50 + 300 + 200 + 300 = 950$.

4.2 SVD: Singular Value Decomposition

We do SVD on above weighted concatenation vectors of dimension $k = 950$.

Given a set of CONC representations for n words, each of dimensionality k , we compute an SVD decomposition $C = USV^T$ of the corresponding $n \times k$ matrix C . We then use U_d , the first d dimensions of U , as the SVD meta-embeddings of the n words. We apply L2-normalization to embeddings; similarities of SVD vectors are computed as dot products.

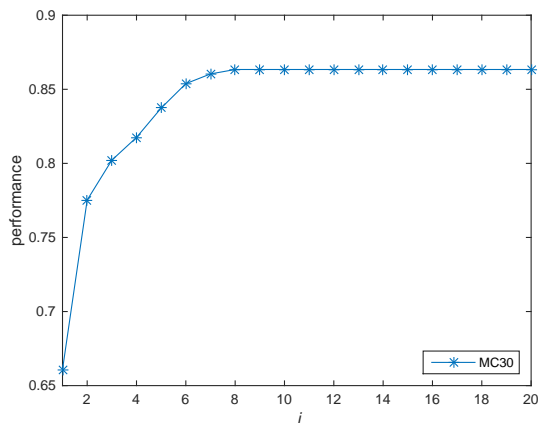


Figure 1: Performance vs. Weight scalar i

²<http://metaoptimize.com/projects/wordreprs/>

³<http://ai.stanford.edu/~ehuang/>

⁴<http://nlp.stanford.edu/projects/glove/>

⁵<http://metaoptimize.com/projects/wordreprs/>

⁶<http://code.google.com/p/Word2Vec/>

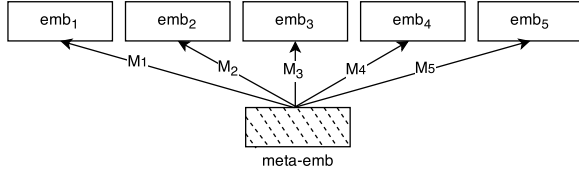


Figure 2: 1toN

d denotes the dimensionality of meta-embeddings in SVD, 1TON and 1TON⁺. We use $d = 200$ for all experiments and investigate the impact of dimensionality at the end of the paper.

4.3 1TON

Figure 2 depicts the simple neural network we employ to learn meta-embeddings in 1TON. White rectangles denote known embeddings. The target to learn is the meta-embedding, shown as the shaded rectangle. Meta-embeddings are initialized randomly in the beginning.

Let c be the number of embedding sets under consideration, $V_1, V_2, \dots, V_i, \dots, V_c$ their vocabularies and $V^\cap = \bigcap_{i=1}^c V_i$ the intersection, used as training set. Let V_* denote the meta-embedding space. We formalize a projection f_{*i} from space V_* to space V_i ($i = 1, 2, \dots, c$) as follows:

$$\hat{\mathbf{w}}_i = \mathbf{M}_{*i} \mathbf{w}_* \quad (1)$$

where $\mathbf{M}_{*i} \in \mathbb{R}^{d_i \times d}$, $\mathbf{w}_* \in \mathbb{R}^d$ is the meta-embedding of word w in space V_* and $\hat{\mathbf{w}}_i \in \mathbb{R}^{d_i}$ is the projected (or learned) representation of word w in space V_i . We define the training objective as minimizing the sum of (i) squared error:

$$E = \sum_i |\hat{\mathbf{w}}_i - \mathbf{w}_i|^2 \quad (2)$$

and (ii) L2 cost (sum of squares) of the projection weights \mathbf{M}_{*i} .

As for CONC and SVD, we weight GloVe and Word2Vec by $i = 8$. For 1TON, we implement this by applying the factor i to the corresponding loss part of the squared error.

The principle of 1TON is that we treat each individual embedding as a projection of the meta-embedding, similar to principal component analysis (PCA). An embedding in an individual space is a description of the word based on the corpus and the model that was used to create this individual space. The meta-embedding tries to recover a more comprehensive description of the word when it is trained to predict the individual descriptions.

1TON can also be understood as a sentence modeling process, similar to DBOW (Le and Mikolov, 2014). The embedding of each word in a sentence s is a partial description of s . DBOW combines all partial descriptions to form a comprehensive description of s . DBOW initializes the sentence representation randomly, then uses this representation to predict the representations of individual words. The sentence representation of s corresponds to the meta-embedding in 1TON; and the representations of the words in s correspond to the five embeddings for a word in 1TON.

4.4 1TON⁺

Recall that an OOV (with respect to embedding set ES) is defined as a word unknown in ES. 1TON⁺ is an extension of 1TON that learns embeddings for OOVs; thus, it does not have the limitation that it can only be run on overlapping vocabulary.

Figure 3 depicts the 1TON⁺ model. In contrast to Figure 2, here we assume that the current word is an OOV in embedding sets 3 and 5. Hence, in the new learning task, embeddings 1, 2, 4 are known, and embeddings 3 and 5 and the meta-embedding are targets to learn.

In implementation, all OOV representations and meta-embeddings will be initialized randomly, then we use the same mapping formula as for 1TON to connect meta-embeddings with each individual embedding. Both meta-embedding and initialized OOV embeddings will be updated during training.

Each embedding set contains information about only a part of the overall vocabulary. However, it can predict what the remaining part should look like through comparing the words it knows with the information other embedding sets provide about these words. In other words, 1TON⁺ learns a model of the dependencies between the individual embedding sets and can use these dependencies to infer what the embedding of an OOV should look like.

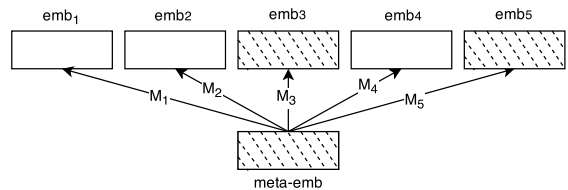


Figure 3: 1toN⁺

CONC, SVD and 1TON compute improved embeddings, but only on the intersection vocabulary. 1TON⁺'s benefit is that, in addition to improving embeddings for the *intersection*, it computes consistent embeddings for the *union* of all individual vocabularies, thus greatly increasing the coverage of individual embedding sets.

5 MUTUALLEARNING

We will see below that the ensemble methods have complementary strengths and weaknesses with respect to compactness, efficiency of training and performance. We therefore introduce MUTUALLEARNING in this section, a method that extends CONC, SVD and 1TON, such that they have increased coverage of the vocabulary. With MUTUALLEARNING, all four ensemble methods – CONC, SVD, 1TON and 1TON⁺ – have the benefits of both performance enhancement and increased coverage and we can use criteria like compactness and efficiency of training to select the best ensemble method for a particular application.

MUTUALLEARNING is applied to learn OOV embeddings for all c embedding sets; however, for ease of exposition, let us assume we want to compute embeddings for OOVs for embedding set j only, based on known embeddings in the other $c - 1$ embedding sets, with indexes $i \in \{1 \dots j - 1, j + 1 \dots c\}$. We do this by learning $c - 1$ mappings f_{ij} , each a projection from embedding set E_i to embedding set E_j .

Similar to Section 4.3, we train mapping f_{ij} on the intersection $V_i \cap V_j$ of the vocabularies covered by the two embedding sets. Formally:

$$\hat{\mathbf{w}}_j = f_{ij}(\mathbf{w}_i) = \mathbf{M}_{ij}\mathbf{w}_i \quad (3)$$

where $\mathbf{M}_{ij} \in \mathbb{R}^{d_j \times d_i}$, $\mathbf{w}_i \in \mathbb{R}^{d_i}$ denotes the representation of word w in space V_i and $\hat{\mathbf{w}}_j$ is the projected (or learned) meta-embedding of word w in space V_j . Training loss has the same form as for 1TON. A total of $c - 1$ projections f_{ij} are trained to learn OOV embeddings for embedding set j .

Let w be a word unknown in the vocabulary V_j of embedding set j , but known in V_1, V_2, \dots, V_k . To compute an embedding for w in V_j , we first compute the k projections $f_{1j}(\mathbf{w}_1), f_{2j}(\mathbf{w}_2), \dots, f_{kj}(\mathbf{w}_k)$ from the source spaces V_1, V_2, \dots, V_k to the target space V_j . Then, the element-wise average of $f_{1j}(\mathbf{w}_1), f_{2j}(\mathbf{w}_2), \dots, f_{kj}(\mathbf{w}_k)$ is treated as the representation of w in V_j . Our motivation is that – assuming there is a true representation of w

in V_j and assuming the projections were learned well – we would expect all the projected vectors to be close to the true representation. Also, each source space contributes potentially complementary information. Hence averaging them is a balance of knowledge from all source spaces.

6 Experiments

We report results on three tasks: word similarity, word analogy and POS tagging.

6.1 Training setup

Neural networks are trained by back-propagation with mini-batches. The gradient-based optimization is performed using the AdaGrad update rule (Duchi et al., 2011). Table 1 gives hyperparameter values.

	bs	lr	L2
1TON	200	0.005	5×10^{-4}
MUTUALLEARNING (ml)	200	0.01	5×10^{-8}
1TON ⁺	2000	0.005	5×10^{-4}

Table 1: Training setup. bs: batch size; lr: learning rate; L2: L2 weight.

6.2 Word similarity and analogy tasks

Word similarity tasks include WordSim353 (Finkelstein et al., 2001), MC30 (Miller and Charles, 1991), RG (Rubenstein and Goodenough, 1965), SCWS (Huang et al., 2012) and RW (Luong et al., 2013). Recall that we tuned the weighting parameter i on MC30. Even though MC30 is not a valid test set, we provide MC30 results for completeness.

The word analogy task proposed in (Mikolov et al., 2013b) consists of questions like, “ a is to b as c is to $_$?”. The dataset contains 19,544 such questions, divided into a *semantic* subset of size 8869 and *syntactic* subset of size 10,675.

Overall Results. Table 2 has four blocks: “ind-full” lists the performance of individual embedding sets with respective full vocabulary in different tasks; “ind-overlap” contains the performance of individual embedding sets with overlapping vocabulary in those tasks; “ensemble” reports the performance of our four ensemble methods with overlapping vocabulary; “discard” reports the performance when one of the five embedding sets is removed.

	Model	WS353	MC30	RG	SCWS	RW	sem.	syn.	tot.
ind-full	1 HLBL	35.7 (3)	41.5 (0)	35.2 (1)	47.6 (96)	19.1 (892)	27.1 (423)	22.8 (198)	24.7
	2 Huang	61.7 (18)	65.9 (0)	63.0 (0)	44.7 (20)	6.4 (982)	8.4 (1016)	11.9 (326)	10.4
	3 GloVe	75.4 (18)	83.6 (0)	82.9 (0)	65.1 (20)	48.7 (21)	81.4 (0)	70.1 (0)	75.2
	4 CW	28.4 (3)	21.7 (0)	29.9 (1)	39.9 (97)	15.3 (896)	17.4 (423)	5.0 (198)	10.5
	5 W2V	69.8 (0)	78.9 (0)	76.1 (0)	66.5 (21)	53.4 (209)	77.1 (0)	74.4 (0)	75.6
ind-overlap	6 HLBL	34.8 (21)	41.5 (0)	35.2 (1)	47.9 (127)	22.2 (1212)	13.8 (8486)	15.4 (1859)	15.4
	7 Huang	62.0 (21)	65.9 (0)	64.1 (1)	46.8 (127)	3.9 (1212)	27.9 (8486)	9.9 (1859)	10.7
	8 GloVe	75.5 (21)	83.6 (0)	82.4 (1)	66.1 (127)	59.1 (1212)	91.1 (8486)	68.2 (1859)	69.2
	9 CW	30.8 (21)	21.7 (0)	29.9 (1)	39.9 (127)	17.4 (1212)	11.2 (8486)	2.3 (1859)	2.7
	10 W2V	69.3 (21)	78.9 (0)	75.4 (1)	66.7 (127)	61.5 (1212)	89.3 (8486)	72.6 (1859)	73.3
discard	11 CONC (-HLBL)	76.5 (21)	86.3 (0)	82.5 (1)	68.5 (127)	63.0 (1211)	93.2 (8486)	74.0 (1859)	74.8
	12 CONC (-Huang)	76.5 (21)	86.3 (0)	82.5 (1)	68.5 (127)	62.9 (1212)	93.2 (8486)	74.0 (1859)	74.8
	13 CONC (-GloVe)	69.4 (21)	79.1 (0)	75.6 (1)	66.8 (127)	61.5 (1212)	89.3 (8486)	72.7 (1859)	73.4
	14 CONC (-CW)	76.5 (21)	86.6 (0)	82.5 (1)	68.5 (127)	62.9 (1212)	93.2 (8486)	73.9 (1859)	74.7
	15 CONC (-W2V)	75.5 (21)	83.6 (0)	82.4 (1)	65.9 (127)	59.1 (1212)	90.9 (8486)	68.3 (1859)	69.2
	16 SVD (-HLBL)	76.1 (21)	85.6 (0)	82.7 (1)	65.3 (127)	61.5 (1211)	90.6 (8486)	69.5 (1859)	70.4
	17 SVD (-Huang)	76.5 (21)	85.4 (0)	83.5 (1)	65.7 (127)	61.7 (1212)	91.4 (8486)	69.8 (1859)	70.7
	18 SVD (-GloVe)	66.9 (21)	81.6 (0)	78.6 (1)	63.2 (127)	59.1 (1212)	88.8 (8486)	67.3 (1859)	68.2
	19 SVD (-CW)	76.1 (21)	85.7 (0)	82.7 (1)	65.3 (127)	61.5 (1212)	90.6 (8486)	69.5 (1859)	70.4
	20 SVD (-W2V)	79.0 (21)	87.3 (0)	80.7 (1)	64.1 (127)	59.1 (1212)	90.3 (8486)	66.0 (1859)	67.1
21 1TON (-HLBL)	75.5 (21)	82.4 (0)	81.0 (1)	65.4 (127)	60.1 (1211)	91.9 (8486)	75.9 (1859)	76.5	
22 1TON (-Huang)	75.4 (21)	82.4 (0)	82.3 (1)	65.6 (127)	60.2 (1212)	93.5 (8486)	76.3 (1859)	77.0	
23 1TON (-GloVe)	66.5 (21)	76.5 (0)	75.3 (1)	62.0 (127)	56.5 (1212)	89.0 (8486)	73.8 (1859)	74.5	
24 1TON (-CW)	76.5 (21)	84.8 (0)	83.4 (1)	67.2 (127)	62.0 (1212)	91.4 (8486)	73.1 (1859)	73.8	
25 1TON (-W2V)	75.9 (21)	80.1 (0)	78.6 (1)	63.7 (127)	56.8 (1212)	92.2 (8486)	72.2 (1859)	73.0	
26 1TON+ (-HLBL)	75.8 (21)	85.5 (0)	83.3 (1)	68.4 (127)	62.3 (1211)	92.2 (8486)	76.2 (1859)	76.9	
27 1TON+ (-Huang)	76.1 (21)	86.3 (0)	83.3 (1)	68.6 (127)	62.2 (1212)	93.8 (8486)	76.1 (1859)	76.8	
28 1TON+ (-GloVe)	71.2 (21)	80.0 (0)	75.7 (1)	67.3 (127)	62.5 (1212)	90.0 (8486)	73.3 (1859)	74.0	
29 1TON+ (-CW)	78.1 (21)	85.5 (0)	83.9 (1)	68.3 (127)	62.7 (1212)	91.8 (8486)	73.3 (1859)	74.1	
30 1TON+ (-W2V)	76.2 (21)	84.4 (0)	83.1 (1)	67.7 (127)	60.9 (1212)	92.4 (8486)	72.4 (1859)	73.2	
ensemble	31 CONC	76.5 (21)	86.3 (0)	82.5 (1)	68.5 (127)	62.9 (1212)	93.2 (8486)	74.0 (1859)	74.8
	32 SVD	76.0 (21)	85.7 (0)	82.7 (1)	65.3 (127)	61.5 (1212)	90.6 (8486)	69.5 (1859)	70.4
	33 1TON	74.5 (21)	80.7 (0)	80.7 (1)	65.7 (127)	60.1 (1212)	91.9 (8486)	76.1 (1859)	76.8
	34 1TON+	75.3 (21)	85.2 (0)	82.7 (1)	67.1 (127)	61.6 (1212)	92.5 (8486)	76.3 (1859)	77.0

Table 2: Results on five word similarity tasks and analogical reasoning. The number of OOVs is given in parentheses for each result. “ind-full/ind-overlap”: individual embedding sets with respective full/overlapping vocabulary; “ensemble”: ensemble results using all five embedding sets; “discard”: one of the five embedding sets is removed. If a result is better than all methods in “ind-overlap”, then it is bolded.

	RW(21)				semantic				syntactic				total				
	rand	aver	ml	1TON+	rand	aver	ml	1TON+	rand	aver	ml	1TON+	rand	aver	ml	1TON+	
ind	HLBL	7.4	6.9	17.3	17.5	26.3	26.4	26.3	26.4	22.4	22.4	22.7	22.9	24.1	24.2	24.4	24.5
	Huang	4.4	4.3	6.4	6.4	1.2	2.7	21.8	22.0	7.7	4.1	10.9	11.4	4.8	3.3	15.8	16.2
	CW	7.1	10.6	17.3	17.7	17.2	17.2	16.7	18.4	4.9	5.0	5.0	5.5	10.5	10.5	10.3	11.4
ensemble	CONC	14.2	16.5	48.3	-	4.6	18.0	88.1	-	62.4	15.1	74.9	-	36.2	16.3	81.0	-
	SVD	12.4	15.7	47.9	-	4.1	17.5	87.3	-	54.3	13.6	70.1	-	31.5	15.4	77.9	-
	1TON	16.7	11.7	48.5	-	4.2	17.6	88.2	-	60.0	15.0	76.8	-	34.7	16.1	82.0	-
	1TON+	-	-	-	48.8	-	-	-	88.4	-	-	-	76.3	-	-	-	81.1

Table 3: Comparison of effectiveness of four methods for learning OOV embeddings. rand: random initialization. aver: average of embeddings of known words. ml: MUTUALLEARNING. 1TON+: 1TON+ ensemble method. RW(21) means there are still 21 OOVs for the vocabulary union.

In “ensemble” block, we can see that all ensemble approaches are very promising. For concatenation method, discarding HLBL, Huang or CW does not seem to hurt performance: CONC, CONC(-HLBL), CONC(-Huang) and CONC(-CW) can beat each individual embedding set in all tasks. GloVe contributes most in WS353, MC30 and RG; Word2Vec contributes most in RW and word analogy tasks.

SVD reduces the dimension of concatenated vectors from 950 to 200 at only a small cost to performance. Each constituent embedding set seems to have a contribution to the whole performance. Still, GloVe contributes most in SVD for each task while Word2Vec contributes more in RW and word analogy.

1TON performs well only in word analogy task, but it gains great improvement when discarding CW embeddings. 1TON⁺ performs better than 1TON: it has stronger results when considering all embedding sets and can still outperform constituent embedding sets while discarding HLBL, Huang or CW.

These results demonstrate that ensemble methods using multiple embedding sets produce stronger embeddings. However, it does not mean the more constituent embedding sets the better. Whether an embedding set helps, depends on the embedding set itself as well as on the ensemble approach.

Within the four ensemble methods, CONC has very robust performance. However, it has a dimension of 950, which potentially results in too many parameters to tune for an NN system. SVD reduces CONC’s dimensionality dramatically and still keeps competitive performance, especially in word similarity tasks. 1TON is pretty competitive in word analogy tasks while not that strong in word similarity tasks. 1TON⁺ performs consistently strongly in word similarity tasks and word analogy tasks. Note that SVD, 1TON and 1TON⁺ all have advantage of smaller dimensionality over CONC.

In above comparison, we did not consider some state-of-the-art results in those tasks. One reason is that it is hard to keep fair comparison. For example, we compared those systems by first cutting the same OOV vocabulary for each task in Table 2. For some state-of-the-art reports, we can not directly compare with them if they do not have released embedding sets. GloVe and Word2Vec nev-

ertheless are widely recognized as state-of-the-art embedding sets. Another reason still lies in our original motivation: combination of diverse embedding sets produces better-performing embedding set than constituent ones. So, this work just presents some ensemble frameworks, and any released state-of-the-art embedding set can be incorporated into these frameworks, then stronger embedding set is expected to appear.

System comparison of learning OOV embeddings. In Table 3, we extend the vocabularies of each constituent embedding set (“ind” block) and our ensemble approaches (“ensemble” block) to the vocabulary union, reporting their performance on RW and word analogy – these sets contain the most OOVs. As both Word2Vec and GloVe have full coverage in word analogy task, we do not report them again in this table. For each embedding set, we can compute the representation of an OOV (i) as a randomly initialized vector (rand); (ii) as the average of embeddings of all known words (aver); (iii) by MUTUALLEARNING (ml) and (iv) by 1TON⁺. 1TON⁺ learns OOV embeddings for constituent embedding sets and meta-embeddings simultaneously, and it would not make sense to replace these OOV embeddings computed by 1TON⁺ with embeddings computed by “rand/aver/ml”. Hence, we do not report “rand/aver/ml” results for 1TON⁺.

From Table 3 we see four interesting aspects. (i) MUTUALLEARNING helps much if an embedding set has lots of OOVs in certain task. For example, MUTUALLEARNING is much better than “average” and “random” in RW task, and outperforms “random” considerably for CONC, SVD and 1TON in word analogy task. However, it cannot make big difference for HLBL/CW in word analogy, probably because these two embedding sets have much fewer OOVs, in which case “average” or “random” embeddings work well enough. (ii) “average” produces very bad results for CONC, SVD and 1TON in word analogy task, especially in the syntactic subtask. We notice that those systems have large numbers of OOVs in word analogy task. If for analogy “ a is to b as c is to d ” all four of a, b, c, d are OOVs, then they are represented with the same average vector. Hence, similarity between $b - a + c$ and each OOV is 1.0. In this case, it is almost impossible to predict the correct answer d . Unfortunately, methods CONC, SVD and 1TON have many OOVs, result-

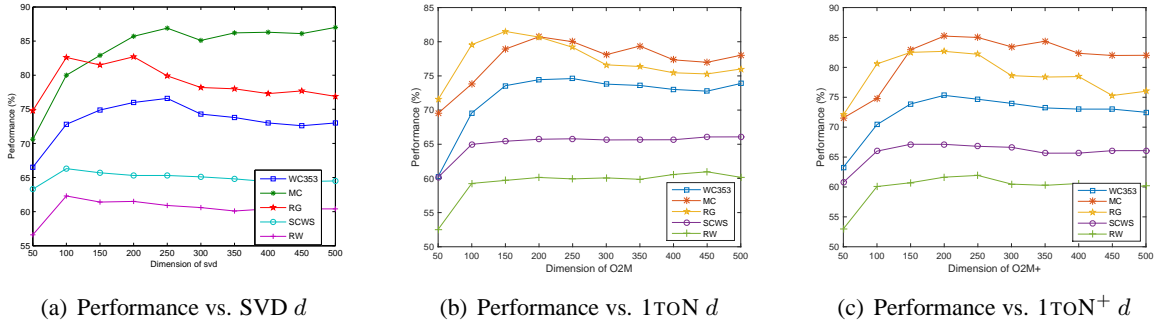


Figure 4: Influence of dimensionality

	newsgroups		reviews		weblogs		answers		emails		wsj		
	ALL	OOV	ALL	OOV	ALL	OOV	ALL	OOV	ALL	OOV	ALL	OOV	
baselines	TnT	88.66	54.73	90.40	56.75	93.33	74.17	88.55	48.32	88.14	58.09	95.76	88.30
	Stanford	89.11	56.02	91.43	58.66	94.15	77.13	88.92	49.30	88.68	58.42	96.83	90.25
	SVMTool	89.14	53.82	91.30	54.20	94.21	76.44	88.96	47.25	88.64	56.37	96.63	87.96
	C&P	89.51	57.23	91.58	59.67	94.41	78.46	89.08	48.46	88.74	58.62	96.78	88.65
	FLORS	90.86	66.42	92.95	75.29	94.71	83.64	90.30	62.15	89.44	62.61	96.59	90.37
+indiv	FLORS+HLBL	90.01	62.64	92.54	74.19	94.19	79.55	90.25	62.06	89.33	62.32	96.53	91.03
	FLORS+Huang	90.68	68.53	92.86	77.88	94.71	84.66	90.62	65.04	89.62	64.46	96.65	91.69
	FLORS+GloVe	90.99	70.64	92.84	78.19	94.69	86.16	90.54	65.16	89.75	65.61	96.65	92.03
	FLORS+CW	90.37	69.31	92.56	77.65	94.62	84.82	90.23	64.97	89.32	65.75	96.58	91.36
	FLORS+W2V	90.72	72.74	92.50	77.65	94.75	86.69	90.26	64.91	89.19	63.75	96.40	91.03
+meta	FLORS+CONC	91.87	72.64	92.92	78.34	95.37	86.69	90.69	65.77	89.94	66.90	97.31	92.69
	FLORS+SVD	90.98	70.94	92.47	77.88	94.50	86.49	90.75	64.85	89.88	65.99	96.42	90.36
	FLORS+1TON	91.53	72.84	93.58	78.19	95.65	87.62	91.36	65.36	90.31	66.48	97.66	92.86
	FLORS+1TON ⁺	91.86	73.36	93.14	78.77	95.65	87.29	91.73	66.28	90.53	66.72	97.75	92.55

Table 4: POS tagging results on six target domains. “baselines” lists representative systems for this task, including FLORS. “+indiv / +meta”: FLORS with constituent embedding set / meta-embeddings. Bold numbers mean they are higher than corresponding numbers in “baselines” and “+indiv”.

ing in the low numbers in Table 3. (iii) MUTUAL-LEARNING learns very effective embeddings for OOVs. CONC-ml, 1TON-ml and SVD-ml all get better results than Word2Vec and GloVe in word analogy task (e.g., for semantic analogy: 88.1, 87.3, 88.2 vs. 81.4 for GloVe). Considering further their bigger vocabulary, these ensemble methods are very strong representation learning algorithms. (iv) The performance of 1TON⁺ for learning embeddings for OOVs is competitive with MUTUALLEARNING. For HLBL/Huang/CW, 1TON⁺ performs slightly better than MUTUALLEARNING in all four metrics. Comparing 1TON-ml with 1TON⁺, 1TON⁺ is better than “ml” on RW and semantic task, while performing worse on syntactic task.

Influence of dimensionality d . Figure 4 shows how performance depends on the parameter d for SVD, 1TON and 1TON⁺. Dimensionalities with peak performance for different data sets and methods are in the interval $d \in [100, 500]$. There are no big differences in the averages across data sets and

methods for high enough d , roughly in the interval $[150, 500]$. In summary, as long as d is chosen to be large enough (e.g., ≥ 150), performance is fairly robust.

We will release the meta-embeddings produced by methods SVD, 1TON and 1TON⁺ for $d = 200$ and also the meta-embeddings for method CONC.

6.3 Domain Adaptation for POS Tagging

This section evaluates the quality of individual embedding sets and our meta-embeddings in a POS tagging task. For POS tagging, we add word embeddings into FLORS which is the best performing POS tagger for unsupervised domain adaptation in (Schnabel and Schütze, 2014)

FLORS tagger. It treats POS tagging as a window-based, multilabel classification problem using LIBLINEAR,⁷ a linear SVM. A word’s representation consists of four feature vectors: one each for its suffix, its shape and its left and right distributional neighbors. Suffix and shape features

⁷liblinear.bwaldvogel.de (Fan et al., 2008)

are standard features used in the literature; our use of them in FLORS is exactly as described in (Schnabel and Schütze, 2014).

Let $f(w)$ be the concatenation of the two distributional and suffix and shape vectors of word w . Then FLORS represents token v_i as follows:

$$f(v_{i-2}) \oplus f(v_{i-1}) \oplus f(v_i) \oplus f(v_{i+1}) \oplus f(v_{i+2})$$

where \oplus is vector concatenation. Thus, token v_i is tagged based on a 5-word window.

FLORS is trained on sections 2-21 of Wall Street Journal (WSJ) and evaluated on the development sets of six different target domains: five SANCL (Petrov and McDonald, 2012) domains – newsgroups, weblogs, reviews, answers, emails – and sections 22-23 of WSJ for in-domain testing.

Original FLORS mainly depends on distributional features. We insert the fifth kind of feature vector for each word: word embedding, and test if this additional feature category can help this task. All embedding sets (except for 1TON⁺) have a union vocabulary by MUTUALLEARNING (ml).

Table 4 gives results for some representative systems (“baselines”), FLORS with individual embedding sets (“+indiv”) and FLORS with meta-embeddings (“+meta”). Following conclusions can be drawn. (i) Not all individual embedding sets are beneficial in this task. For example, HLBL embeddings make FLORS perform worse in 11 out of 12 cases. (ii) However, in most cases, embeddings improve system performance, which is consistent with prior work on using embeddings for this type of task (Xiao and Guo, 2013; Yang and Eisenstein, 2014; Tsuboi, 2014). (iii) Meta-embeddings generally help more than the individual embedding sets, except for SVD (which only performs better in 3 out of 12 cases).

7 Conclusion

This work presented four ensemble methods – CONC, SVD, 1TON and 1TON⁺ – for learning meta-embeddings from multiple embedding sets. Experiments on word similarity, word analogy and POS tagging indicated the high quality of these meta-embeddings. The ensemble methods have the added advantage of increasing vocabulary coverage. We will release the meta-embeddings publicly.

References

- [Bansal et al.2014] Mohit Bansal, Kevin Gimpel, and Karen Livescu. 2014. Tailoring continuous word representations for dependency parsing. In *Proceedings of the Annual Meeting of the Association for Computational Linguistics*.
- [Bengio et al.2003] Yoshua Bengio, Réjean Ducharme, Pascal Vincent, and Christian Janvin. 2003. A neural probabilistic language model. *The Journal of Machine Learning Research*, 3:1137–1155.
- [Chen et al.2013] Yanqing Chen, Bryan Perozzi, Rami Al-Rfou, and Steven Skiena. 2013. The expressive power of word embeddings. In *ICML Workshop on Deep Learning for Audio, Speech, and Language Processing*.
- [Collobert and Weston2008] Ronan Collobert and Jason Weston. 2008. A unified architecture for natural language processing: Deep neural networks with multitask learning. In *Proceedings of the 25th international conference on Machine learning*, pages 160–167. ACM.
- [Collobert et al.2011] Ronan Collobert, Jason Weston, Léon Bottou, Michael Karlen, Koray Kavukcuoglu, and Pavel Kuksa. 2011. Natural language processing (almost) from scratch. *The Journal of Machine Learning Research*, 12:2493–2537.
- [Duchi et al.2011] John Duchi, Elad Hazan, and Yoram Singer. 2011. Adaptive subgradient methods for online learning and stochastic optimization. *The Journal of Machine Learning Research*, 12:2121–2159.
- [Fan et al.2008] Rong-En Fan, Kai-Wei Chang, Chou-Jui Hsieh, Xiang-Rui Wang, and Chih-Jen Lin. 2008. Liblinear: A library for large linear classification. *The Journal of Machine Learning Research*, 9:1871–1874.
- [Finkelstein et al.2001] Lev Finkelstein, Evgeniy Gabilovich, Yossi Matias, Ehud Rivlin, Zach Solan, Gadi Wolfman, and Eytan Ruppín. 2001. Placing search in context: The concept revisited. In *Proceedings of the 10th international conference on World Wide Web*, pages 406–414. ACM.
- [Hill et al.2014] Felix Hill, KyungHyun Cho, Sebastien Jean, Coline Devin, and Yoshua Bengio. 2014. Not all neural embeddings are born equal. In *NIPS Workshop on Learning Semantics*.
- [Hill et al.2015] Felix Hill, Kyunghyun Cho, Sebastien Jean, Coline Devin, and Yoshua Bengio. 2015. Embedding word similarity with neural machine translation. *ICLR workshop*.
- [Huang et al.2012] Eric H Huang, Richard Socher, Christopher D Manning, and Andrew Y Ng. 2012. Improving word representations via global context and multiple word prototypes. In *Proceedings of the 50th Annual Meeting of the Association for Computational Linguistics: Long Papers-Volume 1*, pages 873–882. Association for Computational Linguistics.

- [Le and Mikolov2014] Quoc V Le and Tomas Mikolov. 2014. Distributed representations of sentences and documents. In *Proceedings of the 31st international conference on Machine learning*.
- [Luo et al.2014] Yong Luo, Jian Tang, Jun Yan, Chao Xu, and Zheng Chen. 2014. Pre-trained multi-view word embedding using two-side neural network. In *Twenty-Eighth AAAI Conference on Artificial Intelligence*.
- [Luong et al.2013] Minh-Thang Luong, Richard Socher, and Christopher D Manning. 2013. Better word representations with recursive neural networks for morphology. *CoNLL-2013*, 104.
- [Mikolov et al.2010] Tomas Mikolov, Martin Karafiát, Lukas Burget, Jan Cernocký, and Sanjeev Khudanpur. 2010. Recurrent neural network based language model. In *INTERSPEECH 2010, 11th Annual Conference of the International Speech Communication Association, Makuhari, Chiba, Japan, September 26-30, 2010*, pages 1045–1048.
- [Mikolov et al.2013a] Tomas Mikolov, Kai Chen, Greg Corrado, and Jeffrey Dean. 2013a. Efficient estimation of word representations in vector space. In *Proceedings of Workshop at ICLR*.
- [Mikolov et al.2013b] Tomas Mikolov, Ilya Sutskever, Kai Chen, Greg S Corrado, and Jeff Dean. 2013b. Distributed representations of words and phrases and their compositionality. In *Advances in Neural Information Processing Systems*, pages 3111–3119.
- [Mikolov2012] Tomáš Mikolov. 2012. Statistical language models based on neural networks. *Presentation at Google, Mountain View, 2nd April*.
- [Miller and Charles1991] George A Miller and Walter G Charles. 1991. Contextual correlates of semantic similarity. *Language and cognitive processes*, 6(1):1–28.
- [Mnih and Hinton2009] Andriy Mnih and Geoffrey E Hinton. 2009. A scalable hierarchical distributed language model. In *Advances in neural information processing systems*, pages 1081–1088.
- [Pennington et al.2014] Jeffrey Pennington, Richard Socher, and Christopher D Manning. 2014. Glove: Global vectors for word representation. *Proceedings of the Empirical Methods in Natural Language Processing (EMNLP 2014)*, 12.
- [Petrov and McDonald2012] Slav Petrov and Ryan McDonald. 2012. Overview of the 2012 shared task on parsing the web. In *Notes of the First Workshop on Syntactic Analysis of Non-Canonical Language (SANCL)*, volume 59.
- [Rubenstein and Goodenough1965] Herbert Rubenstein and John B Goodenough. 1965. Contextual correlates of synonymy. *Communications of the ACM*, 8(10):627–633.
- [Schnabel and Schütze2014] Tobias Schnabel and Hinrich Schütze. 2014. Flors: Fast and simple domain adaptation for part-of-speech tagging. *Transactions of the Association for Computational Linguistics*, 2:15–26.
- [Tsuboi2014] Yuta Tsuboi. 2014. Neural networks leverage corpus-wide information for part-of-speech tagging. In *Proceedings of the 2014 Conference on Empirical Methods in Natural Language Processing (EMNLP)*, pages 938–950.
- [Turian et al.2010] Joseph Turian, Lev Ratinov, and Yoshua Bengio. 2010. Word representations: a simple and general method for semi-supervised learning. In *Proceedings of the 48th annual meeting of the association for computational linguistics*, pages 384–394. Association for Computational Linguistics.
- [Xiao and Guo2013] Min Xiao and Yuhong Guo. 2013. Domain adaptation for sequence labeling tasks with a probabilistic language adaptation model. In *Proceedings of The 30th International Conference on Machine Learning*, pages 293–301.
- [Yang and Eisenstein2014] Yi Yang and Jacob Eisenstein. 2014. Unsupervised domain adaptation with feature embeddings. *ICLR workshop*.