

# The compression property of hydrogen at megabar pressures and the form of the repulsive interaction potential in hydrogen at short distances

Alexander V. Mitin<sup>1\*</sup>

*The Chemistry Department of the Moscow State University, 119991 Moscow, Russia*

<sup>1</sup>*Moscow Institute of Physics and Technology, 9 Institutskiy per., Dolgoprudny, Moscow Region, 141700, Russia*  
(Dated: December 7, 2024)

It is shown that the slope of the repulsive part of the interaction potential between hydrogen atoms above the dissociation limit decreases with decreasing internuclear separation. Such a form of the repulsive potential explains the reduction of the shock and quasi-isentropic compression curve slopes of hydrogen isotopes at megabar pressures obtained in recent experiments [R. F. Trunin, V. D. Ustin, and A. B. Medvedev, *Phys.-Usp.* **53**, 577 (2010), R. I. Ilkaev, *et al.*, *AIP Conf. Proc.* **706**, 73 (2004)].

PACS numbers: 95.30.Tg, 31.10.+z, 31.50.-x

## I. INTRODUCTION

Investigations of properties of gases at ultra high pressures are very important for astrophysics, because they lead to the improvement of their equation of state and also to clarify dynamics of initial stages of gas compression upon formation of stars [1–4].

Recently, it was demonstrated that the shock and quasi-isentropic compression of hydrogen isotopes display successive sharp reductions in the compression curve slopes at the pressures 45 and 300 GPa respectively, although an anomalous increase in density under both compressions was not detected experimentally [5, 6]. However, an explanation of this interesting fact was not presented.

In this connection, one can note that the lower parts of the repulsive potentials of diatomic molecules are well defined by experimental techniques: below dissociation limits by the optical methods of molecular spectroscopy [7] and above dissociation limits by elastic scattering [8, 9]. The upper parts of the potentials at  $R \rightarrow 0$  behave as [10]

$$U(R) = Ae^{-\beta R}.$$

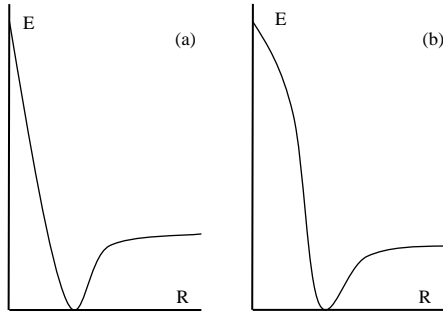


FIG. 1. Possible types of potential curve of a diatomic molecule.

The potentials in these two regions are usually connected by a smooth line supposing that there are no additional physical phenomena in the region between them (Fig. 1a).

However, the analytical solution of the Schrödinger equation for the hydrogen molecular ion  $H_2^+$  [11] shows that the total wave function is the linear combination of two linear independent wave functions (two-term function), where the dominant term changes with the variation of the internuclear distance. In the vicinity of the equilibrium internuclear separation the molecular wave function is dominant, while at short distances the quasi-atomic wave function becomes dominant.

It is reasonable to suppose that the algebraic structure of the total wave function of  $H_2$  should be similar to that of  $H_2^+$ . Therefore, one can expect that changes of the dominant wave function from the molecular to the quasi-atomic due to the reduction of internuclear separation will result in changes of the slope of the repulsive potential above the dissociation limit with reduction of the internuclear distance in  $H_2$ .

From this follows that the effect of a reduction of the shock and quasi-isentropic compression curve slopes of hydrogen isotopes at megabar pressures obtained in recent experiments [5, 6] can be explained by continuous reduction of the slope of the repulsive potential above the dissociation limit between hydrogen atoms with reduction of the internuclear separation. The qualitative form of such a potential is presented on Fig. 1b.

In this connection, the interaction potentials in  $H_2^+$  and  $H_2$  were investigated and the total electron density distributions at different internuclear separations in  $H_2$  were calculated. Obtained results show that the  $H_2$  potential curve has a form qualitatively presented on Fig 1b and that the total wave function of  $H_2$  is the linear combination of the two linear independent wave functions.

## II. POTENTIAL CURVES OF $H_2^+$ AND $H_2$

The exact numerical solution of the Schrödinger equation for the hydrogen molecular ion  $H_2^+$  in elliptic coordinates [12] can be obtained by the methods [13, 14]. In

\* mitin@phys.chem.msu.ru

the present study, the interaction potential of  $H_2^+$  was calculated for internuclear separations from  $1.0E-6$  to  $2.0$  a.u. using the program [15] converted to quadruple precision. It is presented on Fig. 2 in double logarithmic coordinates.

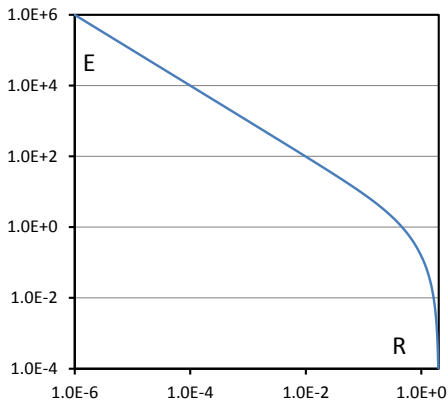


FIG. 2. Interaction potential of  $H_2^+$  in double logarithmic coordinates. The total energy and the internuclear distance are in a.u.

Two regions with quite different slopes of the interaction potential are observed on this figure: the quasi-atomic region at short internuclear separations and the molecular region at distances near the equilibrium internuclear point.

The interaction potential of  $H_2$  calculated from the finite-difference solutions of the Hartree-Fock equation[16] in quadruple precision are presented on Fig. 3 in double logarithmic coordinates. The influence of the correlation energy on the asymptotic property of the interaction potential is insignificant. It follows from the ideal coinciding of the Hartree-Fock potential with the potential of  $H_2$  [17], which takes into account the correlation energy, on Fig. 3.

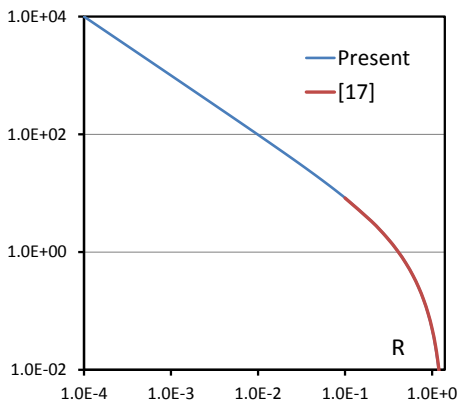


FIG. 3. Interaction potential of  $H_2$  in double logarithmic coordinates. The total energy and the internuclear distance are in a.u.

The two regions with different slopes of the interaction potentials can also be evidently recognized on these

figures. It can be seen that the shape of the  $H_2$  Hartree-Fock potential are qualitatively similar to that of the  $H_2^+$  potential.

Additionally, to show that the changes of slopes of repulsive potentials is a general property of potentials in diatomic molecules, the repulsive potential in  $He_2$  has been calculated in a similar way as described above for the potential in  $H_2$ . The obtained potential is presented on Fig. 4 in double logarithmic coordinates.

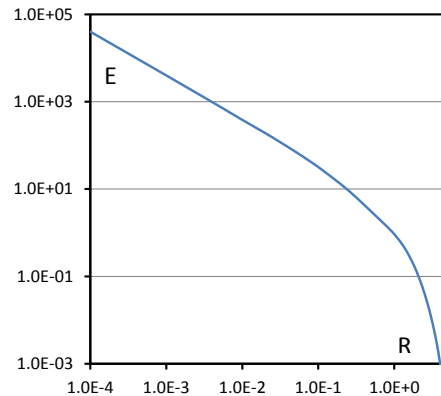


FIG. 4. Interaction potential of  $He_2$  in double logarithmic coordinates. The total energy and the internuclear distance are in a.u.

This figure also shows that the slope of the repulsive potential in  $He_2$  at distances near the equilibrium point is quite different in comparison with the slope at short internuclear separations.

Thus, the slope of the repulsive interaction potential in  $H_2$  above the dissociation limit reduces with decreasing internuclear separation as qualitatively presented on Fig. 1b. Such reduction of the slope is explained by the changes of the dominant term of the total wave function with changing internuclear separation. The total wave function itself is a linear combination of the two linear independent wave functions. Near the equilibrium distance the molecular wave function of the total wave function is dominant, while at short internuclear distances the quasi-atomic wave function becomes dominant.

### III. ELECTRONIC DENSITY IN $H_2$

Numerical calculations of three-dimensional total electron density distributions in  $H_2$  at different internuclear distances give additional confirmation that the total wave function is a two-term function in the sense that it is a linear combination of two linear independent functions.

For this reason, the total electron density in  $H_2$  was calculated by the quadratic configuration interaction method at different internuclear separations using the Gaussian 94 program [18]. The calculations were performed by employing the nuclei centered Gaussian basis functions  $14s5p4d3f2g$ . Obtained densities are presented on Fig. 5.

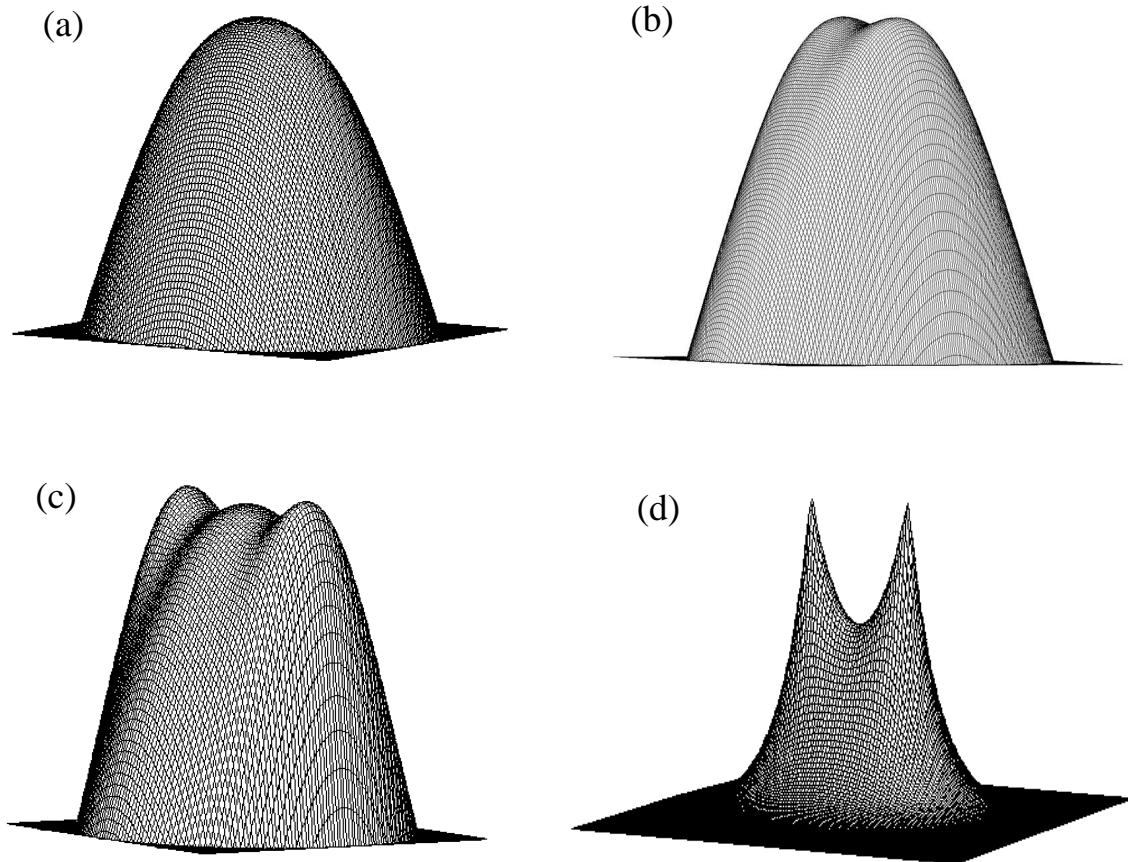


FIG. 5. Electron densities in  $H_2$  at different internuclear distances (in a.u.): (a) - 0.03, (b) - 0.05, (c) - 0.08, (d) - 1.4.

From the results presented above follows that at short internuclear separations the dominant term of the total wave function is the quasi-atomic wave function. Therefore, the total electron density distribution should have the form of a perturbed spheroid, which is observed on Fig. 5a at internuclear separation of  $R = 0.03$  a.u. An increasing  $R$  leads to the growth of the amplitude of the molecular wave function of the total wave function, which has two maxima at the positions of two nuclei. This results in a total electron density distribution with two maxima which can be observed on Fig. 5b at  $R = 0.05$  a.u. At some  $R$  the amplitudes of both wave functions have to become comparable and, hence, electron densities from both wave functions have to be observable on the total electron density distribution. Such a distribution at  $R = 0.08$  a.u. is presented on Fig. 5c, where the electron density of the quasi-atomic wave function of spherical symmetry is located in the middle between nuclei and the electron density of the molecular wave function of cylindrical symmetry is well recognizable by the two maxima at the positions of the two nuclei. Further increasing  $R$  leads to the case where the molecular wave function of the total wave function becomes dominant. As a result, the total electron density distribution

at such  $R$  has the usual form similar to that presented on Fig. 5d at  $R = 1.4$  a.u.

#### IV. CONCLUSIONS

The high precision numerical calculation of the Hartree-Fock equation for  $H_2$  and the calculation of the total electron density in  $H_2$  show that total wave function in  $H_2$  is a two-term function in the sense that it is a linear combination of two linear independent wave functions in which the amplitudes of the terms change with changing the internuclear separations. Near the equilibrium point the amplitude of the molecular wave function of the total wave function is dominant, while at short distances the amplitude of the quasi-atomic wave function is dominant. This conclusion is in agreement with the results of the exact numerical solution of the Schrödinger equation for hydrogen molecular ion  $H_2^+$  as well with the analytical solution of this equation presented in [11].

The change of the dominant term of the total wave function of  $H_2$  results in the reduction of the slope of the potential curve with decrease of the internuclear separation. Thus, it explains the reduction of the shock

and quasi-isentropic compression curve slopes of hydro-

gen isotopes at megabar pressures obtained in recent experiments [5, 6].

- 
- [1] H. Riffert, H. Mütter, H. Herold, H. Ruder, *Matter at high densities in astrophysics*, Springer, Berlin, 274 p., 1996.
  - [2] *Equation-of-state and phase-transition issues in models of ordinary astrophysical matter*, V. Čelebonović, W. Däppen, D. Gough Eds., APS Conference proceedings, Vol. 731, Melville, New York, 2004.
  - [3] F. S. Shu, *The physics of astrophysics*, Vol. II, *Gas dynamics*, University Science Book, Mill Valley, California, 476 p., 1992.
  - [4] S. N. Shore, *Astrophysical hydrodynamics*, Wiley-VCH Verlag GmbH & Co KGaA, Weinheim, 451 p., 2007.
  - [5] R. F. Trunin, V. D. Ustin, and A. B. Medvedev, *Phys.-Usp.* **53**, 577 (2010).
  - [6] R. I. Ilkaev, *et al.*, *AIP Conf. Proc.* **706**, 73 (2004).
  - [7] G. Herzberg, *Molecular Spectra and Molecular Structure: I. Spectra of Diatomic Molecules*, Second ed., Krieger, 660 p., 1989.
  - [8] I. Amdur and J. E. Jordan, in: *Advances in chemical physics* Vol. 10, Ed. by J. Ross, New York, Interscience Publ., 1966, Ch. 2, p. 29.
  - [9] E. A. Mason and J. T. Vanderslice, in: *Atomic and molecular processes*, Vol. 13, Ed. by D. R. Bates, New York, Academic Press, 1962, Ch. 17, p. 663.
  - [10] H. M. Hulburt and J. O. Hirschfelder, *J. Chem. Phys.* **9**, 61 (1941).
  - [11] A. V. Mitin, arXiv:1508.01359 (2015).
  - [12] Ø. Burrau, *Kgl. Danske Videnskab. Selskab. Math.-fysiske Meddel.* **7**, 1 (1927).
  - [13] J. Killinbeck, *J. Phys. A* **18**, 245 (1985).
  - [14] G. Hadinger, M. Aubert-Frécon, and G. Hadinger, *J. Phys. B*, **22**, 697 (1989).
  - [15] F. Sattin, *Comp. Phys. Comm.* **105**, 225 (1997).
  - [16] J. Kobus, L. Laaksonen, and D. Sundholm, *Comp. Phys. Comm.* **98**, 346 (1996).
  - [17] K. Pachucki, *Phys. Rev. A* **82**, 032509 (2010).
  - [18] M. J. Frisch *et al.*, *Gaussian 94*, Gaussian, Pittsburgh, 1995.

**List of the figure captions.**

**Figure 1.** Possible types of potential curve of a diatomic molecule.

**Figure 2.** Interaction potential of  $H_2^+$  in double logarithmic coordinates. The total energy and the internuclear distance are in a.u.

**Figure 3.** Interaction potential of  $H_2$  in double log-

arithmic coordinates. The total energy and the internuclear distance are in a.u.

**Figure 4.** Interaction potential of  $He_2$  in double logarithmic coordinates. The total energy and the internuclear distance are in a.u.

**Figure 5.** Electron densities in  $H_2^+$  at different internuclear distances (in a.u.): (a) - 0.03, (b) - 0.05, (c) - 0.08, (d) - 1.4.