

Geodesic trajectories on regular polyhedra

Diana Davis^a Victor Dods^b Cynthia Traub^c Jed Yang^d

August 17, 2015

Abstract

Consider all geodesics between two given points on a polyhedron. On the regular tetrahedron, we describe all the geodesics from a vertex to a point, which could be another vertex. Using the Stern–Brocot tree to explore the recursive structure of geodesics between vertices on a cube, we prove, in some precise sense, that there are twice as many geodesics between certain pairs of vertices than other pairs. We also obtain the fact that there are no geodesics that start and end at the same vertex on the regular tetrahedron or the cube.

Keywords: geodesic, cube, regular tetrahedron, Stern–Brocot tree

1 Introduction

Geodesics on surfaces are curves that are locally shortest. We consider the following problem: Given a point p on a polyhedron and a vertex v , what are the geodesics from p to v ? In this paper, we focus on the cube, and in particular on vertex-to-vertex geodesics, that is, where p is also a vertex. Even though geodesics on convex polyhedra do not pass through vertices, it is possible for a geodesic to start and end at the same vertex (a “geodesic loop”). However, it turns out that this does not happen for the regular tetrahedron and the cube (see Corollaries 3.8 and 5.15, respectively), so we consider p distinct from v .

1.1 Previous results

Fuchs and Fuchs [3] studied closed geodesics on regular polyhedra. They give the (previously known, simple) result for the regular tetrahedron and also describe all closed geodesics on the cube and regular octahedron.

For the regular tetrahedron ([3, §3]), they show that every geodesic is non-self-intersecting and give a simple characterization of every closed geodesic. Since it does not intersect itself, every closed geodesic cuts the surface of the tetrahedron into two pieces. For the cube ([3, §4]), they show that, up to symmetry and translation, there are exactly three non-self-intersecting closed geodesics, two of which are planar. They also show that for a self-intersecting closed geodesic, all the self intersections are perpendicular. They exhibit all three non-self-intersecting geodesics and show several examples of longer geodesics with many self intersections.

More generally, over the past century many authors have studied straight paths on polyhedra. Alexandrov showed in 1950 that a shortest path never passes through a vertex of positive curvature [1]. Similarly, Sharir and Schorr showed that on a convex polyhedron, shortest paths do not pass through vertices [5], although they may do so on a non-convex polyhedron [4]. Moreover, shortest paths never self-intersect or intersect the same face more than once. Locally, closed geodesics are shortest paths and therefore

^aMathematics Department, Northwestern University, Evanston, IL 60208, USA; diana@math.northwestern.edu

^bDepartment of Mathematics, University of California Santa Cruz, Santa Cruz, CA 95064, USA; vdods@ucsc.edu; partially supported by the 2011–2012 ARCS Fellowship.

^cDepartment of Mathematics & Statistics, Southern Illinois University Edwardsville, Edwardsville, IL 62026, USA; cytraub@siue.edu

^dSchool of Mathematics, University of Minnesota, Minneapolis, MN 55455, USA; jedyang@umn.edu; partially supported by NSF GRFP grant DGE-0707424 and NSF RTG grant DMS-1148634.

inherit some of these properties. In particular, a closed geodesic cannot pass through a vertex. In contrast, a geodesic loop can start and end at the same vertex, but its ends cannot join smoothly to form a locally shortest path at the vertex. These results are discussed in Demaine and O’Rourke’s excellent comprehensive book ([2, §24]).

1.2 Results presented in this paper

In Section 3, we characterize all of the geodesics from any point to any vertex on the regular tetrahedron.

Theorem 3.6: We describe the directions from a given point p in which a geodesic will end at a given vertex v .

Corollary 3.7: Given a pair of (necessarily distinct) vertices v_0 and v , we give a complete description of the directions of geodesics from v_0 to v .

In Section 4, we introduce our conventions and give basic results about geodesics on the cube.

In Section 5, we develop the beautiful recursive structure underlying vertex-to-vertex paths on the cube, based on the Stern–Brocot tree. We use this structure to derive several results:

Theorem 5.17: There are twice as many geodesics to the cube vertex at greatest distance from the starting vertex as there are to each of the three vertices that are diagonally opposite the starting vertex along a common face, and 1.5 times as many as to the three adjacent vertices. (The notion of “twice as many” is made rigorous below.)

Corollary 5.18: We count the number of geodesics to a given vertex, depending on the “depth” in the Stern–Brocot tree.

In Section 6, we consider geodesics starting from a general point in a face by associating them with line segments from a point in the unit square to a lattice point in \mathbf{R}^2 .

Lemma 6.1: We characterize the lattice points that are reachable (“visible”) from a starting point p in a face.

Proposition 6.3: We give an algorithm for determining the “tumble sequence” to a given lattice point.

2 Basic definitions

Given a polyhedron, a **geodesic** is a locally shortest curve on its surface.

Our goal is: Given a polyhedron S , a distinguished vertex v , and a distinguished point p (which may or may not be a vertex), determine all of the geodesics from p to v . We consider a ray starting at p , following the surface of S , possibly wrapping around S many times, before finally arriving at v . To do this, we **unfold** the faces of S in the following way. For concreteness, suppose that the face containing p is on the xy -plane. When the ray hits an edge e , we **tumble** S by applying the unique orientation-preserving isometry that fixes edge e and places the adjacent face of S on the xy -plane on the other side of e .¹ After the tumble, the geodesic continues on this new face. These two segments in the xy -plane form a straight line segment by definition. We continue in like manner until the geodesic hits a vertex. In such a way, a geodesic on S naturally corresponds to a straight line segment in the xy -plane, contained in a strip formed by copying the faces of S to the xy -plane as S tumbles. Note that the unfolding depends on the geodesic being considered.

In this paper, we study special cases of this polyhedron problem: the regular tetrahedron and the cube. These polyhedra are especially elegant because their faces tile the plane. When either of these polyhedra is tumbled in all possible ways, the points in the xy -plane touched by the vertices form a lattice Λ . We note that Λ is the equilateral triangle lattice for the tetrahedron and the square lattice for the cube.

Definition 2.1. Given a point $p \in \mathbf{R}^2$, a lattice point $q \in \Lambda$ distinct from p is **visible (from p)** if the interior of the segment \overline{pq} from p to q does not contain any lattice points of Λ (see Figure 5.1).

Lemma 2.2. *Let S be the regular tetrahedron or the cube and Λ the corresponding lattice. A segment \overline{pq} on the xy -plane corresponds to a geodesic of S ending at a vertex if and only if $q \in \Lambda$ is a visible lattice point.*

¹Think of this as rolling a polyhedral die on a tabletop without slipping.

Proof. We reconstruct the corresponding geodesic given the segment on the plane: each time the segment leaves the current face through an edge, we tumble S across that edge. The added vertex of this new face is of course a lattice point. If q is not a lattice point, then the corresponding geodesic does not end at a vertex. On the other hand, if q is a lattice point that is not visible, then the corresponding geodesic passes through a vertex, a contradiction. \square

We identify the geodesics on S with the corresponding segments in the xy -plane (see Figure 4.2).

3 The regular tetrahedron

Let T be the regular tetrahedron whose edges are all of unit length. Given a point p on the surface of T and a vertex v of T , we wish to characterize all geodesics from p to v .

Label the vertices of T by the elements of $(\mathbf{Z}/2)^2$, and think of $T : (\mathbf{Z}/2)^2 \rightarrow \mathbf{R}^3$ as the location of its four vertices. For concreteness, suppose T is initially placed with $T(0,0) = (0,0,0)$ at the origin, $T(1,1) = (1,0,0)$ on the positive x -axis, $T(1,0) = \mathbf{u} = (\frac{1}{2}, \frac{\sqrt{3}}{2}, 0)$ on the first quadrant of the xy -plane, and $T(0,1) = (\frac{1}{2}, \frac{1}{2\sqrt{3}}, \sqrt{2/3})$. Moreover, suppose p is on the xy -plane.

A geodesic on T starting at p and ending at a vertex is uniquely determined by its initial angle α above the horizontal: it corresponds to a ray in the xy -plane emanating from p with slope $\tan \alpha$. The question becomes: Given a segment in the xy -plane, determine whether it corresponds to a geodesic and, if so, the vertex label of its endpoint.

This follows easily from two simple lemmas. Let Λ be the lattice generated by

$$\mathbf{u} = (\frac{1}{2}, \frac{\sqrt{3}}{2}, 0) \quad \text{and} \quad \mathbf{v} = (\frac{1}{2}, -\frac{\sqrt{3}}{2}, 0).$$

A lattice point $q \in \Lambda$ can be uniquely written as $q = a\mathbf{u} + b\mathbf{v}$ for some $a, b \in \mathbf{Z}$. Label q with (\bar{a}, \bar{b}) , where $\bar{a}, \bar{b} \in \mathbf{Z}/2$ are the images of a and b , respectively, under the canonical surjection $\mathbf{Z} \rightarrow \mathbf{Z}/2$. This gives a labeling map $\chi : \Lambda \rightarrow (\mathbf{Z}/2)^2$.

Lemma 3.1 (Labeling). *If a segment \overline{pq} on the xy -plane corresponds to a geodesic of T ending at a vertex v , then v is the label of the endpoint q , that is, $\chi(q) = v$.*

Proof. We need only check that the labels of the lattice points are locally consistent. First, notice that the lattice points form unit equilateral triangles. Pick two such triangles Δ_1 and Δ_2 that share an edge e . It is easy to check that the four lattice points have distinct labels. As such, if T rests on top of Δ_1 such that its vertices are consistent with the labels of the lattice points, then tumbling T across e will cause T to sit on top of Δ_2 , again with consistent labels. Since this works for any pair of adjacent triangles, we are done. \square

Finally, we derive an algebraic criterion for the visibility of a lattice point. Note that the starting point p can be uniquely written as $p = x\mathbf{u} + y\mathbf{v}$ for some $x, y \in [0, 1)$. By rotating and relabeling T , without loss of generality, we shall assume that $\alpha \in (-\pi/3, \pi/3]$. That is, only consider lattice points $q = a\mathbf{u} + b\mathbf{v}$ where $a > x$ and $b \geq y$. A portion of the labelled lattice is shown in Figure 3.1.

Definition 3.2. For $x \in \mathbf{R}$, define the **denominator** $\lceil x \rceil$ as

$$\lceil x \rceil = \begin{cases} 0 & \text{if } x \notin \mathbf{Q}, \\ \frac{1}{d} & \text{if } x = \frac{c}{d}, c \in \mathbf{Z}, d \in \mathbf{Z}_+, \text{ and } \gcd(c, d) = 1. \end{cases}$$

Note that for rational input x , the value of $\lceil x \rceil$ is the denominator of the lowest terms fraction representing x .

Lemma 3.3 (Visibility). *For $a > x$ and $b \geq y$, the lattice point $q = a\mathbf{u} + b\mathbf{v}$ is visible from $p = x\mathbf{u} + y\mathbf{v}$ if and only if $\lceil \frac{b-y}{a-x} \rceil \leq \frac{1}{a}$.*

Proof. If q is not visible, there exists $r\mathbf{u} + s\mathbf{v}$ that lies on the segment from $p = x\mathbf{u} + y\mathbf{v}$ to $q = a\mathbf{u} + b\mathbf{v}$. That means $\frac{b-y}{a-x} = \frac{b-s}{a-r} \in \mathbf{Q}$. Let $d = a - r$; since $0 < r < a$, we have $0 < d < a$. Thus $\lceil \frac{b-y}{a-x} \rceil \geq \frac{1}{d} > \frac{1}{a}$. Conversely, suppose $\lceil \frac{b-y}{a-x} \rceil = \frac{1}{d} > \frac{1}{a}$. Let $c = \frac{b-y}{a-x} \cdot d \in \mathbf{Z}$. Then $(a-d)\mathbf{u} + (b-c)\mathbf{v}$ is a lattice point that lies on the segment \overline{pq} . \square

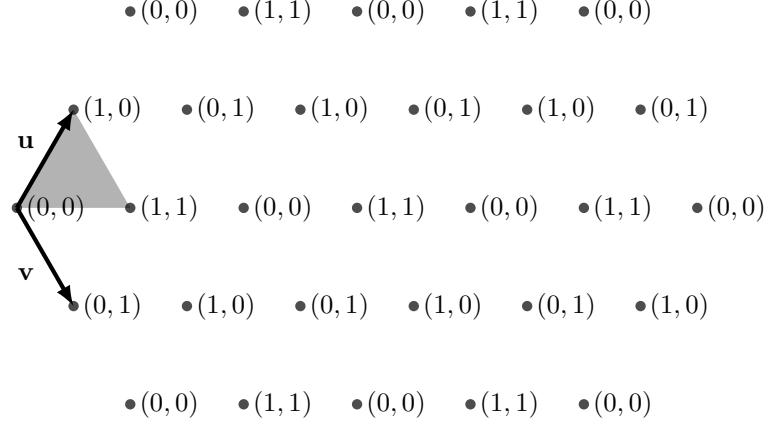


Figure 3.1: The labeling of the triangular lattice Λ . The starting point is in the grey region.

Corollary 3.4. *For $a, b \geq 0$, a lattice point $q = au + bv$ is visible from the origin if and only if $\gcd(a, b) = 1$.*

Remark 3.5. If we start at a point $p = xu + yv$ such that one of x and y is rational and the other is irrational, all lattice points are visible, because $\frac{b-y}{a-x}$ is irrational for all $a, b \in \mathbf{Z}$.

We obtain a description of point-to-vertex geodesics by using the lemmas above.

Theorem 3.6. *Let $p = xu + yv$ for some $x, y \in [0, 1)$. The vectors corresponding to geodesics from p to vertex (a', b') are*

$$\left\{ (a-x)u + (b-y)v \mid a \equiv a', \ b \equiv b' \pmod{2} \text{ and } \lceil \frac{b-y}{a-x} \rceil \leq \frac{1}{a} \right\}$$

with corresponding angles $\arctan \frac{\sqrt{3}(a-b-x+y)}{(a+b-x-y)}$.

Theorem 3.6 may not be an entirely satisfying classification, because it relies on our non-standard denominator function. However, this theorem, along with Corollary 3.4, gives a complete description of vertex-to-vertex geodesics:

Corollary 3.7. *The starting angles of geodesics from vertex $(0, 0)$ to vertex (a', b') are*

$$\left\{ \arctan \frac{\sqrt{3}(a-b)}{a+b} \mid a \equiv a', \ b \equiv b' \pmod{2}, \ \gcd(a, b) = 1 \right\}.$$

To end at vertex $(0, 0)$, the numbers a and b must both be even, contradicting the gcd condition.

Corollary 3.8. *The regular tetrahedron admits no geodesic loop at a vertex, i.e., a geodesic that starts and end at the same vertex.*

It can be seen in Figure 3.1 that every lattice point labelled $(0, 0)$ is not visible from the origin.

4 Introduction to the cube

We define basic conventions for the cube and make some simple observations about geodesics on the cube, in preparation for our more detailed study in Section 5.

Definitions 4.1. The **starting position** of the cube has opposite vertices at $(0, 0, 0)$ and $(1, 1, 1)$. We label the vertices $0 = (0, 0, 0)$, $1 = (1, 0, 0)$, $2 = (0, 1, 0)$, $3 = (1, 1, 0)$, $4 = (0, 0, 1)$, $5 = (1, 0, 1)$, $6 = (0, 1, 1)$, $7 = (1, 1, 1)$ (see Figure 4.1). The vertex coordinates correspond to their labels in binary.

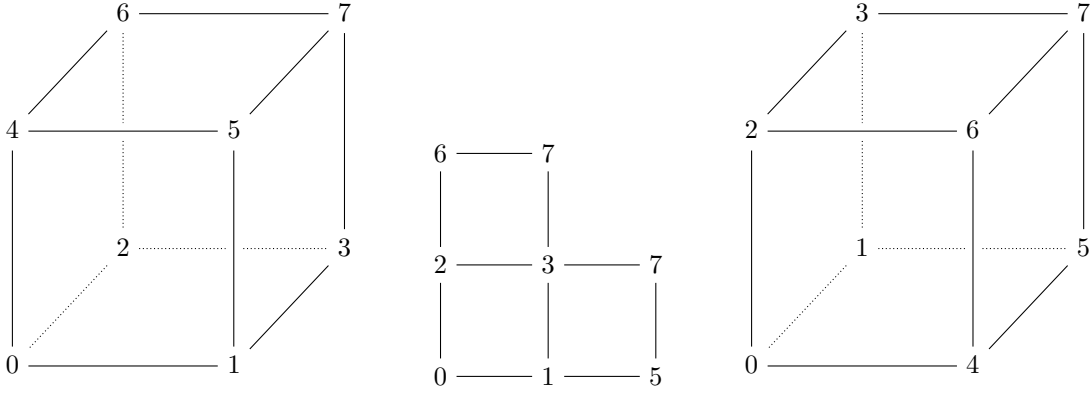


Figure 4.1: The vertex labels of the cube; an unfolding of the vertices onto the plane; the cube orientation 0312.

The letter r represents a **right** roll, which from the starting position puts vertices 1, 3, 5 and 7 on the xy -plane. The letter u represents an **up** roll, which from the starting position puts vertices 2, 3, 6 and 7 on the xy -plane. The direction of rolls are described as seen from the positive z -direction looking down at the xy -plane. Hence a right roll is in the positive x -direction and an up roll is in the positive y -direction.

A **tumble sequence** τ is a word on the alphabet $\{r, u\}$ representing cube rolls. We read from left to right, so $rrurru$ represents rolling the cube to the right twice, then up once, then to the right twice, and then up once. We associate τ with the lattice point (a, b) touched by the upper-right corner of the bottom face of the cube at the end of the tumble, which we assume to be in the first quadrant by symmetry.

A **tumble path** is the set of squares touched by the faces of the cube as it rolls out the tumble sequence.

We label the four diagonals of the cube 0, 1, 2, 3 based on which bottom vertex the diagonal touches. An orientation of the cube is uniquely determined by the permutation of the four diagonals, so we label each cube orientation with an element in S_4 , written in one-line notation. The cube orientation $\sigma_0 = 0123$ is the identity, the starting position of the cube. The orientation 0312 in means that diagonal 0 is fixed, diagonal 3 is in the starting position of diagonal 1, diagonal 1 is in the starting position of diagonal 2, and diagonal 2 is in the starting position of diagonal 3 (see Figure 4.1).

The symmetry group of the cube is isomorphic to S_4 , the symmetric group on four letters. Applying r (respectively, u) to a cube corresponds to multiplying its cube orientation by 1230 (respectively, 2310). As such, we identify

$$\begin{aligned} r &= 1230 \\ u &= 2310. \end{aligned}$$

This identification induces a canonical monoid homomorphism that associates to each tumble sequence the cube orientation resulting from applying the tumble sequence to the cube from its starting position. By an abuse of notation, a sequence of the letters r and u may represent a tumble sequence (with no cancellations) or the associated cube orientation. In the latter case, being considered in S_4 , we may write r^{-1} and u^{-1} for the inverse permutations or simplify using relations such as $r^4 = u^4 = (r^2u)^2 = (ur)^3 = 1$.

Given a line segment between a point p in the unit square $[0, 1]^2$, and a lattice point (a, b) in the first quadrant, such that the segment contains no interior lattice points, there is a unique corresponding **tumble sequence** τ :

Construct the square grid $\{\mathbf{Z} \times \mathbf{R}\} \cup \{\mathbf{R} \times \mathbf{Z}\}$. When the segment crosses a vertical grid line, record an r ; when the segment crosses a horizontal grid line, record a u . The sequence of the letters r and u is the corresponding tumble sequence τ .

We restrict our attention to tumble sequences that correspond to geodesic trajectories on the cube.

In Section 5, we take the starting point p to be the origin. In Section 6, we consider a general starting point in the unit square.

Lemma 4.2. *To tumble a cube from $(0,0)$ so that its upper-right corner touches the lattice point (a,b) with $b < a$, following a geodesic trajectory with no interior lattice points, the tumble sequence is a word of length $a + b - 2$, consisting entirely of r s except with u s in positions $\lceil \frac{a}{b}i \rceil + i - 1$ for $i = 1, \dots, b - 1$. In the symmetric case where $b > a$, the roles of r and u , and of a and b , are reversed.*

Proof. This is easily derived by the same logic as for drawing straight lines on a computer screen, pixel by pixel. \square

Corollary 4.3. *Every geodesic tumble sequence is a palindrome.*

Proof. This follows from the half-turn symmetry of the axis-parallel rectangle whose opposite vertices are $(0,0)$ and (a,b) . \square

As we roll the cube along the tumble path, we can label the vertices that touch the xy -plane (see Figure 4.2).

Proposition 4.4. *In each 2-by-1 or 1-by-2 rectangle that makes up the tumble path, opposite vertex labels sum to 7 (see Figure 4.2).*

Proof. Vertices that appear opposite each other in the 2-by-1 rectangles that make up the tumble path are opposite ends of diagonals of the cube. Because we used the cube's coordinates to label the vertices, opposite ends of diagonals have x -, y - and z -coordinates that each sum to 1. Since each coordinate sums to 1, the binary expansion of the sum is 111, or 7. \square

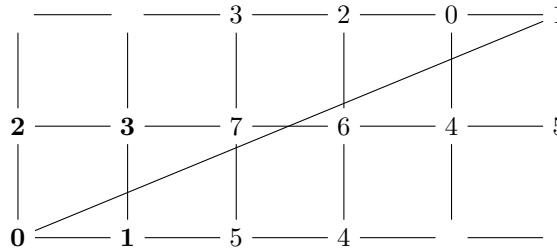


Figure 4.2: The tumble path for the tumble sequence $rrurr$, corresponding to the diagonal geodesic.

Proposition 4.4 gives an easy way to move through a tumble path: if the vertex labels in Figure 4.2 other than the initial four (in bold) are erased, they can all be filled back in by using Proposition 4.4.

The proof of the following observation is trivial and omitted.

Observation 4.5. If a given tumble word is equivalent to the identity then its mirror reverse is also equivalent to the identity.

5 Vertex-to-vertex paths on the cube

In this section, we examine vertex-to-vertex paths on the cube that each correspond to a segment from the origin $(0,0)$ to a lattice point (a,b) in the first quadrant. In Figure 5.1, each “sight line” is drawn starting from a lattice point visible² from the origin and extending to “block” other lattice points from view of the origin. It is helpful to put a structure on the visible lattice points, called the Stern–Brocot tree.

²visible: Definition 2.1. We think of “visibility” as if standing at the corner of an orchard, with trees placed at grid points, as in Figure 5.1.




Figure 5.1: Sight lines in an orchard.

Definition 5.1 (Stern–Brocot tree). Consider the set $V = \{(a, b) \in \mathbf{N} \times \mathbf{N} \mid \gcd(a, b) = 1\}$ of lattice points in the first quadrant that are visible from the origin. The **Stern–Brocot tree** T is a binary tree structure on V , recursively defined as follows. For each $t \in V$, let t^+ and t^- denote its **positive parent** and **negative parent**, respectively. For the **root node** $g := (1, 1)$, let $g^+ := (0, 1)$ and $g^- := (1, 0)$.

For $t \in V$ with t^+ defined, let its **positive child** t_+ be given by $t_+ = t + t^+$. The positive and negative parents of t_+ are given by $(t_+)^+ = t^+$ and $(t_+)^- = t$, respectively. Similarly, for $t \in V$ with t^- defined, its **negative child** t_- is given by $t_- = t + t^-$, whose positive and negative parents are given by $(t_-)^+ = t$ and $(t_-)^- = t^-$, respectively. Note that $t = t^- + t^+$ for $t \in V$.

For each non-root $t \in V$, draw a **positive edge** (t, t_+) and a **negative edge** (t, t_-) . This establishes the binary tree structure T . Note that for a non-root $t \in V$, precisely one of (t^+, t) and (t^-, t) is an edge in T . By an abuse of notation, we write $t \in T$ instead of $t \in V$.

The **depth** of an element $t \in T$ is the distance $d(t)$ in the tree from the root g to t .

Note that $g^+ = (0, 1)$ and $g^- = (1, 0)$, the parents of the root node, are not strictly considered to be part of the tree T . Let $\overline{T} := T \cup \{g^+, g^-\}$, a “completion” which is useful for the recurrences discussed below. Figure 5.2 shows the first five levels of the Stern–Brocot tree T , depths 0 through 4, along with the parents of the root; when tracing from left to right, positive edges slant upwards and negative edges slant downwards.

Definition 5.2. To each $t \in T$, we associate the following:

- $\tau(t)$ = the tumble sequence associated to t , a word on alphabet $\{r, u\}$.
- $\sigma(t)$ = the associated cube orientation, an element of S_4 .

For $t = (a, b) \in T$, as $\gcd(a, b) = 1$, the line segment from $(0, 0)$ to (a, b) does not contain any other lattice points, so there is a unique tumble sequence $\tau(t)$ associated to t (see Figure 5.3).

Tumbling the cube according to $\tau(t)$ results in the cube orientation element $\sigma(t) \in S_4$.

Definition 5.3. If (t^+, t) are adjacent, the **positive branch** of t is the set of vertices $b_+(t) := \{s \in T : s^+ = t^+\}$ that are positive descendants of t . Analogously, if (t^-, t) are adjacent, the **negative branch** is given by $b_-(t) := \{s \in T : s^- = t^-\}$. For any non-root $t \in T$, precisely one of $b_+(t)$ and $b_-(t)$ is defined, which we denote $b(t)$ for convenience.

For example, the positive branch $b_+(r)$ of r is $\{rur, rurur, rururur, \dots\}$ and the negative branch $b_-(r)$ is not defined as r is a negative child (see Figure 5.3).

We include the following standard result regarding the Stern–Brocot tree for completeness. For $t, t' \in T$, let $P(t, t')$ denote the parallelogram with vertices $(0, 0)$, t , t' , and $t + t'$.

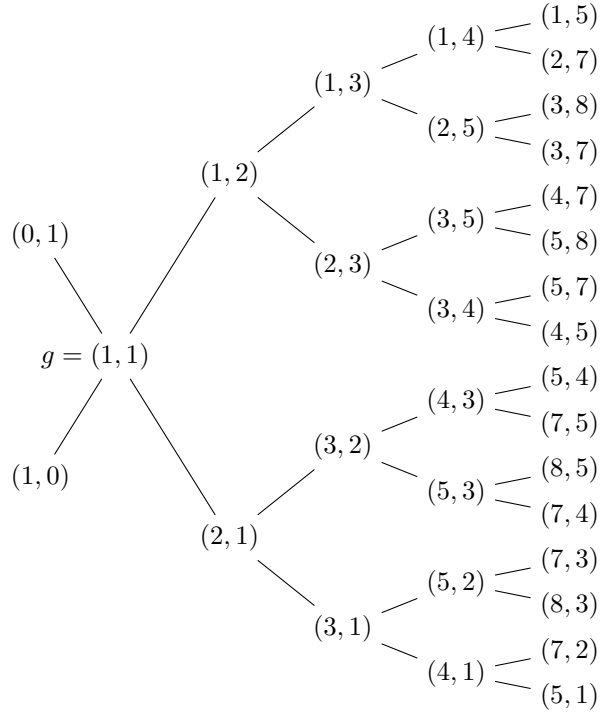


Figure 5.2: The Stern–Brocot tree showing depths 0, 1, 2, 3 and 4.

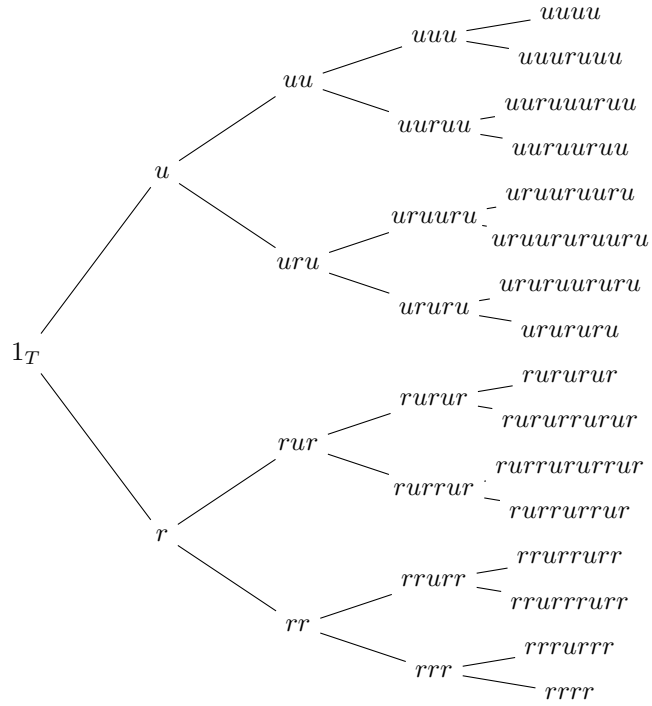


Figure 5.3: The Stern–Brocot tree showing tumble sequences.

Lemma 5.4. *Let $t \in T$. The parallelograms $P(t, t^+)$ and $P(t, t^-)$ contain no lattice points in their interiors.*

Proof. By Pick's theorem, if the area of the lattice polygon $P(t, t')$ is 1, then $P(t, t')$ contains no interior lattice points (and no lattice points on the boundary besides its four vertices). For $t = (x, y)$ and $t' = (x', y')$, let $\langle t, t' \rangle = xy' - yx'$. Note that $\langle \cdot, \cdot \rangle$ is a skew-symmetric bilinear form, and $|\langle t, t' \rangle|$ is the area of the parallelogram $P(t, t')$. It suffices to prove that $|\langle t, t^+ \rangle| = |\langle t, t^- \rangle| = 1$.

We prove this by induction on the depth $d(t)$. The base case where t is the root $g = (1, 1)$ is trivial.

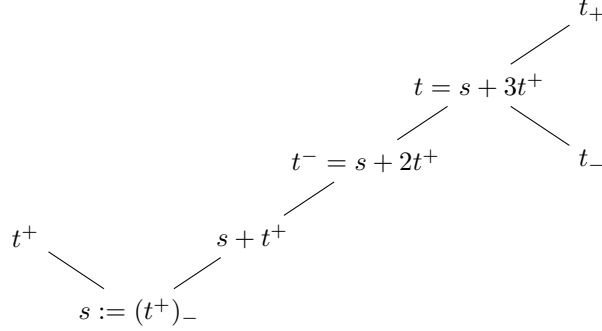


Figure 5.4: The subtree referenced in Lemma 5.4, with $k = 3$.

Suppose t is not the root g . Without loss of generality, suppose t is a positive child, so t is adjacent to t^- but not to t^+ (see Figure 5.4). Let $s := (t^+)_-$ be the negative child of the positive parent of t . By definition, t is the k th positive child of s for some $k \geq 1$, and so $t = s + kt^+$. By bilinearity, we get

$$\langle t, t^+ \rangle = \langle s + kt^+, t^+ \rangle = \langle s, t^+ \rangle + k\langle t^+, t^+ \rangle = \langle s, t^+ \rangle.$$

As $d(s) < d(t)$, by induction we have $|\langle s, s^+ \rangle| = 1$. Because $s^+ = t^+$, we obtain $|\langle t, t^+ \rangle| = 1$, as desired. Using skew-symmetry, we obtain

$$\begin{aligned} \langle t, t^- \rangle &= \langle s + kt^+, s + (k-1)t^+ \rangle = \langle s, s \rangle + k\langle t^+, s \rangle + (k-1)\langle s, t^+ \rangle + k(k-1)\langle t^+, t^+ \rangle \\ &= -k\langle s, t^+ \rangle + (k-1)\langle s, t^+ \rangle = -\langle s, t^+ \rangle, \end{aligned}$$

so $|\langle t, t^- \rangle| = |\langle s, t^+ \rangle| = 1$, as desired. \square

We use the result above to derive a recurrence of tumble sequences. Note that $\tau(t^+)$ and $\tau(t^-)$ are both defined if and only if $t \notin b_+(g) \cup b_-(g)$.

Lemma 5.5 (Tumble recurrence). *Let $t \in T$ and g the root. If $t \notin b_+(g) \cup b_-(g)$, then*

$$\tau(t) = \tau(t^+)ru\tau(t^-) = \tau(t^-)ur\tau(t^+).$$

Proof. We prove the first equality. The second is similar and follows from symmetry.

Without loss of generality, suppose t is a positive child, so t is adjacent to t^- but not to t^+ . As $(t^-)^+ = t^+$, by Lemma 5.4, the parallelogram $P := P(t^-, t^+)$ contains no interior lattice points.

Let $t^+ = (a, b)$. Let $a', b' \in \mathbf{R}$ such that (a, b') and (a', b) lie on the geodesic line segment L from $(0, 0)$ to t ; note that $a < a' < a + 1$ and $b - 1 < b' < b$ (see Figure 5.5).

For $v, v' \in \mathbf{R}^2$, let $L_v^{v'}$ denote the (directed) line segment from v to v' and, by an abuse of notation, write $\tau(L_v^{v'})$ for the sequence of the letters r and u corresponding to crossing a vertical and a horizontal edge, respectively, while traversing along this directed line segment.

By breaking $L_{(0,0)}^t$ at points (a, b') and (a', b) , we get

$$\tau(t) = \tau(L_{(0,0)}^t) = \tau(L_{(0,0)}^{(a,b')}) \cdot r \cdot \tau(L_{(a,b')}^{(a',b)}) \cdot u \cdot \tau(L_{(a',b)}^t),$$

where the r and the u correspond to crossing a vertical edge at (a, b') and a horizontal edge at (a', b) , respectively. Now $L_{(a, b')}^{(a', b)}$ crosses no edges as it is a segment inside a lattice square. It remains to calculate the other two tumble sequences.

Consider the homotopy $F(z) = L_{(0,0)}^{(a, zb + (1-z)b')}$ of line segments from $F(0) = L_{(0,0)}^{(a, b')}$ to $F(1) = L_{(0,0)}^{(a, b)}$. Since there are no lattice points in the parallelogram P , and we are moving an endpoint along an edge, $\tau \circ F(z)$ is constant for $z \in [0, 1]$, and so

$$\tau(L_{(0,0)}^{(a, b')}) = \tau(L_{(0,0)}^{(a, b)}) = \tau(t^+).$$

Similarly, the homotopy $G(z) = L_{(za + (1-z)a', b)}^t$ shows the first equality in

$$\tau(L_{(a', b)}^t) = \tau(L_{(a, b)}^t) = \tau(L_{(0,0)}^{t-t^+}) = \tau(L_{(0,0)}^{t^-}) = \tau(t^-),$$

where the second equality follows from invariance of τ under lattice translation. This completes the proof. \square

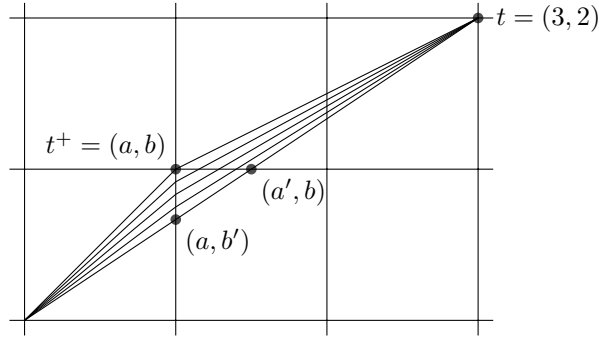


Figure 5.5: The homotopy construction in Lemma 5.5 for $t = (3, 2)$, with $t^+ = (a, b) = (1, 1)$.

Definition 5.6. Extend σ to the parents of the root $g \in T$ by formally defining $\sigma(g^+) = r^{-1}$ and $\sigma(g^-) = u^{-1}$, where $r = 1230$ and $u = 2310$ are considered as elements of S_4 (see Definition 4.1).

Remark 5.7. Since $\tau(t) \mapsto \sigma(t)$ is a monoid homomorphism, $\sigma(t)$ enjoys the above recurrence, restated as a corollary below. In fact, by our judicious definition of $\sigma(g^+)$ and $\sigma(g^-)$, the recurrence works for all $t \in T$, i.e., for $t \in b_+(g) \cup b_-(g)$ as well. We choose not to do this for τ for the following reason. As τ maps to words, i.e., elements of the free monoid, on the formal symbols $\{r, u\}$, technically, r^{-1} and u^{-1} do not make sense in this setting.

Corollary 5.8 (Orientation recurrence). *For $t \in T$, we have*

$$\sigma(t) = \sigma(t^+)ru\sigma(t^-) = \sigma(t^-)ur\sigma(t^+).$$

Proof. For $t \notin b_+(g) \cup b_-(g)$, the recurrence formula follows immediately from that of Lemma 5.5. Otherwise, without loss of generality, suppose $t \in b_+(g)$. For $t = (1, k+1)$ the k th positive child of g , the geodesic from $(0, 0)$ to $(1, k+1)$ crosses k horizontal edges, so $\sigma(t) = u^k$. As the recurrence for $t = g$ is immediate, we assume $k > 0$. We have $\sigma(t^-) = u^{k-1}$ as above and $\sigma(t^+) = \sigma(g^+) = r^{-1}$ by definition, so

$$\sigma(t^+)ru\sigma(t^-) = r^{-1}ruu^{k-1} = u^k = \sigma(t),$$

as desired. The second equality is analogous. \square

Proposition 5.9. *The sequence of cube orientations associated to a branch is periodic with period at most 4.*

Proof. The sequences of cube orientations of the two branches $b_+(g)$ and $b_-(g)$ starting at the root are $\{u^k\}_k$ and $\{r^k\}_k$, respectively, and so are 4-periodic. Otherwise, let $t \in T$ be at depth at least 1 and consider the branch $b(t)$. Without loss of generality, assume $b(t)$ is a positive branch. Let t_k be the k th positive child of $t = t_0$, which are precisely the elements of $b(t)$ in sequence. We have

$$\sigma(t_k) = \sigma(t_{k-1})ru\sigma(t^-) = \sigma(t)[ru\sigma(t^-)]^k$$

by Corollary 5.8 and induction. Since $ru\sigma(t^-)$ is an element of S_4 , its order is at most 4, and hence the sequence $\{\sigma(t_k)\}_k$ is periodic with period at most 4. \square

Definition 5.10. Each edge of the tree contains a parent t on the left endpoint, and either the positive child t_+ or the negative child t_- on the right endpoint. We label each edge, and thus each parent-child pair, by whether the child is positive or negative: $(\sigma(t), \sigma(t_+), +)$ or $(\sigma(t), \sigma(t_-), -)$, respectively. Each edge is thus associated to an element of $S_4 \times S_4 \times \{+, -\}$, called its **label**.

Lemma 5.11. *Each edge label uniquely determines the labels of its two child edges.*

Proof. Without loss of generality, consider a positive edge $(\sigma(s), \sigma(t), +)$. Since s, t , and t_+ are consecutive elements on the same branch, the cube orientations are x, xy, xy^2 for some $x, y \in S_4$, and hence we have

$$\sigma(t_+) = \sigma(t)\sigma(s)^{-1}\sigma(t).$$

On the other hand, as $(t_-)^+ = t$ and $(t_-)^- = s$, we have

$$\sigma(t_-) = \sigma(t)ru\sigma(s)$$

by Corollary 5.8, as desired. \square

Definition 5.12. Let $S = \{\sigma(t) \in S_4 \mid t \in T\}$ be the subset of cube orientations that occur in T , and let $E \subseteq S_4 \times S_4 \times \{+, -\}$ be the edge labels that occur.

Lemma 5.13. *We have $|S| = 9$ and $|E| = 54$. In particular, we have*

$$S = \{0123, 0213, 1032, 1230, 2301, 2310, 3012, 3120, 3201\}.$$

Proof. Starting from the two root edges, we may recursively compute all child edges to some depth. The proof of Lemma 5.11 states clearly how to compute the edge labels of its two child edges. Let E' be the labels of edges that occur by depth 7. By direct computation, we have $|E| \geq |E'| = 54$. Appendix A lists the labels of the two child edges for each edge label in E' . One can check that all the child edge labels are in E' . This proves that $E = E'$, as desired. Reading the cube orientations occurring in E yields the 9 orientations in S . \square

Remark 5.14. Alternatively, the above computation can be confirmed simply by calculating the tree to depth 8 and observing that no new edge labels occur past depth 7.

Because the cube orientations 1320, 2130, and 3210 are not in S , there are no geodesics ending at vertex 0.

Corollary 5.15. *The cube does not admit geodesic loops starting and ending at the same vertex.*

Let A be a 54×54 matrix, with rows and columns indexed by E . For $e, f \in E$, the row e column f entry of A is given by

$$A_{ef} = \begin{cases} 1/2 & \text{if } f \text{ is a child of } e, \\ 0 & \text{otherwise.} \end{cases}$$

Let $\mathbf{1} = (1, 1, \dots, 1)$. Note that $A\mathbf{1}^\top = \mathbf{1}^\top$ since each row sums to 1. By direct computation (see Appendix A), each column sums to 1, and so

$$\mathbf{1}A = \mathbf{1}.$$

In other words, $\pi = \frac{1}{54}\mathbf{1}$ is a stationary distribution.

Lemma 5.16. *Let $M = \lim_{k \rightarrow \infty} A^k$. The limit exists and $M = \mathbf{1}\pi$.*

Proof. By direct computation, A has (left) eigenvalue 1 with multiplicity 1, so the underlying directed graph is strongly connected. All other eigenvalues have absolute values strictly less than 1, so the system is aperiodic. The result follows. \square

In fact, regardless of the starting state, the distribution converges to the unique stationary distribution π , because A is a regular stochastic matrix and π is a steady-state vector for A , so π is the unique attracting long-term state of the system.

Theorem 5.17. *In the limit, the proportions for the cube orientations and associated vertices are as shown in the following table. Vertex 7 thus has a frequency of 12/54.*

| σ | vertex | frequency |
|----------|--------|-----------|
| 3201 | 1 | 8/54 |
| 3012 | 2 | 8/54 |
| 0123 | 3 | 6/54 |
| 0213 | 4 | 8/54 |
| 1032 | 5 | 6/54 |
| 2301 | 6 | 6/54 |
| 1230 | 7 | 4/54 |
| 2310 | 7 | 4/54 |
| 3120 | 7 | 4/54 |

Let \mathbf{b} be the 1×54 row vector indexed by E , with a 0 in each entry except for a $1/2$ in the two entries corresponding to the edges between the root g and its two children. For the 7 vertices $v \in \{1, \dots, 7\}$, let \mathbf{s}_v be the 54×1 column vector indexed by E , with a 0 in each entry except for a 1 in the entry corresponding to edge labels whose child cube orientation corresponds to vertex v .

Corollary 5.18. *At depth $k \geq 1$ in the tree T , the frequency of vertex v is given by the number $\mathbf{b}A^{k-1}\mathbf{s}_v$. The number of ways of getting there is the number $(2\mathbf{b})(2A)^{k-1}\mathbf{s}_v$.*

Remark 5.19. Theorem 5.17 shows the frequencies of vertices at a given depth in the Stern–Brocot tree. This is reasonably well-correlated with the lengths of trajectories from the origin: experimentally, we computed the frequencies of end vertex labels on lattice points over large square patches of the first quadrant with a corner at the origin and obtained the same proportions.

6 Face-to-vertex paths on the cube

In the previous section, we considered vertex-to-vertex geodesics. The more general question that we seek to answer is: Given a point p on a face of the cube and a vertex v , describe all possible geodesics from p to v . We do not consider paths that pass through vertices before reaching v .

6.1 Visibility of vertices in the square lattice

Given an initial point $p = (x, y) \in [0, 1]^2$ in the starting square and an ending vertex $(n, m) \in \mathbf{Z}_+^2$, the problem is arguably split into two parts: visibility and vertex determination. We need to know if (n, m) is in the line of sight of (x, y) before hitting another vertex and, if so, what vertex is on (n, m) following the tumble path containing the segment starting at (x, y) and ending at (n, m) .

For visibility, there is a simple characterization. Recall Definition 3.2 of the **denominator** $\lceil x \rceil$. Setting $\mathbf{u} = (1, 0)$ and $\mathbf{v} = (0, 1)$, Lemma 3.3 becomes the following.

Lemma 6.1. *The point (n, m) is visible from (x, y) if and only if $\lceil \frac{m-y}{n-x} \rceil \leq \frac{1}{n}$.*

If $(x, y) = (0, 0)$, the condition is that the fraction $\frac{m}{n}$ is reduced. If $x \in \mathbf{Q}$ and $y \notin \mathbf{Q}$, then the fraction $\frac{m-y}{n-x}$ is irrational hence the denominator is 0. As such, we have the following special cases:

1. If $(x, y) = (0, 0)$ is at the origin, (n, m) is visible if and only if $\gcd(n, m) = 1$.
2. If $x \in \mathbf{Q}$ and $y \notin \mathbf{Q}$, or vice versa, (n, m) is visible.³

From a generic starting point, all lattice points are visible.

6.2 Constructing the tumble sequence for a face-to-vertex geodesic

Definitions 6.2. For a lattice point $q = (n, m)$ with $0 \leq n \leq m$, let $c(n, m)$ denote the convex quadrilateral whose vertices are $(1, 0)$, $(0, 0)$, $(0, 1)$, and (n, m) , and let $P(n, m) = (c(n, m) \cap \mathbf{Z}^2) \setminus \{(0, 0), (n, m)\}$ be the set of lattice points in $c(n, m)$ with two points removed.

Associate to each lattice point $p = (x, y) \in P(n, m)$ the line \overline{pq} through p and q . Let $\ell_0, \ell_1, \dots, \ell_{t+1}$ be these lines such that their corresponding slopes are in increasing order. Note that a line ℓ_i may contain multiple lattice points. For $i = 0, \dots, t$, let $z_i = z_i(n, m)$ be the region of $[0, 1]^2$ strictly between ℓ_i and ℓ_{i+1} .

We define tumble sequences $\tau_i = \tau_i(n, m)$ inductively for $i = 0, 1, \dots, t$. Let $\tau_0 = \tau_0(n, m)$ be the tumble sequence consisting of $n + m - 2$ letters with a u in each position $u_j = n + m - j - \lceil \frac{nj}{m-1} \rceil$ for $j = 1, 2, \dots, m - 1$ and an r in each remaining position, as in Lemma 4.2.

Having defined τ_{i-1} , we obtain τ_i from it as follows. For each lattice point $(x, y) \in P(n, m)$ on the line ℓ_i , replace the ur in positions $x + y - 1$ and $x + y$ with ru . Call the resulting sequence τ_i .

Proposition 6.3. For any point in the region $z_i(n, m)$, the tumble sequence to the point (n, m) is τ_i .

Proof. The above construction sweeps out all the geodesics through (n, m) that lie between the geodesic through $(0, 1)$ and the geodesic through $(1, 0)$. The tumble sequence changes exactly when the geodesic passes through a vertex, and the change in the tumble sequence is to change ur to ru in the place in the tumble word corresponding to where the geodesic passed across the vertex. \square

Example 6.4. We calculate the tumble sequences for the point $(5, 3)$ (see Figure 6.1). By definition, we have $P(5, 3) = \{(0, 1), (1, 1), (3, 2), (2, 1), (1, 0)\}$, where $(0, 1)$ is on line ℓ_0 , $(1, 1)$ and $(3, 2)$ are on line ℓ_1 , $(2, 1)$ is on line ℓ_2 , and $(1, 0)$ is on line ℓ_3 . The lines separate $[0, 1]^2$ into three regions z_0 , z_1 , and z_2 .

The tumble sequence $\tau_0(5, 3)$ has $5 + 3 - 2 = 6$ letters. The location of the u s are given by $u_1 = 5 + 3 - 1 - \lceil \frac{5 \cdot 1}{3-1} \rceil = 4$ and $u_2 = 5 + 3 - 2 - \lceil \frac{5 \cdot 2}{3-1} \rceil = 1$, so we have

$$\tau_0(5, 3) = \underline{ur}r\underline{ur}r.$$

Next, note that on line ℓ_1 , there are two lattice points: $(1, 1)$ and $(3, 2)$. To obtain τ_1 from τ_0 , swap the underlined letters ur ending at positions $1 + 1 = 2$ and $3 + 2 = 5$:

$$\tau_0(5, 3) = \underline{ur}r\underline{ur}r \implies \tau_1(5, 3) = \underline{rur}r\underline{ur}.$$

Finally, note that on line ℓ_2 , there is one lattice point: $(2, 1)$. To obtain τ_2 from τ_1 , swap the underlined letters ur ending at position $2 + 1 = 3$:

$$\tau_1(5, 3) = \underline{rur}r\underline{ur} \implies \tau_2(5, 3) = \underline{rrur}r.$$

The tumble sequence for every point in $z_0(5, 3)$ is $\underline{ur}r\underline{ur}r$; the tumble sequence for every point in $z_1(5, 3)$ is $\underline{rur}r\underline{ur}$, and the tumble sequence for every point in $z_2(5, 3)$ is $\underline{rrur}r$.

It is easy to check in Figure 6.1 that these are correct.

³Even if x and y are incommensurable, i.e., $x/y \notin \mathbf{Q}$, (n, m) could be blocked. For example, for $(x, y) = (\sqrt{3}/3, \sqrt{3}/9 + 1/3)$, the lattice point $(n, m) = (5, 2)$ is blocked by $(2, 1)$, but $y/x = \sqrt{3}/3 + 1/3 \notin \mathbf{Q}$.

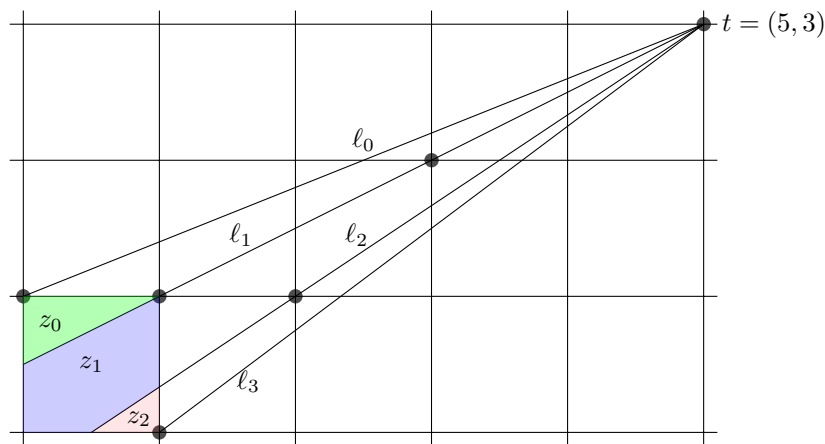


Figure 6.1: Computing the tumble paths to $(5, 3)$.

7 Further questions

For the regular tetrahedron, Theorem 3.6 gives a description of all the directions, from an arbitrary starting point, that end at a given vertex of the tetrahedron. We did not do this for the cube, which is a natural next step. The main ingredient missing is a result analogous to Lemma 3.1, assigning vertex labels to lattice points for arbitrary starting points. Solving this problem for the other regular polyhedra (octahedron, icosahedron, and dodecahedron) are also natural extensions of this work.

Another natural direction to extend our work on the cube is to consider geodesics on general rectangular boxes, which do not tile the plane by unfolding.

Acknowledgements

Our interest in this problem began at the American Mathematical Society’s Mathematics Research Communities workshop on Discrete and Computational Geometry in June 2012 at Snowbird. We thank Satyan Devadoss, Vida Dujmovic, Joseph O’Rourke, and Yusu Wang for organizing this workshop, and especially Joseph O’Rourke for introducing us to this problem. Travel funding for additional collaborations, during which we continued our work on this problem, was provided by the American Mathematical Society.

References

- [1] D. Alexandrov, *Convex Polyhedra*, Springer-Verlag, Berlin, 2005. (Translation of the 1950 Russian edition.)
- [2] E. Demaine, J. O’Rourke, *Geometric Folding Algorithms: Linkages, Origami, Polyhedra*, Cambridge University Press, 2007.
- [3] D. Fuchs, E. Fuchs, *Closed geodesics on regular polyhedra*, Moscow Mathematical Journal, Volume 7, Number 2, April–June 2007, 265–279.
- [4] J. Mitchell, D. Mount, C. Papadimitriou, *The discrete geodesic problem*, SIAM Journal on Computing, Volume 16, 1987, 647–668.
- [5] M. Sharir, A. Schorr, *On shortest paths in polyhedral spaces*, SIAM Journal on Computing, Volume 15, 1986, 193–215.

A Details for Lemma 5.13

Each row of the table below contains the child edge labels of an edge label in E' .

| $(\sigma(s), \sigma(t), s) \in E'$ | $(\sigma(t), \sigma(t_-), -)$ | $(\sigma(t), \sigma(t_+), +)$ |
|------------------------------------|-------------------------------|-------------------------------|
| (0123, 0213, -) | (0213, 0123, -) | (0213, 3201, +) |
| (0123, 0213, +) | (0213, 3012, -) | (0213, 0123, +) |
| (0123, 1230, -) | (1230, 2301, -) | (1230, 0213, +) |
| (0123, 2310, +) | (2310, 0213, -) | (2310, 1032, +) |
| (0123, 3012, +) | (3012, 2310, -) | (3012, 2301, +) |
| (0123, 3201, -) | (3201, 1032, -) | (3201, 1230, +) |
| (0213, 0123, -) | (0123, 0213, -) | (0123, 3012, +) |
| (0213, 0123, +) | (0123, 3201, -) | (0123, 0213, +) |
| (0213, 1032, +) | (1032, 2310, -) | (1032, 3120, +) |
| (0213, 1230, -) | (1230, 3201, -) | (1230, 0123, +) |
| (0213, 2301, -) | (2301, 3120, -) | (2301, 1230, +) |
| (0213, 2310, +) | (2310, 0123, -) | (2310, 3012, +) |
| (0213, 3012, -) | (3012, 2310, -) | (3012, 2301, +) |
| (0213, 3201, +) | (3201, 1032, -) | (3201, 1230, +) |
| (1032, 0213, -) | (0213, 2301, -) | (0213, 2310, +) |
| (1032, 2310, -) | (2310, 0123, -) | (2310, 3012, +) |
| (1032, 3012, -) | (3012, 1032, -) | (3012, 0213, +) |
| (1032, 3012, +) | (3012, 3201, -) | (3012, 1032, +) |
| (1032, 3120, +) | (3120, 3012, -) | (3120, 2301, +) |
| (1032, 3201, +) | (3201, 3120, -) | (3201, 0123, +) |
| (1230, 0123, +) | (0123, 0213, -) | (0123, 3012, +) |
| (1230, 0213, +) | (0213, 0123, -) | (0213, 3201, +) |
| (1230, 2301, -) | (2301, 3012, -) | (2301, 3201, +) |
| (1230, 3201, -) | (3201, 0213, -) | (3201, 2301, +) |
| (2301, 0213, +) | (0213, 1230, -) | (0213, 1032, +) |
| (2301, 1230, +) | (1230, 3201, -) | (1230, 0123, +) |
| (2301, 3012, -) | (3012, 0123, -) | (3012, 3120, +) |
| (2301, 3120, -) | (3120, 1032, -) | (3120, 3201, +) |
| (2301, 3201, -) | (3201, 2301, -) | (3201, 3012, +) |
| (2301, 3201, +) | (3201, 0213, -) | (3201, 2301, +) |
| (2310, 0123, -) | (0123, 3201, -) | (0123, 0213, +) |
| (2310, 0213, -) | (0213, 3012, -) | (0213, 0123, +) |
| (2310, 1032, +) | (1032, 3012, -) | (1032, 3201, +) |
| (2310, 3012, +) | (3012, 1032, -) | (3012, 0213, +) |
| (3012, 0123, -) | (0123, 1230, -) | (0123, 2310, +) |
| (3012, 0213, +) | (0213, 2301, -) | (0213, 2310, +) |
| (3012, 1032, -) | (1032, 3012, -) | (1032, 3201, +) |
| (3012, 1032, +) | (1032, 0213, -) | (1032, 3012, +) |
| (3012, 2301, +) | (2301, 3120, -) | (2301, 1230, +) |
| (3012, 2310, -) | (2310, 0213, -) | (2310, 1032, +) |
| (3012, 3120, +) | (3120, 1032, -) | (3120, 3201, +) |
| (3012, 3201, -) | (3201, 3120, -) | (3201, 0123, +) |
| (3120, 1032, -) | (1032, 0213, -) | (1032, 3012, +) |
| (3120, 2301, +) | (2301, 3201, -) | (2301, 0213, +) |
| (3120, 3012, -) | (3012, 3201, -) | (3012, 1032, +) |
| (3120, 3201, +) | (3201, 2301, -) | (3201, 3012, +) |
| (3201, 0123, +) | (0123, 1230, -) | (0123, 2310, +) |
| (3201, 0213, -) | (0213, 1230, -) | (0213, 1032, +) |
| (3201, 1032, -) | (1032, 2310, -) | (1032, 3120, +) |
| (3201, 1230, +) | (1230, 2301, -) | (1230, 0213, +) |
| (3201, 2301, -) | (2301, 3201, -) | (2301, 0213, +) |
| (3201, 2301, +) | (2301, 3012, -) | (2301, 3201, +) |
| (3201, 3012, +) | (3012, 0123, -) | (3012, 3120, +) |
| (3201, 3120, -) | (3120, 3012, -) | (3120, 2301, +) |