

Geometrical Constraint on Curvature with BAO experiments

Masahiro Takada¹ and Olivier Doré^{2,3}

¹*Kavli Institute for the Physics and Mathematics of the Universe (Kavli IPMU),
The University of Tokyo Institutes for Advanced Study,
The University of Tokyo, Chiba 277-8583, Japan*

²*Caltech M/C 350-17, Pasadena, CA 91125, USA*

³*Jet Propulsion Laboratory, California Institute of Technology,
4800 Oak Grove Drive, Pasadena, California, U.S.A.*

The spatial curvature (K or Ω_K) is one of the most fundamental parameters of isotropic and homogeneous universe and has a close link to the physics of early universe. Combining the radial and angular diameter distances measured via the baryon acoustic oscillation (BAO) experiments allows us to unambiguously constrain the curvature. The method is primarily based on the metric theory, but not much on the theory of structure formation other than the existence of BAO scale and is free of any model of dark energy. In this paper, we estimate a best-achievable accuracy of constraining the curvature with the BAO experiments. We show that an all-sky, cosmic-variance-limited galaxy survey covering the universe up to $z \gtrsim 4$ enables a precise determination of the curvature to an accuracy of $\sigma(\Omega_K) \simeq 10^{-3}$. When we assume a model of dark energy, either the cosmological constraint or the (w_0, w_a) -model, it can achieve a precision of $\sigma(\Omega_K) \simeq \text{a few} \times 10^{-4}$. These forecasts require a high sampling density of galaxies, and are degraded by up to a factor of a few for a survey with a finite number density of galaxies.

PACS numbers: 98.80.-k,95.36.+x,95.75.-z,98.65.Dx

I. INTRODUCTION

The curvature of the Universe (hereafter denoted as K or Ω_K) is one of the most fundamental quantities in an isotropic and homogeneous universe in the context of General Relativity (GR) [1]. The curvature also has a close connection to the physics of the early universe. An inflationary universe scenario predicts that the “apparent” curvature, which we can infer from an observable universe, should appear to be close to a flat geometry ($\Omega_K \simeq 0$), even if the exact value is non-zero [2, 3]. If the universe arose from a decay of a false vacuum via quantum tunneling, it leads to an open geometry ($K < 0$ or $\Omega_K > 0$) [4–8]. In particular, if the universe began with “large-field inflation” [9], which predicts that the primordial gravitational wave is as large as can be observed in the cosmic microwave background (CMB) anisotropies, or if the universe began with “just enough inflation” in a landscape or multi-universe picture, the curvature can be large enough to be measurable ($\Omega_K \sim 10^{-4}$ – 10^{-2}) [10–14]. Further, an addition of the super-curvature perturbation in an open-inflation scenario might resolve the large-scale CMB anomalies [15–17]. On the other hands, if a close curvature ($K > 0$ or $\Omega_K < 0$) is found, it gives rise to a challenge for inflationary scenario: the universe needs to emerge from a specific initial condition of close curvature [7, 18]. Thus it is important to constrain the curvature from cosmological observations in order to obtain a clue to the physics of the early universe [e.g., 19, for a thorough review of various cosmological probes].

Observations of the CMB have led to precise measurement of the angular diameter distance to the last scattering surface, preferring a flat geometry as expected in an inflationary scenario [e.g., 20, 21]. However, the constraint rests on the use of the standard cosmological model such as the cosmological constant, cold dark matter dominated model (Λ CDM model), based on GR and the nearly adiabatic initial conditions. If the

assumptions are relaxed, for instance, if a generalized model of dark energy is employed, the CMB constraint on the curvature is largely degraded [22]. The baryonic acoustic oscillation (BAO) provides us with an alternative, powerful geometrical probe, allowing one to constrain the cosmological distances via measurements of the galaxy clustering pattern in redshift and angular directions, respectively [23–26]. The BAO experiment is shown to be robust against various astrophysical systematic effects such as the galaxy bias uncertainty [27, 28]. The current state-of-art measurements were done from the Sloan Digital Sky Survey III Baryon Oscillation Spectroscopic Survey [29–31], achieving a 1 percent precision of the distance measurement at $z \simeq 0.57$. Various wide-area spectroscopic galaxy surveys are planned, aimed at achieving precise BAO measurements up to higher redshifts: the Subaru Prime Focus Spectrograph (PFS) [32], the Dark Energy Spectrograph Instrument (DESI) [33], the ESA Euclid satellite mission [44], and the NASA WFIRST mission [34].

The BAO method is unique in that it can constrain the radial (more exactly the Hubble expansion rate) distance as well as the angular diameter distance at a redshift of the galaxy survey, while other geometrical probes such as supernovae and gravitational lensing can probe the luminosity or angular distances, not the radial distance. The relation between the radial and angular diameter distances is purely geometrical and specified by the curvature; if the universe has a non-zero curvature, the two distances differ. The relation holds for any theory of gravity or dark energy, and rests on the metric theory of a homogeneous and isotropic space, which is a maximally symmetric spacetime, described by Friedmann-Robertson-Walker (FRW) metric [1]. Hence the purpose of this paper is to estimate a fundamental accuracy of estimating the curvature parameter with the BAO experiments. To do this, we will assume a cosmic variance limited galaxy survey, namely full-sky coverage and a sufficiently high number of

density of sampled galaxies.

The structure of this paper is as follows. In Sec. II we discuss the methodology based on the Fisher matrix information formalism, and briefly review the BAO method. In Sec. III we show the main results. Sec. IV is devoted to discussion. Unless stated otherwise, we will adopt, as fiducial model, a flat Λ CDM cosmology with $\Omega_{m0} = 0.27$, $\Omega_{\Lambda} = 0.73$ and the Hubble parameter $h = 0.71$.

II. GEOMETRICAL ESTIMATION OF THE CURVATURE WITH BAO DISTANCES

A. Cosmological distances

We assume that the Universe is statistically isotopic and homogeneous. The space-time structure of such an universe is described by the FRW metric [1]. With the metric theory, solving the light propagation in an expanding universe yields a relation between cosmological distances and redshift. The comoving radial distance is given in terms of the integral of the Hubble expansion rate:

$$D_C(z) \equiv \int_0^z \frac{dz'}{H(z')}, \quad (1)$$

where the Hubble expansion rate is given by time derivative of the scale factor as $H \equiv d \ln a / dt$, and z is redshift, given as $1+z \equiv 1/a$ where we employed the convention $a(t_0) = 1$ today. The metric theory also gives a geometrical relation between the radial and angular-diameter distances:

$$D_A(z) = \begin{cases} \frac{1}{\sqrt{-K}} \sinh \sqrt{-K} D_C(z), & (K < 0) \\ D_C(z), & (K = 0) \\ \frac{1}{\sqrt{K}} \sin \sqrt{K} D_C(z), & (K > 0) \end{cases} \quad (2)$$

The different equations are for different geometries of the Universe; open, flat and close geometries, respectively. The curvature K is in the units of $1/\text{distance}^2$. The CMB experiments [e.g. 20] give stringent constraints on the curvature, implying $|\Omega_K| \equiv |K|/H_0^2 \ll 1$, where Ω_K is the curvature parameter and $1/H_0$ is the Hubble radius today. For redshift relevant for galaxy surveys, where $\sqrt{|K|} D_C(z) \ll 1$ holds, Eq. (2) can be expanded around $\sqrt{|K|} D_C(z) = 0$, yielding the approximation

$$D_A(z) \simeq D_C(z) \left[1 - \frac{1}{6} K D_C(z)^2 \right]. \quad (3)$$

Both $D_A(z)$ and $D_C(z)$ are observables of the BAO experiment for each redshift slice. In the following we will use the above equation to estimate an accuracy of estimating the curvature from BAO information without employing much assumption about theory of structure formation other than the existence of BAO scale in the distribution of galaxies nor any model of dark energy.

B. Estimator of the curvature and its covariance

Suppose we have the BAO distance measurements in N_s redshift bins, without any gap, over a range of redshift from today up to a maximum redshift z_{\max} : $\hat{D}_A(z_i)$ and $\hat{D}_H(z_i)$ for $i = 1, 2, \dots, N_s$ ($z_1 = 0$ and $z_{N_s} = z_{\max}$). Here $D_H(z)$ is the Hubble distance: $D_H(z) \equiv 1/H(z)$.

The radial distance at the i -th redshift bin z_i can be estimated by combining the measured Hubble distances over a redshift range $z = [0, z_i]$ (see Eq. 1):

$$\hat{D}_{C,i} \simeq \sum_{z_j < z_i} \hat{D}_{H,j} \Delta z_j, \quad (4)$$

where we have introduced the notations, $\hat{D}_{C,i} \equiv \hat{D}_C(z_i)$ and $\hat{D}_{H,i} \equiv \hat{D}_H(z_i)$. In practice one might want to use a more sophisticated method to estimate $\hat{D}_C(z)$ to avoid inaccuracy due to the discrete summation, e.g. by assuming that $H(z)$ is modeled by a polynomial function of redshift and then estimating the coefficients from fitting of the function to the measured $H(z)$. Here we assume the discrete summation for simplicity.

From Eq. (3), an estimator of the curvature parameter from measurements of the radial and angular diameter distances at the i -th redshift bin can be given as

$$\hat{K}_i \equiv 6 \frac{\hat{D}_{A,i} - \hat{D}_{C,i}}{\hat{D}_{C,i}^3}. \quad (5)$$

Combining the measurements at different redshift bins, we can define the chi-square (χ^2) to estimate the curvature parameter as

$$\chi^2 \equiv \sum_{i,j=1}^{N_s} (\hat{K}_i - K) [C^{KK}]_{ij}^{-1} (\hat{K}_j - K), \quad (6)$$

where K is the underlying true curvature, treated as a free model parameter in the χ^2 -fitting. $[C^{KK}]^{-1}$ denotes the inverse of the covariance matrix C^{KK} defined as

$$\begin{aligned} \frac{C_{ij}^{KK}}{36} &= \frac{1}{D_{C,i}^3 D_{C,j}^3} C_{ij}^{D_A D_A} - \frac{1}{D_{C,i}^3} \left[3 \frac{D_{A,j}}{D_{C,j}^4} - 2 \frac{1}{D_{C,j}^3} \right] C_{ij}^{D_A D_C} \\ &\quad - \frac{1}{D_{C,j}^3} \left[3 \frac{D_{A,i}}{D_{C,i}^4} - 2 \frac{1}{D_{C,i}^3} \right] C_{ji}^{D_A D_C} \\ &\quad + \left[3 \frac{D_{A,i}}{D_{C,i}^4} - 2 \frac{1}{D_{C,i}^3} \right] \left[3 \frac{D_{A,j}}{D_{C,j}^4} - 2 \frac{1}{D_{C,j}^3} \right] C_{ij}^{D_C D_C}. \end{aligned} \quad (7)$$

Here the covariance matrices such as $C^{D_C D_C}$ describe statistical uncertainties of the BAO observables, the Hubble and angular-diameter distances, given BAO measurements of a galaxy survey:

$$\begin{aligned} C_{ij}^{D_C D_C} &\equiv \text{Cov}[\hat{D}_{C,i}, \hat{D}_{C,j}] = \sum_{m < i} \sum_{n < j} C_{mn}^{D_H D_H} \Delta z_m \Delta z_n, \\ C_{ij}^{D_C D_A} &\equiv \text{Cov}[\hat{D}_{C,i}, \hat{D}_{C,j}] = \sum_{m < i} C_{mj}^{D_H D_A} \Delta z_m, \end{aligned} \quad (8)$$

and so on. Around a flat geometry universe, where $D_A \simeq D_C$, the covariance matrix is approximated as

$$\frac{D_{A,i}^3 D_{A,j}^3}{36} C_{ij}^{KK} \simeq C_{ij}^{D_A D_A} - [C_{ij}^{D_A D_C} + C_{ji}^{D_A D_C}] + C_{ij}^{D_C D_C} \quad (9)$$

A statistical uncertainty of the curvature estimation is given from the second derivatives of $\chi^2(K)$ (Eq. 6) with respect to the true curvature:

$$\sigma^2(K) = \frac{1}{\sum_{i,j=1}^{N_s} [C^{KK}]_{ij}^{-1}}, \quad (10)$$

where $[C^{KK}]^{-1}$ is the inverse of Eq. (7). We will use the above equation to estimate an accuracy of the curvature estimation for a given galaxy survey.

C. BAO

In this subsection, assuming a hypothetical galaxy survey, we derive the Fisher information matrix of the Hubble and angular-diameter distances from the BAO measurement.

The two-point correlation function or the Fourier-transformed counterpart, the power spectrum, is measured as a function of the separation lengths between paired galaxies. In this procedure, the position of each galaxy needs to be inferred from the measured redshift and angular position. Then the separation lengths perpendicular and parallel to the line-of-sight direction from the measured quantities are given as $r_\perp \propto \Delta\theta$ and $r_\parallel \propto \Delta z$, where $\Delta\theta$ and Δz are the differences between the angular positions and the redshifts of the paired galaxies. For this conversion, we need to assume a reference cosmological model to relate the observables ($\Delta\theta$, Δz) to the quantities (r_\perp , r_\parallel). Thus, the wavenumbers are given as

$$k_{\perp,\text{ref}} = \frac{D_A(z)}{D_{A,\text{ref}}(z)} k_\perp, \quad k_{\parallel,\text{ref}} = \frac{D_H(z)}{D_{H,\text{ref}}(z)} k_\parallel. \quad (11)$$

The quantities with subscript ‘‘ref’’ are the quantities estimated from the observables assuming a ‘‘reference’’ cosmological model, and the quantities without the subscript are the underlying true values. Since the reference cosmological model assumed generally differs from the underlying true cosmology, it causes an apparent distortion in the two-dimensional pattern of galaxy clustering. In principle, this could be measured using only the isotropy of clustering statistics [35], but a more robust measurement of both $D_A(z)$ and $D_H(z)$ can be obtained by searching for the ‘‘common’’ BAO scales in the pattern of galaxy clustering, as the standard ruler, in combination with the CMB constraints [23, 24, 36].

We will use the currently standard Λ CDM model as a guidance for the parameter dependence of our constraints and as an effective realistic description of the galaxy clustering. Nevertheless, we would again like to emphasize that the methodology proposed in this paper relies only on a FRW metric theory and the existence of the BAO standard ruler. To be more quantitative, the redshift-space galaxy power spectrum at redshift z

is given in the linear regime as

$$P_{g,s}(k_{\perp,\text{ref}}, k_{\parallel,\text{ref}}; z) = \frac{D_{A,\text{ref}}(z)^2 D_{H,\text{ref}}(z)}{D_A(z)^2 D_H(z)} \left[1 + \beta(z) \frac{k_\parallel^2}{k^2} \right]^2 b_g^2 P_m^L(k; z) + P_{\text{sn}}, \quad (12)$$

where b_g is the linear bias parameter, β is the linear redshift-space distortion (RSD) parameter, defined as $\beta \equiv (1/b_g) d \ln D / d \ln a|_z$ [37], D is the linear growth rate, $P_m^L(k)$ is the linear mass power spectrum, and P_{sn} is a constant number and is a parameter to model the residual shot noise. Throughout this paper we assume $b(z_i) = 1$ as the fiducial value in each redshift bin for simplicity. This is a conservative assumption, because most galaxies at higher redshift are very likely to be biased tracers with $b > 1$. When deriving the BAO geometrical constraints we will marginalize over the effect of galaxy bias uncertainty.

To make the parameter forecast, we employ the method developed in Ref. [28]. In this method, we include the smearing effect of the BAO features due to the bulk flow of galaxies in large-scale structure [38–40]. For the BAO survey of multiple redshift bins, the Fisher information matrix of model parameters can be computed as

$$F_{\alpha\beta}^{\text{galaxy}} = \sum_{z_i} \int_{-1}^1 d\mu \int_{k_{\text{min}}}^{k_{\text{max}}} \frac{2\pi k^2 dk}{2(2\pi)^3} \times \frac{\partial \ln P_{g,s}(k, \mu; z_i)}{\partial p_\alpha} \frac{\partial \ln P_{g,s}(k, \mu; z_i)}{\partial p_\beta} \times V_{\text{eff}}(k; z_i) \exp \left[-k^2 \Sigma_\perp^2 - k^2 \mu^2 (\Sigma_\parallel^2 - \Sigma_\perp^2) \right], \quad (13)$$

where μ is the cosine between the wavevector and the line-of-sight direction, $\mu \equiv k_\parallel/k$; \sum_{z_i} is the sum over different redshift bins; $\partial P_{g,s}/\partial p_\alpha$ is the partial derivative of the galaxy power spectrum (Eq. 12) with respect to the α -th parameter around the fiducial cosmological model; the effective survey volume V_{eff} and the Lagrangian displacement fields Σ_\parallel and Σ_\perp to model the smearing effect are given as

$$V_{\text{eff}}(k, \mu; z_i) \equiv \left[\frac{\bar{n}_g(z_i) P_{g,s}(k, \mu; z_i)}{\bar{n}_g(z_i) P_{g,s}(k, \mu; z_i) + 1} \right]^2 V_{\text{survey}}(z_i), \quad (14)$$

$$\Sigma_\perp(z) \equiv c_{\text{rec}} D(z) \Sigma_0, \quad (15)$$

$$\Sigma_\parallel(z) \equiv c_{\text{rec}} D(z) (1 + f_g) \Sigma_0. \quad (16)$$

Here $V_{\text{survey}}(z_i)$ is the comoving volume of the redshift slice centered at z_i ; the present-day Lagrangian displacement field is $\Sigma_0 = 11h^{-1} \text{Mpc}$ for $\sigma_8 = 0.8$ [27]; $D(z)$ is the growth rate normalized as $D(z=0) = 1$; $f_g = d \ln D / d \ln a$. The parameter c_{rec} is a parameter to model the reconstruction method of the BAO peaks (see below). In Eq. (13), we take the exponential factor of the smearing effect outside of the derivatives of $P_{g,s}$. This is equivalent to marginalizing over uncertainties in Σ_\parallel and Σ_\perp . The growth rate in Σ_\parallel or Σ_\perp takes into account the less smearing effect at higher redshift due to the less evolving large-scale structure. For the parameters, we include the cosmological parameters, the distances in each redshift slice, and the nuisance parameters:

$$p_\alpha = \{ \Omega_{\text{m}0}, A_s, n_s, \alpha_s, \Omega_{\text{m}0} h^2, \Omega_{\text{b}0} h^2, D_A(z_i), D_H(z_i), b_g(z_i), \beta(z_i), P_{\text{sn}}(z_i) \}, \quad (17)$$

where A_s , n_s and α_s are parameters of the primordial power spectrum; A_s is the amplitude of the primordial curvature perturbation, and n_s and α_s are the spectral tilt and the running spectral index. The set of cosmological parameters determines the shape of the linear power spectrum. For the k -integration, we set $k_{\min} = 10^{-4}h/\text{Mpc}$ and $k_{\max} = 0.5 h/\text{Mpc}$ for all the redshift slices, but the exponential factor in Eq. (13) suppresses the information from the nonlinear scales. The Fisher parameter forecasts depend on the fiducial cosmological model for which we assumed the model consistent with the WMAP 7-year data [20]. For a galaxy survey of N_s redshift bins, the number of model parameters is in total $6 + 5 \times N_s$.

Further, we assume the BAO reconstruction method in Ref. [27]. Since the peculiar velocity field of galaxies in large-scale structure can be inferred from the measured galaxy distribution, the inferred velocity field allows for pulling back each galaxy to its position at an earlier epoch and then reconstructing the galaxy distribution more in the linear regime. As a result, one can correct to some extent the smearing effect in Eq. (13) and sharpen the BAO peaks in the galaxy power spectrum. Padmanabhan et al. [41] implemented this method to the real data, SDSS DR7 LRG catalog, and showed that the reconstruction method can improve the distance error by a factor of 2. The improvement was equivalent to reducing the nonlinear smoothing scale from 8.1 to $\Sigma_{\text{nl}} = 4.4 h^{-1}\text{Mpc}$, about a factor of 2 reduce in the displacement field. To implement this reconstruction method requires a sufficiently high number density of the sampled galaxies in order to reliably infer the peculiar velocity field from the measured galaxy distribution [see 30, for the latest result]. In the Fisher matrix calculation, we used $c_{\text{rec}} = 0.5$ for an implementation of the reconstruction method [45].

In the following forecast, we assume the BAO experiment combined with the CMB constraints expected from the Planck satellite:

$$\mathbf{F} = \mathbf{F}^{\text{CMB}} + \mathbf{F}^{\text{galaxy}}, \quad (18)$$

where \mathbf{F}_{CMB} is the Fisher matrix for the CMB measurements. We employ the method in Ref. [32] to compute the CMB Fisher matrix, where we assumed the standard ΛCDM model for the physics prior to recombination that determines the sound horizon scale or the BAO scale.

To estimate an accuracy of the distance estimation with the BAO experiments, we first invert the Fisher matrix \mathbf{F} and then use the sub-matrix including elements of the Hubble and angular-diameter distances:

$$\mathbf{F} \xrightarrow{\text{invert}} [\mathbf{F}]^{-1} \xrightarrow{\text{use sub-matrix}} [\mathbf{F}]_{MN}^{-1} \quad (19)$$

where the indices M, N denote the elements including the Hubble and angular-diameter distances. The sub-matrix F_{MN} gives the error covariance matrices of distances, $D_A(z_i)$ and $D_H(z_i)$, after marginalizing over other parameters (6 cosmological parameters and nuisance parameters). Hence the dimension of F_{MN} is $(2N_s) \times (2N_s)$. The covariance matrices of

$D_A(z_i)$ and $D_H(z_i)$ and the cross-covariance matrix are

$$\begin{aligned} C_{ij}^{D_A D_A} &\equiv [\mathbf{F}^{-1}]_{D_A(z_i) D_A(z_j)}, \\ C_{ij}^{D_A D_H} &\equiv [\mathbf{F}^{-1}]_{D_A(z_i) D_H(z_j)}, \\ C_{ij}^{D_H D_H} &\equiv [\mathbf{F}^{-1}]_{D_H(z_i) D_H(z_j)}. \end{aligned} \quad (20)$$

We use these covariances in Eq. (7) to estimate an accuracy of the curvature estimation.

III. RESULTS

A. Survey parameters

Here we assume an ideal survey to estimate the fundamental limit of the curvature estimation via the BAO measurements. That is, we assume a galaxy survey with full-sky coverage and sufficiently high number density of sampled galaxies in each redshift bin up to a given maximum redshift z_{\max} , without any gap. We will study how the curvature determination is degraded when considering a survey with a finite number density of galaxies.

B. Forecasts

Fig. 1 shows the forecasts of the distance measurements with a cosmic variance limited survey up to $z_{\max} = 7$. The shaded region around each redshift bin with width $\Delta z = 0.2$ denotes $\pm 1\sigma$ uncertainty in the angular diameter distance including marginalization (Eq. 20). The accuracy of the Hubble distance is only slightly worse than the error in D_A , only by 10% level.

Using the forecasts of the distance measurements, we show in Fig. 2 the expected accuracy of the curvature estimation, $\sigma(\Omega_K)$. Here we consider a cosmic-variance-limited galaxy survey over a range of redshift $z = [0, z_{\max}]$ and show the forecasts as a function of the maximum redshift z_{\max} . Note that the error $\sigma(\Omega_K)$ is free of the uncertainty in the Hubble parameter h , because the uncertainty in h is absorbed when estimating the curvature parameter from a combination of the radial and angular distances. The top curve shows the fundamental limit, estimated from Eq. (7), in a sense that the constraint is purely based on the BAO distance measurements and is less sensitive to theory of structure formation rather than the BAO scale such as the galaxy bias and is free of any model of dark energy. The accuracy can be better than 0.1%, if a cosmic variance limited survey up to $z_{\max} \gtrsim 5$ is available.

If we employ Einstein gravity, General Relativity (GR), which relates the structure of spacetime to the energy-matter contents of the universe through the Einstein equations, the curvature constraint can be improved, although the constraint is now model-dependent. At redshifts relevant for galaxy surveys, the Hubble expansion rate is given as

$$H(z)^2 = H_0^2 [\Omega_{\text{m}0}(1+z)^3 + \Omega_K(1+z)^2 + \Omega_{\text{DE}}(z)]. \quad (21)$$

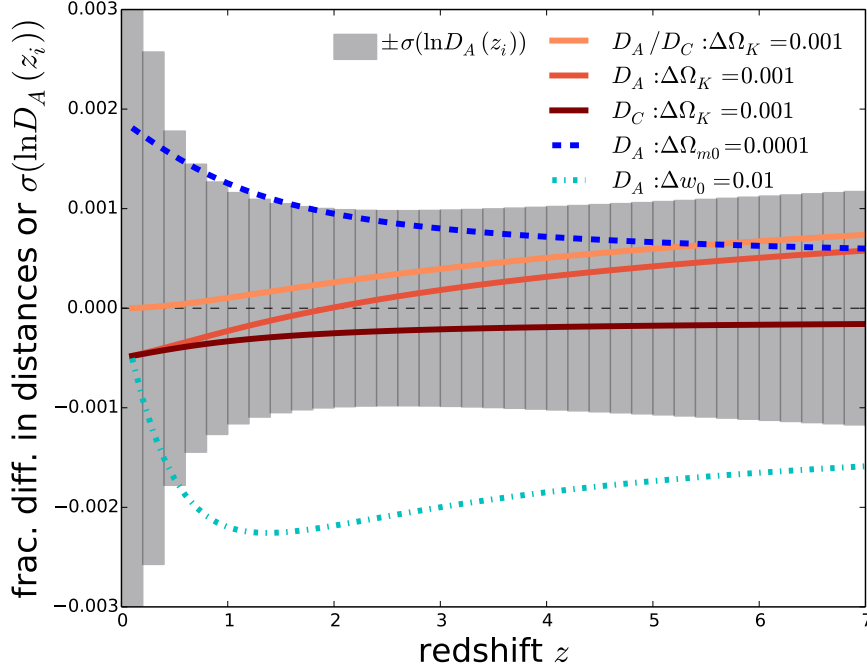


FIG. 1: The shaded region in each redshift bin, with width $\Delta z = 0.2$, denotes the fractional error of the angular diameter distance determination $D_A(z_i)$, expected for a cosmic-variance-limited galaxy survey with full sky coverage ($f_{\text{sky}} = 1$) and a sufficiently high number density of galaxies in each redshift range from $z = 0$ to $z_{\text{max}} = 7$. The errors include marginalization over other parameters (see text for details). For comparison, the solid curves show the fractional difference in the radial or angular-diameter distances, $D_C(z)$ or $D_A(z)$, for an open geometry universe with $\Omega_K = 0.001$ compared to the fiducial flat universe, with the dark matter density and the cosmological constant being fixed. The curvature parameter alters $D_C(z)$ and D_A in different ways and the ratio, D_A/D_C , displays a characteristic redshift dependence. To be more precise, the fractional difference is defined, e.g. as $D_A(z; \Omega_K = 0.001)/D_{A,\text{fid}}(z; \Omega_K = 0) - 1$. The dashed and dot-dashed curves show the fractional difference when changing Ω_{m0} and the dark energy equation of state w_0 , by $\Delta\Omega_{m0} = 0.0001$ and $\Delta w_0 = 0.01$, within a flat universe. In this case, the changes hold $D_A(z) = D_C(z)$.

Then the Hubble and angular-diameter distances are specified by the density parameters (see Eqs. 1 and 2). However, the nature of dark energy is another mystery of the universe. For comparison, we here employ a phenomenological model of dark energy that is parametrized in terms of its equation of state parameters as

$$w_{\text{DE}}(z) = w_0 + w_a(1 - a), \quad (22)$$

where w_0 and w_a are parameters and constant in time. In this case, the redshift evolution of dark energy is given as $\rho_{\text{DE}}(z) \propto a^{-3(1+w_0+w_a)}e^{-3w_a(1-a)}$ with $1+z = 1/a$. We should emphasize that this model acts as a “strong” prior, restricting the degrees of freedom of the dark energy model to a specific model. The redshift dependence of the above dark energy model, around the fiducial cosmological constant model, is different from that of the curvature (a^{-2}), the BAO distance measurements determine the curvature and the dark energy parameters simultaneously. If the dark energy has an additive contribution, even very small, such as $\delta\rho_{\text{DE}} \propto 1/a^2$, the contribution leaves a strong degeneracy with the curvature.

Nevertheless it would be useful to estimate an accuracy of the curvature determination from the cosmic-variance-limited

BAO measurements, when assuming the above dark energy model. To do this, we use the method in Ref. [23] to propagate the accuracies of BAO distance measurements into estimations of cosmological parameters. To be more precise, we compute the sub-matrix of the inverted Fisher matrix of CMB plus the BAO measurements:

$$\mathbf{F} \xrightarrow{\text{invert}} [\mathbf{F}]^{-1} \xrightarrow{\text{use sub-matrix}} [\mathbf{F}]_{M'N'}^{-1}. \quad (23)$$

The sub-matrix $F_{M'N'}$ includes marginalization over other parameters such as galaxy bias (see Eq. 17). Then the elements denoted by M', N' include parameters that determine the distances among the set of parameters (Eq. 17), and then we make the parameter forecasts as follows:

$$\begin{aligned} p_{M'} &= \{\Omega_{m0}, \Omega_{m0}h^2, D_A(z_i), D_H(z_i)\} \\ \Rightarrow F_{\text{DE},ij} &\equiv \frac{\partial p_{M'}}{\partial q_i} F_{M'N'} \frac{\partial p_{M'}}{\partial q_j} \\ \Rightarrow q_i &= \{\Omega_{m0}h^2, \Omega_{\text{DE0}}, \Omega_K, w_0, w_a\}. \end{aligned} \quad (24)$$

The second line denotes a projection of the Fisher matrix onto a new parameter space denoted by q_i . Then the third line de-

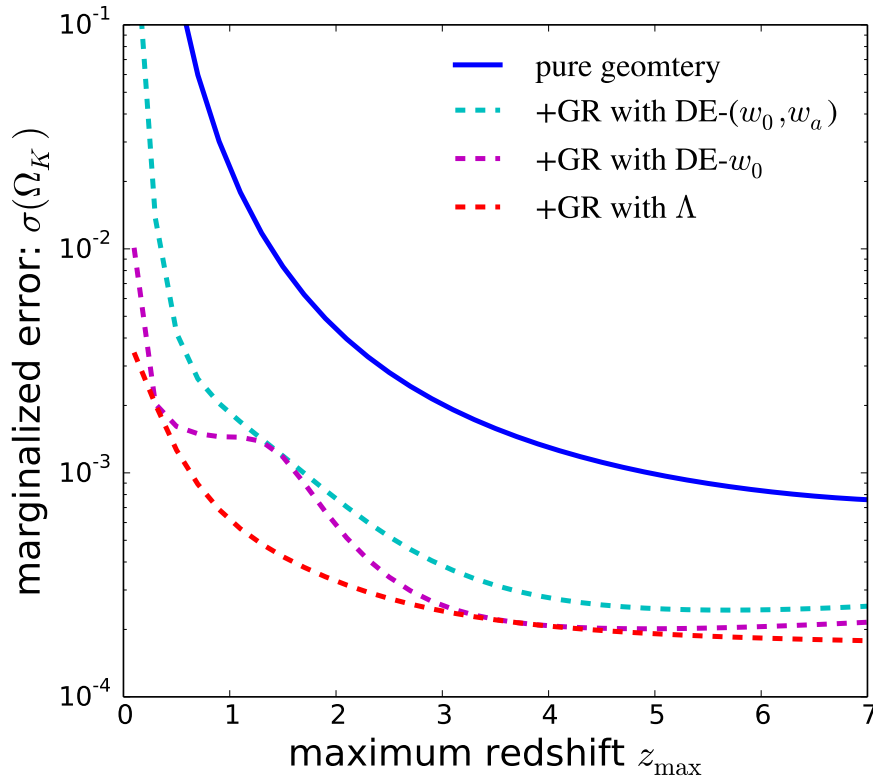


FIG. 2: An expected accuracy of the curvature parameter determination with the BAO measurements for a cosmic-variance-limited galaxy survey as in Fig. 1. Here we considered the galaxy survey covering the redshift range $0 \leq z \leq z_{\max}$. The top curve shows the purely geometrical constrain on Ω_K (Eq. 7), giving the fundamental limit in a sense that the constraint is free of any gravity theory or dark energy model and rests on the geometrical nature of four-dimensional space-time of the expanding homogeneous and isotropic universe. The cosmic variance limited survey can achieve a precision better than 0.1% such as $\sigma(\Omega_K) \approx 0.0008$. If we assume Einstein gravity (General Relativity, GR hereafter) and employ a model of dark energy, the curvature constraint can be improved. However, the precision depends on which dark energy model to adopt. If we assume the dark energy model parametrized by its equation of state, $w_{\text{DE}}(z) = w_0 + w_a(1 - a)$ around the fiducial model with the cosmological constant, the curvature constraint can be significantly improved. If we restrict ourselves to the cosmological constant ($w_{\text{DE}} = -1$), the best curvature constraint is achieved, as denoted by the lower curve, but the constraint is model-dependent.

notes a derivation of the marginalized error on the parameter including the curvature and the dark energy parameters.

The dashed curves in Fig. 2 show a marginalized error of the curvature parameter when assuming GR to model the Hubble expansion history and employing the dark energy model, around the fiducial cosmological constant model. With restricting the analysis to a narrower range of dark energy, the curvature constraint can be improved. If assuming the cosmological constant model, Λ CDM model, the cosmic-variance-limited accuracy can be as high as $\sigma(\Omega_K) \approx 2 \times 10^{-4}$.

In reality, the accuracy of the curvature determination is degraded by a finite number of sample galaxies for a spectroscopic survey. Fig. 3 shows how the curvature estimation is degraded as a function of the number density of galaxies. Here we assume a constant number density of galaxies in each redshift bin for simplicity. The planned galaxy surveys such as the Subaru PFS, Euclid and WFIRST are designed so as to satisfy a requirement of $\bar{n}P_g(k) \gtrsim 1$ at $k \approx 0.1\text{--}0.2h/\text{Mpc}$, corresponding to a number density of $\bar{n}_g \approx 10^{-3} (h/\text{Mpc})^3$

[32, 34]. In this case, $\sigma(\Omega_K) \approx 0.006$ or 0.0009 for the pure geometry and for the GR+ Λ case, respectively.

IV. DISCUSSION

We have estimated an accuracy of geometrical determination of the spatial curvature from the BAO distance measurements. The BAO is unique in a sense that it allows for a measurement of the radial distance at a redshift of galaxy survey, while other methods such as type-Ia supernova and gravitational lensing measure the luminosity distance that is equivalent to the angular diameter distance. Hence, combining the radial and angular diameter distances allows us to constrain the spatial curvature without employing much assumption about theory of structure formation other than the BAO scale such as galaxy bias nor any model of dark energy. We showed that an all-sky, cosmic variance limited galaxy survey covering up to a high redshift of $z \gtrsim 4$ allows the curvature

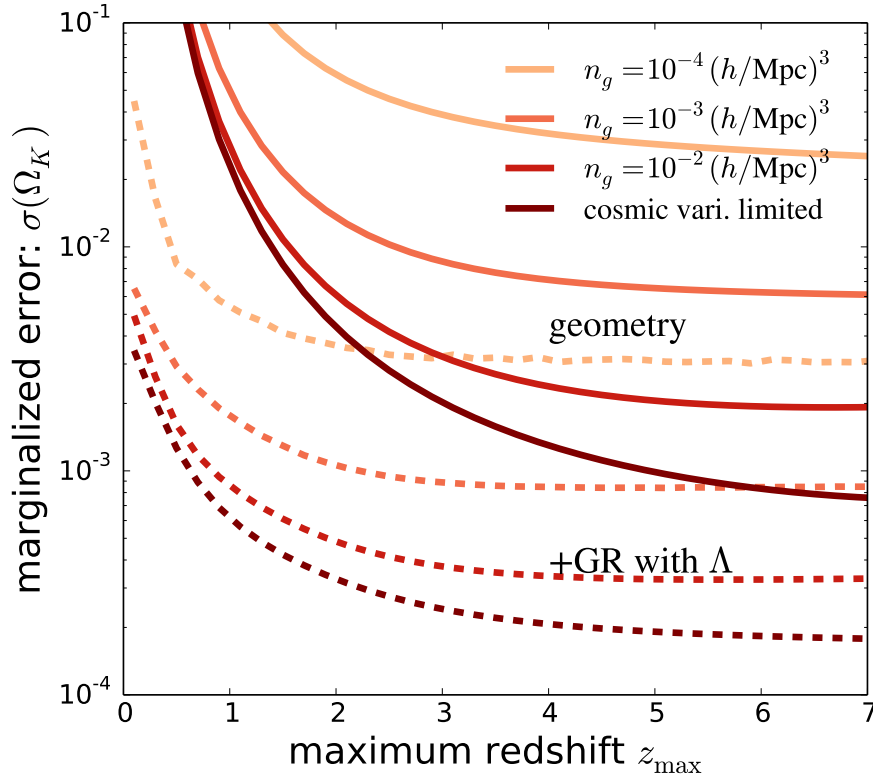


FIG. 3: Similar to the previous figure, but this figure shows how the curvature constraints are degraded for a galaxy survey with a finite number density of galaxies in each redshift bin. Here we consider the same number density in different redshift bins for simplicity.

determination to an accuracy of $\sigma(\Omega_K) \approx 10^{-3}$. If we assume a simple model of dark energy that is parametrized by two equation of state parameters, $w(a) = w_0 + w_a(1 - a)$, it allows an accuracy of $\sigma(\Omega_K) \approx$ a few $\times 10^{-4}$, although the constraint is considered model-dependent in this case.

If there is another method of measuring the Hubble expansion rate at high redshift, it might further enable us to improve the curvature constraint based on the method we discussed in this paper. For example, if “red-envelope” galaxies, which have formed their stellar population at higher redshift at $z \gtrsim 2$, can be used as a cosmic chronometer as demonstrated in Ref. [42], the ages of such red galaxies from detailed spectroscopic observations can be used to estimate the Hubble expansion rate at the galaxy redshift. However, this method still seems to be limited by astrophysical systematic effects, a further careful study needs to be done. A spectroscopic observation of extremely large-aperture telescope, in combination with the optical frequency comb technique, in principle allows a precision measurement of the Hubble expansion rate in the high-redshift universe [e.g., 43].

Constraining the curvature together with properties of the primordial scalar perturbations and the primordial gravitational wave is an important direction to explore. If a non-zero spatial curvature is found from cosmological observations, it will definitely change our view and understanding of the Universe, so it is worth exploring with any possible means of cur-

rent or future observational datasets.

Acknowledgments

We thank Neal Dalal, Chris Hirata, Hitoshi Murayama, Yasunori Nomura, Hiroshi Ooguri, and Misao Sasaki for useful discussion. MT is supported by World Premier International Research Center Initiative (WPI Initiative), MEXT, Japan, by the FIRST program Subaru Measurements of Images and Redshifts (SuMIRe), CSTP, Japan, by MEXT Grant-in-Aid for Scientific Research on Innovative Areas, “Why does the Universe accelerate? - Exhaustive study and challenge for the future -” (No. 15H05893), by Grant-in-Aid for Scientific Research from the JSPS Promotion of Science (No. 23340061 and 26610058), and by JSPS Program for Advancing Strategic International Networks to Accelerate the Circulation of Talented Researchers. Part of the research described in this paper was carried out at the Jet Propulsion Laboratory, California Institute of Technology, under a contract with the National Aeronautics and Space Administration. OD thanks IPMU for its generous hospitality. This work is also supported in part by the National Science Foundation under Grant No. PHYS-1066293 and the hospitality of the Aspen Center for Physics.

-
- [1] S. Weinberg, *Gravitation and Cosmology: Principles and Applications of the General Theory of Relativity* (1972).
- [2] A. H. Guth, *Phys. Rev. D* **23**, 347 (1981).
- [3] K. Sato, *Mon. Not. Roy. Astron. Soc.* **195**, 467 (1981).
- [4] S. Coleman and F. de Luccia, *Phys. Rev. D* **21**, 3305 (1980).
- [5] J. R. Gott, III, *Nature (London)* **295**, 304 (1982).
- [6] M. Bucher, A. S. Goldhaber, and N. Turok, *Phys. Rev. D* **52**, 3314 (1995), hep-ph/9411206.
- [7] A. Linde, *Physics Letters B* **351**, 99 (1995), hep-th/9503097.
- [8] K. Yamamoto, M. Sasaki, and T. Tanaka, *Astrophys. J.* **455**, 412 (1995), astro-ph/9501109.
- [9] D. H. Lyth, *Physical Review Letters* **78**, 1861 (1997), hep-ph/9606387.
- [10] S. Weinberg, *Reviews of Modern Physics* **61**, 1 (1989).
- [11] A. H. Guth and Y. Nomura, ArXiv e-prints (2012), 1203.6876.
- [12] M. Kleban and M. Schillo, ArXiv e-prints (2012), 1202.5037.
- [13] B. Freivogel, M. Kleban, M. Rodriguez Martinez, and L. Susskind, ArXiv e-prints (2014), 1404.2274.
- [14] R. Bousso, D. Harlow, and L. Senatore, ArXiv e-prints (2014), 1404.2278.
- [15] A. R. Liddle and M. Cortês, *Physical Review Letters* **111**, 111302 (2013), 1306.5698.
- [16] S. Kanno, M. Sasaki, and T. Tanaka, *Progress of Theoretical and Experimental Physics* **2013**, 111E01 (2013), 1309.1350.
- [17] J. White, Y.-I. Zhang, and M. Sasaki, *Phys. Rev. D* **90**, 083517 (2014), 1407.5816.
- [18] J. B. Hartle and S. W. Hawking, *Phys. Rev. D* **28**, 2960 (1983).
- [19] D. H. Weinberg, M. J. Mortonson, D. J. Eisenstein, C. Hirata, A. G. Riess, and E. Rozo, ArXiv e-prints (2012), 1201.2434.
- [20] E. Komatsu, K. M. Smith, J. Dunkley, C. L. Bennett, B. Gold, G. Hinshaw, N. Jarosik, D. Larson, M. R. Nolta, L. Page, et al., *Astrophys. J. Suppl.* **192**, 18 (2011), 1001.4538.
- [21] Planck Collaboration, P. A. R. Ade, N. Aghanim, M. Arnaud, M. Ashdown, J. Aumont, C. Baccigalupi, A. J. Banday, R. B. Barreiro, J. G. Bartlett, et al., ArXiv e-prints (2015), 1502.01589.
- [22] K. Ichikawa, M. Kawasaki, T. Sekiguchi, and T. Takahashi, *JCAP* **12**, 5 (2006), arXiv:astro-ph/0605481.
- [23] H.-J. Seo and D. J. Eisenstein, *Astrophys. J.* **598**, 720 (2003), arXiv:astro-ph/0307460.
- [24] W. Hu and Z. Haiman, *Phys. Rev. D* **68**, 063004 (2003), arXiv:astro-ph/0306053.
- [25] D. J. Eisenstein, I. Zehavi, D. W. Hogg, R. Scoccimarro, M. R. Blanton, R. C. Nichol, R. Scranton, H.-J. Seo, M. Tegmark, Z. Zheng, et al., *Astrophys. J.* **633**, 560 (2005), arXiv:astro-ph/0501171.
- [26] W. J. Percival, S. Cole, D. J. Eisenstein, R. C. Nichol, J. A. Peacock, A. C. Pope, and A. S. Szalay, *Mon. Not. Roy. Astron. Soc.* **381**, 1053 (2007), 0705.3323.
- [27] D. J. Eisenstein, H.-J. Seo, E. Sirko, and D. N. Spergel, *Astrophys. J.* **664**, 675 (2007), arXiv:astro-ph/0604362.
- [28] H.-J. Seo and D. J. Eisenstein, *Astrophys. J.* **665**, 14 (2007), arXiv:astro-ph/0701079.
- [29] L. Anderson, E. Aubourg, S. Bailey, D. Bizyaev, M. Blanton, A. S. Bolton, J. Brinkmann, J. R. Brownstein, A. Burden, A. J. Cuesta, et al., ArXiv e-prints (2012), 1203.6594.
- [30] L. Anderson, É. Aubourg, S. Bailey, F. Beutler, V. Bhardwaj, M. Blanton, A. S. Bolton, J. Brinkmann, J. R. Brownstein, A. Burden, et al., *Mon. Not. Roy. Astron. Soc.* **441**, 24 (2014), 1312.4877.
- [31] É. Aubourg, S. Bailey, J. E. Bautista, F. Beutler, V. Bhardwaj, D. Bizyaev, M. Blanton, M. Blomqvist, A. S. Bolton, J. Bovvy, et al., ArXiv e-prints (2014), 1411.1074.
- [32] M. Takada, R. S. Ellis, M. Chiba, J. E. Greene, H. Aihara, N. Arimoto, K. Bundy, J. Cohen, O. Doré, G. Graves, et al., *Publ. Astron. Soc. Japan* **66**, R1 (2014), 1206.0737.
- [33] M. Levi, C. Bebek, T. Beers, R. Blum, R. Cahn, D. Eisenstein, B. Flaugher, K. Honscheid, R. Kron, O. Lahav, et al., ArXiv e-prints (2013), 1308.0847.
- [34] D. Spergel, N. Gehrels, C. Baltay, D. Bennett, J. Breckinridge, M. Donahue, A. Dressler, B. S. Gaudi, T. Greene, O. Guyon, et al., ArXiv e-prints (2015), 1503.03757.
- [35] C. Alcock and B. Paczynski, *Nature (London)* **281**, 358 (1979).
- [36] D. Eisenstein and M. White, *Phys. Rev. D* **70**, 103523 (2004), astro-ph/0407539.
- [37] N. Kaiser, *Mon. Not. Roy. Astron. Soc.* **227**, 1 (1987).
- [38] T. Matsubara, *Phys. Rev. D* **78**, 083519 (2008), 0807.1733.
- [39] A. Taruya, T. Nishimichi, S. Saito, and T. Hiramatsu, *Phys. Rev. D* **80**, 123503 (2009), 0906.0507.
- [40] T. Nishimichi and A. Taruya, *Phys. Rev. D* **84**, 043526 (2011), 1106.4562.
- [41] N. Padmanabhan, X. Xu, D. J. Eisenstein, R. Scalzo, A. J. Cuesta, K. T. Mehta, and E. Kazin, ArXiv e-prints (2012), 1202.0090.
- [42] D. Stern, R. Jimenez, L. Verde, M. Kamionkowski, and S. A. Stanford, *JCAP* **2**, 008 (2010), 0907.3149.
- [43] J. Liske, A. Grazian, E. Vanzella, M. Dessauges, M. Viel, L. Pasquini, M. Haehnelt, S. Cristiani, F. Pepe, G. Avila, et al., *Mon. Not. Roy. Astron. Soc.* **386**, 1192 (2008), 0802.1532.
- [44] <http://sci.esa.int/euclid/>
- [45] Then we found we can roughly reproduce the distance measurement accuracy for the SDSS LRGs as found in [41]