

---

# Primal-Dual Active-Set Methods for Isotonic Regression and Trend Filtering

---

**Zheng Han**

Industrial and Systems Engineering  
Lehigh University  
Bethlehem, PA 18015  
zhh210@lehigh.edu

**Frank E. Curtis**

Industrial and Systems Engineering  
Lehigh University  
Bethlehem, PA 18015  
frank.e.curtis@gmail.com

## Abstract

Isotonic regression (IR) is a non-parametric calibration method used in supervised learning. For performing large-scale IR, we propose a primal-dual active-set (PDAS) algorithm which, in contrast to the state-of-the-art Pool Adjacent Violators (PAV) algorithm, can be parallelized and is easily warm-started thus well-suited in the online settings. We prove that, like the PAV algorithm, our PDAS algorithm for IR is convergent and has a work complexity of  $\mathcal{O}(n)$ , though our numerical experiments suggest that our PDAS algorithm is often faster than PAV. In addition, we propose PDAS variants (with safeguarding to ensure convergence) for solving related trend filtering (TF) problems, providing the results of experiments to illustrate their effectiveness.

## 1 Introduction

Isotonic regression is a non-parametric method for fitting an arbitrary monotone function to a dataset [1, 2] that has recently gained favor as a calibration method for supervised learning [3, 4, 5, 6]. A well-known and efficient method for solving the IR problems is the Pool Adjacent Violators (PAV) algorithm [7]. This method is easily implemented and enjoys a convergence guarantee with a work complexity of  $\mathcal{O}(n)$  where  $n$  is the dimension of the dataset. A drawback of the PAV algorithm in large-scale settings, however, is that it is inherently sequential. Consequently, in order to exploit parallelism, one has to resort to decomposing the IR problem [8], where deciding the number of processors is nontrivial. For example, a recent Spark implementation of a parallelized PAV method suffers from significant overhead [9]. In addition, since the PAV algorithm must be initialized from a particular starting point, it cannot be warm-started—a fact that is especially detrimental when a sequence of IR problems need to be solved [10] or in the online setting where data points are constantly added. As an alternative, we propose a primal-dual active-set (PDAS) method for solving the IR problems. Our PDAS algorithm also has a convergence guarantee for IR and a work complexity of  $\mathcal{O}(n)$ , but can be warm-started and is easily parallelized. We also provide PDAS algorithm variants for a related class of trend filtering problems. Despite the existence of interior point methods [11], some specialized ADMM methods [12], and proximal methods [13] that are recently developed and applicable to TF problems, active-set methods terminate finitely thus are able to generate very accurate solutions thus are favored for certain applications such as switch points identification and time series segmentation. The results of numerical experiments are provided for all algorithm variants which show great practical strengths of PDAS methods.

This paper is organized in the following order. In §2, we give the problem descriptions of IR and TF to which we have applied PDAS methods. In §3, we summarize and compare the well-known Pool Adjacent Violators (PAV) algorithm and our proposed primal-dual active-set (PDAS) method for solving IR problems. PDAS variants (with safeguards) for solving related TF problems are

presented in §4. We report the experimental results as well as our discovery in §5. Finally, our concluding remarks are provided in §6.

## 2 Problem Descriptions

### Isotonic Regression

We consider the isotonic regression (IR) problem

$$\min_{\theta \in \mathbb{R}^n} \frac{1}{2} \sum_{i=1}^n \omega_i (y_i - \theta_i)^2 \quad \text{subject to } \theta_1 \leq \dots \leq \theta_n, \quad (\text{IR})$$

where  $y \in \mathbb{R}^n$  represents observed data and  $\omega \in \mathbb{R}_+^n$  represents weights for the data fitting term. The goal of this optimization problem formulation is to determine a monotonically increasing step function that matches the observed data as closely as possible in a sense of distance defined by  $\omega$ .

### Trend Filtering

Problem (IR) can be viewed as a special case of the trend filtering problem

$$\min_{\theta \in \mathbb{R}^n} \phi(\theta), \quad \text{where } \phi(\theta) = f(\theta) + \lambda g(\theta), \quad (\text{TF})$$

where  $f : \mathbb{R}^n \mapsto \mathbb{R}$  is smooth and convex,  $\lambda > 0$  is a regularization parameter, and the regularization function  $g : \mathbb{R}^n \mapsto \mathbb{R}$  is convex but not necessarily smooth. In trend filtering or time series segmentation,  $f$  is usually chosen to measure the distance between  $\theta$  and  $y$  while  $g$  is a function that imposes desired properties on the solution  $\theta$ . A typical trend filtering problem has the form

$$f(\theta) = \frac{1}{2} \sum_{i=1}^n \omega_i (y_i - \theta_i)^2 \quad \text{with } g(\theta) = \|D\theta\|_1 \quad \text{or } g(\theta) = \|(D\theta)_+\|_1,$$

where  $D$  is a first-order (or higher) difference operator and  $(\gamma)_+ = \max\{\gamma, 0\}$  (component-wise). Specifically, as in [11], a  $k$ -th order difference matrix  $D^{(k,n)} \in \mathbb{R}^{(n-k) \times n}$  is defined recursively as  $D^{(k,n)} = D^{(1,n-k+1)} D^{(k-1,n)}$ . The first and second order difference matrix  $D^{(1,n)}$  and  $D^{(2,n)}$  is defined, respectively, as

$$D^{(1,n)} = \begin{bmatrix} 1 & -1 & & & \\ & 1 & -1 & & \\ & & \ddots & \ddots & \\ & & & 1 & -1 \end{bmatrix}, \quad \text{and } D^{(2,n)} = \begin{bmatrix} 1 & -2 & 1 & & & \\ & 1 & -2 & 1 & & \\ & & \ddots & \ddots & \ddots & \\ & & & 1 & -2 & 1 \end{bmatrix}.$$

Note that when  $g(\theta) = \|(D^{(1,n)}\theta)\|_1$  and  $\lambda$  is sufficiently large, solving (TF) gives also the solution of (IR).

## 3 Algorithms for Isotonic Regression

We describe and compare two efficient algorithms for solving problem (IR); in particular, the existing PAV and our proposed PDAS algorithms are described and their corresponding theoretical properties are summarized in §3.1 and §3.2, respectively. After that, a comparison between these two algorithms is conducted in §3.3. Throughout this and the subsequent sections, we borrow the following notation from [7] in the algorithm descriptions.

**Notation** Let  $J$  represent a partition of the variable indices  $\{1, 2, \dots, n\}$  into ordered blocks  $\{B_1, B_2, \dots\}$  where each block consists of consecutive indices, i.e., each block has the form  $\{p, \dots, q\}$  for  $p \leq q$ . The immediate predecessor (successor) of block  $B$  is denoted as  $B_-$  ( $B_+$ ). By convention  $B_-$  ( $B_+$ ) equals  $\emptyset$  when  $B$  is the initial (final) block. The weighted average of the elements of  $y$  in block  $B$  is denoted  $\text{Av}(B) := (\sum_{i=p}^q \omega_i y_i) / (\sum_{i=p}^q \omega_i)$ . For each index  $i \in B = \{p, \dots, q\}$ , we define the “lower” and “upper” sets

$$L_i(J) = \{p, p+1, \dots, i\} \quad \text{and} \quad U_i(J) = \{i+1, i+2, \dots, q\}.$$

Hereinafter, we shall use  $L_i$  and  $U_i$  for brevity when their dependence on a particular  $J$  is clear.

### 3.1 The PAV Algorithm for Isotonic Regression

The Pool Adjacent Violators (PAV) algorithm has long been studied [7, 1, 14, 15, 2, 8]. It is usually the first choice for solving isotonic regression problems due to its simplicity as well as its practical performance. We describe briefly the PAV algorithm, state its main theoretical properties, and discuss its important features in this section. To start with, we rephrase the description of the PAV algorithm in [7], where the algorithm is shown to replicate a dual active-set method for quadratic optimization.

---

#### Algorithm 1 PAV for Isotonic Regression

---

```

1: Input the initial partition  $J = \{\{1\}, \dots, \{n\}\}$  and set  $C = \{1\}$ 
2: loop
3:   if  $C_+ = \emptyset$  then
4:     Terminate and return  $\theta_i = \text{Av}(B)$  for each  $i \in B$  for each  $B \in J$ 
5:   if  $\text{Av}(C) \leq \text{Av}(C_+)$  then
6:     Set  $C \leftarrow C_+$ 
7:   else
8:     Set  $J \leftarrow (J \setminus \{C, C_+\}) \cup (C \cup C_+)$  and  $C \leftarrow C \cup C_+$ 
9:     while  $\text{Av}(C_-) > \text{Av}(C)$  and  $C_- \neq \emptyset$  do
10:      Set  $J \leftarrow (J \setminus \{C_-, C\}) \cup (C_- \cup C)$  and  $C \leftarrow C_- \cup C$ 

```

---

The main idea of Algorithm 1 can be understood as follows. Initially, each index is represented by a separate block. The algorithm then sequentially visits all blocks, merging a block with its successor whenever a “violator” is met, i.e., whenever a block has a weighted average greater than its successor. Once any merge occurs, the algorithm searches backwards to perform subsequent merges in order to ensure that, at the end of any **loop** iteration, no violators exist up to the furthest visited block. Once all blocks have been visited, no violator exists and the solution  $\theta$  will be monotonically increasing.

An impressive property of Algorithm 1 is that by storing an intermediate value for each block and showing that at most  $n$  merge operations may occur, one obtains an efficient implementation that solves problem (IR) within  $\mathcal{O}(n)$  elementary arithmetic operations [15]. Due to this fact and its good practical performance, Algorithm 1 has been popular since its invention. However, we argue that the PAV algorithm does have critical drawbacks when it comes to solving large-scale problems of interest today. First, Algorithm 1 must be initialized with  $J = \{\{1\}, \dots, \{n\}\}$ , which is unfortunate when one has a better initial partition, such as when one is solving a sequence of related instances of (IR) [10]. In addition, the sequential nature of PAV makes it difficult to leverage multi-processor infrastructures.

### 3.2 The PDAS Algorithm for Isotonic Regression

Primal-dual active-set (PDAS) methods have been proposed in the literature for solving Linear Complementarity Problems (LCPs) [16], bound-constrained QPs (BQPs) [17], and more recently generally-constrained QPs [18]. To our knowledge, however, the application and theoretical analysis of a PDAS method for solving problem (IR) has not previously been studied.

In this section, we propose a PDAS method designed exclusively for (IR) and discuss its theoretical guarantees and practical benefits. We first reveal the relationship between problem (IR) and a special class of convex BQPs for which a primal-dual active-set (PDAS) method is known to be well-suited. We then propose our PDAS algorithm tailored for solving (IR). Finally, the complexity of our proposed algorithm is analyzed and its key features and properties are discussed.

#### Relationship Between IR and Convex BQP

The problem formulation of (IR) is a convex QP of very special structure. In order to explore further the properties of this problem that might be useful for PDAS methods, we first give the dual problem of (IR). Let  $\Omega = \text{diag}(\omega_1, \dots, \omega_n)$  be the diagonal weight matrix, the dual problem of (IR) then has the form

$$\min_{z \in \mathbb{R}_+^{n-1}} \frac{1}{2} z^T D \Omega^{-1} D^T z - y^T D^T z, \quad (\text{BCQP})$$

where

$$D\Omega^{-1}D^T = \begin{bmatrix} \frac{2}{\omega_1} & -\frac{1}{\omega_2} & 0 & \cdots & 0 \\ -\frac{1}{\omega_2} & \frac{2}{\omega_2} & -\frac{1}{\omega_3} & \cdots & 0 \\ 0 & -\frac{1}{\omega_3} & \frac{2}{\omega_3} & \ddots & 0 \\ \vdots & \vdots & \ddots & \ddots & -\frac{1}{\omega_{n-2}} \\ 0 & 0 & \cdots & -\frac{1}{\omega_{n-2}} & \frac{2}{\omega_{n-1}} \end{bmatrix}, \text{ and } Dy = \begin{bmatrix} y_1 - y_2 \\ y_2 - y_3 \\ \vdots \\ y_{n-1} - y_n \end{bmatrix}.$$

Since  $D\Omega^{-1}D^T$  is positive definite with non-positive off-diagonal entries, it is an  $M$ -matrix, meaning that (BCQP) has a form for which a PDAS method is well-suited [17]. In descriptions of PDAS methods for BQP such as that in [17], the notion of a partition corresponds to a division of the index set for  $z$  into “active” and “inactive” sets. There is a one-to-one correspondence between a partition of (BCQP) and that of (IR); specifically, the non-zero indices in  $z$  correspond to the boundaries of the blocks of a partition for problem (IR). We state the following convergence result of applying a PDAS method to the dual problem (BCQP) since it is paramount for our convergence and complexity analysis of the proposed PDAS algorithm for (IR).

**Theorem 3.1** (Theorem 3.2, [17]). *If the PDAS method from [17] is applied to solve problem (BCQP), then the iterate sequence  $\{z_k\}$  is nondecreasing, has  $z_k \geq 0$  for all  $k \geq 1$ , and converges to the optimal solution of (BCQP).*

### A PDAS Algorithm for Isotonic Regression

One can apply the PDAS method from [17] to solve (IR) by applying the approach to its dual (BCQP). However, a straightforward application would fail to exploit the special structure of problem (IR). Algorithm 2, on the other hand, generates the same sequence of iterates as the PDAS method of [17], but is written in a much more computationally efficient form.

---

#### Algorithm 2 PDAS for Isotonic Regression

---

- 1: Input an initial partition  $J_0$
- 2: For each  $i \in B = \{p, \dots, q\} \in J_0$ , set
$$\theta_i \leftarrow \frac{\sum_{i \in B} \omega_i y_i}{\sum_{i \in B} \omega_i} \text{ and } z_i \leftarrow \begin{cases} \omega_i(y_i - \theta_i) & \text{if } i = p \\ 0 & \text{if } i = q \neq n \\ z_{i-1} + \omega_i(y_i - \theta_i) & \text{otherwise} \end{cases}$$
- 3: Initialize  $J_1 \leftarrow J_0$
- 4: **for each**  $i \in B \in J_1$  with  $z_i < 0$ , set  $J_1 \leftarrow (J_1 \setminus B) \cup \{L_i, U_i\}$
- 5: **for each**  $B \in J_1$ , set  $\alpha_B \leftarrow \sum_{i \in B} \omega_i y_i$ ,  $\beta_B \leftarrow \sum_{i \in B} \omega_i$ ,  $\mu_B \leftarrow \alpha_B / \beta_B$ , and  $\theta_i \leftarrow \mu_B$  for all  $i \in B$
- 6: **for**  $k = 1, 2, \dots$  **do**
- 7:     Initialize  $J_{k+1} \leftarrow J_k$
- 8:     **for each**  $\{B_s, \dots, B_t\} \subseteq J_k$  with  $\mu_{B_{s-1}} \leq \mu_{B_s} > \dots > \mu_{B_t} \leq \mu_{B_{t+1}}$

Let  $N \leftarrow \bigcup_{j=s}^t B_j$  and update  $J_{k+1} \leftarrow (J_{k+1} \cup N) \setminus \{B_s, \dots, B_t\}$ ,

Set  $\alpha_N \leftarrow \sum_{j=s}^t \alpha_{B_j}$ ,  $\beta_N \leftarrow \sum_{j=s}^t \beta_{B_j}$ ,  $\mu_N \leftarrow \alpha_N / \beta_N$ , and  $\theta_i \leftarrow \mu_N$  for all  $i \in N$

- 9:     **if**  $J_{k+1} = J_k$ , **then** terminate and return  $\theta$
- 

Algorithm 2 is more sophisticated than Algorithm 1. The major difference between these two algorithms is their way of applying merge operations. In Algorithm 1, each update of the partition is merely merging two adjacent blocks, whereas in Algorithm 2 Step 5 allows independent merge operations to happen in multiple places where each may involve more than two consecutive blocks. We can prove that Algorithm 2, like the careful implementation [15] of Algorithm 1, is able to solve (IR) in  $\mathcal{O}(n)$  elementary arithmetic operations. We state and prove the complexity of Algorithm 2 in Theorem 3.2.

**Theorem 3.2.** *If Algorithm 2 is applied to solve problem (IR), then it will yield the optimal solution for (IR) within  $\mathcal{O}(n)$  elementary arithmetic operations.*

*Proof.* Since Algorithm 2 replicates applying the PDAS method from [17] on (BCQP), according to Theorem 3.1 it is guaranteed to find the optimal solution in finitely many iterations. The initialization process in Steps 1–5 requires  $\mathcal{O}(n)$  elementary arithmetic operations as each step involves at most a constant number of calculations with each value from the dataset. As for the main loop involving Steps 6–9, the introduction of  $\alpha$  and  $\beta$  ensures that the number of elementary arithmetic operations in merging two blocks becomes  $\mathcal{O}(1)$ . Thus, since the **for** loop only involves merge operations and there can be at most  $n$  merges, the desired result follows.  $\square$

### 3.3 A Comparison Between PAV and PDAS

Algorithm 2 enjoys several nice features that Algorithm 1 and other relevant algorithms do not possess. First of all, the initial partition  $J_0$  of Algorithm 2 can be an arbitrary one. Such freedom allows Algorithm 2 to be warm-started by providing a good initial partition that is only slightly different with the optimal one. This feature is particularly appealing when a sequence of related IR problems need to be solved [10].

Another salient feature of Algorithm 2 that sets it apart from Algorithm 1 and other known active-set methods for (IR) is its potential to be parallelized. This feature is enabled because Algorithm 2 allows for multiple independent merge operations in each iterate. Specifically, this is reflected in Step 8 of Algorithm 2. As an illustrative example with  $y = \{6, 4, 2, 9, 11, 4\}$  and  $\omega = e$ , we demonstrate in Figure 1 the different behavior between Algorithm 2 and Algorithm 1 when applied on this data set.

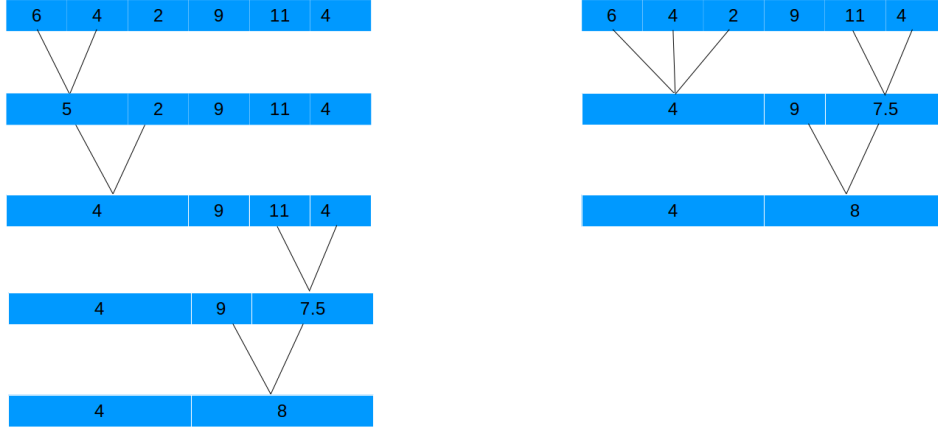


Figure 1: Typical merge operations in PAV (left) and PDAS (right) iteration.

As illustrated in Figure 1, PAV method each time only merges two consecutive blocks whereas PDAS method allows multiple consecutive blocks to be merged and this can occur in multiple locations. Notice also that in total PDAS takes 3 division operations while PAV requires 4, despite the fact that in both methods the number of merge operations are counted as 4.

## 4 The PDAS Method for Trend Filtering

The trend filtering problem (TF) can be viewed as a generalization of problem (IR). While (IR) imposes monotonicity on the solution vector  $\theta$ , variants of (TF) can impose other related properties, as illustrated in §4.1. Consequently, it is natural to extend PDAS for solving (TF), as we do in §4.2. However, since a direct application of a PDAS method may cycle when solving certain versions of (TF), we propose safeguarding strategies to ensure convergence; see §4.3.

### 4.1 Regularization with Difference Operators

Common choices for the regularization function in problem (TF) are  $g(\theta) = g_1(\theta) := \|D^{(d,n)}\theta\|_1$  or  $g(\theta) = g_{1+}(\theta) = \|(D^{(d,n)}\theta)_+\|_1$ , where  $D^{(d,n)} \in \mathbb{R}^{(n-d) \times n}$  is the  $d$ -order difference matrix on

$\mathbb{R}^n$ . The choice of the regularization function determines the properties that one imposes on  $\theta$ . We illustrate the typical behavior of  $\theta$  for different choices of the regularization in Figure 2.

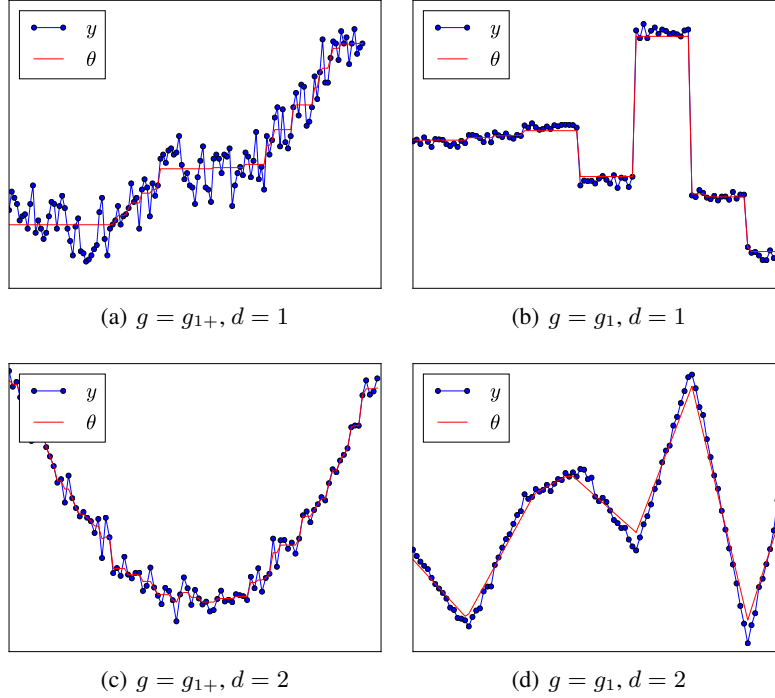


Figure 2: Trend filtering solutions for different choices of  $g$  and  $D^{(d,n)}$ .

As shown in Figure 2, when  $g = g_+$  the fitted variable  $\theta$  has the property of being nearly-monotone and nearly-convex for  $d = 1$  and  $d = 2$ , respectively. Similarly when  $g = g_1$ , the fitted curve would be piecewise constant and piecewise linear for  $d = 1$  and  $d = 2$ , respectively. Higher order difference operators are applicable yet first and second order ones are more widely used in practice.

#### 4.2 A PDAS Framework for Trend Filtering

For brevity, we assume that  $D$  is the  $d$ -order difference matrix  $D^{(d,n)}$  in this section. Denote the optimal solution of problem (TF) as  $(\theta^*, z^*)$ . Corresponding to this optimal solution, we may partition the indices of  $D\theta^*$  as follows:

$$\mathcal{P}^* = \{j : (D\theta^*)_j > 0\}; \quad \mathcal{N}^* = \{j : (D\theta^*)_j < 0\}; \quad \mathcal{A}^* = \{j : (D\theta^*)_j = 0\}.$$

Active-set methods are initialized with an estimation of the optimal partition and iteratively update the estimate until the optimal one is reached. The greatest advantage of PDAS methods are their ability to apply more progressive update on a partition estimate. A typical PDAS framework consists of three generic steps: subspace minimization (SSM), termination check, and partition update. We now give the PDAS framework in Algorithm 3 and discuss the details of each of the three steps in turn.

---

##### Algorithm 3 PDAS Framework

---

- 1: Input an initial partition  $(\mathcal{P}, \mathcal{N}, \mathcal{A})$
  - 2: **loop**
  - 3:   Compute the subspace minimizer  $(\theta, z)$  corresponding to  $(\mathcal{P}, \mathcal{N}, \mathcal{A})$
  - 4:   **if**  $(\theta, z)$  is optimal, **then** terminate and return  $(\theta, z)$
  - 5:   Compute a new partition  $(\mathcal{P}, \mathcal{N}, \mathcal{A})$
-

### Subspace Minimization

A subspace minimizer needs to be computed in each iteration, as in Step 3 of Algorithm 3. Given a partition  $(\mathcal{P}, \mathcal{N}, \mathcal{A})$ , the associated subspace minimizer is a primal-dual pair  $(\theta, z)$  that can be viewed as an estimate of  $(\theta^*, z^*)$ . The following schematics show the processes for computing  $(\theta, z)$  for problem (TF). For the convenience of expression, we denote  $\mathcal{I}$  as the union  $\mathcal{P} \cup \mathcal{N}$ .

|  |  |
|--|--|
| <p>SSM for <math>g(\theta) = \ (D\theta)_+\ _1</math></p> <p>Set <math>z_j \leftarrow 0</math> for <math>j \in \mathcal{N}</math> and <math>z_j \leftarrow 1</math> for <math>j \in \mathcal{P}</math>.<br/>Solve for <math>(\theta, z_{\mathcal{A}})</math>:</p> $\begin{bmatrix} I & \lambda D_{\mathcal{A}}^T \\ \lambda D_{\mathcal{A}} & 0 \end{bmatrix} \begin{bmatrix} \theta \\ z_{\mathcal{A}} \end{bmatrix} = \begin{bmatrix} y - \lambda D_{\mathcal{I}}^T z_{\mathcal{I}} \\ 0 \end{bmatrix}. \quad (1)$ <p>Set</p> $\begin{aligned} \mathcal{V}_P &\leftarrow \{j \in \mathcal{P} : (D\theta)_j < 0\}; \\ \mathcal{V}_N &\leftarrow \{j \in \mathcal{N} : (D\theta)_j > 0\}; \\ \mathcal{V}_{AP} &\leftarrow \{j \in \mathcal{A} : z_j > 1\}; \\ \mathcal{V}_{AN} &\leftarrow \{j \in \mathcal{A} : z_j < 0\}. \end{aligned}$ | <p>SSM for <math>g(\theta) = \ D\theta\ _1</math></p> <p>Set <math>z_j \leftarrow -1</math> for <math>j \in \mathcal{N}</math> and <math>z_j \leftarrow 1</math> for <math>j \in \mathcal{P}</math>.<br/>Solve for <math>(\theta, z_{\mathcal{A}})</math>:</p> $\begin{bmatrix} I & \lambda D_{\mathcal{A}}^T \\ \lambda D_{\mathcal{A}} & 0 \end{bmatrix} \begin{bmatrix} \theta \\ z_{\mathcal{A}} \end{bmatrix} = \begin{bmatrix} y - \lambda D_{\mathcal{I}}^T z_{\mathcal{I}} \\ 0 \end{bmatrix}. \quad (2)$ <p>Set</p> $\begin{aligned} \mathcal{V}_P &\leftarrow \{j \in \mathcal{P} : (D\theta)_j < 0\}; \\ \mathcal{V}_N &\leftarrow \{j \in \mathcal{N} : (D\theta)_j > 0\}; \\ \mathcal{V}_{AP} &\leftarrow \{j \in \mathcal{A} : z_j > 1\}; \\ \mathcal{V}_{AN} &\leftarrow \{j \in \mathcal{A} : z_j < -1\}. \end{aligned}$ |
|--|--|

Observing that SSM requires solving a sparse KKT linear system (1) or (2), we discuss how it could be efficiently carried out. Notice that the linear system could be expressed as

$$\begin{bmatrix} \theta \\ z_{\mathcal{A}} \end{bmatrix} = \begin{bmatrix} I & \lambda D_{\mathcal{A}}^T \\ \lambda D_{\mathcal{A}} & 0 \end{bmatrix}^{-1} \begin{bmatrix} y - \lambda D_{\mathcal{I}}^T z_{\mathcal{I}} \\ 0 \end{bmatrix} = \begin{bmatrix} I - D_{\mathcal{A}}^T (D_{\mathcal{A}} D_{\mathcal{A}}^T)^{-1} D_{\mathcal{A}} \\ (D_{\mathcal{A}} D_{\mathcal{A}}^T)^{-1} D_{\mathcal{A}} / \lambda \end{bmatrix} [y - \lambda D_{\mathcal{I}}^T z_{\mathcal{I}}].$$

It turns out that the solution  $(\theta, z_{\mathcal{A}})$  of system (1) or (2) could be efficiently obtained by

$$\text{solving for } z_{\mathcal{A}} \text{ from the system} \quad D_{\mathcal{A}} D_{\mathcal{A}}^T z_{\mathcal{A}} = D_{\mathcal{A}} (y - \lambda D_{\mathcal{I}}^T z_{\mathcal{I}}) / \lambda, \quad (3a)$$

$$\text{then setting} \quad \theta \leftarrow y - \lambda D^T z. \quad (3b)$$

Since  $D_{\mathcal{A}}$  is usually a first (second) order difference matrix, consequently  $D_{\mathcal{A}} D_{\mathcal{A}}^T$  is a tridiagonal (quindagonal) matrix, meaning that the coefficient matrix of the linear system (3a) is banded and  $z_{\mathcal{A}}$  can be solved cheaply.

### Termination Check

One can easily see that a subspace minimizer  $(\theta, z)$  is optimal if the set  $\mathcal{V} = \mathcal{V}_P \cup \mathcal{V}_N \cup \mathcal{V}_{AP} \cup \mathcal{V}_{AN}$ , consisting of indices of  $D\theta$  and  $z$  corresponding to violated bounds, is empty [19]. Thus, when  $\mathcal{V}$  is empty, optimality has been reached and the algorithm terminates. Otherwise, these sets indicate a manner in which the partition could be updated.

### Partition Update

In PDAS methods, the indices of  $D\theta$  and  $z$  violating their bounds are the candidates whose membership need to be changed in a partition update. Specifically, a standard update in the PDAS method from [17] involves the following steps:

$$\begin{aligned} \mathcal{P} &\leftarrow (\mathcal{P} \setminus \mathcal{V}_P) \cup \mathcal{V}_{AP}; \\ \mathcal{N} &\leftarrow (\mathcal{N} \setminus \mathcal{V}_N) \cup \mathcal{V}_{AN}; \\ \mathcal{A} &\leftarrow \mathcal{A} \setminus (\mathcal{V}_{AP} \cup \mathcal{V}_{AN}) \cup (\mathcal{V}_P \cup \mathcal{V}_N). \end{aligned} \quad (4)$$

### 4.3 Safeguard

There is no convergence guarantee for Algorithm 3 for an arbitrary instance of (TF); indeed, an example illustrating that the method can cycle is given in [18] for BQPs and presented below is an example that Algorithm 3 cycles in solving (TF).

**Example 4.1.**  $y = (603, 996, 502, 19, 56, 139)^T$ ,  $\lambda = 100$ , and  $g(\theta) = \|D^{(2,6)}\theta\|_1$ .

| Iter     | $\mathcal{P}$ | $\mathcal{N}$ | $\mathcal{A}$ | $D\theta$                 | $z$                                      |
|----------|---------------|---------------|---------------|---------------------------|--|
| 0        | $\{2, 3, 4\}$ | $\{1\}$       | $\emptyset$   | $(13, -689, 820, -254)^T$ | $(-1, 1, 1, 1)^T$                        |
| 1        | $\{3\}$       | $\emptyset$   | $\{1, 2, 4\}$ | $(0, 0, 4227/38, 0)^T$    | $(-5293/2280, -482/475, 1, 5201/5700)^T$ |
| 2        | $\{3\}$       | $\{1, 2\}$    | $\{4\}$       | $(-787, 520, -16, 0)^T$   | $(-1, -1, 1, 91/100)^T$                  |
| 3        | $\emptyset$   | $\{1\}$       | $\{2, 3, 4\}$ | $(-887/5, 0, 0, 0)^T$     | $(-1, 127/125, 371/125, 943/500)^T$      |
| 4        | $\{2, 3, 4\}$ | $\{1\}$       | $\emptyset$   | $(13, -689, 820, -254)^T$ | $(-1, 1, 1, 1)^T$                        |
| $\vdots$ |               |               |               |                           |  |

Table 1: An illustration of Algorithm 3 cycling

Since the algorithm returns to a previously explored partition without computing an optimal solution, the algorithm cycles, i.e., it is not convergent for this problem instance from the given starting point. We have confirmed that the cycle is not caused by numerical issues since the same updates would occur with exact computation.

A simple safeguarding strategy to overcome this issue and ensure convergence is proposed in [20] and subsequently embedded in the work of [21, 22]. In particular, when  $|\mathcal{V}|$  fails to decrease for several consecutive iterations, a backup procedure is invoked in which (4) is modified to only change partition membership of one index of  $\mathcal{V}$ . We rephrase this approach as a PDAS method for (TF) in Algorithm 4.

---

**Algorithm 4** A PDAS Method with Safeguarding of [20]

---

```

1: Input a partition  $(\mathcal{P}, \mathcal{N}, \mathcal{A})$ , an integer  $t_{\max}$ , initialize parameter  $V_{\text{best}}$  as  $\infty$ ,  $t$  as 0
2: loop
3:   Compute the subspace minimizer  $(\theta, z)$  corresponding to  $(\mathcal{P}, \mathcal{N}, \mathcal{A})$ 
4:   if  $|\mathcal{V}| = 0$ , then terminate and return  $(\theta, z)$ 
5:   if  $|\mathcal{V}| < V_{\text{best}}$  then
6:     Set  $t \leftarrow 0$ , and  $V_{\text{best}} \leftarrow |\mathcal{V}|$ 
7:   else if  $|\mathcal{V}| \geq V_{\text{best}}$  then
8:     Set  $t \leftarrow t + 1$ 
9:     if  $t \leq t_{\max}$  then
10:      Apply partition update by (4)
11:     else if  $t > t_{\max}$  then
12:      Set  $j \leftarrow \min\{i : i \in \mathcal{V}\}$  and apply partition update by
        moving  $j$  from  $\mathcal{P}$  to  $\mathcal{A}$ , if  $j \in \mathcal{V}_P$ 
        moving  $j$  from  $\mathcal{N}$  to  $\mathcal{A}$ , if  $j \in \mathcal{V}_N$ 
        moving  $j$  from  $\mathcal{A}$  to  $\mathcal{P}$ , if  $j \in \mathcal{V}_{AP}$ 
        moving  $j$  from  $\mathcal{A}$  to  $\mathcal{N}$ , if  $j \in \mathcal{V}_{AN}$ 

```

---

The safeguard of Algorithm 4 essentially employs a heuristic to decide whether the partition update applies (4) or that of (5). We describe in this section an alternative strategy that we have found to perform better in our experiments. First, unlike that of [20, 21, 22], our safeguard changes the memberships of a portion of  $\mathcal{V}$ , where the portion size is dynamically updated. Another difference in the safeguard design is that we employ a finite queue (first-in-first-out) to store recent values of  $|\mathcal{V}|$ . When an element is pushed into the queue that is already full, the earliest element is removed. We use the maximum value of the elements in the queue as the reference measure. By enforcing strict decrease on the reference measure for each iteration, our proposed algorithm framework is guaranteed to converge to the optimal solution.

Algorithm 5 can be understood as follows. If  $|\mathcal{V}| = 0$ , then  $(\theta, z)$  is optimal and the algorithm terminates. Otherwise, the update (4) is to be applied using only the  $\lfloor p|\mathcal{V}| \rfloor$  indices from  $\mathcal{V}$  corresponding to the largest violations. If  $p = 1/|\mathcal{V}|$ , then this corresponds to moving only one index as in [21], but if  $p \in (1/|\mathcal{V}|, 1]$ , then a higher portion of violated indices may be moved. As long as the reference value—i.e., the maximum of the values in the queue—decreases, the value for  $p$  is maintained or is increased. However, if the reference value fails to decrease, then  $p$  is decreased. Overall, since the procedure guarantees that the reference value is monotonically decreasing and that  $p$  is sufficiently reduced whenever a new value for  $|\mathcal{V}|$  is not below the reference value, our strategy preserves the



---

**Algorithm 5** PDAS Framework with Safeguarding

---

```
1: Input  $(\mathcal{P}, \mathcal{N}, \mathcal{A})$ , queue  $Q_m$  with size  $m$ , proportion  $p \in (0, 1]$ , parameter  $\delta_s \in (0, 1)$  and  $\delta_e \in (1, \infty)$ 
2: loop
3:   Compute the subspace minimizer  $(\theta, z)$  corresponding to  $(\mathcal{P}, \mathcal{N}, \mathcal{A})$ 
4:   if  $|\mathcal{V}| = 0$ , then terminate and return  $(\theta, z)$ 
5:   Set  $\max/\min \leftarrow$  maximum/minimum of  $Q_m$ 
6:   if  $|\mathcal{V}| > \max$  then
7:     set  $p \leftarrow \max(\delta_s p, \frac{1}{|\mathcal{V}|})$ 
8:   else if  $|\mathcal{V}| < \min$  then
9:     push  $|\mathcal{V}|$  into  $Q_m$  and set  $p \leftarrow \max(\delta_e p, 1)$ 
10:  else
11:    push  $|\mathcal{V}|$  into  $Q_m$ 
12:  Sort  $\mathcal{V}$  by  $\max(\lambda|D\theta|, |z|)$  and apply (4), only changing the top  $p|\mathcal{V}|$  indices
```

---

convergence guarantees established in [21] while applying more aggressive update on the partition estimate.

## 5 Experiments

We implemented Algorithms 2, 3, and 5 in Python 2.7, using the Numpy (version 1.8.2) and Scipy (version 0.14.0) packages for matrix operations. In the following subsections, we discuss the results of numerical experiments for solving randomly generated instances of problems (IR) and (TF). For problem (IR), merge operations for Algorithm 2 were implemented sequentially, though in Figure 1 we also illustrate how they can potentially be implemented in parallel. Throughout our experiments, we set  $\omega$  as an all-one vector.

### 5.1 Test on Isotonic Regression

We compare the numerical performance of Algorithm 2 (PDAS) with the Python implementation of Algorithm 1 (PAV) that is integrated into scikit-learn (version 0.13.1, since all later versions are re-implemented in C) [23]. The data  $y_i$  are generated by  $y_i \leftarrow i + \varepsilon_i$  where  $\varepsilon_i \sim \mathcal{N}(0, 4)$ . By default the initial partition is set as  $J_0 = \{\{1\}, \{2\}, \dots, \{n\}\}$  for both algorithms. We generated 10 random instances each for  $n \in \{1 \times 10^4, 5 \times 10^4, \dots, 33 \times 10^4\}$ . A boxplot for running time in seconds (Time (s)) and number of merge operations (# Merge) are reported in Figure 3.

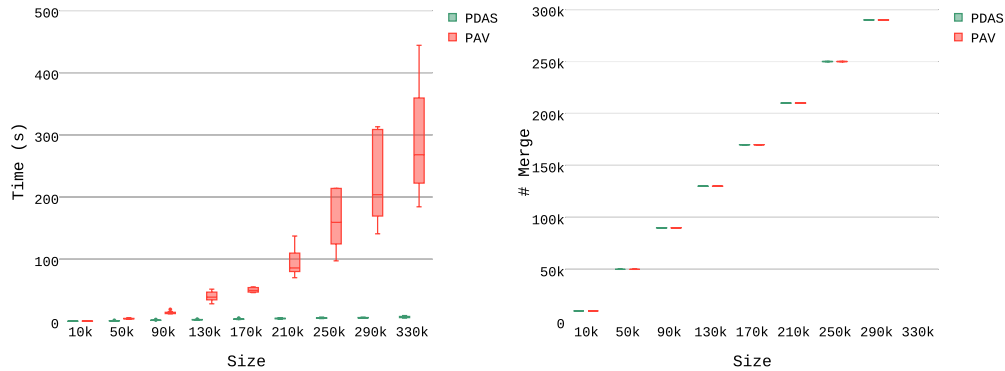


Figure 3: Comparison of PDAS and PAV in running time (left) and # of merges (right).

Figure 3 demonstrates that the implementation of PDAS outperforms PAV in terms of running time. That being said, when both use the set of singletons as the starting point, the numbers of merge operations performed by the two algorithms are nearly identical.

## Warm-starting

Figure 3 does not show an obvious advantage of PDAS over PAV when it comes to the total number of merge operations. However, as claimed, we now show an advantage of PDAS in terms of its ability to exploit a good initial partition. We simulate warm-starting PDAS by generating an instance of (IR) as in our previous experiment, solving it with PDAS, and using the solution as the starting point for solving related instances for which the data vector  $y$  has been perturbed. In particular, for each problem size  $n$ , we generated 10 perturbed instances by adding a random variable  $\epsilon_i \sim \mathcal{N}(0, 10^{-2})$  to each  $y_i$ . The results of solving the perturbed instances are reported in Figure 4.

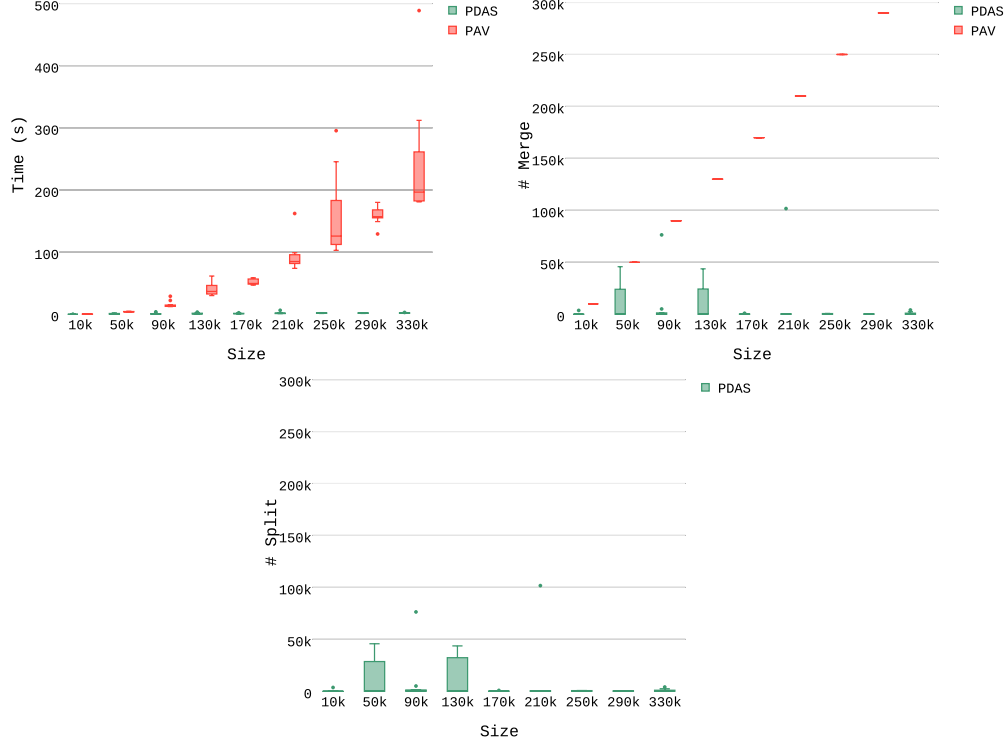


Figure 4: Comparison of warm-started PDAS and PAV.

Since PAV is not able to utilize a good initial partition, the required work (i.e., number of merge operations) for solving the perturbed problems is not cheaper than for the base instance. In contrast, warm-starting the PDAS algorithm can greatly reduce the computational cost as observed in the much-reduced number of merge operations (even after accounting for the added split operations).

## 5.2 Test on Trend Filtering

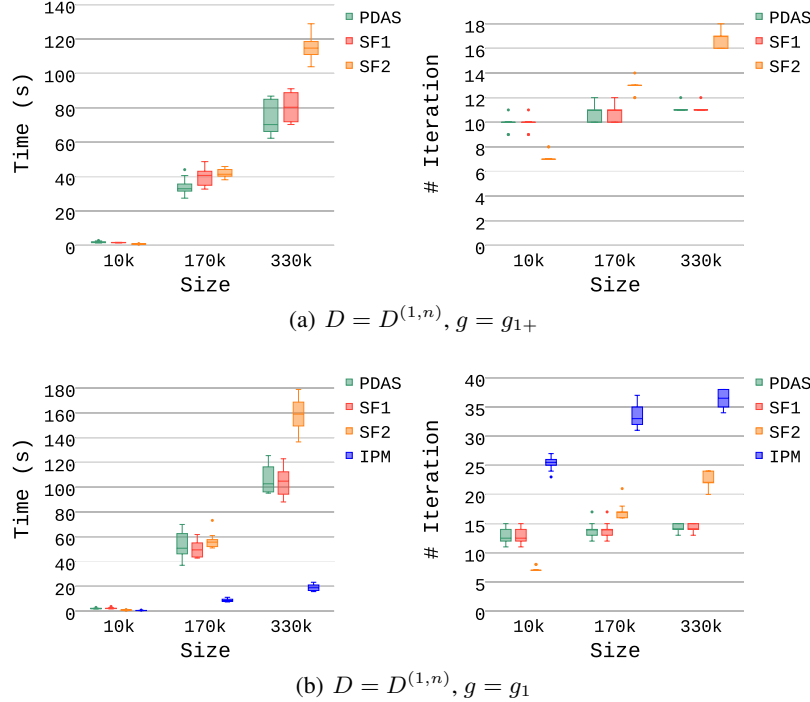
We now compare the performance of several PDAS variants for trend filtering. In particular, we compare the straightforward PDAS method of Algorithm 3 (PDAS), Algorithm 4 (SF1), and the PDAS method with our proposed safeguard strategy in Algorithm 5 (SF2). The safeguard parameter  $\tau_{\max} = 5$  was chosen for SF1 and we similarly set  $m = 5$ ,  $\delta_s = 0.9$ , and  $\delta_e = 1.1$  for SF2. We generated 10 random problem instances each for  $n \in \{10^4, 1.7 \times 10^5, 3.3 \times 10^5\}$  where, for each instance, the data vector had  $y_i$  uniformly distributed in  $[0, 10]$ . Such datasets had minimum pattern and thus made each problem relatively difficult to solve. We considered both regularization functions  $g_1$  and  $g_{1+}$  defined in §4.1 with difference matrices  $D^{(1,n)}$  and  $D^{(2,n)}$ , setting  $\lambda = 10$  in all cases. For all runs, we set an iteration limit of 800; if an algorithm failed to produce the optimal solution within this limit, then the run was considered a failure. The percentages of successful runs for each algorithm is reported in Table 2.

Table 2: Percentages of successful runs for each algorithm and problem type

| $n$ (size) | % of success                            |     |     |                                     |     |     |   |     |     |                                     |     |     |
|------------|---|-----|-----|-------------------------------------|-----|-----|---|-----|-----|-------------------------------------|-----|-----|
|            | $g(\theta) = \ (D^{(1,n)}\theta)_+\ _1$ |     |     | $g(\theta) = \ D^{(1,n)}\theta\ _1$ |     |     | $g(\theta) = \ (D^{(2,n)}\theta)_+\ _1$ |     |     | $g(\theta) = \ D^{(2,n)}\theta\ _1$ |     |     |
|            | PDAS                                    | SF1 | SF2 | PDAS                                | SF1 | SF2 | PDAS                                    | SF1 | SF2 | PDAS                                | SF1 | SF2 |
| 1.0e+4     | 1.0                                     | 1.0 | 1.0 | 1.0                                 | 1.0 | 1.0 | 0.0                                     | 1.0 | 1.0 | 0.0                                 | 1.0 | 1.0 |
| 1.7e+5     | 1.0                                     | 1.0 | 1.0 | 1.0                                 | 1.0 | 1.0 | 0.0                                     | 0.0 | 1.0 | 0.0                                 | 0.0 | 1.0 |
| 3.3e+5     | 1.0                                     | 1.0 | 1.0 | 1.0                                 | 1.0 | 1.0 | 0.0                                     | 0.0 | 1.0 | 0.0                                 | 0.0 | 1.0 |

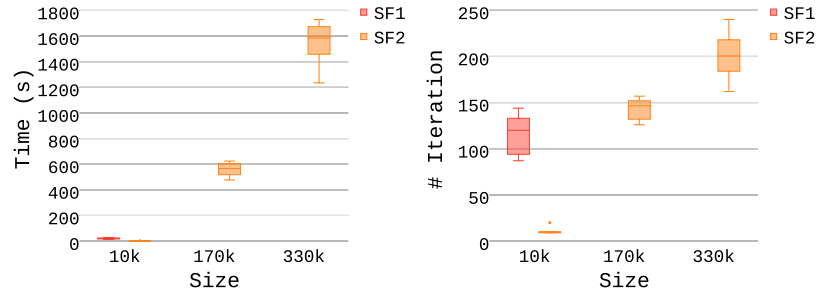
We observe from Table 2 that all algorithms solved all instances when the regularization function involved a first-order difference matrix, but that PDAS and SF1 both had failures when a second-order difference matrix is used. By contrast, our proposed safeguard in SF2 results in a method that is able to solve all instances within the iteration limit. This shows that our proposed safeguard, which allows more aggressive updates, can be more effective than a conservative safeguard.

To compare further the performance of the algorithms, we collected the running time and iteration number for all successfully solved instances. Figure 5 demonstrates that when  $D = D^{(1,n)}$ , all algorithms show very similar performance. However, when  $D = D^{(2,n)}$  as in Figure 6, the results show that SF2 is not only more reliable than PDAS and SF1; it is also more efficient even when SF1 is successful. We also include the results for the interior-point method (IPM) proposed in [11], but emphasize that this algorithm is implemented in Matlab (as opposed to Python) and is only set up to solve the instances when an  $\ell_1$ -regularization function is used. Although the interior point method implementation used herein has very impressive practical performance, we remark that in general it is difficult to warm-starting interior point methods [24], despite recent efforts toward this direction [25, 26, 27].

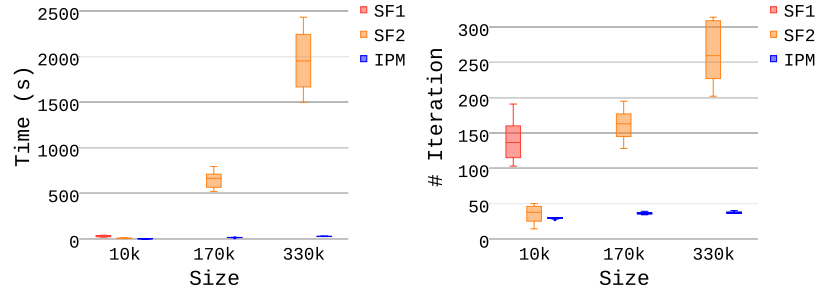

 Figure 5: PDAS vs IPM for  $D = D^{1,n}$  and different choices of  $g$ .

### Warm-starting

We conclude our experiments by comparing the performance of IPM—which is not set up for warm-starting—and warm-started SF2. As in §5.1, we generated 10 perturbed instances for a given dataset by adding a random variable  $\epsilon_i \sim \mathcal{N}(0, 10^{-2})$  to  $y_i$ . The running times and numbers of iterations for solving the perturbed problems are reported via boxplots in Figure 7.



(a)  $D = D^{(2,n)}$ ,  $g = g_{1+}$



(b)  $D = D^{(2,n)}$ ,  $g = g_1$

Figure 6: PDAS vs IPM for  $D = D^{(2,n)}$  and different choices of  $g$ .

Comparing the performance of SF2 between Figures 5, Figures 6 and 7 shows that warm-starting SF2 can dramatically reduce the cost of solving an instance of (TF). With a cold-start, SF2 may require hundreds of iterations, while with warm-starting it requires dramatically fewer iterations. In contrast, IPM does not benefit much from a good starting point.

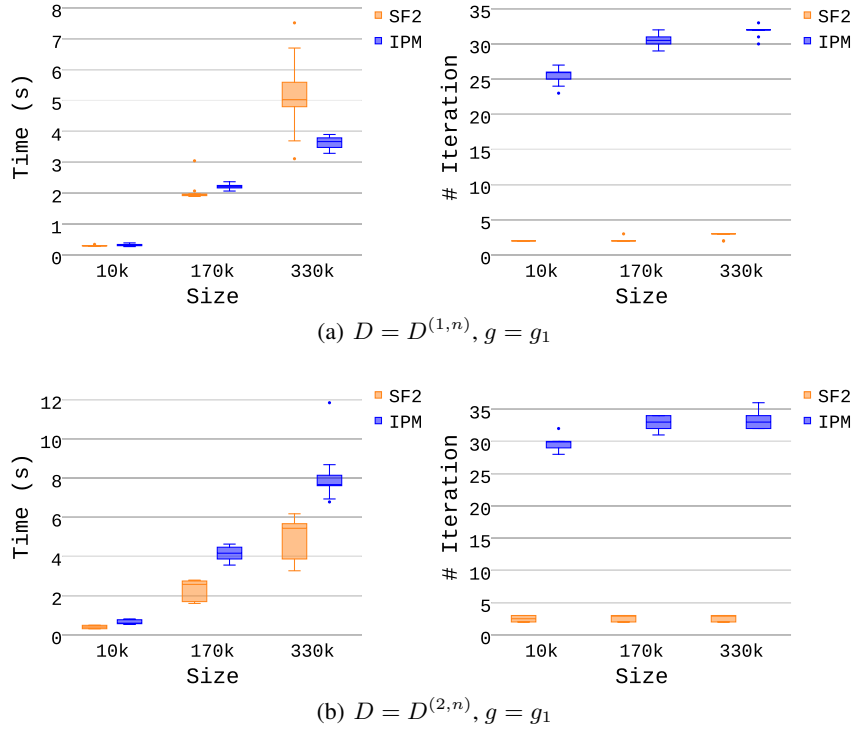


Figure 7: PDAS (with warm-start) vs IPM.

## 6 Concluding Remarks

We propose innovative PDAS algorithms for Isotonic Regression (IR) and Trend Filtering (TF). For IR, our PDAS method enjoys the same theoretical properties as the well-known PAV method, but also has the ability to be warm-started, can exploit parallelism, and outperforms PAV in our experiments. Our proposed safeguarding strategy for a PDAS method for TF also exhibits reliable and efficient behavior. Overall, our proposed methods show that PDAS frameworks are powerful when solving a broad class of regularization problems. Our major discovery is that customizing PDAS method to certain machine learning problems usually results to novel methods that outperform state-of-the-art algorithms. It therefore deserves further exploration of problems to which PDAS methods are applicable.

## References

- [1] R. E. Barlow and H. D. Brunk. The isotonic regression problem and its dual. *Journal of the American Statistical Association*, 67(337):140–147, 1972.
- [2] H. D. Brunk, R. E. Barlow, D. J. Bartholomew, and J. M. Bremner. Statistical inference under order restrictions.(the theory and application of isotonic regression). Technical report, DTIC Document, 1972.
- [3] T. Graepel, J. Q. Candela, T. Borchert, and R. Herbrich. Web-scale bayesian click-through rate prediction for sponsored search advertising in microsofts bing search engine. In *Proceedings of the 27th International Conference on Machine Learning ICML 2010*, June 2010.
- [4] H. B. McMahan, G. Holt, D. Sculley, M. Young, D. Ebner, J. Grady, L. Nie, T. Phillips, E. Davydov, D. Golovin, S. Chikkerur, D. Liu, M. Wattenberg, A. M. Hrafnkelsson, T. Boulos, and Jeremy Kubica. Ad click prediction: a view from the trenches. In *Proceedings of the 19th ACM SIGKDD International Conference on Knowledge Discovery and Data Mining (KDD)*, 2013.

- [5] A. Niculescu-Mizil and R. Caruana. Predicting good probabilities with supervised learning. In *Proceedings of the 22Nd International Conference on Machine Learning*, pages 625–632, New York, NY, USA, 2005. ACM.
- [6] B. Zadrozny and C. Elkan. Transforming classifier scores into accurate multiclass probability estimates. In *Proceedings of the Eighth ACM SIGKDD International Conference on Knowledge Discovery and Data Mining*, pages 694–699, New York, NY, USA, 2002.
- [7] M. J. Best and N. Chakravarti. Active set algorithms for isotonic regression; a unifying framework. *Mathematical Programming*, 47(1-3):425–439, 1990.
- [8] A. J. Kearsley, R. A. Tapia, and M. W. Trosset. An approach to parallelizing isotonic regression. In *Applied Mathematics and Parallel Computing*, pages 141–147. Springer, 1996.
- [9] M. Zapletal. Isotonic regression implementation in apache spark, 2015.
- [10] X. Suo and R. Tibshirani. An ordered lasso and sparse time-lagged regression. *arXiv preprint arXiv:1405.6447*, 2014.
- [11] S. Kim, K. Koh, S. Boyd, and D. Gorinevsky. l1 trend filtering. *SIAM Review*, 2009.
- [12] Aaditya Ramdas and Ryan J Tibshirani. Fast and flexible admm algorithms for trend filtering. *arXiv preprint arXiv:1406.2082*, 2014.
- [13] Álvaro Barbero and Suvrit Sra. Modular proximal optimization for multidimensional total-variation regularization. *arXiv preprint arXiv:1411.0589*, 2014.
- [14] R. J. Tibshirani, H. Hoefling, and R. Tibshirani. Nearly-isotonic regression. *Technometrics*, 53(1):54–61, 2011.
- [15] S. J. Grotzinger and C. Witzgall. Projections onto order simplexes. *Applied mathematics and optimization*, 12(1):247–270, 1984.
- [16] M. Aganagić. Newton’s method for linear complementarity problems. *Mathematical Programming*, 28(3):349–362, 1984.
- [17] M. Hintermüller, K. Ito, and K. Kunisch. The primal-dual active set strategy as a semismooth Newton method. *SIAM Journal on Optimization*, 13(3):865–888, 2003.
- [18] F. E. Curtis, Z. Han, and D. P. Robinson. A Globally Convergent Primal-Dual Active-Set Framework for Large-Scale Convex Quadratic Optimization. *Computational Optimization and Applications*, DOI: 10.1007/s10589-014-9681-9, 2014.
- [19] F. E. Curtis and Z. Han. Globally Convergent Primal-Dual Active-Set Methods with Inexact Subproblem Solves. Technical Report 14T-010, COR@L Laboratory, Department of ISE, Lehigh University, 2014. In first review for SIAM Journal on Optimization.
- [20] J. J. Júdice and F. M. Pires. A block principal pivoting algorithm for large-scale strictly monotone linear complementarity problems. *Computers & operations research*, 21(5):587–596, 1994.
- [21] J. Kim and H. Park. Fast active-set-type algorithms for l1-regularized linear regression. In *International Conference on Artificial Intelligence and Statistics*, 2010.
- [22] R. H. Byrd, G. M. Chin, J. Nocedal, and F. Oztoprak. A family of second-order methods for convex  $\ell_1$ -regularized optimization. Technical report, Department of Industrial Engineering and Management Sciences, Northwestern University, Evanston, IL, USA, 2012.
- [23] F. Pedregosa, G. Varoquaux, A. Gramfort, V. Michel, B. Thirion, O. Grisel, M. Blondel, P. Prettenhofer, R. Weiss, V. Dubourg, J. Vanderplas, A. Passos, D. Cournapeau, M. Brucher, M. Perrot, and E. Duchesnay. Scikit-learn: Machine learning in Python. *Journal of Machine Learning Research*, 12:2825–2830, 2011.
- [24] E. John and E. A. Yildirim. Implementation of warm-start strategies in interior-point methods for linear programming in fixed dimension. *Computational Optimization and Applications*, 41(2):151–183, 2008.
- [25] E. A. Yildirim and S. J. Wright. Warm-start strategies in interior-point methods for linear programming. *SIAM Journal on Optimization*, 12(3):782–810, 2002.
- [26] J. Gondzio and T. Terlaky. A computational view of interior point methods. *Advances in Linear and Integer Programming, Oxford Lecture Series*, (4):103–144, 1996.

- [27] J. Gondzio and A. Grothey. Reoptimization with the primal-dual interior point method. *SIAM Journal on Optimization*, 13(3):842–864, 2002.