

Unconstrained Face Verification using Deep CNN Features

Jun-Cheng Chen¹, Vishal M. Patel², Rama Chellappa¹

¹Center for Automation Research

University of Maryland, College Park, MD 20740, USA

²Department of Electrical and Computer Engineering

Rutgers, The State University of New Jersey, Piscataway, NJ 08854, USA

¹{pullpull, rama}@umiacs.umd.edu, ² vishal.m.patel@rutgers.edu

Abstract

In this paper, we present an algorithm for unconstrained face verification based on deep convolutional features and evaluate it on the newly released IARPA Janus Benchmark A (IJB-A) dataset. The IJB-A dataset includes real-world unconstrained faces from 500 subjects with full pose and illumination variations which are much harder than the traditional Labeled Face in the Wild (LFW) and Youtube Face (YTF) datasets. The deep convolutional neural network (DCNN) is trained using the CASIA-WebFace dataset. Extensive experiments on the IJB-A dataset are provided.

1. Introduction

Face verification is one of the core problems in computer vision and has been actively researched for over two decades [34]. In face verification, given two videos or images, the objective is to determine whether they belong to the same person. Many algorithms have been shown to work well on images that are collected in controlled settings. However, the performance of these algorithms often degrades significantly on images that have large variations in pose, illumination, expression, aging, cosmetics, and occlusion.

To deal with this problem, many methods have focused on learning invariant and discriminative representation from face images and videos. One approach is to extract over-complete and high-dimensional feature representation followed by a learned metric to project the feature vector into a low-dimensional space and to compute the similarity score. For instance, the high-dimensional multi-scale Local Binary Pattern (LBP)[5] features extracted from local patches around facial landmarks is reasonably effective for face recognition. Face representation based on Fisher vector (FV) has also shown to be effective for face recognition problems [21][19], [7]. However, deep convolutional neural

networks (DCNN) have demonstrated top performances on different tasks of computer vision, including object recognition [17][25], object detection [10], and face verification [20]. It has been shown that a DCNN model can not only characterize large data variations but also learn a compact and discriminative feature representation when the size of the training data is sufficiently large. Once the model is learned, it is possible to generalize it to other tasks by fine-tuning the learned model on the target datasets [9]. In this work, we train a DCNN model using a large-scale face dataset, CASIA-WebFace [32], and compare the performance of our method with other commercial off-the-shelf face matchers on the challenging IJB-A dataset which contains full variations in pose, illumination, aging, expression, resolution and occlusion.

The rest of the paper is organized as follows. We briefly review some related works in Section 2. Details of the different components of the proposed method including the DCNN representation and joint Bayesian metric learning are given in Section 3. The protocol and the experimental results are presented in Section 4. Finally, we conclude the paper in Section 5 with a brief summary and discussion.

2. Related Work

In this section, we briefly review several recent related works on face verification.

2.1. Feature Learning

Learning invariant and discriminative feature representation is the first step for a face verification system. It can be broadly divided into two categories: (1) hand-crafted features, and (2) feature representation learned from data. In the first category, Ahonen *et al.* [1] showed that Local Binary Pattern (LBP) is effective for face recognition. Gabor wavelets [33][31] have also been widely used to encode multi-scale and multi-orientation information for face images. Chen *et al.* [6] demonstrated good results for face ver-

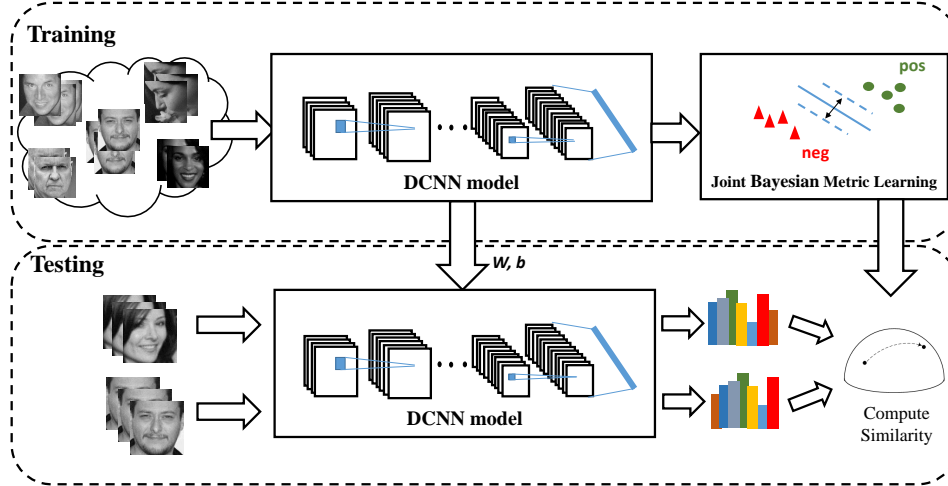


Figure 1. An overview of the proposed DCNN approach for face verification.

ification using the high-dimensional multi-scale LBP features extracted from the patches around facial landmarks. In the second category, Simonyan *et al.* [21] and Parkhi *et al.* [19] applied the FV encoding to generate over-complete and high-dimensional feature representation for still and video-based face recognition. Lu *et al.* [18] proposed a dictionary learning framework in which the sparse codes of local patches generated from local patch dictionaries are pooled to generate a high-dimensional feature vector. The high-dimensionality of feature vectors makes these methods hard to train and scale to large datasets. However, advances in deep learning methods have shown that compact and discriminative representation can be learned using DCNN from very large datasets. Taigman *et al.* [27] learned a DCNN model on the frontalized faces generated with a general 3D shape model from a large-scale face dataset and achieved better performance than many traditional face verification methods. In contrast, Sun *et al.* [23][24] achieved the results surpassing human performance for face verification on the LFW dataset using an ensemble of 25 simple DCNN with fewer layers trained on weakly aligned face images from a much smaller dataset than the former. Schroff *et al.* [20] adapted the state-of-the-art deep architecture in object recognition to face recognition and trained on a large-scale unaligned private face dataset with the triplet loss. This method also achieved top performances on face verification problems. These works essentially demonstrate the effectiveness of the DCNN model for feature learning and detection/recognition/verification problems.

2.2. Metric Learning

Learning a similarity measure from data is the other key component that can boost the performance of a face verification system. Many approaches have been proposed in

the literature that essentially exploit the label information from face images or face pairs. For instance, Weinberger *et al.* [30] proposed Large Margin Nearest Neighbor (LMNN) metric which enforces the large margin constraint among all triplets of labeled training data. Taigman *et al.* [26] learned the Mahalanobis distance using the Information Theoretic Metric Learning (ITML) method [8]. Chen *et al.* [5] proposed a joint Bayesian approach for face verification which models the joint distribution of a pair of face images instead of the difference between them, and the ratio of between-class and within-class probabilities is used as the similarity measure. Hu *et al.* [13] learned a discriminative metric within the deep neural network framework. Huang *et al.* [14] learned a projection metric over a set of labeled images which preserves the underlying manifold structure.

3. Method

Our approach consists of both training and testing stages. For training, we firstly perform face and landmark detection on CASIA-WebFace, and IJB-A datasets to localize and align each face. Next, we train our DCNN on the CASIA-WebFace and derive the joint Bayesian metric using the training sets of IJB-A and the DCNN features. Then, given a pair of test image sets, we compute the similarity score based on their DCNN features and the learned metric. Figure 1 gives an overview of our method. The details of each component of our approach are presented in the following subsections.

3.1. Preprocessing

Before training the convolutional network, we perform landmark detection using the method presented in [2][3] because of its ability to be effective on unconstrained faces. Then, each face is aligned into the canonical coordinate

with similarity transform using the 7 landmark points (*i.e.* two left eye corners, two right eye corners, nose tip, and two mouth corners). After alignment, the face image resolution is 100×100 pixels, and the distance between the centers of two eyes is about 36 pixels.

3.2. Deep Face Feature Representation

A DCNN with small filters and very deep architecture (*i.e.* 19 layers in [22] and 22 layers in [25]) has shown to produce state-of-the-art results on many datasets including ImageNet 2014, Labeled Face in the Wild, and Youtube Face dataset. Stacking small filters to approximate large filters and to build very deep convolution networks not only reduces the number of parameters but also increases the nonlinearity of the network. In addition, the resulting feature representation is not only compact but also discriminative.

Our approach is motivated by [32]. However, we only consider the identity information per face without modeling the pair-wise cost. The dimensionality of the input layer is $100 \times 100 \times 1$ for gray-scale images. The network includes 10 convolutional layers, 5 pooling layers and 1 fully connected layer. The detailed architecture is shown in Table 1. Each convolutional layer is followed by a rectified linear unit (ReLU) except the last one, Conv52. Instead of suppressing all the negative responses to zero using ReLU, we use parametric ReLU (PReLU)[12] which allows negative responses that in turn improves the network performance. Thus, we use PReLU as an alternative to ReLU in our work. Moreover, two local normalization layers are added after Conv12 and Conv22, respectively to mitigate the effect of illumination variations. The kernel size of all filters are 3×3 . The first four pooling layers use the max operator. To generate a compact and discriminative feature representation, we use average pooling for the last layer, pool₅. The feature dimensionality of pool₅ is thus equal to the number of channel of Conv52 which is 320. Dropout ratio is set as 0.4 to regularize Fc6 due to the large number of parameters (*i.e.* 320×10548). To classify a large number of subjects in the training data (*i.e.* 10548), this low-dimensional feature should contain strong discriminative information from all the face images. Consequently, the pool₅ feature is used for face representation. The extracted features are further L_2 -normalized into unit length before the metric learning stage. If there are multiple frames available for the subject, we use the average of the pool₅ features as the overall feature representation. Figure 2 illustrates some of the extracted feature maps.

3.3. Joint Bayesian Metric Learning

To utilize the positive and negative label information available from the training dataset, we learn a joint Bayesian metric which has achieved good performances on face ver-

ification problems [5][4]. Instead of modeling the difference vector between two faces, this approach directly models the joint distribution of feature vectors of both i th and j th images, $\{\mathbf{x}_i, \mathbf{x}_j\}$, as a Gaussian. Let $P(\mathbf{x}_i, \mathbf{x}_j|H_I) \sim N(0, \Sigma_I)$ when \mathbf{x}_i and \mathbf{x}_j belong to the same class, and $P(\mathbf{x}_i, \mathbf{x}_j|H_E) \sim N(0, \Sigma_E)$ when they are from different classes. In addition, each face vector can be modeled as, $\mathbf{x} = \boldsymbol{\mu} + \boldsymbol{\epsilon}$, where $\boldsymbol{\mu}$ stands for the identity and $\boldsymbol{\epsilon}$ for pose, illumination, and other variations. Both $\boldsymbol{\mu}$ and $\boldsymbol{\epsilon}$ are assumed to be independent zero-mean Gaussian distributions, $N(0, \mathbf{S}_\mu)$ and $N(0, \mathbf{S}_\epsilon)$, respectively. The log likelihood ratio of intra- and inter-classes, $r(\mathbf{x}_i, \mathbf{x}_j)$, can be computed as follows:

$$r(\mathbf{x}_i, \mathbf{x}_j) = \log \frac{P(\mathbf{x}_i, \mathbf{x}_j|H_I)}{P(\mathbf{x}_i, \mathbf{x}_j|H_E)} = \mathbf{x}_i^T \mathbf{M} \mathbf{x}_i + \mathbf{x}_j^T \mathbf{M} \mathbf{x}_j - 2\mathbf{x}_i^T \mathbf{R} \mathbf{x}_j, \quad (1)$$

where \mathbf{M} and \mathbf{R} are both negative semi-definite matrices. Equation (1) can be transformed into the form as $(\mathbf{x}_i - \mathbf{x}_j)^T \mathbf{M} (\mathbf{x}_i - \mathbf{x}_j) - 2\mathbf{x}_i^T \mathbf{B} \mathbf{x}_j$ where $\mathbf{B} = \mathbf{R} - \mathbf{M}$. More details can be found in [5]. Instead of using the EM algorithm to estimate \mathbf{S}_μ and \mathbf{S}_ϵ , we optimize the distance in a large-margin framework as follows:

$$\underset{\mathbf{M}, \mathbf{B}, b}{\operatorname{argmin}} \sum_{i,j} \max[1 - y_{ij}(b - (\mathbf{x}_i - \mathbf{x}_j)^T \mathbf{M} (\mathbf{x}_i - \mathbf{x}_j) + 2\mathbf{x}_i^T \mathbf{B} \mathbf{x}_j), 0], \quad (2)$$

where $b \in \mathbb{R}$ is the threshold, and y_{ij} is the label of a pair: $y_{ij} = 1$ if person i and j are the same and $y_{ij} = -1$, otherwise. For simplification, we denote $(\mathbf{x}_i - \mathbf{x}_j)^T \mathbf{M} (\mathbf{x}_i - \mathbf{x}_j) - 2\mathbf{x}_i^T \mathbf{B} \mathbf{x}_j$ as $d_{\mathbf{M}, \mathbf{B}}(\mathbf{x}_i, \mathbf{x}_j)$. \mathbf{M} and \mathbf{B} are updated using stochastic gradient descent as follows and are equally trained on positive and negative pairs in turn:

$$\begin{aligned} \mathbf{M}_{t+1} &= \begin{cases} \mathbf{M}_t, & \text{if } y_{ij}(b_t - d_{\mathbf{M}, \mathbf{B}}(\mathbf{x}_i, \mathbf{x}_j)) > 1 \\ \mathbf{M}_t - \gamma y_{ij} \boldsymbol{\Gamma}_{ij}, & \text{otherwise,} \end{cases} \\ \mathbf{B}_{t+1} &= \begin{cases} \mathbf{B}_t, & \text{if } y_{ij}(b_t - d_{\mathbf{M}, \mathbf{B}}(\mathbf{x}_i, \mathbf{x}_j)) > 1 \\ \mathbf{B}_t + 2\gamma y_{ij} \mathbf{x}_i \mathbf{x}_j^T, & \text{otherwise,} \end{cases} \\ b_{t+1} &= \begin{cases} b_t, & \text{if } y_{ij}(b_t - d_{\mathbf{M}, \mathbf{B}}(\mathbf{x}_i, \mathbf{x}_j)) > 1 \\ b_t + \gamma_b y_{ij}, & \text{otherwise,} \end{cases} \end{aligned} \quad (3)$$

where $\boldsymbol{\Gamma}_{ij} = (\mathbf{x}_i - \mathbf{x}_j)(\mathbf{x}_i - \mathbf{x}_j)^T$ and γ is the learning rate for \mathbf{M} and \mathbf{B} , and γ_b for the bias b . We use random semi-definite matrices to initialize both $\mathbf{M} = \mathbf{V}\mathbf{V}^T$ and $\mathbf{B} = \mathbf{W}\mathbf{W}^T$ where both \mathbf{V} and $\mathbf{W} \in \mathbb{R}^{d \times d}$, and v_{ij} and $w_{ij} \sim N(0, 1)$. Note that \mathbf{M} and \mathbf{B} are updated only when the constraints are violated. The ratio of the positive and negative pairs that we generate based on the identity information of the training set is 1:20 in this work.

3.4. DCNN Training Details

The DCNN is implemented using caffe[15] and trained on the CASIA-WebFace dataset. CASIA-WebFace is composed of 494,414 face images of 10,575 subjects downloaded from IMDB website. After removing the 27 overlap-




Figure 2. An illustration of some feature maps of Conv11, Conv21, and Conv31 layers. At the upper layers, the feature maps capture more global shape features which are also more robust to illumination changes than Conv11.

Name	Type	Filter Size/Stride	Output Size	Depth	#Params
Conv11	convolution	$3 \times 3 \times 1 / 1$	$100 \times 100 \times 32$	1	0.28K
Conv12	convolution	$3 \times 3 \times 32 / 1$	$100 \times 100 \times 64$	1	18K
Pool1	max pooling	$2 \times 2 / 2$	$50 \times 50 \times 64$	0	
Conv21	convolution	$3 \times 3 \times 64 / 1$	$50 \times 50 \times 64$	1	36K
Conv22	convolution	$3 \times 3 \times 64 / 1$	$50 \times 50 \times 128$	1	72K
Pool2	max pooling	$2 \times 2 / 2$	$25 \times 25 \times 128$	0	
Conv31	convolution	$3 \times 3 \times 128 / 1$	$25 \times 25 \times 96$	1	108K
Conv32	convolution	$3 \times 3 \times 96 / 1$	$25 \times 25 \times 192$	1	162K
Pool3	max pooling	$2 \times 2 / 2$	$13 \times 13 \times 192$	0	
Conv41	convolution	$3 \times 3 \times 192 / 1$	$13 \times 13 \times 128$	1	216K
Conv42	convolution	$3 \times 3 \times 128 / 1$	$13 \times 13 \times 256$	1	288K
Pool4	max pooling	$2 \times 2 / 2$	$7 \times 7 \times 256$	0	
Conv51	convolution	$3 \times 3 \times 256 / 1$	$7 \times 7 \times 160$	1	360K
Conv52	convolution	$3 \times 3 \times 160 / 1$	$7 \times 7 \times 320$	1	450K
Pool5	avg pooling	$7 \times 7 / 1$	$1 \times 1 \times 320$	0	
Dropout	dropout (40%)		$1 \times 1 \times 320$	0	
Fc6	fully connection		10548	1	3296K
Cost	softmax		10548	0	
total				11	5006K

Table 1. The architecture of DCNN used in this paper.

ping subjects with the IJB-A dataset, there are 10548 subjects¹ and 490,356 face images. For each subject, there still exists several false images with wrong identity labels and few duplicate images. All images are scaled into $[0, 1]$ and subtracted from the mean. The data is augmented with horizontal flipped face images. We use the standard batch size 128 for the training phase. Because it only contains sparse positive and negative pairs per batch in addition to the false image problems, we do not take the verification cost into consideration as is done in [24]. The initial negative slope for PReLU is set to 0.25 as suggested in [12]. The weight decay of all convolutional layers are set to 0, and the weight decay of the final fully connected layer to $5e-4$. In addition, the learning rate is set to $1e-2$ initially and reduced by half

every 100,000 iterations. The momentum is set to 0.9. Finally, we use the snapshot of 1,000,000th iteration for all our experiments.

4. Experiments

In this section, we present the results of the DCNN model on the challenging IARPA Janus Benchmark A (IJB-A) [16] and its extended version, Janus Challenging set 2 (JANUS CS2) dataset which contains not only the sampled frames and images in the IJB-A but also the original videos. JANUS CS2² includes much more test data for identification and verification problems in the defined protocols than IJB-A. The receiver operating characteristic curves (ROC) and the cumulative match characteristic (CMC) scores are used to evaluate the performance of different algorithms.

¹The list of overlapping subjects is available at http://www.umiacs.umd.edu/~pullpull/janus_overlap.xlsx

²The JANUS CS2 dataset is not public available yet.

The ROC curve measures the performance in the verification scenarios, and the CMC score measures the accuracy in a closed set identification scenarios.

4.1. Datasets

Both IJB-A and JANUS CS2 contains 500 subjects with 5,397 images and 2,042 videos split into 20,412 frames, 11.4 images and 4.2 videos per subject. Sample images and video frames from the datasets are shown in Fig. 3. The videos are only released for the JANUS CS2 dataset. The IJB-A evaluation protocol mainly consists of verification (1:1 matching) over 10 splits. Each split contains around 11,748 pairs of templates (1,756 positive and 9,992 negative pairs) on average. Similarly, the identification (1:N search) protocol also consists of 10 splits which evaluate the search performance. In each search split, there are about 112 gallery templates and 1763 probe templates (*i.e.* 1,187 genuine probe templates and 576 impostor probe templates). On the other hand, for the JANUS CS2, there are about 167 gallery templates and 1763 probe templates and all of them are used for both identification and verification. The training set for both dataset contains 333 subjects, and the test set contains 167 subjects. Ten random splits of training and testing are provided by each benchmark, respectively. The main differences between IJB-A and JANUS CS2 evaluation protocol include (1) IJB-A considers the open-set identification problem and the JANUS CS2 considers the closed-set identification and (2) IJB-A considers the more difficult pairs which are the subsets from the JANUS CS2 dataset.

Both IJB-A and JANUS CS2 contain a variety of challenging conditions on pose, illumination, resolution, and image quality. The datasets are divided into training and test sets. For the test sets of both benchmarks, the image and video frames of each subject are randomly split into gallery and probe sets without any overlapping subjects between them.

Unlike the LFW and YTF datasets which only use a sparse set of negative pairs to evaluate the verification performance, the IJB-A and JANUS CS2 both divide the images/video frames into gallery and probe sets so that it uses all the available positive and negative pairs for the evaluation. Also, each gallery and probe set consist of multiple templates. Each template contains a combination of images or frames sampled from multiple image sets or videos of a subject. For example, the size of the similarity matrix for JANUS CS2 split1 is 167×1806 where 167 are for the gallery set and 1806 for the probe set (*i.e.* the same subject reappears multiple times in different probe templates). Moreover, some templates contain only one profile face with extreme pose with low quality image. In contrast to the LFW and YTF datasets which only include faces detected by the Viola Jones face detector [28], the images in

the IJB-A and JANUS CS2 contain extreme pose, illumination and expression variations. These factors essentially make the IJB-A and JANUS CS2 challenging face recognition datasets [16].

4.2. Evaluation on JANUS-CS2 and IJB-A

For the JANUS CS2 dataset, we compare the results of our DCNN method with the FV approach proposed in [21] and two other commercial off-the-shelf matchers, COTS1 and GOTS [16]. The COTS1 and GOTS baselines provided by JANUS CS2 are the top performers from the most recent NIST FRVT study [11]. The FV method is trained on the LFW dataset which contains few faces with extreme pose. Therefore, we use the pose information estimated from the landmark detector and select face images/video frames whose yaw angle are less than or equal to ± 25 degrees for each gallery and probe set. If there are no images/frames satisfying the constraint, we choose the one closest to the frontal one. For a fair comparison, the same frame selection approach is also used for the DCNN method. Figures 4 shows the ROC curves and the CMC curves, respectively for the verification results using the previously described protocol where DCNN means using DCNN feature with cosine distance, “ft” means finetuning on the training data, “metric” means applying Joint Bayesian metric learning, and “all” means replacing ReLU with PReLU, finetuning, metric learning, and applying data augmentation (*i.e.* randomly cropping 100×100 -pixel subregions from a 125×125 region). From the figures, we can clearly see the impact of each component to the improvement of final identification and verification results. From the ROC and CMC curves, we see that the DCNN method performs better than other competitive methods. This can be attributed to the fact that the DCNN model does capture face variations over a large dataset and generalizes well to a new small dataset.

While this paper was under preparation, the authors became aware of [29], which also proposes a CNN-based approach for face verification/identification and evaluates it on the IJB-A dataset. The method proposed in [29] combines the features from 7 independent DCNN model. With finetuning on the JANUS training data and metric learning, our approach works comparable to [29] as shown in Figure 5. Furthermore, with the replacement of ReLU with PReLU and data augmentation, our approach significantly outperforms [29] with only a single model.

4.3. Run Time

The DCNN model is trained for about 7 days using NVidia Tesla K40. The feature extraction time takes about 0.006 second per face image. For the future work, the supervised information will be fed into the intermediate layers to make the model more discriminative and also to converge faster.

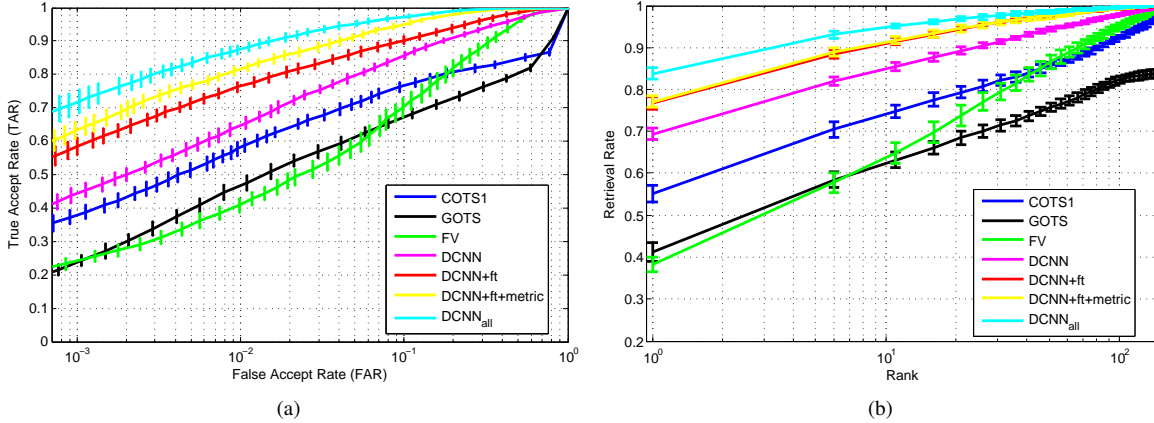


Figure 4. Results on the JANUS CS2 dataset. (a) the average ROC curves and (b) the average CMC curves.

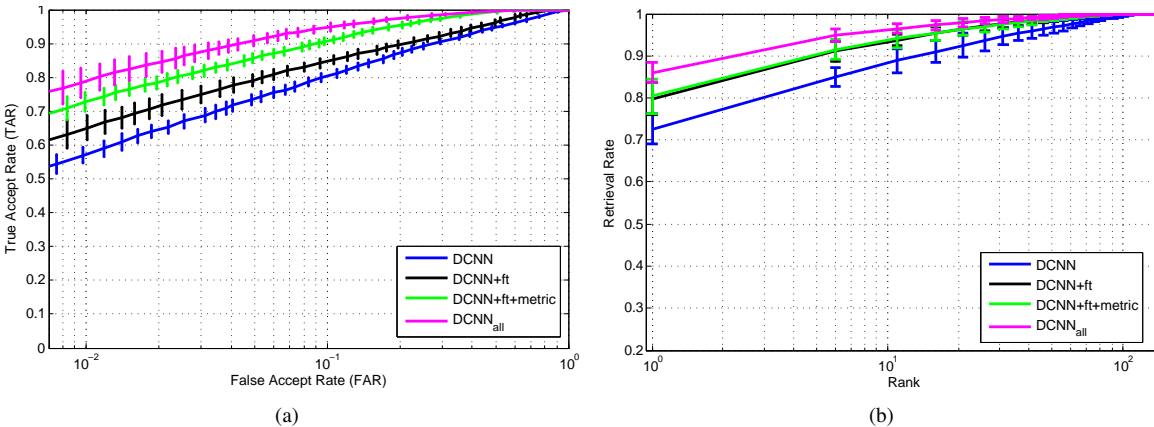


Figure 5. Results on the IJB-A dataset. (a) the average ROC curves for the IJB-A verification protocol and (b) the average CMC curves for IJB-A identification protocol over 10 splits.



Figure 3. Sample images and frames from the IJB-A and JANUS CS2 datasets. A variety of challenging variations on pose, illumination, resolution, occlusion, and image quality are present in these images.

5. Conclusion

In this paper, we study the performance of a DCNN method on a newly released challenging face verification dataset, IARPA Benchmark A, which contains faces with full pose, illumination, and other difficult conditions. It was shown that the DCNN approach can learn a robust model from a large dataset characterized by face variations and

generalizes well to another dataset. Experimental results demonstrate that the performance of the proposed DCNN is much better than a FV-based method and other commercial off-the-shelf matchers.

For future work, we plan to directly train a Siamese network using all the available positive and negative pairs from the CASIA-Webface and IJB-A training datasets to fully utilize the discriminative information for realizing better performance.

6. Acknowledgments

This research is based upon work supported by the Office of the Director of National Intelligence (ODNI), Intelligence Advanced Research Projects Activity (IARPA), via IARPA R&D Contract No. 2014-14071600012. The views and conclusions contained herein are those of the authors and should not be interpreted as necessarily representing the official policies or endorsements, either expressed or implied, of the ODNI, IARPA, or the U.S. Government.

IJB-A-Verif	[29]	DCNN	DCNN+ft	DCNN+ft+metric	DCNN _{all}
FAR=1e-2	0.732±0.033	0.573±0.024	0.64±0.045	0.73±0.027	0.787±0.043
FAR=1e-1	0.895±0.013	0.8±0.012	0.883±0.012	0.907±0.011	0.947±0.011
IJB-A-Ident	[29]	DCNN	DCNN+ft	DCNN+ft+metric	DCNN _{all}
Rank-1	0.820±0.024	0.726±0.034	0.799±0.036	0.805±0.041	0.86±0.023
Rank-5	0.929±0.013	0.84±0.023	0.901±0.025	0.906±0.024	0.943±0.017
Rank-10	N/A	0.884±0.025	0.934±0.016	0.937±0.022	0.962±0.012

Table 2. Results on the IJB-A dataset. The TAR of all the approaches at FAR=0.1 and 0.01 for the ROC curves. The Rank-1, Rank-5, and Rank-10 retrieval accuracies of the CMC curves.

JANUS-CS2-Verif	COTS1	GOTS	FV[21]	DCNN	DCNN+ft	DCNN+ft+metric	DCNN _{all}
FAR=1e-2	0.581±0.054	0.467±0.066	0.411±0.081	0.649±0.015	0.765±0.014	0.813±0.014	0.876±0.013
FAR=1e-1	0.767±0.015	0.675±0.015	0.704±0.028	0.855±0.01	0.902±0.011	0.95±0.008	0.973±0.005
JANUS-CS2-Ident	COTS1	GOTS	FV [21]	DCNN	DCNN+ft	DCNN+ft+metric	DCNN _{all}
Rank-1	0.551±0.03	0.413±0.022	0.381±0.018	0.694±0.012	0.768±0.013	0.771±0.013	0.838±0.012
Rank-5	0.694±0.017	0.571±0.017	0.559±0.021	0.809±0.011	0.874±0.01	0.88±0.01	0.924±0.009
Rank-10	0.741±0.017	0.624±0.018	0.637±0.025	0.85±0.009	0.91±0.008	0.914±0.009	0.949±0.006

Table 3. Results on the JANUS CS2 dataset. The TAR of all the approaches at FAR=0.1 and 0.01 for the ROC curves. The Rank-1, Rank-5, and Rank-10 retrieval accuracies of the CMC curves.

The U.S. Government is authorized to reproduce and distribute reprints for Governmental purposes notwithstanding any copyright annotation thereon.

References

- [1] T. Ahonen, A. Hadid, and M. Pietikainen. Face description with local binary patterns: Application to face recognition. *IEEE Transactions on Pattern Analysis and Machine Intelligence*, 28(12):2037–2041, 2006.
- [2] A. Asthana, S. Zafeiriou, S. Y. Cheng, and M. Pantic. Robust discriminative response map fitting with constrained local models. In *IEEE Conference on Computer Vision and Pattern Recognition*, pages 3444–3451, 2013.
- [3] A. Asthana, S. Zafeiriou, S. Y. Cheng, and M. Pantic. Incremental face alignment in the wild. In *IEEE Conference on Computer Vision and Pattern Recognition*, pages 1859–1866, 2014.
- [4] X. D. Cao, D. Wipf, F. Wen, G. Q. Duan, and J. Sun. A practical transfer learning algorithm for face verification. In *IEEE International Conference on Computer Vision*, pages 3208–3215. IEEE, 2013.
- [5] D. Chen, X. D. Cao, L. W. Wang, F. Wen, and J. Sun. Bayesian face revisited: A joint formulation. In *European Conference on Computer Vision*, pages 566–579. 2012.
- [6] D. Chen, X. D. Cao, F. Wen, and J. Sun. Blessing of dimensionality: High-dimensional feature and its efficient compression for face verification. In *IEEE Conference on Computer Vision and Pattern Recognition*, 2013.
- [7] J.-C. Chen, S. Sankaranarayanan, V. M. Patel, and R. Chellappa. Unconstrained face verification using fisher vectors computed from frontalized faces. In *IEEE International Conference on Biometrics: Theory, Applications and Systems*, 2015.
- [8] J. V. Davis, B. Kulis, P. Jain, S. Sra, and I. S. Dhillon. Information-theoretic metric learning. In *International Conference on Machine Learning*, pages 209–216, 2007.
- [9] J. Donahue, Y. Jia, O. Vinyals, J. Hoffman, N. Zhang, E. Tzeng, and T. Darrell. Decaf: A deep convolutional activation feature for generic visual recognition. *arXiv preprint arXiv:1310.1531*, 2013.
- [10] R. Girshick, J. Donahue, T. Darrell, and J. Malik. Rich feature hierarchies for accurate object detection and semantic segmentation. In *IEEE Conference on Computer Vision and Pattern Recognition*, pages 580–587, 2014.
- [11] P. Grother and M. Ngan. Face recognition vendor test(frvt): Performance of face identification algorithms. *NIST Interagency Report 8009*, 2014.
- [12] K. He, X. Zhang, S. Ren, and J. Sun. Delving deep into rectifiers: Surpassing human-level performance on imagenet classification. *arXiv preprint arXiv:1502.01852*, 2015.
- [13] J. Hu, J. Lu, and Y.-P. Tan. Discriminative deep metric learning for face verification in the wild. In *IEEE Conference on Computer Vision and Pattern Recognition*, pages 1875–1882, 2014.
- [14] Z. Huang, R. Wang, S. Shan, and X. Chen. Projection metric learning on Grassmann manifold with application to video based face recognition. In *IEEE Conference on Computer Vision and Pattern Recognition*, pages 140–149, 2015.
- [15] Y. Jia, E. Shelhamer, J. Donahue, S. Karayev, J. Long, R. Girshick, S. Guadarrama, and T. Darrell. Caffe: Convolutional architecture for fast feature embedding. In *ACM International Conference on Multimedia*, pages 675–678, 2014.
- [16] B. F. Klare, B. Klein, E. Tabor, A. Blanton, J. Cheney, K. Allen, P. Grother, A. Mah, M. Burge, and A. K. Jain. Pushing the frontiers of unconstrained face detection and recognition: IARPA Janus Benchmark A. In *IEEE Conference on Computer Vision and Pattern Recognition*, 2015.
- [17] A. Krizhevsky, I. Sutskever, and G. E. Hinton. Imagenet classification with deep convolutional neural networks. In

Advances in Neural Information Processing Systems, pages 1097–1105, 2012.

- [18] J. Lu, V. E. Liong, G. Wang, and P. Moulin. Joint feature learning for face recognition. *IEEE Transactions on Information Forensics and Security*, PP(99):1–1, 2015.
- [19] O. M. Parkhi, K. Simonyan, A. Vedaldi, and A. Zisserman. A compact and discriminative face track descriptor. In *IEEE Conference on Computer Vision and Pattern Recognition*, 2014.
- [20] F. Schroff, D. Kalenichenko, and J. Philbin. Facenet: A unified embedding for face recognition and clustering. *arXiv preprint arXiv:1503.03832*, 2015.
- [21] K. Simonyan, O. M. Parkhi, A. Vedaldi, and A. Zisserman. Fisher vector faces in the wild. In *British Machine Vision Conference*, volume 1, page 7, 2013.
- [22] K. Simonyan and A. Zisserman. Very deep convolutional networks for large-scale image recognition. *arXiv preprint arXiv:1409.1556*, 2014.
- [23] Y. Sun, Y. Chen, X. Wang, and X. Tang. Deep learning face representation by joint identification-verification. In *Advances in Neural Information Processing Systems*, pages 1988–1996, 2014.
- [24] Y. Sun, X. Wang, and X. Tang. Deeply learned face representations are sparse, selective, and robust. *arXiv preprint arXiv:1412.1265*, 2014.
- [25] C. Szegedy, W. Liu, Y. Jia, P. Sermanet, S. Reed, D. Anguelov, D. Erhan, V. Vanhoucke, and A. Rabinovich. Going deeper with convolutions. *arXiv preprint arXiv:1409.4842*, 2014.
- [26] Y. Taigman, L. Wolf, and T. Hassner. Multiple one-shots for utilizing class label information. In *British Machine Vision Conference*, pages 1–12, 2009.
- [27] Y. Taigman, M. Yang, M. A. Ranzato, and L. Wolf. Deepface: Closing the gap to human-level performance in face verification. In *IEEE Conference on Computer Vision and Pattern Recognition*, pages 1701–1708, 2014.
- [28] P. Viola and M. J. Jones. Robust real-time face detection. *International journal of computer vision*, 57(2):137–154, 2004.
- [29] D. Wang, C. Otto, and A. K. Jain. Face search at scale: 80 million gallery. *arXiv preprint arXiv:1507.07242*, 2015.
- [30] K. Q. Weinberger, J. Blitzer, and L. K. Saul. Distance metric learning for large margin nearest neighbor classification. In *Advances in neural information processing systems*, pages 1473–1480, 2005.
- [31] S. Xie, S. G. Shan, X. L. Chen, and J. Chen. Fusing local patterns of gabor magnitude and phase for face recognition. *IEEE Transactions on Image Processing*, 19(5):1349–1361, 2010.
- [32] D. Yi, Z. Lei, S. Liao, and S. Z. Li. Learning face representation from scratch. *arXiv preprint arXiv:1411.7923*, 2014.
- [33] B. C. Zhang, S. G. Shan, X. L. Chen, and W. Gao. Histogram of Gabor phase patterns (hgpp): a novel object representation approach for face recognition. *IEEE Transactions on Image Processing*, 16(1):57–68, 2007.
- [34] W. Y. Zhao, R. Chellappa, P. J. Phillips, and A. Rosenfeld. Face recognition: A literature survey. *ACM Computing Surveys*, 35(4):399–458, 2003.