

The many faces of quantum kagome materials: Interplay of further-neighbour exchange and Dzyaloshinskii-Moriya interaction

Tsezar F. Seman,^{1,2} Cheng-Chien Chen,² Rajiv R. P. Singh,³ and Michel van Veenendaal^{1,2}

¹*Department of Physics, Northern Illinois University, DeKalb, Illinois 60115, USA*

²*Advanced Photon Source, Argonne National Laboratory, Argonne, Illinois 60439, USA*

³*Department of Physics, University of California, Davis, California 95616, USA*

(Dated: November 4, 2021)

The field of frustrated magnetism has been enriched significantly by the discovery of various kagome lattice compounds. These materials exhibit a great variety of macroscopic behaviours ranging from magnetic orders to quantum spin liquids. Using large-scale exact diagonalization, we construct the phase diagram of the $S = 1/2$ J_1 - J_2 kagome Heisenberg model with z -axis Dzyaloshinskii-Moriya interaction D_z . We show that this model can systematically account for many of the experimentally observed phases. Small J_2 and D_z can stabilize respectively a gapped and a gapless spin liquid. When J_2 or D_z is substantial, the ground state develops a $\mathbf{Q} = 0$, 120° antiferromagnetic order. The critical strengths for inducing magnetic transition are $D_z^c \sim 0.1 J_1$ at $J_2 = 0$, and $J_2^c \sim 0.4 J_1$ at $D_z = 0$. The previously reported values of D_z and J_2 for herbertsmithite $[\text{ZnCu}_3(\text{OH})_6\text{Cl}_2]$ place the compound in close proximity to a quantum critical point.

PACS numbers: 75.10.Jm, 75.10.Kt, 75.30.Kz

In frustrated magnetism [1–3], the kagome lattice has become the paradigmatic system of choice for studying novel spin-liquid phases that result from geometric frustration and quantum fluctuation [4]. For example, the $S = 1/2$ antiferromagnetic (AFM) kagome Heisenberg model with only the nearest-neighbour (NN) exchange J_1 is magnetically disordered with a spin correlation length less than one lattice spacing [5–12]. The ground state is characterized as a gapped topological spin liquid with a finite triplet gap $0.05 - 0.15 J_1$ [10–17] and a nonzero topological entanglement entropy [12, 18]. Advances in computational methods and theoretical ideas have led to a deeper understanding and classification of these exotic states of matter, which do not break any symmetry and sustain emergent fractional excitations. However, a wide gulf still separates theory and experiments.

The celebrated herbertsmithite, $\text{ZnCu}_3(\text{OH})_6\text{Cl}_2$ [19, 20], has nearly perfect kagome planes consisting of $S=1/2$, Cu^{2+} atoms. Despite a predominant $J_1 \sim 200$ K, this compound does not develop any long-range magnetic order down to $T = 50$ mK [21–25], agreeing with the NN AFM kagome Heisenberg model. But there are disagreements: Without finding any apparent gap down to 0.1 meV, neutron scattering suggests gapless excitations [23, 25]. Magnetic susceptibility χ_m shows an upturn at low temperature [21, 23], which is also unexpected; a gapped spin liquid would otherwise show a vanishingly small χ_m close to $T = 0$. To account for these discrepancies, Dzyaloshinskii-Moriya (DM) interaction [26–30], exchange anisotropy [31, 32], or quenched site dilution [27, 30, 33, 34] have been investigated for herbertsmithite. On the other hand, not all kagome compounds are spin liquids. In materials such as $\text{Cu}(1,3\text{-bdc})$ [Cu-benzenedicarboxylate] [35, 36], vesignieite $[\text{BaCu}_3(\text{VO}_4)_2(\text{OH})_2]$ [37–40], and $\text{Cs}_2\text{Cu}_3\text{SnF}_{12}$ [41–

43], the ground states is a $\mathbf{Q} = 0$, 120° AFM order, which highlights potential interactions beyond the NN exchange. Determining the importance of additional couplings is thereby key to a comprehensive understanding of the diversified properties in kagome materials [44].

In this Letter, we study the effects of the z -axis DM interaction D_z and second NN exchange coupling J_2 , which are arguably the two most relevant perturbations for isotropic kagome compounds. For the first time, we construct the phase diagram of the J_1 - J_2 - D_z model using large-scale exact diagonalization (ED) with cluster sizes up to $N = 42$ sites. By also examining the excitation gaps and static structure factors, we show that the model can sustain various phases including long-range AFM order and quantum spin liquids with or without a finite spin gap. The distinct ground states among different kagome compounds can be systematically accounted for with varying interaction strengths of the systems. In particular, the reported values of D_z and J_2 for herbertsmithite indicate a ground state closely proximal to a magnetic quantum critical point, where small extra perturbations suffice to suppress its long-range magnetism. Based on a numerically unbiased method, our study provides a direct road map for gauging D_z and J_2 in $S = 1/2$ materials with nearly perfect isotropic kagome structures.

Model and Method – We consider the J_1 - J_2 kagome Heisenberg model with DM interactions:

$$H = J_1 \sum_{\langle ij \rangle} \mathbf{S}_i \cdot \mathbf{S}_j + J_2 \sum_{\langle\langle ij \rangle\rangle} \mathbf{S}_i \cdot \mathbf{S}_j + \sum_{\langle ij \rangle} \mathbf{D}_{ij} \cdot (\mathbf{S}_i \times \mathbf{S}_j), \quad (1)$$

where the first two terms are respectively superexchange interactions between NN and second NN $S = 1/2$ sites. The third DM-interaction term originates from relativistic spin-orbit coupling and is nonzero when lattice in-

version symmetry is absent [45, 46]. Here we focus on the z -axis component of the DM interaction $\mathbf{D}_{ij} = D_z \mathbf{z}$, using the convention that $D_z > 0$ when all links $i \rightarrow j$ are oriented clockwise [see inset of Fig. 1(a)] [47]. We neglect the in-plane component D_{\parallel} , as it is reported to be smaller than D_z in materials of interests and also reducible to second order in D_{\parallel}^2/J_1 with a spin basis rotation [29, 48, 49]. Throughout the paper we consider antiferromagnetic couplings ($J_1, J_2 > 0$) and set $J_1 \equiv 1$.

We solve Eq. (1) systematically by numerical diagonalization on clusters of size N up to $N = 42$. The Hamiltonian matrix is constructed utilizing translational symmetry and $S_{\text{total}}^z \equiv \sum_i S_i^z$ conservation [50]. The resulting sparse matrix eigenvalue problem is solved by the Krylov-Schur algorithm as implemented in SLEPc [51] and PETSc [52] libraries. The cluster choices and calculation details are given in the *Supplemental Material*.

Phase Diagram – We first establish the phase diagram of the J_1 - J_2 - D_z model. Without D_z and J_2 , the system is magnetically disordered. A finite D_z or J_2 could support a $\mathbf{Q} = 0, 120^\circ$ AFM ground state with spins lying in the xy -plane [see inset of Fig. 1(a)]. Therefore, we proceed to map out the phase boundary between the quantum AFM state and the magnetically disordered region by studying the transverse spin-spin correlation function [29]:

$$S_{ab}^{xx}(\mathbf{Q}) \equiv \frac{24}{N^2} \sum_{IJ} e^{i\mathbf{Q} \cdot (\mathbf{R}_I - \mathbf{R}_J)} \langle S_{Ia}^x S_{Jb}^x \rangle. \quad (2)$$

Here, $\mathbf{R}_{I,J}$ are unit-cell positions and a, b are intra-unit-cell site indices. $S_{ab}^{xx}(\mathbf{Q})$ represents the elements of a 3×3 matrix and peaks at $\mathbf{Q} = 0$. The largest matrix eigenvalue $\equiv S_{120^\circ}^{xx}(N)$ corresponds to the 120° AFM spin arrangements, and its classical value is equal to 1 with the pre-factor choice of Eq. (2) [29]. Spontaneous spin symmetry breaking can be identified on finite-size clusters by a linear $1/\sqrt{N}$ extrapolation [50, 53, 54]. When the extrapolated $S_{120^\circ}^{xx} \equiv S_{120^\circ}^{xx}(N = \infty) > 0$, long-range magnetic order develops.

Figure 1(a) shows the phase diagram obtained by a grid interpolation of $11 \times 7 = 77$ points on the (D_z, J_2) plane. The generic features are computed with cluster sizes $N = 15 - 33$, and further $N = 36, 39$ calculations are performed to more precisely locate the phase boundary. The blue region of Fig. 1(a) represents a magnetically disordered ground state ($S_{120^\circ}^{xx} < 0$), and the red represents the $\mathbf{Q} = 0, 120^\circ$ AFM phase ($S_{120^\circ}^{xx} > 0$). Figures 1(b) and 1(c) show linear $1/\sqrt{N}$ extrapolations of $S_{120^\circ}^{xx}(N)$ close to the critical transition points along the D_z - and J_2 -axes, respectively. The critical strengths are found to be $D_z^c \sim 0.1$ at $J_2 = 0$, and $J_2^c \sim 0.4$ at $D_z = 0$. We note that Fig. 1(c) shows a more apparent finite-size effect with an even- N /odd- N alternation. With additional $N = 42$ calculations in the zero momentum sector, the critical strengths when extrapolated independently are $J_2^c(\text{even-}N) \sim 0.32$ and $J_2^c(\text{odd-}N) \sim 0.44$ at $D_z = 0$. J_2^c is further reduced when D_z is finite, and *vice versa*.

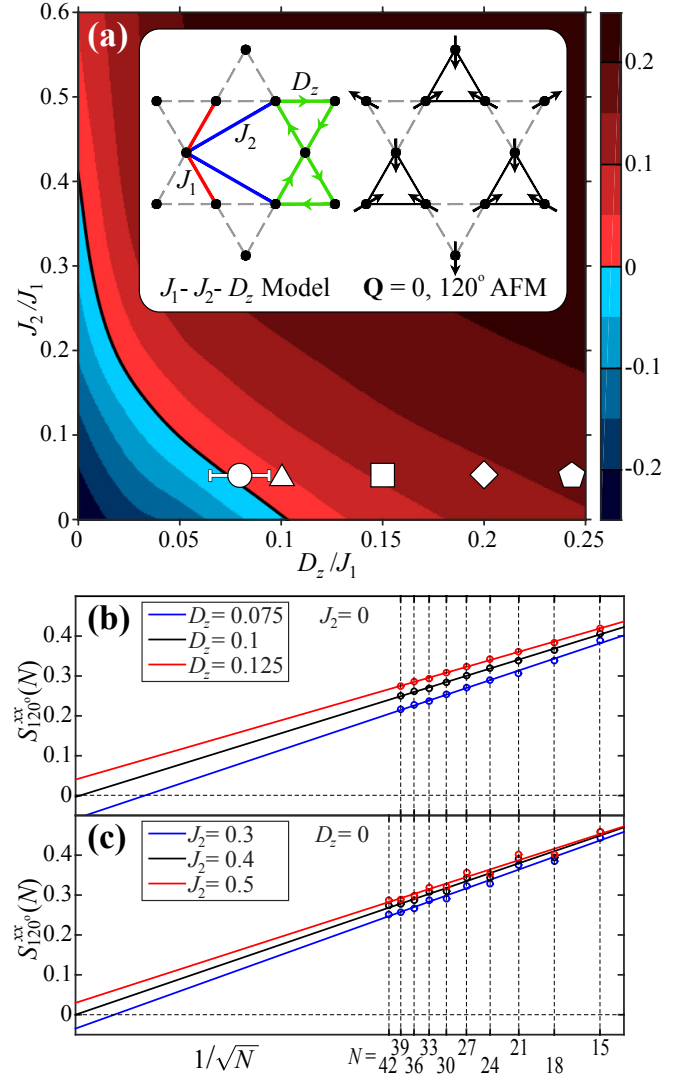


FIG. 1. (a) Phase diagram of the J_1 - J_2 - D_z model. The false-color intensity represents $S_{120^\circ}^{xx}$. The system is magnetically disordered in the blue region, and it develops the $\mathbf{Q} = 0, 120^\circ$ AFM order in the red. The geometric symbols denote estimated values of D_z in various kagome compounds: \circ for herbertsmithite, \triangle for $\text{Cu}(1,3\text{-bdc})$, \square for vesignieite, \diamond for barlowite, and \diamond for $\text{Cs}_2\text{Cu}_3\text{SnF}_{12}$. (b)-(c) Linear $1/\sqrt{N}$ extrapolations of $S_{120^\circ}^{xx}(N)$ at various D_z and J_2 .

The J_1 - D_z and J_1 - J_2 models have been separately investigated before. In particular, $D_z^c = 0.1$ at $J_2 = 0$ was also reported by previous ED studies [29, 30]. J_2^c at $D_z = 0$ has been computed by a number of methods [55–59], with the reported critical strength ranging from 0.2 to 0.7. Classically, a positive infinitesimal J_2 would favour a $\mathbf{Q} = 0, 120^\circ$ AFM long-range order ($J_2^c = 0^+$) [60, 61]. Our finding of $J_2^c \sim 0.4$ highlights the role of quantum fluctuation in destabilizing magnetism. Nonetheless, when J_2 becomes substantial, the quantum $\mathbf{Q} = 0, 120^\circ$ AFM ground state can be stabilized.

Materials Relevance – We next discuss the relevance of

our phase diagram to different $S = 1/2$, Cu-based materials with (nearly) perfect isotropic kagome structures, as denoted by the geometric symbols in Fig. 1(a). In Cu(1,3-bdc), the material develops the $\mathbf{Q} = 0$, 120° AFM order with a critical transition temperature $T_N \sim 2$ K [35, 36]. Its interaction strengths $(D_z, J_2) \sim (0.1, 0.05)$ estimated by first-principles calculations [62] indeed correspond to a positive $S_{120^\circ}^{xx} \sim 0.05$ in our phase diagram. The compound vesignieite also develops the $\mathbf{Q} = 0$ magnetic order at $T_N \sim 9$ K [37–40]. Its experimentally estimated DM interaction $\sim 0.15 J_1$ renders a positive $S_{120^\circ}^{xx} \sim 0.1$. Similarly, $\text{Cs}_2\text{Cu}_3\text{SnF}_{12}$ is ordered at $T_N \sim 20$ K [41–43], where the reported D_z could be as large as $0.25 J_1$, leading to $S_{120^\circ}^{xx} \sim 0.15$. Interestingly, a higher T_N in experiments seems to be correlated with a larger positive $S_{120^\circ}^{xx}$ in our phase diagram.

Herbertsmithite, however, is not magnetically ordered. This could mean that its interactions (D_z, J_2) are below the critical strengths $(D_z^c, J_2^c) \sim (0.1, 0.4)$. On the other hand, although J_2 is likely small compared to J_2^c , D_z is reported to be comparable to D_z^c in this compound. For example, electron spin resonance experiment estimates a DM-interaction strength $\sim 0.08 J_1$ [28]. Theoretical fit of χ_m indicates a $D_z \sim 0.1 J_1$ [27]. In fact, first-principles calculations find $(D_z, J_2) \sim (0.1, 0.05)$ for both Cu(1,3-bdc) and herbertsmithite [62], whereas the former is magnetically ordered but the latter is not. When the system resides in close proximity to the boundary of quantum phase transition, additional perturbations such as spin-space exchange anisotropy [31, 32, 63–66] or quenched dilution of Cu sites [27, 30, 33, 34] in herbertsmithite could more easily suppress its long-range magnetism.

More recently, a structurally perfect kagome compound—the barlowite $[\text{Cu}_4(\text{OH})_6\text{FBr}]$ —has been synthesized [67]. This material develops long-range magnetic order at $T_N = 15$ K with a weak *ferromagnetic* moment. In terms of our phase diagram, such a relatively high T_N would imply a strong $D_z \sim 0.2 J_1$, which in conjunction with a small D_\parallel can lead to a $\mathbf{Q} = 0$, *canted* AFM state with a net ferromagnetic moment pointing outward from the kagome plane [68, 69]. Future single-crystal measurements can further clarify the nature of barlowite’s low-temperature magnetic structure.

Gapped versus Gapless Spin Liquids – We next address the issue of spin gap by focusing on the $\Delta S_{\text{total}}^z = 1$ excitation: $\Delta_T \equiv E_0(S_{\text{total}}^z = 1) - E_0(S_{\text{total}}^z = 0)$. Here, $E_0(S_{\text{total}}^z)$ is the lowest energy in a given S_{total}^z sector, and Δ_T corresponds to the triplet excitation when spin $SU(2)$ symmetry is present. We will consider only even- N clusters based on the gap definition.

We first note that extrapolating the gap on finite-size clusters is more difficult. In the disordered region, the scaling form is *a priori* unknown. The result can depend largely on the extrapolation function [13, 16, 47], as well as the cluster size and shape [17]. In the ordered phase, the energy splitting between quasi-degenerate ground

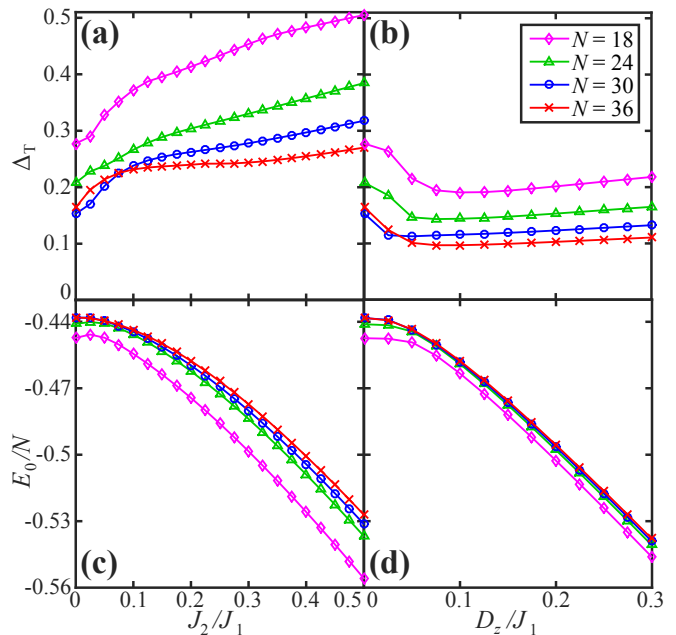


FIG. 2. The spin gap Δ_T computed on clusters of size N along (a) the J_2 -axis ($D_z = 0$) and (b) the D_z -axis ($J_2 = 0$). The corresponding ground state energy per site E_0/N is given in (c) and (d), respectively.

states in quantum antiferromagnets would scale to zero as $1/N$ [70, 71], and the linear-dispersing Goldstone modes for spontaneous broken symmetries would scale as $1/\sqrt{N}$ [65, 72, 73]. But there may be no clear separation between these states in relatively small systems. Despite these difficulties, however, the variation of the gap with parameters would be robust and distinguishable in our numerically exact data. Therefore, instead of making precise quantitative statements, we would mainly focus on the trends.

Figure 2 shows the spin gap Δ_T and the ground state energy per site E_0/N on different size clusters. As shown in Fig. 2(a), Δ_T is quickly enhanced by J_2 [74], but the rate of increase becomes smaller above $J_2 \sim 0.1$ and tends to level off with increasing N . If a simple $1/N$ scaling is employed in the disordered region as in previous ED study [13], Δ_T would reach its maximum at $J_2 \sim 0.1$ and then decrease monotonically above it. This extrapolated gap behaviour agrees well with recent density matrix renormalization group calculations [59], implying that the gapped spin liquid phase is most stable around $J_2 = 0.1$. At large J_2 , although the raw data of Δ_T appear to grow with J_2 across the magnetic phase boundary [$J_2^c(\text{even-}N) \sim 0.32$], we note that the absolute value of the ground state energy $|E_0|$ is also increasing [Fig. 2(c)]. The ratio $\Delta_T/|E_0|$ becomes nearly flat and decreases systematically with increasing N in the ordered regime. The gap would eventually scale to zero in the thermodynamic limit, corresponding to spontaneous spin symmetry breaking of the ordered ground state.

The effect of D_z on the spin gap is quite different. As shown in Fig. 2(b), Δ_T is rapidly reduced in the presence of a small D_z [75]. In fact, a simple $1/N$ extrapolation would indicate that Δ_T is already zero in the disordered region before reaching the critical point $D_z^c \sim 0.1$. This shows the possibility of a gapless spin liquid ground state induced by spin exchange anisotropy [76, 77]. At $D_z \geq 0.1$, the ratio $\Delta_T/|E_0|$ stays flat and again decreases systematically with increasing N . The thermodynamic-limit Δ_T remains gapless in the magnetic phase.

The above results show that small J_2 and D_z could stabilize respectively a gapped and a gapless spin liquid. Based on the magnetically disordered ground state and gapless excitations found in herbertsmithite, our study suggests in this material a DM-interaction strength $0.05 \lesssim D_z \lesssim 0.1$, closely proximal to the quantum critical point D_z^c . With the prevalent observation of gapless excitations in putative spin-liquid phases, our study also implies that the DM interaction is in general non-negligible in isotropic kagome systems.

Static Structure Factor – To connect with neutron scattering experiments, we study the static structure factor:

$$S^{\alpha\beta}(\mathbf{Q}) \equiv \frac{1}{N} \sum_{ij} e^{i\mathbf{Q} \cdot (\mathbf{R}_i - \mathbf{R}_j)} \langle S_i^\alpha S_j^\beta \rangle, \quad (3)$$

where $\alpha, \beta \in \{x, y, z\}$. Neutron scattering also provides energy-resolved spectra by measuring the dynamic structure factor $S^{\alpha\beta}(\mathbf{Q}, \omega)$, where $S^{\alpha\beta}(\mathbf{Q}) = \int d\omega S^{\alpha\beta}(\mathbf{Q}, \omega)$. A spin liquid phase would produce continuous or diffusive scattering spectra, whereas an ordered magnet would generate sharp, discrete Bragg peaks.

Figure 3 shows the transverse component $S^{xx}(\mathbf{Q})$ computed on the $N = 36$ cluster. When D_z and J_2 are both zero [Fig. 3(a)], the spectrum is close to being uniformly distributed along the extended Brillouin zone (BZ); the first BZ contains little spectral weight [78]. This suggests that spin correlations are predominantly antiferromagnetic, while correlation lengths are on the order of lattice spacing. Due to spin $SU(2)$ symmetry at $D_z = 0$, the longitudinal component $S^{zz}(\mathbf{Q})$ is identical to $S^{xx}(\mathbf{Q})$, and both components are zero at the Γ point.

When $D_z = 0.125$, the $\mathbf{Q} = 0$, 120° AFM ground state manifests a structure factor that peaks at the midpoints of the extended BZ edges [Fig. 3(b)]. In this case, $S^{zz}(\mathbf{Q})$ is much weaker than $S^{xx}(\mathbf{Q})$ at $D_z \neq 0$, and spins mainly lie in the xy -plane. When the system is ordered, $S^{xx}(\mathbf{Q})$ at large D_z and at large J_2 are in general similar, except that (i) $S^{xx}(\mathbf{Q} = \Gamma)$ is no longer zero in the former, and (ii) $S^{xx}(\mathbf{Q} = K')$ is further suppressed in the latter. In addition, the overall spectra do not undergo a sharp transition across the critical point D_z^c or J_2^c . These features can be seen in Fig. 3(c) that shows high-symmetry line cuts of $S^{xx}(\mathbf{Q})$ at various J_2 with $D_z = 0$.

In herbertsmithite, neutron scattering signals are diffused for all the measured energies between 0.25 to 11

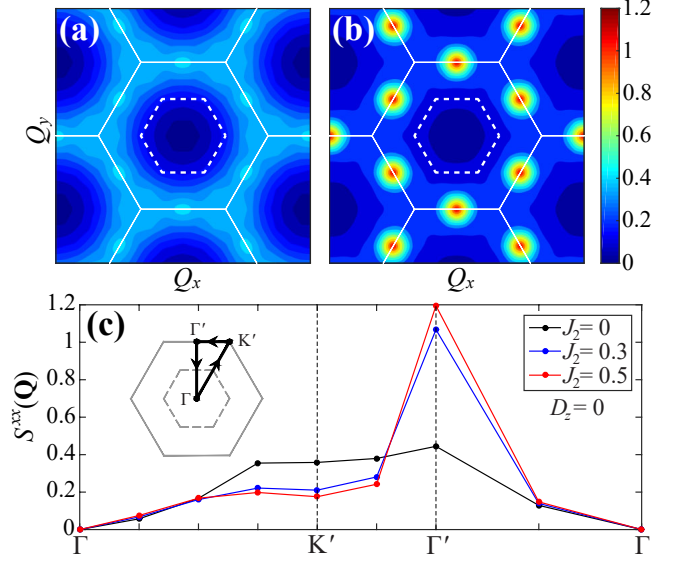


FIG. 3. Transverse static structure factors $S^{xx}(\mathbf{Q})$ of the J_1 - J_2 - D_z model for $J_2 = 0$ at (a) $D_z = 0$ and (b) $D_z = 0.125$. The first and extended Brillouin zones are indicated by the dashed and solid hexagons, respectively. (c) $S^{xx}(\mathbf{Q})$ line cuts along high-symmetry points of the Brillouin zone at various J_2 with $D_z = 0$.

meV (where $J_1 \sim 17$ meV) [25]. The spectral weight is concentrated in the extend BZ but does not peak at any specific \mathbf{Q} point, although at 0.75 meV additional peak appears at the midpoints of the extended BZ edges. These results agree with our $S^{xx}(\mathbf{Q})$ calculation for the magnetically disordered state [Fig. 3(a)]. The experimental spectra also contain a small but finite weight at the Γ point, which could result from the DM interaction. We note, however, that the experimental intensity integrated up to 11 meV contains only $\sim 20\%$ of the total spectral weight. A more detailed theory-experiment comparison would require direct calculations of $S^{\alpha\beta}(\mathbf{Q}, \omega)$.

In conclusion, we have studied the interplay between further-neighbour exchange and Dzyaloshinskii-Moriya interaction on the kagome lattice. The phase diagram of the J_1 - J_2 - D_z model is shown to contain various novel states of matter, including a $\mathbf{Q} = 0$, 120° antiferromagnetic long-range order, as well as gapped and gapless quantum spin liquids. A small variation of the parameters near the phase transition boundary could potentially account for the distinct properties observed in different kagome materials. The phase diagram thereby serves as a benchmark for determining the importance of these additional perturbations. Studying the dynamical properties in different parts of the phase diagram and making further connection to inelastic neutron or x-ray scattering measurements would be important for future research.

The authors acknowledge discussions with Keun Hyuk Ahn, Hong-Chen Jiang, and Zhenyue Zhu. C.C.C. is

supported by the Aneesur Rahman Postdoctoral Fellowship at Argonne National Laboratory, operated by the U.S. Department of Energy (DOE) Contract No. DE-AC02-06CH11357. R.R.P.S. is supported by the National Science Foundation Grant No. DMR-1306048. T.F.S. and M.v.V are supported by the U.S. DOE, Office of Basic Energy Sciences, under Award No. DE-FG02-03ER46097, and by the Institute for Nanoscience, Engineering and Technology at Northern Illinois University. This research used resources of the National Energy Research Scientific Computing Center, supported by the U.S. DOE under Contract No. DE-AC02-05CH11231.

-
- [1] A. P. Ramirez, *Annu. Rev. Mater. Sci.* **453**, 24 (1994).
 - [2] H. T. Diep, ed., *Frustrated Spin Systems*, 1st ed. (World Scientific Publishing Co Inc., 2005).
 - [3] C. Lacroix, P. Mendels, and F. Mila, eds., *Materials, Experiments, Theory*, 1st ed., Springer Series in Solid-State Sciences, Vol. 164 (Springer-Verlag Berlin Heidelberg, New York, 2011) p. 682.
 - [4] L. Balents, *Nature* **464**, 199 (2010).
 - [5] C. Zeng and V. Elser, *Phys. Rev. B* **42**, 8436 (1990).
 - [6] S. Sachdev, *Phys. Rev. B* **45**, 12377 (1992).
 - [7] P. W. Leung and V. Elser, *Phys. Rev. B* **47**, 5459 (1993).
 - [8] T. Nakamura and S. Miyashita, *Phys. Rev. B* **52**, 9174 (1995).
 - [9] P. Lecheminant, B. Bernu, C. Lhuillier, L. Pierre, and P. Sindzingre, *Phys. Rev. B* **56**, 2521 (1997).
 - [10] H. C. Jiang, Z. Y. Weng, and D. N. Sheng, *Phys. Rev. Lett.* **101**, 117203 (2008).
 - [11] S. Yan, D. A. Huse, and S. R. White, *Science* **332**, 1173 (2011).
 - [12] S. Depenbrock, I. P. McCulloch, and U. Schollwöck, *Phys. Rev. Lett.* **109**, 067201 (2012).
 - [13] C. Waldmann, H.-U. Everts, B. Bernu, C. Lhuillier, P. Sindzingre, P. Lecheminant, and L. Pierre, *Eur. Phys. J. B.* **2**, 501 (1998).
 - [14] P. Li, H. Su, and S.-Q. Shen, *Phys. Rev. B* **76**, 174406 (2007).
 - [15] R. R. P. Singh and D. A. Huse, *Phys. Rev. B* **77**, 144415 (2008).
 - [16] A. M. Läuchli, J. Sudan, and E. S. Sørensen, *Phys. Rev. B* **83**, 212401 (2011).
 - [17] S. Nishimoto, S. Naokazu, and H. Chisa, *Nat. Commun.* **4**, 2287 (2013).
 - [18] H.-C. Jiang, Z. Wang, and L. Balents, *Nat. Phys.* **8**, 902 (2012).
 - [19] R. S. W. Braithwaite, K. Mereiter, W. H. Paar, and A. M. Clark, *Mineral. Mag.* **68**, 527 (2004).
 - [20] M. P. Shores, E. A. Nytko, B. M. Bartlett, and D. G. Nocera, *J. Am. Chem. Soc.* **127**, 13462 (2005).
 - [21] O. Ofer, A. Keren, E. A. Nytko, M. P. Shores, B. M. Bartlett, D. G. Nocera, C. Baines, and A. Amato, *arXiv:0610540*.
 - [22] P. Mendels, F. Bert, M. A. de Vries, A. Olariu, A. Harrison, F. Duc, J. C. Trombe, J. S. Lord, A. Amato, and C. Baines, *Phys. Rev. Lett.* **98**, 077204 (2007).
 - [23] J. S. Helton, K. Matan, M. P. Shores, E. A. Nytko, B. M. Bartlett, Y. Yoshida, Y. Takano, A. Suslov, Y. Qiu, J.-H. Chung, D. G. Nocera, and Y. S. Lee, *Phys. Rev. Lett.* **98**, 107204 (2007).
 - [24] S.-H. Lee, H. Kikuchi, Y. Qiu, B. Lake, Q. Huang, K. Habicht, and K. Kiefer, *Nat. Mater.* **6**, 853 (2007).
 - [25] T.-H. Han, J. S. Helton, S. Chu, D. G. Nocera, J. A. Rodriguez-Rivera, C. Broholm, and Y. S. Lee, *Nature* **492**, 406 (2012).
 - [26] M. Rigol and R. R. P. Singh, *Phys. Rev. Lett.* **98**, 207204 (2007).
 - [27] M. Rigol and R. R. P. Singh, *Phys. Rev. B* **76**, 184403 (2007).
 - [28] A. Zorko, S. Nellutla, J. van Tol, L. C. Brunel, F. Bert, F. Duc, J.-C. Trombe, M. A. de Vries, A. Harrison, and P. Mendels, *Phys. Rev. Lett.* **101**, 026405 (2008).
 - [29] O. Cépas, C. M. Fong, P. W. Leung, and C. Lhuillier, *Phys. Rev. B* **78**, 140405 (2008).
 - [30] I. Rousochatzakis, S. R. Manmana, A. M. Läuchli, B. Normand, and F. Mila, *Phys. Rev. B* **79**, 214415 (2009).
 - [31] O. Ofer and A. Keren, *Phys. Rev. B* **79**, 134424 (2009).
 - [32] T. Han, S. Chu, and Y. S. Lee, *Phys. Rev. Lett.* **108**, 157202 (2012).
 - [33] S. Dommange, M. Mambrini, B. Normand, and F. Mila, *Phys. Rev. B* **68**, 224416 (2003).
 - [34] M. J. Rozenberg and R. Chitra, *Phys. Rev. B* **78**, 132406 (2008).
 - [35] E. A. Nytko, J. S. Helton, P. Miller, and D. G. Nocera, *J. Am. Chem. Soc.* **130**, 2922 (2008).
 - [36] L. Marcipar, O. Ofer, A. Keren, E. A. Nytko, D. G. Nocera, Y. S. Lee, J. S. Helton, and C. Baines, *Phys. Rev. B* **80**, 132402 (2009).
 - [37] R. H. Colman, F. Bert, D. Boldrin, A. D. Hillier, P. Manuel, P. Mendels, and A. S. Wills, *Phys. Rev. B* **83**, 180416 (2011).
 - [38] J. A. Quilliam, F. Bert, R. H. Colman, D. Boldrin, A. S. Wills, and P. Mendels, *Phys. Rev. B* **84**, 180401 (2011).
 - [39] H. Yoshida, Y. Michiue, E. Takayama-Muromachi, and M. Isobe, *J. Mater. Chem.* **22**, 18793 (2012).
 - [40] M. Yoshida, Y. Okamoto, M. Takigawa, and Z. Hiroi, *J. Phys. Soc. Jpn.* **82**, 013702 (2013).
 - [41] T. Ono, K. Morita, M. Yano, H. Tanaka, K. Fujii, H. Uekusa, Y. Narumi, and K. Kindo, *Phys. Rev. B* **79**, 174407 (2009).
 - [42] K. Matan, T. Ono, Y. Fukumoto, T. J. Sato, J. Yamaura, M. Yano, K. Morita, and H. Tanaka, *Nat. Phys.* **6**, 865 (2010).
 - [43] K. Katayama, N. Kurita, and H. Tanaka, *arXiv:1412.5770*.
 - [44] Y. Iqbal, H. O. Jeschke, J. Reuther, R. Valenti, I. I. Mazin, M. Greiter, and R. Thomale, *arXiv:1506.03436*.
 - [45] I. Dzyaloshinsky, *J. Phys. Chem. Solids* **4**, 241 (1958).
 - [46] T. Moriya, *Phys. Rev.* **120**, 91 (1960).
 - [47] H. Nakano and T. Sakai, *J. Phys. Soc. Jpn.* **80**, 053704 (2011).
 - [48] L. Shekhtman, O. Entin-Wohlman, and A. Aharony, *Phys. Rev. Lett.* **69**, 836 (1992).
 - [49] Y. F. Cheng, O. Cépas, P. W. Leung, and T. Ziman, *Phys. Rev. B* **75**, 144422 (2007).
 - [50] A. W. Sandvik, *AIP Conf. Proc.* **1297**, 135 (2010).
 - [51] V. Hernandez, J. E. Roman, and V. Vidal, *ACM Trans. Math. Software* **31**, 351 (2005).
 - [52] S. Balay, W. D. Gropp, L. C. McInnes, and B. F. Smith, in *Modern Software Tools in Scientific Computing*, edited by E. Arge, A. M. Bruaset, and H. P. Langtangen

(Birkhäuser Press, 1997) pp. 163–202.

- [53] D. A. Huse, Phys. Rev. B **37**, 2380 (1988).
- [54] H. Neuberger and T. Ziman, Phys. Rev. B **39**, 2608 (1989).
- [55] T. Tay and O. I. Motrunich, Phys. Rev. B **84**, 020404 (2011).
- [56] R. Suttner, C. Platt, J. Reuther, and R. Thomale, Phys. Rev. B **89**, 020408 (2014).
- [57] Y. Iqbal, D. Poilblanc, and F. Becca, Phys. Rev. B **91**, 020402 (2015).
- [58] S.-S. Gong, W. Zhu, L. Balents, and D. N. Sheng, Phys. Rev. B **91**, 075112 (2015).
- [59] F. Kolley, S. Depenbrock, I. P. McCulloch, U. Schollwöck, and V. Alba, Phys. Rev. B **91**, 104418 (2015).
- [60] A. B. Harris, C. Kallin, and A. J. Berlinsky, Phys. Rev. B **45**, 2899 (1992).
- [61] M. Spenke and S. Guertler, Phys. Rev. B **86**, 054440 (2012).
- [62] Z. Liu, J.-W. Mei, and F. Liu, arXiv:1411.3026.
- [63] A. Kuroda and S. Miyashita, J. Phys. Soc. Jpn. **64**, 4509 (1995).
- [64] S. Bekhechi and B. W. Southern, Phys. Rev. B **67**, 144403 (2003).
- [65] A. L. Chernyshev and M. E. Zhitomirsky, Phys. Rev. Lett. **113**, 237202 (2014).
- [66] O. Götze and J. Richter, Phys. Rev. B **91**, 104402 (2015).
- [67] T.-H. Han, J. Singleton, and J. A. Schlueter, Phys. Rev. Lett. **113**, 227203 (2014).
- [68] M. Elhajal, B. Canals, and C. Lacroix, Phys. Rev. B **66**, 014422 (2002).
- [69] H. O. Jeschke, F. Salvat-Pujol, E. Gati, N. H. Hoang, B. Wolf, M. Lang, J. A. Schlueter, and R. Valenti, arXiv:1412.4468.
- [70] P. W. Anderson, Phys. Rev. **86**, 694 (1952).
- [71] B. Bernu, C. Lhuillier, and L. Pierre, Phys. Rev. Lett. **69**, 2590 (1992).
- [72] T. Yildirim and A. B. Harris, Phys. Rev. B **73**, 214446 (2006).
- [73] L. Messio, O. Cépas, and C. Lhuillier, Phys. Rev. B **81**, 064428 (2010).
- [74] P. Sindzingre and C. Lhuillier, Europhys. Lett. **88**, 27009 (2009).
- [75] S. Mohakud, H. Hijii, S. Miyashita, and S. K. Pati, J. Phys. Chem. Solids **73**, 374 (2012).
- [76] S. Ryu, O. I. Motrunich, J. Alicea, and M. P. A. Fisher, Phys. Rev. B **75**, 184406 (2007).
- [77] W.-J. Hu, S.-S. Gong, F. Becca, and D. N. Sheng, arXiv:1505.0627.
- [78] A. M. Läuchli and C. Lhuillier, arXiv:0901.1065.

Supplemental Material: The many faces of quantum kagome materials: Interplay of further-neighbour exchange and Dzyaloshinskii-Moriya interaction

Tsezar F. Seman,^{1,2} Cheng-Chien Chen,² Rajiv R. P. Singh,³ and Michel van Veenendaal^{1,2}

¹*Department of Physics, Northern Illinois University, DeKalb, Illinois 60115, USA*

²*Advanced Photon Source, Argonne National Laboratory, Argonne, Illinois 60439, USA*

³*Department of Physics, University of California, Davis, California 95616, USA*

In this *Supplemental Material*, we describe the details of exact diagonalization for solving the J_1 - J_2 kagome Heisenberg model with z -axis Dzyaloshinskii-Moriya interaction. The calculations are performed with full periodic boundary conditions on clusters of size $N \equiv 3 \times N_1 \times N_2$, ranging from $N = 15$ to 42. The employed cluster geometries are shown in Fig. S1, while the lattice basis vectors remain in agreements with Ref. [1]. Where possible, clusters with a higher point group symmetry are chosen; for example, both $N = 27$ and 36 clusters have the full spatial symmetry of the kagome lattice. Also, the preference is given to cluster geometry with the lowest possible ground-state energy.

One exception to our single choice of cluster for a given N occurs at $N = 18$. This is because the cluster “18a” has a higher point-group symmetry, while “18b” has a lower ground-state energy. Due to finite-size effects, the resulting spin-gap values seem to vary more substantially on the $N = 18$ clusters, although the effects of J_2 and D_z on the gap trends are similar. Therefore, we have considered both “18a” and “18b”, by showing the averaged spin gaps and ground-state energies in the main text.

After deciding on the cluster size and geometry, we utilize translational symmetry and $S_{\text{total}}^z \equiv \sum_i S_i^z$ conservation to construct the Hamiltonian matrix on a basis of translation operator eigenstates with a fixed S_{total}^z [2]. The ground state resides in the $S_{\text{total}}^z = 0$ sector with “momentum quantum number” $\mathbf{Q} = (\frac{2\pi k_1}{N_1}, \frac{2\pi k_2}{N_2})$, where $k_i \in \{0, 1, \dots, N_i - 1\}$. We need to diagonalize the matrix in each momentum sector to obtain the true ground state. For $N = 42$, we restrict ourself to the $\mathbf{Q} = (0, 0)$ sector, which is indeed the ground-state sector close to the magnetic transition points for all smaller clusters under study. In this case, C_2 -rotation and Z_2 -spin-inversion symmetries are applied to further reduce the Hilbert space size from the original size ~ 538 billion to the manageable size of 9,611,848,877 in the C_2 -rotation even and Z_2 -spin-inversion odd sector for diagonalization.

In our large-scale sparse-matrix diagonalization, we use distributed memory parallelization based on message passing interfere, as well as the SLEPc [3] library for matrix-eigenvalue problem and the PETSc [4] library for distributed vector and matrix operations. The Krylov-Schur [5] iterative algorithm chosen for the matrix diagonalization is an improved variation of the Arnoldi method with optimized implicit restarting and ability to obtain multiple degenerate eigenstates.

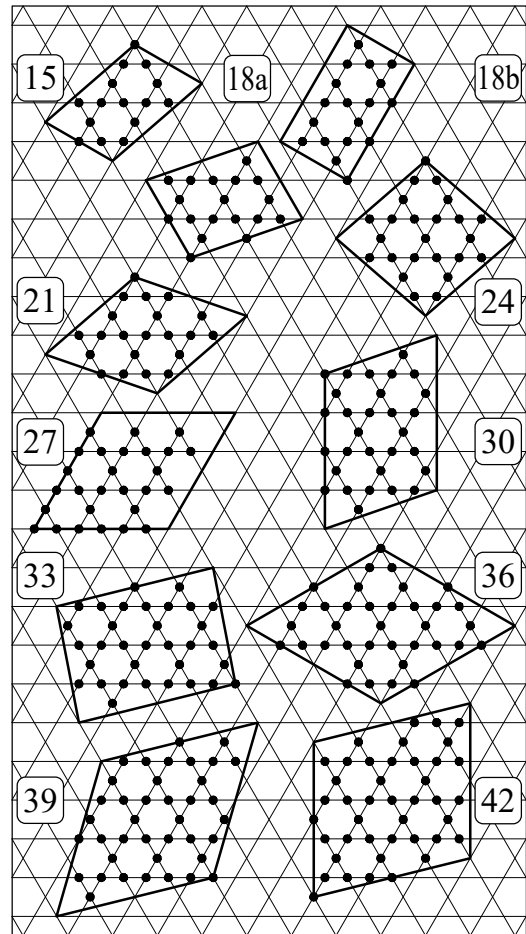


FIG. S1. Kagome clusters of different sizes employed in the exact diagonalization calculations. The black dots denote the choice of spin sites.

-
- [1] A. M. Läuchli, J. Sudan, and E. S. Sørensen, *Phys. Rev. B* **83**, 212401 (2011).
 - [2] A. W. Sandvik, *AIP Conf. Proc.* **1297**, 135 (2010).
 - [3] V. Hernandez, J. E. Roman, and V. Vidal, *ACM Trans. Math. Software* **31**, 351 (2005).
 - [4] S. Balay, W. D. Gropp, L. C. McInnes, and B. F. Smith, in *Modern Software Tools in Scientific Computing*, edited by E. Arge, A. M. Bruaset, and H. P. Langtangen (Birkhäuser Press, 1997) pp. 163–202.
 - [5] G. W. Stewart, *SIAM J. Matrix Anal. Appl.* **23**, 601 (2001).