

# Pion and proton form factors in the Regge description of electroproduction $p(e, e'\pi^+)n$

Tae Keun Choi\*

Department of Physics, Yonsei University, Wonju, 220-710, Korea

Kook Jin Kong<sup>†</sup> and Byung Geel Yu<sup>‡</sup>

Research Institute of Basic Sciences, Korea Aerospace University, Goyang, 412-791, Korea

(ΩDated: March 12, 2019)

Electroproduction of  $\pi^+$  above the resonance region is analyzed in the Regge model for  $\pi + \rho$  exchanges. Importance of the roles of pion and proton form factors in the process is discussed in comparison with existing models of Kaskulov and Mosel, and of Vrancx and Ryckebusch. It is shown that the present model with proton form factor of a simple dipole-type yields a better description of DESY and JLab data over those models for high  $Q^2$  and  $-t$  region up to 5 GeV<sup>2</sup>.

Recent experiment on electroproduction of  $\pi^+$  from JLab has drawn attention for the data from the experiment cover a wide range of photon momentum transfer  $Q^2$  at high energy  $W$  [1–3]. Analyses of electroproduction data have shown that the cross sections of the process are largely determined by the pion and nucleon electromagnetic form-factors that include information about the hadron structure [4–6]. Therefore, electroproduction plays the role not only to understand the production mechanism but also to test various sorts of form factors originated either from phenomenological or from some theoretical basis on the QCD [5, 7].

One interesting feature of the process is that empirical data at large momentum transfer  $Q^2$  and high energy  $W$  require a large contribution of the  $s$ -channel proton pole to the transverse cross section  $d\sigma_T/dt$  in order to reproduce a set of four separated differential cross sections,

$$2\pi \frac{d\sigma}{dt d\phi} = \frac{d\sigma_T}{dt} + \epsilon \frac{d\sigma_L}{dt} + \epsilon \frac{d\sigma_{TT}}{dt} \cos 2\phi + \sqrt{2\epsilon(\epsilon+1)} \frac{d\sigma_{LT}}{dt} \cos \phi, \quad (1)$$

in a consistent manner. The longitudinal cross section  $d\sigma_L/dt$  follows the pion-pole dominance with the form factor  $F_\pi(Q^2)$  of the monopole type from  $\rho$ -meson dominance, as expected from

$$d\sigma_L \propto |g_{\pi NN} F_\pi(Q^2)|^2. \quad (2)$$

For an enhancement of  $s$ -channel exchange, therefore, in the Regge model for  $t$ -channel meson exchange, Kaskulov and Mosel (KM) [5] introduced  $s$ -dependence of charge form factor  $F_s$  to the proton pole term to implement contributions of  $N^*$  resonances based on the Bloom-Gilman duality [8], i.e.,

$$F_s(Q^2, s) = \frac{\int_{M_p^2}^{\infty} ds_i \frac{s_i^{-\beta}}{s-s_i+i0^+} \left(1 + \xi \frac{Q^2}{s_i}\right)^{-2}}{\int_{M_p^2}^{\infty} ds_i \frac{s_i^{-\beta}}{s-s_i+i0^+}}, \quad (3)$$

which results in Eq. (43) of Ref [5] for use. Within the framework similar to KM, Vrancx and Ryckebusch (VR) showed a fit of cross sections using the proton charge form factor  $F_s$  of the dipole type [6],

$$F_p(Q^2, s) = (1 + Q^2/\Lambda_{\gamma pp^*}^2(s))^{-2}, \quad (4)$$

in which case the cutoff mass has the energy  $s$ -dependence.

As shown in Ref. [6], however, validity of such form factors of proton in these works are questioned for large  $-t$  region, in particular, of the very recent data [3].

In this work we investigate the process,

$$\gamma^*(k) + p(p) \rightarrow \pi^+(q) + n(p') \quad (5)$$

based on an extension of our previous works [9] to electroproduction. Our purpose here is to find another set of parameters possible for pion and proton charge form factors to fit to cross sections. Avoiding complication in the parameterization of proton charge form factor as in Eqs. (3) and (4), we reconsider the proton form factor of simple dipole type as in Eq. (4), but now with a constant cutoff mass to be adjusted. We then examine whether it is valid up to  $-t \approx 5$  GeV<sup>2</sup> at  $Q^2$  large and high energy  $W$ .

For clarity we work with a simple model consisting of  $\pi + \rho$  Regge pole exchanges. In order to maintain gauge invariance of the production amplitude, Gross-Riska prescription [10] has been used for proton and pion charge form factors to constrain respective longitudinal components coupling to virtual photon. Thus, the production amplitude is written as

$$\mathcal{M} = \bar{u}_N(p') \sqrt{2} [\mathcal{M}_{s,p} + \mathcal{M}_{t,\pi} + \mathcal{M}_{t,\rho}] u_N(p) \quad (6)$$

with

$$i\mathcal{M}_{s,p} = e g_{\pi NN} \gamma_5 \frac{(\not{p} + \not{k} + M_p)}{s - M_p^2} \tilde{F}_1(Q^2) \not{\epsilon}, \quad (7)$$

$$i\mathcal{M}_{t,\pi} = e g_{\pi NN} \tilde{F}_\pi(Q^2) \frac{(2q - k) \cdot \epsilon}{t - m_\pi^2} \gamma_5, \quad (8)$$

$$i\mathcal{M}_{t,\rho} = g_{\gamma\rho\pi} g_{\rho NN} F_\rho(Q^2) \epsilon^{\mu\nu\alpha\beta} \frac{\epsilon_\mu k_\nu q'_\alpha}{t - m_\rho^2}$$

\*Electronic address: tkchoi@yonsei.ac.kr

<sup>†</sup>E-mail: kong@kau.ac.kr

<sup>‡</sup>E-mail: bgyu@kau.ac.kr

$$\times \left( \gamma_\beta + \frac{\kappa_\rho}{4M_p} [\gamma_\beta, \not{q}'] \right) \quad (9)$$

where  $\tilde{F}_1(Q^2)\not{\epsilon}$  and  $\tilde{F}_\pi(Q^2)(2q-k) \cdot \epsilon$  are

$$(F_1(k^2) - F_1(0)) \left( \not{\epsilon} - \not{k} \frac{k \cdot \epsilon}{k^2} \right) + F_1(0)\not{\epsilon}, \quad (10)$$

$$(F_\pi(k^2) - F_\pi(0))(2q-k) \cdot \left( \epsilon - k \frac{k \cdot \epsilon}{k^2} \right) + F_\pi(0)(2q-k) \cdot \epsilon, \quad (11)$$

respectively.  $Q^2 = -k^2$  is virtual photon momentum and  $q' = q - k$  is the  $t$ -channel momentum transfer. The gauge-invariant  $\rho$  meson exchange is denoted by  $\mathcal{M}_{t,\rho}$  with the transition form factor  $F_\rho(Q^2)$  [5] at the  $\gamma\rho\pi$  coupling vertex with the coupling constant  $g_{\gamma\rho\pi} = 0.22 \text{ GeV}^{-1}$  and  $\Lambda_\rho = m_\omega^2$ . For meson-baryon coupling constants we use  $g_{\pi NN} = 13.4$  and  $g_{\rho NN} = 3.4$  with  $\kappa_\rho = 6.1$ .

To reggeize the  $t$ -channel meson exchange, we simply replace the Feynmann pole with the Regge pole which is collectively written as,

$$\mathcal{R}^\varphi(s, t) = \frac{\pi\alpha'_\varphi}{\Gamma(\alpha_\varphi(t) + 1 - J)} \frac{\frac{1}{2}((-1)^J + e^{-i\pi\alpha_\varphi})}{\sin \pi\alpha_\varphi(t)} \left( \frac{s}{s_0} \right)^{\alpha_\varphi(t) - J} \quad (12)$$

for the meson  $\varphi$  of arbitrary spin  $J$ . In the present work we use the complex phase  $e^{-i\pi\alpha(t)}$  for both  $\pi$  and  $\rho$  exchanges with the trajectories

$$\alpha_\pi(t) = 0.7(t - m_\pi^2), \quad (13)$$

$$\alpha_\rho(t) = 0.83t + 0.53, \quad (14)$$

respectively.

Let us now discuss how to choose pion and proton charge form factors in Eqs. (10) and (11) which are substantial to model the  $\pi^+$  electroproduction process. In the small  $-t$  and low  $Q^2$  region (see Fig. 2 below for instance), cross section data show the longitudinal cross section  $d\sigma_L/dt$  large in comparison to others. This is a manifestation of the dominance of the pion exchange with the charge form factor,

$$F_\pi(Q^2) = \frac{1}{1 + Q^2/\Lambda_\pi^2}, \quad (15)$$

which is parameterized as a monopole-type from the vector meson dominance. The cutoff mass is, therefore,  $\Lambda_\pi = m_\rho$ , which is somewhat larger than  $\Lambda_\pi = 0.71 \text{ GeV}$  fitted to the measurement of on-shell form factor in the elastic  $eN$  scattering process. In the  $\gamma^*p \rightarrow \pi^+n$  process, however, the pion exchange proceeds via off-shell propagation we, thus, consider  $\Lambda_\pi$  as a fit-parameter to vary in the range  $0.6 \sim 0.8 \text{ GeV}$  in this work.

The proton exchange in the  $s$ -channel, though added to restore gauge invariance, plays a role in the transverse

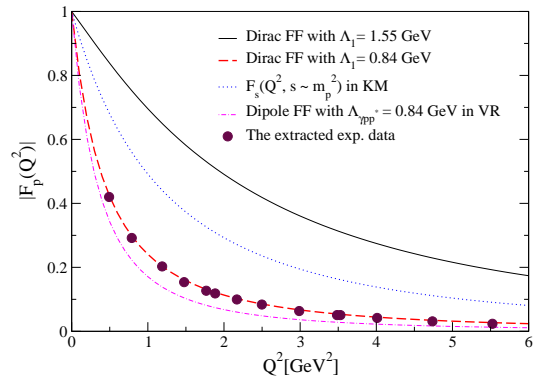


FIG. 1: (Color online) The  $Q^2$ -dependence of proton charge form factors used in models of Refs [5, 6] and present work. The curves from KM and VR are estimated at  $s = M_p^2$ .

cross section  $d\sigma_T/dt$  which corresponds to photoproduction of  $\pi^+$  at photon point  $Q^2 = 0$ . It is reasonable to assume  $N^*$  contributions in the resonance region [5, 6]. The  $Q^2$  dependence of proton form factor called Dirac form factor  $F_1(Q^2)$  is determined from the Sachs electric and magnetic form factors  $G_E(Q^2)$  and  $G_M(Q^2)$  by the relations,

$$F_1(Q^2) = \frac{G_E(Q^2) + \tau G_M(Q^2)}{1 + \tau} \quad (16)$$

where  $\tau(Q^2) = Q^2/4M_p^2$  and  $F_1(0) = 1$ . In the measurement of the on-shell form factors of nucleon  $G_E(Q^2)$  and  $G_M(Q^2)$  are applied and parameterized as

$$G_E(Q^2) = G_D(Q^2), \quad G_M(Q^2) = \mu_p G_D(Q^2) \quad (17)$$

where

$$G_D(Q^2) = (1 + Q^2/\Lambda_1^2)^{-2} \quad (18)$$

of the dipole type with  $\Lambda_1^2 = 0.71 \text{ GeV}^2$  fitted to empirical data [11].  $G_E(0) = 1$  and  $G_M(0) = \mu_p = 2.793$  normalized for the proton state. As mentioned in the beginning we adopt in this work the proton charge form factor  $F_1(Q^2)$  given in Eq. (16) together with Eqs. (17), and (18) above. Note that by definition Eq. (16) followed by Eqs. (17) and (18) the proton charge form factor  $F_1(Q^2)$  in this work differs not only by the cutoff mass  $\Lambda_{\gamma pp^*}(s)$  but also by the overall factor  $\left( \frac{1+\tau\mu}{1+\tau} \right)$  from that of VR [6] given in Eq. (4).

In Fig. 1 we present  $Q^2$ -dependence of proton charge form factors  $F_1(Q^2)$  adopted in models of KM, VR and the present work for comparison. Dashed line describes form factor  $F_1(Q^2)$  in Eq. (18) with  $\Lambda_1 = 0.84 \text{ GeV}$  which is in good agreement with experimental data of Ref. [12, 13]. Dotted line is from the transition form factor  $F_s(Q^2, s \rightarrow M_p^2)$  in KM model (Eq. (43) of Ref [5]), while the dash-dotted line is from the form factor in Eq. (4) for VR model. The solid line results from Dirac form factor  $F_1(Q^2)$  with  $\Lambda_1 = 1.55 \text{ GeV}$  used in the present work.

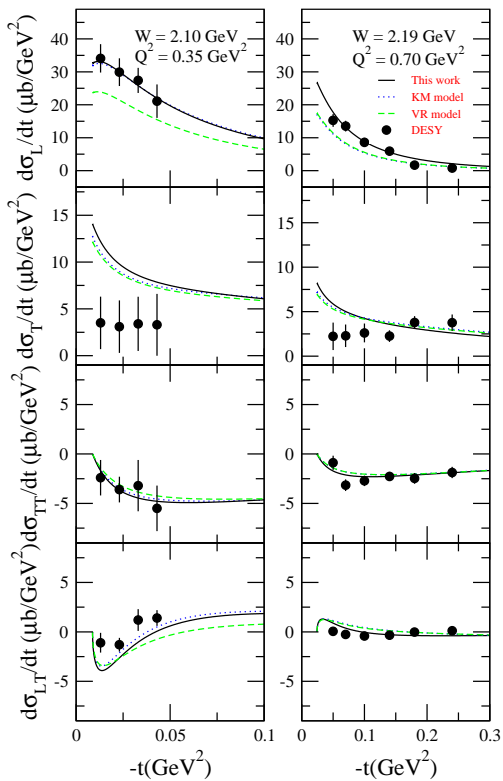


FIG. 2: (Color online) Differential cross sections at very forward angle  $-t < 0.3 \text{ GeV}^2$  and small  $Q^2$ . Solid line results from the present work with  $\Lambda_\pi = 0.78 \text{ GeV}$  and  $\Lambda_1 = 1.55 \text{ GeV}$ . Dotted line is from KM model with  $\Lambda_\pi = 0.775$ (left),  $0.63$ (right)  $\text{GeV}$  and  $F_s(Q^2, s)$  in Eq. (43) in Ref. [5]. Dashed line is from VR model with  $\Lambda_\pi = 0.655 \text{ GeV}$  and  $F_p(Q^2, s)$  in Eq. (4). Data are taken from Ref. [14] for  $Q^2 = 0.35 \text{ GeV}^2$  and from Ref. [15] for  $Q^2 = 0.7 \text{ GeV}^2$  (DESY).

While the difference of proton form factor between models are apparent, cutoff mass  $\Lambda_\pi$  based on the pion form factor in Eq. (15) common in models should be different from each other for an agreement with experiment. KM divided the cutoff mass into three parts;  $\Lambda_\pi = 0.775 \text{ GeV}$  for  $Q^2 < 0.4 \text{ GeV}^2$ ,  $0.63 \text{ GeV}$  for  $0.6 < Q^2 < 1.5 \text{ GeV}^2$ , and  $0.68 \text{ GeV}$  for  $Q^2 > 1.5 \text{ GeV}^2$ . VR fixed  $\Lambda_\pi = 0.655 \text{ GeV}$  regardless of  $Q^2$  range with a smaller coupling constant  $g_{\pi NN} = 13.0$ . We use  $\Lambda_\pi = 0.78 \text{ GeV}$  for DESY data and  $\Lambda_\pi = 0.65 \text{ GeV}$  for JLab data with the coupling constants concerning with  $\pi$  and  $\rho$  the same as those of KM.

Figure 2 shows four differential cross sections resulting from KM, VR, and this work for small  $-t$  and  $Q^2$  region. Note that these model predictions are made within our simple framework of proton  $+\pi+\rho$  exchanges neglecting higher spin meson exchange employed in KM and VR models which is by two orders of magnitude smaller than  $\pi+\rho$ . Therefore, the difference between models are basically the difference of proton form factors together with cutoff  $\Lambda_\pi$  as discussed above. In this analysis we use the cutoff mass  $\Lambda_1 = 1.55 \text{ GeV}$  fixed to whole range of  $Q^2$

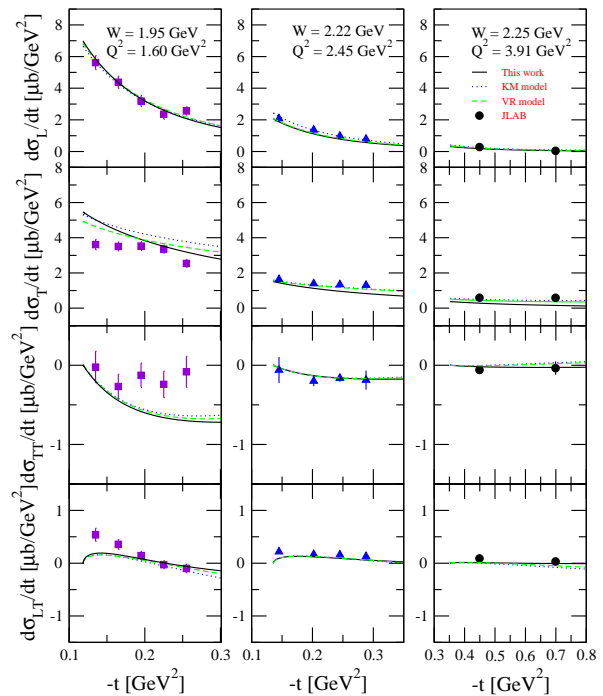


FIG. 3: (Color online) Differential cross sections at forward angle  $-t < 1$  and  $Q^2$  up to  $4 \text{ GeV}^2$ . Solid line results from the present work with  $\Lambda_\pi = 0.65 \text{ GeV}$  and  $\Lambda = 1.55 \text{ GeV}$ . Notations are the same as in Fig. 2 for the dotted line with  $\Lambda_\pi = 0.68 \text{ GeV}$  and dashed line with  $\Lambda_\pi = 0.655 \text{ GeV}$ . Data are taken from the  $F\pi$ -1 [16] (squares),  $F\pi$ -2 [1, 17] (triangles), and  $\pi$ -CT [2] (circles) experiments at JLab.

and  $-t$  for the proton form factor in Eq. (16), while VM used  $\Lambda_{\gamma pp^*}(s) = 0.84 + (2.19 - 0.84)(1 - M_p^2/s)(\text{GeV})$ . The KM form factor would yield to  $\Lambda_1 \approx 1.48 \text{ GeV}$  in the limit of  $s \rightarrow M_p^2$ , as estimated in correspondence with the same form factor of VM [6]. Thus, all the cutoff masses for proton form factor in these models are almost two times larger than the  $\Lambda_1 = 0.84 \text{ GeV}$  fitted to on-shell form factor from experimental data, suggestive of  $N^*$  contribution, or off-shell effect in the  $s$ -channel.

At high- $Q^2$  region, JLab data for small  $-t$  and large  $-t$  are presented in Fig. 3 and Fig. 4. Our model reproduces these cross sections with a reduced value  $\Lambda_\pi = 0.65 \text{ GeV}$ , while fixing  $\Lambda_p = 1.55 \text{ GeV}$  which is independent on the  $Q^2$  and  $-t$  momentum transfer.

The change of  $\Lambda_\pi$  to a variation of  $Q^2$  can be understood as a change in the measurement of the charge radius of pion,

$$\langle r_\pi^2 \rangle = -6 \left. \frac{dF_\pi}{dQ^2} \right|_{Q^2=0} = 6/\Lambda_\pi^2, \quad (19)$$

which reads  $\langle r_\pi^2 \rangle = 0.384 \text{ fm}^2$  for  $\Lambda_\pi = 0.78 \text{ GeV}$  and  $\langle r_\pi^2 \rangle = 0.55 \text{ fm}^2$  for  $\Lambda_\pi = 0.65 \text{ GeV}$ . This is sensible because the size of pion will increase in accordance with higher resolution as  $Q^2$  increases.

Based on the present model with cutoff masses consistent with DESY and JLab data we analyze the unsepa-

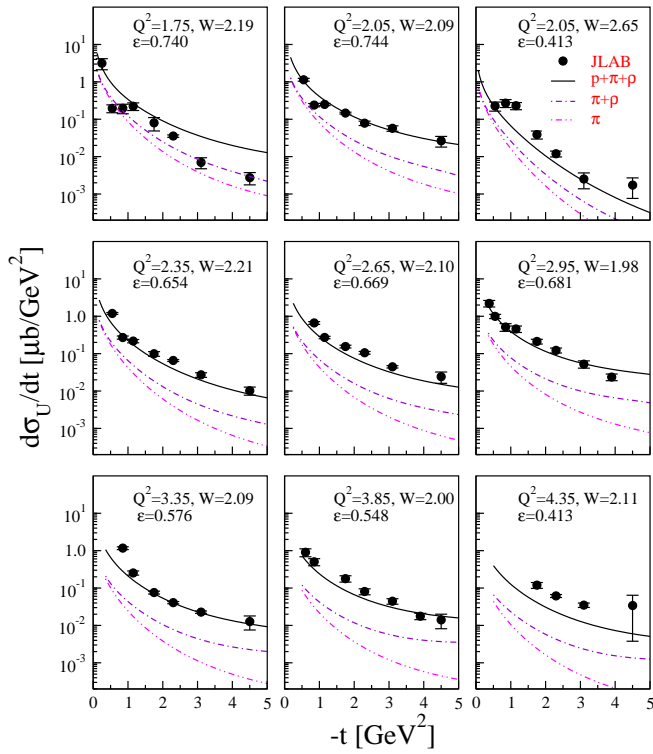


FIG. 4: (Color online) Contribution of meson exchange in the unseparated cross section  $d\sigma_U/dt$ . Dash-dot-dotted line is the contribution from  $\pi$  exchange. Dash-dotted line corresponds to the contribution of  $\pi+\rho$ . Solid line results from  $p(\text{proton})+\pi+\rho$  exchanges with  $\Lambda_\pi = 0.65$  GeV, and  $\Lambda_1 = 1.55$  GeV. Data are taken from Ref. [3].

rated cross section

$$d\sigma_U = d\sigma_T + \epsilon d\sigma_L \quad (20)$$

at high  $Q^2$  and large  $-t$  region. We note in Fig. 4 that the contribution of  $\rho$  exchange becomes noticeable in this kinematical region. It should be pointed out that the sign of  $\gamma\rho\pi$  coupling is of importance to reproduce data. A

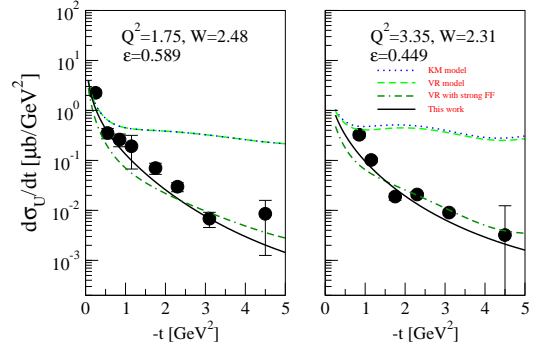


FIG. 5: (Color online)  $-t$  dependence of unseparated cross section  $d\sigma_U/dt$ . Notations are the same as in Fig. 3 for solid, dotted and dashed lines. The dash-dash-dotted line is from the VR model with the inclusion of the strong hadronic form factor given in Eq. (28) of Ref.[6]. Data are taken from Ref. [3].

comparison of model predictions is given in Fig. 5 for the cross section at high  $Q^2$  and  $-t$  up to  $5 \text{ GeV}^2$ . The result verifies the present work to be more reliable to a wider application than others.

This work was partly supported by the grant NRF-2013R1A1A2010504 from National Research Foundation (NRF) of Korea.

- 
- [1] H. P. Blok *et al.*, Phys. Rev. C **78**, 045202 (2008).  
[2] T. Horn *et al.*, Phys. Rev. C **78**, 058201 (2008).  
[3] K. Park *et al.*, Eur. Phys. J. A **49**, 16 (2013).  
[4] M. Guidal, J.-M. Laget, and M. Vanderhaeghen, Phys. Rev. C **61**, 025204 (2000).  
[5] Murat M. Kaskulov and Ulrich Mosel, Phys. Rev. C **81**, 045202 (2010).  
[6] Tom Vrancx and Jan Ryckebusch Phys. Rev. C **89**, 025203 (2014).  
[7] M. Gari and W. Krümpelmann, slac-pub-3398 (1984), Phys. Rev. D **45**, 1817  
[8] E. D. Bloom and F. J. Gilman, Phys. Rev. Lett. **25**, 1140 (1970).  
[9] Byung Geel Yu, Tae Keun Choi, and W. Kim, Phys. Rev. C **83**, 025208 (2011).  
[10] F. Gross and D.O. Riska, Phys. Rev. C **36**, 1928 (1987).  
[11] L.N. Hand, D.G. Miller, and R. Wilson, Rev. Mod. Phys. **35**, 335 (1963).  
[12] C. F. Perdrisat, V. Punjabi, M. Vanderhaeghen Prog. Part.Nucl. Phys. **59**: 694-764,(2007)  
[13] Kelly J. J., Phys. Rev. C **70**, 068202 (2004).  
[14] H. Ackermann, T. Azemoon, W. Gabriel, H.D. Mer-tiens, H.D. Reich and G. Specht, Nucl. Phys. B **137**, 294 (1978).  
[15] P. Brauel, *et al.*, Z. Phys. C **3**, 101 (1979).  
[16] V. Tadevosyan *et al.*, Phys. Rev. C **75**, 055205 (2007).  
[17] T. Horn *et al.*, Phys. Rev. Lett. **97**, 192001 (2006).