

# Variations of the Power-Conditional-Expected-Posterior Prior for Bayesian Variable Selection in Generalized Linear Models

Konstantinos Perrakis<sup>1</sup> Dimitris Fouskakis<sup>2</sup> and Ioannis Ntzoufras<sup>1</sup>

<sup>1</sup>*Department of Statistics, Athens University of Economics and Business*

<sup>2</sup>*Department of Mathematics, National Technical University of Athens*

## Abstract

The power-conditional-expected-posterior (PCEP) prior developed for variable selection in normal regression models combines ideas from the power-prior and expected-posterior prior, relying on the concept of random imaginary data, and provides a consistent variable selection method which leads to parsimonious inference. In this paper we discuss the computational limitations of applying the PCEP prior to generalized linear models (GLMs) and present two PCEP prior variations which are easily applicable to regression models belonging to the exponential family of distributions. We highlight the differences between the initial PCEP prior and the two GLM-based PCEP prior adaptations and compare their properties in the conjugate case of the normal linear regression model. Hyper prior extensions for the PCEP power parameter are further considered. We consider several simulation scenarios and one real data example for evaluating the performance of the proposed methods compared to other commonly used methods. Empirical results indicate that the two GLM-PCEP adaptations lead to parsimonious variable selection inference.

*Keywords: expected-posterior prior, g/hyper-g priors, GLM regression variable selection, objective Bayesian model selection, power prior*

## 1 Introduction

During the last period of years research on Bayesian model selection has largely focused on the choice of suitable and meaningful priors for the parameters of competing models. In particular, a large body of literature has been devoted to the development of default priors for “objective” Bayesian variable selection methods in regression problems, a justifiable

tendency on the ground that typically there is a lack of subjective knowledge about the regression coefficients. In such cases one must rely on objective variable selection procedures which will circumvent: i) the use of proper but diffuse priors which result in posterior model odds that are highly sensitive to the prior variances owing to the Jeffreys-Lindley-Bartlett paradox (Bartlett, 1957; Lindley, 1957) and ii) the use of improper non-informative priors which yield indeterminate posterior odds due to the fact that the unknown normalizing constants do not cancel out in the calculation of Bayes factors.

Objective priors are widely established within the framework of Bayesian variable selection in normal linear regression. A key contribution within this field is the  $g$ -prior of Zellner (1986) which provided the basis for a series of notable studies related to the specification of the hyper-parameter  $g$  (see e.g. Fernández et al., 2001) and to the hyper- $g$  prior extensions developed by Zellner and Siow (1980) and more recently by Liang et al. (2008), Maruyama and George (2011) and Bayarri et al. (2012). A comparison of hyper- $g$  priors focusing on econometric applications can be found in Ley and Steel (2012). In parallel, several authors developed general objective procedures, not necessarily restricted to regression problems, that lead to well defined Bayes factors under improper priors. O’Hagan (1995) introduced the fractional Bayes factor approach based on training samples, while Berger and Perricchi (1996) developed the intrinsic Bayes factor and the intrinsic prior based on the concept of “imaginary” data and on the use of “minimal” training samples. Pérez and Berger (2002) introduced the expected-posterior prior which is a generalization of the intrinsic prior. Stochastic search algorithms for variable selection in normal linear regression using the intrinsic prior and the expected-posterior prior can be found in Casella and Moreno (2006) and Fouskakis and Ntzoufras (2013), respectively. Consistency properties for the posterior distribution under the intrinsic prior and connections to mixtures of  $g$ -priors are investigated in detail in Womack et al. (2014).

A key issue in the procedure of forming sensible and compatible prior distributions is the concept of underlying “imaginary” data. This concept is directly related to the power prior approach (Ibrahim and Chen, 2000) initially developed for historical data. For instance, Zellner’s  $g$ -prior can be expressed as a power prior with a fixed set of imaginary data (Ibrahim and Chen, 2000; Zellner, 1986) and, similarly, that is the case for any mixture of  $g$ -prior, with the difference that additional uncertainty is introduced to the volume of information that the imaginary data contribute. In addition, the mechanism of imaginary data forms the basis of the intrinsic prior (Berger and Perricchi, 1996) and the expected-posterior prior (Pérez and Berger, 2002). Recently, the power prior and the expected-posterior prior approaches were combined and used for applications of variable selection in normal linear regression. Fouskakis et al. (2015) introduced the power-expected-posterior (PEP) prior by applying jointly the power prior and the expected-posterior prior to the regression parameters and the error variance. In Fouskakis and Ntzoufras (2015) the power-conditional-expected-posterior (PCEP) prior is developed by combining the two approaches for the regression parameters conditional on the error variance.

Extending the use of objective priors to the family of generalized linear models (GLMs) is the topic of several rigorous studies which aim to overcome analytical and computational

problems that arise in non-normal GLMs owing to the absence of conjugate relationships. Chen and Ibrahim (2003) introduced a class of conjugate priors based on an initial prior prediction of the data (similar to the concept of imaginary data) associated with a scalar precision parameter. This approach essentially leads to a GLM  $g$ /hyper- $g$  prior analogue where the precision parameter has the role of  $g$ . However, except of the case of the normal linear regression model the prior of Chen and Ibrahim (2003) is not known in closed form. For non-normal GLMs, Chen et al. (2008) propose a Markov chain Monte Carlo (MCMC) sampling-based approach as a general solution. Ntzoufras et al. (2003) considered a unit-information  $g$ -prior (Kass and Wasserman, 1995) for variable selection and link determination in binomial models through reversible-jump MCMC sampling. Bové and Held (2011) applied the conjugate prior of Chen and Ibrahim (2003) to the regression coefficients conditional on the intercept term and used an integrated Laplace approximation for the calculation of the marginal likelihood and a Metropolis-Hastings algorithm for posterior sampling. Several alternative GLM variations of the  $g$ -prior have been proposed, where typically model selection is based on Laplace approximations and posterior inference on MCMC sampling; see for instance Hansen and Yu (2003), Wang and George (2007) and Marin and Robert (2007). Recently, Li and Clyde (2015) introduced the confluent hypergeometric hyper- $g$  prior for GLMs using a Laplace approximation for the evaluation of Bayes factors. Finally, MCMC algorithms for objective Bayesian model selection in probit regression models based on the intrinsic prior can be found in Leon-Novelo et al. (2012).

In this paper we consider extensions of the PCEP prior of Fouskakis and Ntzoufras (2015) for GLM applications. The structure of the paper is as follows. In Section 2 we define the PCEP prior within the GLM framework explaining the relationship to the power prior and the expected-posterior prior, its interpretation and computational advantages, and also discuss feasible MCMC algorithms for non-normal GLMs. In Section 3 we elaborate more on computational issues that arise in non-normal GLMs and present two variations of the PCEP prior which facilitate calculations. The theoretical properties of the two PCEP variants are examined in the conjugate case of the normal linear regression model. In Section 4 we consider hyper prior extensions related to the PCEP power-parameter  $\delta$ . The proposed methods are evaluated and compared to other commonly used approaches under various simulation examples and one real data example in Section 5. A discussion is provided in Section 6.

## 2 Model specification with PCEP in GLMs

### 2.1 Likelihood assumptions

We consider GLMs where we have  $n$  observations of a dependent variable  $Y$ , which follows an exponential family distribution, and a set of potential predictor variables  $X_1, X_2, \dots, X_p$ . The variable selection problem involves selecting an optimal subset from the  $p$  available predictors. Let  $\gamma \in \{0, 1\}^p$  index all  $2^p$  subsets of predictors, serving as a model indicator, and let  $p_\gamma$  denote the size of the  $\gamma$ -th subset. Then, the sampling distribution of the

response vector  $\mathbf{y} = (y_1, \dots, y_n)^T$  under a specific model  $M_\gamma$  is given by

$$f_\gamma(\mathbf{y}|\boldsymbol{\beta}_\gamma, \phi_\gamma) = \prod_{i=1}^n \exp\left(\sum_{i=1}^n \frac{y_i \vartheta_{\gamma(i)} - b(\vartheta_{\gamma(i)})}{a_i(\phi_\gamma)} + \sum_{i=1}^n c(y_i, \phi_\gamma)\right). \quad (2.1)$$

The functions  $a(\cdot)$ ,  $b(\cdot)$  and  $c(\cdot)$  determine the particular distribution of the exponential family. The parameter  $\vartheta_{\gamma(i)}$  is the canonical parameter which regulates the location of the distribution through the relationship  $\vartheta_{\gamma(i)} = \vartheta(\eta_{\gamma(i)}) \equiv g \circ b'^{-1}(\eta_{\gamma(i)})$ , where  $g(\cdot)$  is the link function connecting the mean of the response  $y_i$  with the linear predictor  $\eta_{\gamma(i)} = \mathbf{X}_{\gamma(i)}\boldsymbol{\beta}_\gamma$  and  $g \circ b'^{-1}(\eta_{\gamma(i)})$  is the inverse function of  $g \circ b'(\vartheta_{\gamma(i)}) \equiv g(b'(\vartheta_{\gamma(i)}))$ . Commonly, a canonical  $\vartheta$  function is used, so that  $\vartheta_{\gamma(i)} = \eta_{\gamma(i)}$ . We assume that an intercept term is included in all  $2^p$  models under consideration, so  $\boldsymbol{\beta}_\gamma$  is the  $d_\gamma \times 1$  vector of regression coefficients, where  $d_\gamma = p_\gamma + 1$ , and  $\mathbf{X}_{\gamma(i)}$  is the  $i$ -th row of the  $n \times d_\gamma$  design matrix  $\mathbf{X}_\gamma$  with a vector of 1's in the first column and the  $\gamma$ -th subset of the  $\mathbf{X}_j$ 's in the remaining  $p_\gamma$  columns. The parameter  $\phi_\gamma$  controls the dispersion and the function  $\alpha(\cdot)$  is typically of the form  $\alpha_i(\phi_\gamma) = \phi_\gamma/w_i$ , where the  $w_i$  is a known fixed weight that may either vary or remain constant per observation. In addition, the nuisance parameter  $\phi_\gamma$  is commonly considered as a common parameter across models, therefore we assume throughout that  $\phi_\gamma \equiv \phi$  without loss of generality. Given the above formulation, we have that  $E(y_i) = b'(\vartheta_{\gamma(i)})$  and  $\text{Var}(y_i) = b''(\vartheta_{\gamma(i)})\alpha_i(\phi)$ .

## 2.2 PCEP prior specification

The PCEP prior of Fouskakis and Ntzoufras (2015), initially developed for variable selection in normal linear regression, combines ideas from the power prior approach of Ibrahim and Chen (2000) and the expected-posterior prior proposed in Pérez and Berger (2002). We start this section by introducing the concept of imaginary data, the power prior and the expected-posterior prior, and then proceed with the formulation of the PCEP prior for GLMs.

### 2.2.1 Imaginary data and the power prior

In order to understand the PCEP approach, let us initially consider applying the power prior of Ibrahim and Chen (2000) to a set of imaginary data of size  $n^*$ , denoted by  $\mathbf{y}^* = (y_1^*, y_2^*, \dots, y_{n^*}^*)^T$ . Then, for any model  $M_\gamma$  with sampling distribution  $f_\gamma(\mathbf{y}^*|\boldsymbol{\beta}_\gamma, \phi)$  as defined in (2.1) and a structured “baseline” non-informative prior of the form  $\pi_\gamma^N(\boldsymbol{\beta}_\gamma, \phi) = \pi_\gamma^N(\boldsymbol{\beta}_\gamma|\phi)\pi_\gamma^N(\phi)$ , we can obtain a flexible “baseline-posterior” prior from

$$\pi_\gamma^N(\boldsymbol{\beta}_\gamma, \phi|\delta, \mathbf{y}^*) \propto f_\gamma(\mathbf{y}^*|\boldsymbol{\beta}_\gamma, \phi)^{1/\delta} \pi_\gamma^N(\boldsymbol{\beta}_\gamma|\phi)\pi_\gamma^N(\phi). \quad (2.2)$$

The reasoning in introducing the power-parameter  $\delta$  in the likelihood function of  $\boldsymbol{\beta}_\gamma$  and  $\phi$  is to allow control of the weight that the imaginary data contribute to the “final” posterior distributions of  $\boldsymbol{\beta}_\gamma$  and  $\phi$ . Thinking of the two extreme cases  $\delta = 1$  and  $\delta = n^*$  is informative. When  $\delta = 1$  all  $n^*$  data points contribute, so that the prior in (2.2) is

exactly equal to the posterior distribution of  $\beta_\gamma$  and  $\phi$  after having observed the imaginary data  $\mathbf{y}^*$ . Contrary, when  $\delta = n^*$  the contribution of the imaginary data to the overall posterior is equal to one data point, leading to a minimally-informative prior with a unit-information interpretation (Kass and Wasserman, 1995).

Under the power prior approach in (2.2) the prior of  $\beta_\gamma$  conditional on parameters  $\phi$ ,  $\delta$  and the imaginary data  $\mathbf{y}^*$  is

$$\begin{aligned}\pi_\gamma^N(\beta_\gamma|\phi, \delta, \mathbf{y}^*) &\propto f_\gamma(\mathbf{y}^*|\beta_\gamma, \phi)^{1/\delta} \pi_\gamma^N(\beta_\gamma|\phi) \\ &\propto \exp\left(\sum_{i=1}^{n^*} \frac{y_i^* \vartheta_{\gamma(i)} - b(\vartheta_{\gamma(i)})}{\delta a_i(\phi)}\right) \pi_\gamma^N(\beta_\gamma|\phi).\end{aligned}\quad (2.3)$$

If we assume a reference baseline prior for  $\beta_\gamma$ , i.e.  $\pi_\gamma^N(\beta_\gamma|\phi) \propto 1$ , then, based on standard Bayesian asymptotic theory (Bernardo and Smith, 2000), for  $n^* \rightarrow \infty$  the distribution in (2.3) converges to

$$\widehat{\pi}_\gamma^N(\beta_\gamma|\phi, \delta, \mathbf{y}^*) \approx f_{N_{p_\gamma}}\left(\beta_\gamma; \widehat{\beta}_\gamma^*, \delta(\mathbf{X}_\gamma^{*T} \mathbf{W}_\gamma^* \mathbf{X}_\gamma^*)^{-1}\right), \quad (2.4)$$

where  $\widehat{\beta}_\gamma^*$  is the MLE of  $\beta_\gamma$  for data  $\mathbf{y}^*$  and design matrix  $\mathbf{X}_\gamma^*$ ,  $\mathbf{W}_\gamma^* = \text{diag}(w_{\gamma(i)}^*)$ , with  $w_{\gamma(i)}^* = \left(\frac{\partial \mu_{\gamma(i)}}{\partial \eta_{\gamma(i)}}\right)^2 [a_i(\phi) b''(\vartheta_{\gamma(i)})]^{-1}$  and  $\mu_{\gamma(i)} = b'(\vartheta_{\gamma(i)})$ , and  $f_{N_d}(\mathbf{x}; \boldsymbol{\mu}, \boldsymbol{\Sigma})$  denotes the density of the  $d$ -dimensional normal distribution with mean  $\boldsymbol{\mu}$  and variance-covariance matrix  $\boldsymbol{\Sigma}$ . It is straightforward to see that the asymptotic distribution in (2.4) has a  $g$ -prior form; recall that the extension of Zellner's  $g$ -prior for GLMs, according to the definition in Ntzoufras et al. (2003) and Bové and Held (2011) is of the form

$$\pi_\gamma(\beta_\gamma|\phi, g) = f_{N_{p_\gamma}}\left(\beta_\gamma; \boldsymbol{\mu}_\gamma, g(\mathbf{X}_\gamma^T \mathbf{W}_\gamma \mathbf{X}_\gamma)^{-1}\right). \quad (2.5)$$

Thus, the Zellner's  $g$ -prior can be interpreted as a power prior on imaginary data with  $\delta$  having the role of  $g$  and  $\mathbf{X}_\gamma^* = \mathbf{X}_\gamma$ ,  $\mathbf{W}_\gamma^* = \mathbf{W}_\gamma$ . The familiar zero-mean representation in (2.5), i.e.  $\boldsymbol{\mu}_\gamma = \mathbf{0}$ , arises when all imaginary data in (2.4) are the same, i.e.  $\mathbf{y}^* = g^{-1}(0)\mathbf{1}_{n^*}$ , and  $a_i(\phi) = \phi/w_i$ , where  $\mathbf{1}_{n^*}$  is a vector of ones of size  $n^*$  and  $w_i$  is a known fixed weight; for details see Ntzoufras et al. (2003) and Bové and Held (2011).

### 2.2.2 The expected-posterior prior

The second key approach in the construction of the PCEP prior is the expected-posterior (EP) prior introduced by Pérez and Berger (2002). The EP prior is defined as the posterior distribution of the parameter vector of model  $M_\gamma$ , given imaginary data  $\mathbf{y}^*$ , averaged over all possible “minimal samples” of  $\mathbf{y}^*$  coming from the prior predictive distribution  $m_0(\mathbf{y}^*)$  of a suitable “reference” model  $M_0$ . Typically, the reference model is considered to be the simplest model; see Pérez and Berger (2002) for more details, as well as Berger and Perricchi (1996, 2004) for information about minimal training samples and the definition of the reference model under the intrinsic prior approach.

Focusing on the GLM context, we define the conditional-EP (CEP) prior of  $\beta_\gamma$  and  $\phi$  as  $\pi_\gamma^{\text{CEP}}(\beta_\gamma, \phi) = \pi_\gamma^{\text{CEP}}(\beta_\gamma|\phi)\pi_\gamma^{\text{N}}(\phi)$ , where  $\pi_\gamma^{\text{N}}(\phi)$  is the baseline prior for  $\phi$  and

$$\pi_\gamma^{\text{CEP}}(\beta_\gamma|\phi) = \int \pi_\gamma^{\text{N}}(\beta_\gamma|\phi, \mathbf{y}^*)m_0^{\text{N}}(\mathbf{y}^*|\phi)d\mathbf{y}^*. \quad (2.6)$$

The prior in (2.6) corresponds to the EP prior of Pérez and Berger (2002) for  $\beta_\gamma$  conditional on  $\phi$ ; the components of this prior are given by

$$\begin{aligned} \pi_\gamma^{\text{N}}(\beta_\gamma|\phi, \mathbf{y}^*) &\propto f_\gamma(\mathbf{y}^*|\beta_\gamma, \phi)\pi_\gamma^{\text{N}}(\beta_\gamma|\phi) \\ &\propto \exp\left(\sum_{i=1}^{n^*} \frac{y_i^* \vartheta_{\gamma(i)} - b(\vartheta_{\gamma(i)})}{a_i(\phi)}\right) \pi_\gamma^{\text{N}}(\beta_\gamma|\phi) \end{aligned} \quad (2.7)$$

and

$$m_0^{\text{N}}(\mathbf{y}^*|\phi) = \int f_0(\mathbf{y}^*|\beta_0, \phi)\pi_0^{\text{N}}(\beta_0|\phi)d\beta_0, \quad (2.8)$$

where  $f_0(\cdot)$  and  $\pi_0^{\text{N}}(\cdot)$  are the likelihood and baseline prior, respectively, of the reference model  $M_0$  which in our context is the null model containing only the intercept and the dispersion parameter. Applications of the EP prior for variable selection in normal regression can be found in Fouskakis and Ntzoufras (2013).

### 2.2.3 The PCEP prior

Before proceeding to the definition of the PCEP prior it is useful to highlight the common characteristics and also the differences between the power prior and the EP prior presented in Sections 2.2.1 and 2.2.2, respectively. In specific; i) both approaches use a “baseline posterior” prior conditioned upon  $\mathbf{y}^*$ , with the difference that the likelihood of the power prior in (2.3) is raised to the power of  $\delta^{-1}$  while the likelihood of the EP prior in (2.7) is not, and ii) the power prior is based on a fixed set of imaginary data  $\mathbf{y}^*$ , whereas the EP prior averages the “baseline posterior” over minimal training samples of random imaginary data coming from  $m_0^{\text{N}}(\mathbf{y}^*)$ .

The PCEP prior of Fouskakis and Ntzoufras (2015) is a modification of the power-expected-posterior (PEP) which was developed earlier in Fouskakis et al. (2015) for variable selection in normal regression models. The difference between the two priors is that the PEP prior is applied jointly to the regression parameters and the variance component, while the PCEP prior is applied to the regression parameters conditional on the variance. The main advantage of the PCEP prior over the PEP prior in Gaussian linear regression models is that it leads to a fully conjugate design which simplifies considerably the calculations. However, it should be noted that for GLMs where  $\phi = 1$ , like binomial and Poisson models, there is no actual distinction between the PEP and PCEP priors. Here we present the general case, i.e. conditional on  $\phi$ .

The PCEP prior is constructed by raising the likelihood used in the EP prior in (2.7) to the power of  $1/\delta$ ; the prior formulation is as follows

$$\pi_\gamma^{\text{PCEP}}(\beta_\gamma, \phi|\delta) = \pi_\gamma^{\text{CEP}}(\beta_\gamma|\phi, \delta)\pi_\gamma^{\text{N}}(\phi), \quad (2.9)$$

where

$$\pi_{\gamma}^{\text{PCEP}}(\boldsymbol{\beta}_{\gamma}|\phi, \delta) = \int \pi_{\gamma}^{\text{N}}(\boldsymbol{\beta}_{\gamma}|\mathbf{y}^*, \phi, \delta) m_0^{\text{N}}(\mathbf{y}^*|\phi, \delta) d\mathbf{y}^* \quad (2.10)$$

and

$$\pi_{\gamma}^{\text{N}}(\boldsymbol{\beta}_{\gamma}|\mathbf{y}^*, \phi, \delta) = \frac{f_{\gamma}(\mathbf{y}^*|\boldsymbol{\beta}_{\gamma}, \phi, \delta) \pi_{\gamma}^{\text{N}}(\boldsymbol{\beta}_{\gamma}|\phi)}{m_{\gamma}^{\text{N}}(\mathbf{y}^*|\phi, \delta)}. \quad (2.11)$$

It is important to note at this point that the sampling distribution in (2.11) is the *density-normalized* power-likelihood, i.e.

$$f_{\gamma}(\mathbf{y}^*|\boldsymbol{\beta}_{\gamma}, \phi, \delta) = \frac{f_{\gamma}(\mathbf{y}^*|\boldsymbol{\beta}_{\gamma}, \phi)^{1/\delta}}{\int f_{\gamma}(\mathbf{y}^*|\boldsymbol{\beta}_{\gamma}, \phi)^{1/\delta} d\mathbf{y}^*}, \quad (2.12)$$

which is in contrast to the power prior of Ibrahim and Chen (2000) presented in (2.2), where the power-likelihood is not normalized. The normalization involved in (2.12) is crucial to the overall applicability of the PCEP prior to non-normal GLMs, however, for the sake of a clear exposition we defer with this issue until Section 3. The PCEP formulation is completed by defining

$$m_{\gamma}^{\text{N}}(\mathbf{y}^*|\phi, \delta) = \int f_{\gamma}(\mathbf{y}^*|\boldsymbol{\beta}_{\gamma}, \phi, \delta) \pi_{\gamma}^{\text{N}}(\boldsymbol{\beta}_{\gamma}|\phi) d\boldsymbol{\beta}_{\gamma} \quad (2.13)$$

and

$$m_0^{\text{N}}(\mathbf{y}^*|\phi, \delta) = \int f_0(\mathbf{y}^*|\beta_0, \phi, \delta) \pi_0^{\text{N}}(\beta_0|\phi) d\beta_0, \quad (2.14)$$

which correspond to the prior predictive distribution of  $\mathbf{y}^*$  conditional on  $\phi$  and  $\delta$  under model  $M_{\gamma}$  and model  $M_0$ , respectively.

So far, we have not discussed about the choice of the baseline priors  $\pi_{\gamma}^{\text{N}}(\boldsymbol{\beta}_{\gamma}|\phi)$  and  $\pi_0^{\text{N}}(\beta_0|\phi)$ . The PCEP prior provides flexibility in this aspect of the model formulation in the sense that regardless whether one selects proper or improper baseline priors the PCEP prior in (2.10) will always be proper and also compatible across models. For instance, for normal linear regression under the PEP prior Fouskakis et al. (2015) consider an improper Jeffrey's baseline prior for  $(\boldsymbol{\beta}_{\gamma}, \sigma^2)$  as well as a Zellner  $g$ -prior for  $\boldsymbol{\beta}_{\gamma}$  combined with an inverse-gamma prior for  $\sigma^2$ , while under the PCEP prior Fouskakis and Ntzoufras (2015) focus on the  $g$ -prior/inverse-gamma prior design. The same freedom of choice applies to GLMs in general, as one can adopt flat improper priors or the GLM equivalents of Jeffrey's prior (Laud and Ibrahim, 1991) and Zellner's  $g$ -prior (e.g. Ntzoufras et al., 2003; Sabanés Bové and Held 2011) as suitable baseline priors.

### 2.3 Interpretation and specification advantages of PCEP

As seen in (2.10), the PCEP prior is the average of the posterior of  $\boldsymbol{\beta}_{\gamma}$  given  $\mathbf{y}^*$  over the prior predictive of the reference model  $M_0$ . It is therefore an objective prior which introduces an extra hierarchical level accounting for the uncertainty in the imaginary data.

Notice that if we further take into account the asymptotic result in (2.4), the PCEP prior can be expressed as

$$\pi_{\gamma}^{\text{PCEP}}(\boldsymbol{\beta}_{\gamma}|\phi, \delta) = \int f_{N_{p_{\gamma}}}(\boldsymbol{\beta}_{\gamma}; \widehat{\boldsymbol{\beta}}_{\gamma}^*, \delta(\mathbf{X}_{\gamma}^{*T} \mathbf{W}_{\gamma}^* \mathbf{X}_{\gamma}^*)^{-1}) m_0^{\text{N}}(\mathbf{y}^*|\phi, \delta) d\mathbf{y}^*, \quad (2.15)$$

where  $\widehat{\boldsymbol{\beta}}_{\gamma}^* = (\mathbf{X}_{\gamma}^{*T} \mathbf{X}_{\gamma}^*)^{-1} \mathbf{X}_{\gamma}^{*T} \mathbf{y}^*$  and  $\mathbf{W}_{\gamma}^* \equiv \mathbf{W}_{\gamma}^*(\mathbf{y}^*)$  is a function of  $\mathbf{y}^*$ . From this perspective the PCEP prior is interpreted as a mixture of  $g$ -priors with a hyper-prior assigned to  $\mathbf{y}^*$  rather than to the variance multiplier  $g$ , which is here substituted by the power-parameter  $\delta$ .

Interestingly, the PCEP prior can also be interpreted as the expected Bayes factor of  $M_0$  versus  $M_{\gamma}$  with respect to the sampling distribution of  $\mathbf{y}^*$  times the baseline prior  $\pi_{\gamma}^{\text{N}}(\boldsymbol{\beta}_{\gamma}|\phi)$ . This is easy to see by rewriting the PCEP prior as

$$\begin{aligned} \pi_{\gamma}^{\text{N}}(\boldsymbol{\beta}_{\gamma}|\phi, \mathbf{y}^*, \delta) &= \int \frac{f_{\gamma}(\mathbf{y}^*|\boldsymbol{\beta}_{\gamma}, \phi, \delta) \pi_{\gamma}^{\text{N}}(\boldsymbol{\beta}_{\gamma}|\phi)}{m_{\gamma}^{\text{N}}(\mathbf{y}^*|\phi, \delta)} m_0^{\text{N}}(\mathbf{y}^*|\phi, \delta) d\mathbf{y}^* \\ &= \pi_{\gamma}^{\text{N}}(\boldsymbol{\beta}_{\gamma}|\phi) \int \frac{m_0^{\text{N}}(\mathbf{y}^*|\phi, \delta)}{m_{\gamma}^{\text{N}}(\mathbf{y}^*|\phi, \delta)} f_{\gamma}(\mathbf{y}^*|\boldsymbol{\beta}_{\gamma}, \phi, \delta) d\mathbf{y}^*, \\ &\equiv \pi_{\gamma}^{\text{N}}(\boldsymbol{\beta}_{\gamma}|\phi) \mathbb{E}_{\mathbf{y}^*|\boldsymbol{\beta}_{\gamma}, \phi, \delta} [\text{BF}_{0,\gamma}^{\text{N}}(\mathbf{y}^*|\phi, \delta)], \end{aligned} \quad (2.16)$$

where  $\mathbb{E}_{\mathbf{y}^*|\boldsymbol{\beta}_{\gamma}, \phi, \delta} [\text{BF}_{0,\gamma}^{\text{N}}(\mathbf{y}^*|\phi, \delta)]$  is the Bayes of  $M_0$  versus  $M_1$  conditional on  $\phi$  and  $\delta$ .

Implementing the PCEP methodology, depends on the selection of the power parameter  $\delta$ , the size  $n^*$  of the imaginary sample and the choice of the reference model. Following the guidelines provided in Fouskakis et al. (2015), we recommend:

- to set  $\delta = n^*$  so that the imaginary sample contributes information equal to one data point, leading to a unit-information interpretation (Kass and Wasserman, 1995).
- to set  $n^* = n$  and consequently  $\mathbf{X}_{\gamma}^* = \mathbf{X}_{\gamma}$ ; this way we dispense with the need of selecting and averaging over “minimal” training samples as in the intrinsic and expected-posterior prior approaches (Berger and Pericchi, 1996; Pérez and Berger, 2002); see Fouskakis et al. (2015) for a detailed discussion.
- to use the constant model  $M_0$  as the reference model in order to support a-priori the most parsimonious data-generating assumption; see Spiegelhalter et al. (2004) for a related discussion.

It worth noting that selecting  $n^* = n$  provides significant computational advantages over the EP prior (Pérez and Berger, 2002) in normal regression models. At the same time, Fouskakis et al. (2015) performed extensive sensitivity analyses for a wide range of values of  $n^*$  and showed that the posterior inclusion probabilities are not significantly affected by the size of the imaginary sample.



## 2.4 Posterior distribution under the PCEP prior

In normal regression models the PCEP prior is a conjugate normal-inverse gamma distribution which leads to fast and simple computations (Fouskakis and Ntzoufras, 2015). For the rest of GLMs, however, conjugate designs are not available as the integration involved for deriving the PCEP prior is intractable. Nonetheless, we can work with the hierarchical model, i.e. without marginalizing in (2.10), and use an MCMC algorithm in order to sample from the joint posterior distribution of  $\boldsymbol{\beta}_\gamma, \phi$  and  $\mathbf{y}^*$ .

Specifically, from (2.9), (2.10) and (2.11) we have the following hierarchical form

$$\begin{aligned} \pi_\gamma^{\text{PCEP}}(\boldsymbol{\beta}_\gamma, \phi, \mathbf{y}^* | \mathbf{y}, \delta) &\propto f_\gamma(\mathbf{y} | \boldsymbol{\beta}_\gamma, \phi) \pi_\gamma^{\text{N}}(\boldsymbol{\beta}_\gamma | \phi, \mathbf{y}^*, \delta) \pi_\gamma^{\text{N}}(\phi) m_0^{\text{N}}(\mathbf{y}^* | \phi, \delta) \\ &\propto f_\gamma(\mathbf{y} | \boldsymbol{\beta}_\gamma, \phi) \frac{f_\gamma(\mathbf{y}^* | \boldsymbol{\beta}_\gamma, \phi, \delta) \pi_\gamma^{\text{N}}(\boldsymbol{\beta}_\gamma | \phi)}{m_\gamma^{\text{N}}(\mathbf{y}^* | \phi, \delta)} \\ &\quad \times \pi_\gamma^{\text{N}}(\phi) m_0^{\text{N}}(\mathbf{y}^* | \phi, \delta). \end{aligned} \quad (2.17)$$

A further problem that arises in non-normal GLMs is that the prior predictive distributions  $m_\gamma^{\text{N}}(\mathbf{y}^* | \phi, \delta)$  and  $m_0^{\text{N}}(\mathbf{y}^* | \phi, \delta)$  defined in (2.13) and (2.14), respectively, are not known in closed form. One solution is to use the Laplace approximation for both. Alternatively, a more accurate solution is to augment the parameter space further and include the parameter vector  $(\beta_0, \phi)^T$  of the reference model in the joint posterior, thus avoiding to approximate  $m_0^{\text{N}}(\mathbf{y}^* | \phi, \delta)$ . Under this approach the posterior in (2.17) can be augmented as

$$\begin{aligned} \pi_\gamma^{\text{PCEP}}(\boldsymbol{\beta}_\gamma, \beta_0, \phi, \mathbf{y}^* | \mathbf{y}, \delta) &\propto f_\gamma(\mathbf{y} | \boldsymbol{\beta}_\gamma, \phi) \frac{f_\gamma(\mathbf{y}^* | \boldsymbol{\beta}_\gamma, \phi, \delta) \pi_\gamma^{\text{N}}(\boldsymbol{\beta}_\gamma | \phi)}{m_\gamma^{\text{N}}(\mathbf{y}^* | \phi, \delta)} \pi_\gamma^{\text{N}}(\phi) \\ &\quad \times f_0(\mathbf{y}^* | \beta_0, \phi, \delta) \pi_0^{\text{N}}(\beta_0 | \phi) \pi_0^{\text{N}}(\phi), \end{aligned} \quad (2.18)$$

which leads to the need of just one Laplace approximation for  $m_\gamma^{\text{N}}(\mathbf{y}^* | \phi, \delta)$ . Sampling from the posterior distributions presented in (2.18) is possible with standard Metropolis-within-Gibbs algorithms, i.e. sampling sequentially  $\boldsymbol{\beta}_\gamma, \beta_0, \phi$  and  $\mathbf{y}^*$  from the respective full conditional distribution with Metropolis-Hastings steps. The algorithmic complexity is in general simplified when one uses flat baseline priors proportional to some constant. It is also worth noting that when using a flat baseline prior on  $\boldsymbol{\beta}_\gamma$ , i.e.  $\pi_\gamma^{\text{N}}(\boldsymbol{\beta}_\gamma | \phi) \propto 1$ , one can also approximate the fraction appearing in (2.18) by  $\hat{\pi}_\gamma^{\text{N}}(\boldsymbol{\beta}_\gamma | \phi, \delta, \mathbf{y}^*)$  as defined in (2.4). Finally, for commonly used GLMs, such as logistic or Poisson regression models,  $\phi = 1$ , which further simplifies the posterior in (2.18).

Irrespective of the choice of the baseline priors or whether parameter  $\phi$  is constant or not, we can use the general expressions in (2.17) or (2.18) to sample from the posterior of a single model. For variable selection procedures, one can utilize Gibbs-based stochastic search algorithms (e.g. George and McCulloch, 1993; Carlin and Chib, 1995, Dellaportas et al. 2003) through the inclusion of the binary indicator vector  $\gamma$  in the joint posterior distribution. At present we will not go into more detail over this topic. Analytic information about variable selection for logistic and Poisson regression under the two GLM-adapted variations of the PCEP prior (which are the subject of Section 3) is given in Appendix B.

### 3 Variations of the PCEP prior for GLMs

As noted in Section 2.2.3 a crucial part of the PCEP prior formulation is based on normalizing the power-likelihood of  $\beta_\gamma$  and  $\phi$ . For the normal model where  $\phi \equiv \sigma^2$ , it is easy to show that the normalized power-likelihood presented in (2.12) is also a normal distribution, namely

$$f_\gamma(\mathbf{y}^*|\beta_\gamma, \sigma^2, \delta) \equiv f_{N_{n^*}}(\mathbf{y}^*; \mathbf{X}_\gamma^* \beta_\gamma, \delta \sigma^2 \mathbf{I}_{n^*}).$$

The same analogy holds for other distributions of the exponential family as well; for the Bernoulli, the exponential and the beta distributions, the normalized power-likelihood is again a Bernoulli, an exponential and a beta distribution, respectively. This property considerably simplifies calculations when using the PCEP methodology. However, this is not the case for all members of the exponential family. For instance, for the popular binomial and Poisson regression models the normalized power-likelihood is a discrete distribution, and although it is feasible to evaluate it per observation, the additional computational burden may render implementation of the PCEP prior time-consuming and inefficient. One possible practical solution to this problem could be the use of an exchange-rate type of algorithm for doubly-intractable distributions (see e.g. Murray et al., 2006). However, this would involve an additional computational burden to MCMC algorithms which are already quite demanding.

In this paper, we pursue a more general orientation by redefining the PCEP prior, in order to make it applicable for all GLMs. Specifically, we consider two variations of the PCEP prior which can be potentially used for all members of the exponential family. For the remainder of this paper we restrict the scale parameter  $a(\phi)$  to be fixed, which is the case for the commonly used GLMs such as the binomial, Poisson and Gaussian linear regression models. Without loss of generality we assume  $\phi = 1$ . The variants of the PCEP prior for GLMs are based on the following two considerations:

- 1) to use the unnormalized power-likelihood (with  $\delta = n^*$ ) for model  $M_\gamma$  but define the prior predictive distribution of model  $M_0$  based on the real likelihood (with  $\delta=1$ ),
- 2) to use the unnormalized power-likelihood (with  $\delta = n^*$ ) both for model  $M_\gamma$  and for the definition of the prior predictive of model  $M_0$ .

Thus, both approaches under consideration utilize the unnormalized power likelihood for model  $M_\gamma$ , leading to a baseline-posterior prior of the form

$$\pi_\gamma^N(\beta_\gamma|\mathbf{y}^*, \delta) = \frac{f_\gamma(\mathbf{y}^*|\beta_\gamma)^{1/\delta} \pi_\gamma^N(\beta_\gamma)}{m_\gamma^N(\mathbf{y}^*|\delta)}, \quad (3.1)$$

where

$$m_\gamma^N(\mathbf{y}^*|\delta) = \int f_\gamma(\mathbf{y}^*|\beta_\gamma)^{1/\delta} \pi_\gamma^N(\beta_\gamma) d\beta_\gamma. \quad (3.2)$$

Note that this approach is also used in the power prior of Ibrahim and Chen (2000) presented in (2.2). The difference between the two PCEP variations lies in the definition

of the sampling distribution of  $\mathbf{y}^*$ . In what follows we present the prior formulation under each approach and discuss some theoretical aspects for the conjugate case in normal linear regression.

### 3.1 The concentrated-reference PCEP prior

In the first approach we define the prior predictive of model  $M_0$  as

$$m_0^N(\mathbf{y}^*) = \int f_0(\mathbf{y}^*|\beta_0)\pi_0^N(\beta_0)d\beta_0, \quad (3.3)$$

assuming that  $\delta$  is fixed at 1 for the reference model. Because the likelihood in (3.3) is concentrated (in relation to the next approach) we call the resulting prior as *concentrated-reference* PCEP (CR-PCEP). The CR-PCEP prior is given by

$$\begin{aligned} \pi_\gamma^{\text{CR-PCEP}}(\boldsymbol{\beta}_\gamma|\delta) &= \int \pi_\gamma^N(\boldsymbol{\beta}_\gamma|\mathbf{y}^*, \delta)m_0^N(\mathbf{y}^*)d\mathbf{y}^* \\ &= \int \frac{f_\gamma(\mathbf{y}^*|\boldsymbol{\beta}_\gamma)^{1/\delta}\pi_\gamma^N(\boldsymbol{\beta}_\gamma)}{m_\gamma^N(\mathbf{y}^*|\delta)}m_0^N(\mathbf{y}^*)d\mathbf{y}^* \\ &= \int \left[ \int \frac{f_\gamma(\mathbf{y}^*|\boldsymbol{\beta}_\gamma)^{1/\delta}\pi_\gamma^N(\boldsymbol{\beta}_\gamma)}{m_\gamma^N(\mathbf{y}^*|\delta)}f_0(\mathbf{y}^*|\beta_0)d\mathbf{y}^* \right] \times \\ &\quad \times \pi_0^N(\beta_0)d\beta_0 \end{aligned} \quad (3.4)$$

Note that under the DR-PCEP prior the interpretation based on the expected value of a Bayes factor, presented in (2.16), does not hold anymore owing to the fact that the likelihood functions for models  $M_0$  and  $M_\gamma$  are not the same.

### 3.2 The diffuse-reference PCEP prior

Under the second approach the prior predictive of model  $M_0$  is defined as

$$m_0^N(\mathbf{y}^*|\delta) = \frac{\int f_0(\mathbf{y}^*|\beta_0)^{1/\delta}\pi_0^N(\beta_0)d\beta_0}{\int \int f_0(\mathbf{y}^*|\beta_0)^{1/\delta}\pi_0^N(\beta_0)d\beta_0d\mathbf{y}^*}. \quad (3.5)$$

Notice that here we use the unnormalized likelihood for the reference model and normalize the prior predictive. The likelihood in (3.5) becomes more diffuse as  $\delta$  gets larger, therefore we call the resulting prior *diffuse-reference* PCEP (DR-PCEP). Specifically, we have that

$$\begin{aligned} \pi_\gamma^{\text{DR-PCEP}}(\boldsymbol{\beta}_\gamma|\delta) &= \int \pi_\gamma^N(\boldsymbol{\beta}_\gamma|\mathbf{y}^*, \delta)m_0^N(\mathbf{y}^*|\delta)d\mathbf{y}^* \\ &= \int \frac{f_\gamma(\mathbf{y}^*|\boldsymbol{\beta}_\gamma)^{1/\delta}\pi_\gamma^N(\boldsymbol{\beta}_\gamma)}{m_\gamma^N(\mathbf{y}^*|\delta)}m_0^N(\mathbf{y}^*|\delta)d\mathbf{y}^* \\ &\propto \int \left[ \int \frac{f_\gamma(\mathbf{y}^*|\boldsymbol{\beta}_\gamma)^{1/\delta}\pi_\gamma^N(\boldsymbol{\beta}_\gamma)}{m_\gamma^N(\mathbf{y}^*|\delta)}f_0(\mathbf{y}^*|\beta_0)^{1/\delta}d\mathbf{y}^* \right] \times \\ &\quad \times \pi_0^N(\beta_0)d\beta_0, \end{aligned} \quad (3.6)$$

where the normalizing constant is the denominator in (3.5).

Contrary to the CR-PCEP approach, the DR-PCEP prior can be interpreted as the expectation of a “diffuse-type” of Bayes factor with respect to the (normalized) sampling distribution of model  $M_\gamma$ . Specifically, the DR-PCEP can be expressed as

$$\pi_\gamma^{\text{DR-PCEP}}(\boldsymbol{\beta}_\gamma|\delta) \propto \pi_\gamma^{\text{N}}(\boldsymbol{\beta}_\gamma)C_\gamma(\boldsymbol{\beta}_\gamma, \delta)\text{E}_{\mathbf{y}^*|\boldsymbol{\beta}_\gamma, \delta}[\text{BF}_{0,\gamma}^{\text{N}}(\mathbf{y}^*|\delta)], \quad (3.7)$$

where  $C_\gamma(\cdot)$  is the normalizing constant of  $f_\gamma(\mathbf{y}^*|\boldsymbol{\beta}_\gamma)^{1/\delta}$  and the expectation of the Bayes factor of model  $M_0$  versus model  $M_\gamma$  is taken with respect to the normalized sampling distribution of  $\mathbf{y}^*$  under model  $M_\gamma$ . We characterize  $\text{BF}_{0,\gamma}^{\text{N}}(\mathbf{y}^*|\delta)$  as a “diffuse-type” Bayes factor because the prior predictive distributions  $m_0^{\text{N}}(\mathbf{y}^*|\delta)$  and  $m_\gamma^{\text{N}}(\mathbf{y}^*|\delta)$  defined in (3.5) and (3.2), respectively, both involve unnormalized power-likelihoods. Specifically,

$$\text{BF}_{0,\gamma}^{\text{N}}(\mathbf{y}^*|\delta) = \frac{\int f_0(\mathbf{y}^*|\beta_0)^{1/\delta}\pi_0^{\text{N}}(\beta_0)d\beta_0}{\int f_\gamma(\mathbf{y}^*|\boldsymbol{\beta}_\gamma)^{1/\delta}\pi_\gamma^{\text{N}}(\boldsymbol{\beta}_\gamma)d\boldsymbol{\beta}_\gamma}, \quad (3.8)$$

see Appendix A.1 for details.

### 3.3 Theoretical results for the CR-PCEP and DR-PCEP priors for normal linear regression models

In this section we examine the properties of the CR-PCEP and DR-PCEP priors and compare them to the corresponding properties of the PCEP prior in normal linear regression. We work within the conjugate framework considered in Fouskakis and Ntzoufras (2015); specifically, we use as baseline priors a Zellner’s  $g$ -prior for  $\boldsymbol{\beta}_\gamma$  conditional on  $\sigma^2$  and a reference prior for  $\sigma^2$ , i.e.  $\pi_\gamma^{\text{N}}(\boldsymbol{\beta}_\gamma|\sigma^2) = f_{N_{d_\gamma}}(\boldsymbol{\beta}_\gamma; \mathbf{0}, g(\mathbf{X}_\gamma^{*T}\mathbf{X}_\gamma^*)^{-1}\sigma^2)$  and  $\pi_\gamma^{\text{N}}(\sigma^2) \propto \sigma^{-2}$ , respectively. In addition we use the recommended values for the hyperparameters, namely  $\delta = n$ ,  $n^* = n$  and  $g = n^2$ . The justification for the latter option is that the contribution of the PCEP prior to the posterior, when using a  $g$ -prior as baseline, will be equal to  $1 + 1/n$  data points. In the following we assume throughout that  $n^* = n$  so that  $\mathbf{X}_\gamma^* = \mathbf{X}_\gamma$ .

#### 3.3.1 Properties of the PCEP prior

Before proceeding to the specific properties of the CR and DR-PCEP priors, it is useful for comparison reasons to list the basic results obtained by Fouskakis and Ntzoufras (2015) for the PCEP prior. Specifically, the PCEP prior under a  $g$ -baseline prior has the following attributes:

- (i) The PCEP prior for  $\boldsymbol{\beta}_\gamma$  and  $\sigma^2$  is given by

$$\begin{aligned} \pi_\gamma^{\text{PCEP}}(\boldsymbol{\beta}_\gamma, \sigma^2|\delta) &= \pi_\gamma^{\text{PCEP}}(\boldsymbol{\beta}_\gamma|\sigma^2, \delta)\pi_\gamma^{\text{PCEP}}(\sigma^2) \\ &\propto f_{N_{d_\gamma}}(\boldsymbol{\beta}_\gamma; \mathbf{0}, \mathbf{V}_{\boldsymbol{\beta}_\gamma}\sigma^2)\sigma^{-2}, \end{aligned} \quad (3.9)$$

where  $w = g/(g + \delta)$ ,  $\mathbf{V}_{\boldsymbol{\beta}_\gamma} = \delta(\mathbf{X}_\gamma^T[w^{-1}\mathbf{I}_n - (\delta\boldsymbol{\Lambda}_0 + w\mathbf{H}_\gamma)^{-1}]\mathbf{X}_\gamma)^{-1}$ ,  $\boldsymbol{\Lambda}_0 = \delta^{-1}(\mathbf{I}_n - \frac{g}{g+\delta}n^{-1}\mathbf{1}_n\mathbf{1}_n^T)$  and  $\mathbf{H}_\gamma = \mathbf{X}_\gamma(\mathbf{X}_\gamma^T\mathbf{X}_\gamma)^{-1}\mathbf{X}_\gamma^T$ .

(ii) The PCEP posterior of  $\beta_\gamma$  and  $\sigma^2$  is

$$\pi_\gamma^{\text{PCEP}}(\beta_\gamma, \sigma^2 | \mathbf{y}, \delta) = f_{N_{d_\gamma}}(\beta_\gamma; \tilde{\beta}_\gamma, \tilde{\Sigma}_\gamma \sigma^2) f_{IG}(\sigma^2; \tilde{a}_\gamma, \tilde{b}_\gamma), \quad (3.10)$$

where  $\tilde{\beta}_\gamma = \tilde{\Sigma}_\gamma \mathbf{X}_\gamma^T \mathbf{y}$ ,  $\tilde{\Sigma}_\gamma = (\mathbf{V}_{\beta_\gamma}^{-1} + \mathbf{X}_\gamma^T \mathbf{X}_\gamma)^{-1}$ ,  $\tilde{a}_\gamma = n/2$ ,  $\tilde{b}_\gamma = \text{SS}_\gamma/2$  with  $\text{SS}_\gamma = \mathbf{y}^T (\mathbf{I}_n + \mathbf{X}_\gamma \mathbf{V}_{\beta_\gamma} \mathbf{X}_\gamma^T)^{-1} \mathbf{y}$  and  $f_{IG}(\cdot; a, b)$  denotes the density of the inverse gamma distribution with shape  $a$  and scale  $b$ .

(iii) Under the PCEP prior the marginal likelihood in log scale is given by

$$\begin{aligned} \log m_\gamma^{\text{PCEP}}(\mathbf{y} | \delta) &= C - \frac{1}{2} \log |\mathbf{I}_n + \mathbf{X}_\gamma \mathbf{V}_{\beta_\gamma} \mathbf{X}_\gamma^T| - \\ &\quad \frac{n}{2} \log (\mathbf{y}^T (\mathbf{I}_n + \mathbf{X}_\gamma \mathbf{V}_{\beta_\gamma} \mathbf{X}_\gamma^T)^{-1} \mathbf{y}), \end{aligned} \quad (3.11)$$

where  $C$  is a constant that does not depend on the model structure  $M_\gamma$ . For large  $n$  (3.11) can be approximated by

$$\log m_\gamma^{\text{PCEP}}(\mathbf{y} | \delta) \approx C - \frac{1}{2} \text{BIC}_\gamma. \quad (3.12)$$

Thus, the limiting behavior of marginal likelihood under the PCEP  $g$ -prior is the same as that of the BIC, which is known to be consistent under a minor realistic assumption (Fernández et al. 2001; Liang et al., 2008); see Fouskakis and Ntzoufras (2015) for more information and for a detailed proof of (3.12).

(iv) The determinant of the PCEP covariance matrix  $\mathbf{V}_{\beta_\gamma}$ , defined below (3.9), is given by

$$|\mathbf{V}_{\beta_\gamma}| = [\delta w(w+1)]^{d_\gamma - d_0} g^{d_0} |\mathbf{X}_\gamma^T \mathbf{X}_\gamma|^{-1}. \quad (3.13)$$

For  $\delta = n$  and  $g = n^2$  the variance multiplier appearing in (3.13) is equal to

$$[\delta w(w+1)]^{d_\gamma - d_0} g^{d_0} = n^{2d_\gamma} \left[ \frac{2n+1}{(n+1)^2} \right]^{d_\gamma - d_0}, \quad (3.14)$$

which is greater than  $n^{d_\gamma}$ , i.e. the corresponding multiplier of Zellner's  $g$ -prior for  $g = n$ , for any sample size  $n \geq 2$ ; see Fouskakis and Ntzoufras (2015) for details. This result shows that the PCEP prior is more dispersed in comparison to the  $g$ -prior and, therefore, results in a more parsimonious variable selection procedure.

### 3.3.2 Properties of the CR-PCEP prior

Let us consider initially the form of the baseline-posterior prior of  $\beta_\gamma$  conditional on  $\mathbf{y}^*$ ,  $\sigma^2$  and  $\delta$  and the baseline prior predictive under model  $M_\gamma$  as defined in (3.1) and (3.2), respectively. It is easy to show that the prior predictive is given by

$$\begin{aligned} m_\gamma^{\text{N}}(\mathbf{y}^* | \sigma^2, \delta) &= \int f_\gamma(\mathbf{y}^* | \beta_\gamma, \sigma^2)^{1/\delta} \pi_\gamma^{\text{N}}(\beta_\gamma | \sigma^2) d\beta_\gamma \\ &= \delta^{\frac{n}{2}} (2\pi\sigma^2)^{\frac{n(\delta-1)}{2\delta}} f_{N_n}(\mathbf{y}^*; \mathbf{0}, \mathbf{\Lambda}_\gamma^{-1} \sigma^2), \end{aligned} \quad (3.15)$$

where  $\Lambda_\gamma = \delta^{-1}(\mathbf{I}_n - \frac{g}{g+\delta}\mathbf{X}_\gamma(\mathbf{X}_\gamma^T\mathbf{X}_\gamma)^{-1}\mathbf{X}_\gamma^T)$  and  $\Lambda_\gamma^{-1} = \delta\mathbf{I}_n + g\mathbf{X}_\gamma(\mathbf{X}_\gamma^T\mathbf{X}_\gamma)^{-1}\mathbf{X}_\gamma^T$ , consequently. The prior predictive is not proper, however, this does not affect the baseline-posterior prior as it turns out that

$$\begin{aligned}\pi_\gamma^N(\boldsymbol{\beta}_\gamma|\mathbf{y}^*, \sigma^2, \delta) &= \frac{f_\gamma(\mathbf{y}^*|\boldsymbol{\beta}_\gamma, \sigma^2)^{1/\delta}\pi_\gamma^N(\boldsymbol{\beta}_\gamma|\sigma^2)}{m_\gamma^N(\mathbf{y}^*|\sigma^2, \delta)}, \\ &= f_{N_{d_\gamma}}(\boldsymbol{\beta}_\gamma; w\widehat{\boldsymbol{\beta}}_\gamma^*, w\delta(\mathbf{X}_\gamma^T\mathbf{X}_\gamma)^{-1}\sigma^2),\end{aligned}\quad (3.16)$$

where  $\widehat{\boldsymbol{\beta}}_\gamma^*$  is the ML estimate from  $\mathbf{y}^*$  and  $w = g/(g + \delta)$ ; see Appendix A.2 for a proof. Thus, the conditional baseline-posterior prior for  $\boldsymbol{\beta}_\gamma$  is exactly the same as the one under the PCEP prior; see Eq. (3) in Fouskakis and Ntzoufras (2015).

What significantly differentiates the CR-PCEP prior from the initial PCEP prior is the definition of the prior predictive distribution of the reference model  $M_0$  in (3.3). Following the reasoning of the proof in Appendix 2.1 used for the derivation of (3.15) it is straightforward to see that

$$\begin{aligned}m_0^N(\mathbf{y}^*|\sigma^2) &= \int f_0(\mathbf{y}^*|\beta_0, \sigma^2)\pi_0^N(\beta_0|\sigma^2)d\beta_0 \\ &= f_{N_n}(\mathbf{y}^*; \mathbf{0}, \Lambda_0^{(\text{CR})-1}\sigma^2),\end{aligned}\quad (3.17)$$

where in this case we have

$$\Lambda_0^{(\text{CR})-1} = \mathbf{I}_n + g\mathbf{1}_n(\mathbf{1}_n^T\mathbf{1}_n)^{-1}\mathbf{1}_n^T = \mathbf{I}_n + gn^{-1}\mathbf{1}_n\mathbf{1}_n^T$$

and

$$\Lambda_0^{(\text{CR})} = \mathbf{I}_n - \frac{g}{g+1}\mathbf{1}_n(\mathbf{1}_n^T\mathbf{1}_n)^{-1}\mathbf{1}_n^T = \mathbf{I}_n - \frac{g}{g+1}n^{-1}\mathbf{1}_n\mathbf{1}_n^T.$$

Given (3.16) and (3.17) it is trivial to show that the CR-PCEP prior and posterior have exactly the same form as the PCEP prior and posterior given in (3.9) and (3.10), respectively. The difference is that the CR-PCEP prior covariance matrix is equal to

$$\mathbf{V}_{\boldsymbol{\beta}_\gamma}^{(\text{CR})} = \delta \left( \mathbf{X}_\gamma^T \left[ w^{-1}\mathbf{I}_n - (\delta\Lambda_0^{(\text{CR})} + w\mathbf{H}_\gamma)^{-1} \right] \mathbf{X}_\gamma \right)^{-1}$$

which is different from the PCEP prior covariance matrix  $\mathbf{V}_{\boldsymbol{\beta}_\gamma}$ , presented below (3.9), owing to the fact that  $\Lambda_0^{(\text{CR})} \neq \Lambda_0 = \delta^{-1}(\mathbf{I}_n - \frac{g}{g+\delta}n^{-1}\mathbf{1}_n\mathbf{1}_n^T)$ . As a consequence, we cannot take for granted that the properties (iii) and (iv) of the PCEP prior discussed in Section 3.3.1 also hold under the CR-PCEP prior. In the following we show that the CR-PCEP prior is consistent and also that it is more parsimonious than Zellner's  $g$ -prior, but not to the same extent as the PCEP prior.

*Consistency of the CR-PCEP prior*

Similarly to (3.11), the log marginal likelihood under the CR-PCEP prior is

$$\begin{aligned} \log m_{\gamma}^{\text{CR-PCEP}}(\mathbf{y}|\delta) &= C - \frac{1}{2} \log |\mathbf{I}_n + \mathbf{X}_{\gamma} \mathbf{V}_{\beta_{\gamma}}^{(\text{CR})} \mathbf{X}_{\gamma}^T| - \\ &\quad \frac{n}{2} \log (\mathbf{y}^T (\mathbf{I}_n + \mathbf{X}_{\gamma} \mathbf{V}_{\beta_{\gamma}}^{(\text{CR})} \mathbf{X}_{\gamma}^T)^{-1} \mathbf{y}). \end{aligned} \quad (3.18)$$

For the first logarithmic term in (3.18), following the proof found in the Supplementary (Section D, Eq. (D.1) and Eq. (D.2)) of Fouskakis and Ntzoufras (2015) yields

$$\begin{aligned} |\mathbf{I}_n + \mathbf{X}_{\gamma} \mathbf{V}_{\beta_{\gamma}}^{(\text{CR})} \mathbf{X}_{\gamma}^T| &= (1 + \delta w)^{d_{\gamma}} |\boldsymbol{\Lambda}_0^{(\text{CR})}|^{-1} \left| \boldsymbol{\Lambda}_0^{(\text{CR})} + \left( \frac{w^2}{1 + \delta w} \right) \mathbf{H}_{\gamma} \right| \\ &\approx (1 + \delta)^{d_{\gamma}} |\boldsymbol{\Lambda}_0^{(\text{CR})}|^{-1} \left| \boldsymbol{\Lambda}_0^{(\text{CR})} + \left( \frac{1}{1 + \delta} \right) \mathbf{H}_{\gamma} \right| \\ &\approx (1 + \delta)^{d_{\gamma}}. \end{aligned} \quad (3.19)$$

Note that the approximation is valid asymptotically as we assume that  $\delta = n$  and  $g = n^2$ , so that  $w = g/(g + \delta) \approx 1$ . Given these values, we can also approximate the second logarithmic term in (3.18) as

$$\mathbf{y}^T (\mathbf{I}_n + \mathbf{X}_{\gamma} \mathbf{V}_{\beta_{\gamma}}^{(\text{CR})} \mathbf{X}_{\gamma}^T)^{-1} \mathbf{y} \approx \mathbf{y}^T \mathbf{y} - \mathbf{y}^T \mathbf{X}_{\gamma} (\mathbf{X}_{\gamma}^T \mathbf{X}_{\gamma})^{-1} \mathbf{X}_{\gamma}^T \mathbf{y} \equiv \text{RSS}_{\gamma}. \quad (3.20)$$

The proof for (3.20) is presented in Appendix A.3.

Hence, the limiting behavior of the log marginal likelihood under the CR-PCEP prior can be approximated by

$$\begin{aligned} \log m_{\gamma}^{\text{CR-PCEP}}(\mathbf{y}|\delta) &\approx C - \frac{d_{\gamma}}{2} \log(n + 1) - \frac{n}{2} \log(\text{RSS}_{\gamma}) \\ &\approx C - \frac{d_{\gamma}}{2} \log(n) - \frac{n}{2} \log(\text{RSS}_{\gamma}) \\ &\approx C - \frac{1}{2} \text{BIC}_{\gamma}, \end{aligned} \quad (3.21)$$

for  $\delta = n$  and large  $n$ . Thus, variable selection, based on the CR-PCEP prior with a  $g$ -prior as baseline, is consistent.

#### *Parsimony of the CR-PCEP prior*

Similar to Fouskakis and Ntzoufras (2015) we can compare the volume of the CR-PCEP prior covariance matrix to the volume of the  $g$ -prior covariance matrix in order to examine the dispersion of each prior distribution.

The determinant of the CR-PCEP prior is equal to

$$|\mathbf{V}_{\beta_{\gamma}}^{(\text{CR})}| = w^{d_{\gamma}} (w + \delta)^{d_{\gamma} - d_0} (w + \delta + wg)^{d_0} |\mathbf{X}_{\gamma}^T \mathbf{X}_{\gamma}|^{-1}. \quad (3.22)$$

A detailed proof for this result can be found in Appendix A.4. For  $\delta = n$ ,  $g = n^2$  and  $w = g/(g + \delta) = n/(n + 1)$  the variance multiplier appearing in (3.22) becomes

$$\begin{aligned} w^{d_\gamma} (w + \delta)^{d_\gamma - d_0} (w + \delta + wg)^{d_0} &= n^{2d_\gamma} \left[ \frac{n + 2}{(n + 1)^2} \right]^{d_\gamma - d_0} \left[ \frac{n^2 + n + 2}{(n + 1)^2} \right]^{d_0} \\ &= n^{2d_\gamma} \left[ \frac{n + 2}{(n + 1)^2} \right]^{d_\gamma} \left[ \frac{n^2 + n + 2}{n + 2} \right]^{d_0}. \end{aligned} \quad (3.23)$$

Comparing the ratio of the variance multiplier in (3.23) over the variance multiplier of the  $g$ -prior, which is  $n^{d_\gamma}$  for  $g = n$ , we have on log-scale

$$\phi(n) = \log \left( \left[ \frac{n^2 + 2n}{n^2 + 2n + 1} \right]^{d_\gamma} \left[ \frac{n^2 + n + 2}{n + 2} \right]^{d_0} \right), \quad (3.24)$$

with

$$\phi'(n) = \frac{2d_\gamma}{(n^2 + 2n)(n + 1)} + \frac{d_0(n^2 + 4n)}{(n^2 + n + 2)(n + 2)} \geq 0. \quad (3.25)$$

The function  $\phi(n)$  is monotonically increasing but it is not always positive. For instance,  $\phi(n) < 0$  for  $n = 2$ ,  $d_0 = 1$  and  $d_\gamma \geq 6$ . However,  $n$  and  $d_\gamma$  cannot be treated separately, since a minimal restriction is that the sample size must be at least  $n = d_\gamma + 1$  in order to be able to estimate the regression parameters and the error variance. Given this constraint, there is no meaning in evaluating  $\phi(2)$ , because  $n = 2$  allows for only one regressor. For  $n = 3$ ,  $d_\gamma = 2$  and  $d_0 = 1$ ,  $\phi(n)$  is positive, and the same holds for any  $n$  as long as  $n \geq d_\gamma + 1$ . Thus, the variance of the CR-PCEP prior is larger than that of the  $g$ -prior, which means that CR-PCEP prior will in general tend to favor less complex models. However, the difference between the two variances depends strongly on the relative magnitudes of  $n$  and  $d_\gamma$ . If we rewrite the variance multiplier in (3.23) as

$$w^{d_\gamma} (w + \delta)^{d_\gamma - d_0} (w + \delta + wg)^{d_0} = n^{d_\gamma} \left[ \frac{n^2 + 2n}{n^2 + 2n + 1} \right]^{d_\gamma} \left[ \frac{n^2 + n + 2}{n + 2} \right]^{d_0}, \quad (3.26)$$

then for relatively large  $n$  the first fraction in (3.26) tends to one while the second fraction tends to  $n$ . Assuming that  $d_0 = 1$ , the CR-PCEP variance multiplier is then approximately equal to  $n^{d_\gamma + 1}$  and the ratio in (3.24) will be  $\phi(n) \approx \log(n^{d_\gamma + 1}/n^{d_\gamma}) = \log(n)$ . Also for increasing  $d_\gamma$  the CR-PCEP variance multiplier will be  $n^{d_\gamma + 1} \approx n^{d_\gamma}$ . Thus, for reasonably large samples the variance of the CR-PCEP prior will approach the variance of the  $g$ -prior as the number of covariates increases; see Section 3.3.4 for numerical illustrations.

The comparison with respect to the initial PCEP approach is more straightforward. In this case, the ratio of the CR-PCEP variance multiplier over the corresponding multiplier



of the PCEP prior, given in (3.14), is

$$\begin{aligned}
\phi(n) &= \log \left( \left[ \frac{n+2}{(n+1)^2} \right]^{d_\gamma} \left[ \frac{n^2+n+2}{n+2} \right]^{d_0} \left[ \frac{2n+1}{(n+1)^2} \right]^{d_0-d_\gamma} \right) \\
&= \log \left( [n+2]^{d_\gamma-d_0} [2n+1]^{d_0-d_\gamma} \left[ \frac{n^2+n+2}{(n+1)^2} \right]^{d_0} \right) \\
&= \log \left( \left[ \frac{n+2}{2n+1} \right]^{d_\gamma-d_0} \left[ \frac{n^2+n+2}{n^2+2n+1} \right]^{d_0} \right). \tag{3.27}
\end{aligned}$$

Both fractions appearing in (3.27) are smaller than or equal to one for  $n \geq 1$  and therefore the ratio is always negative. This means that the CR-PCEP prior will likely result in less parsimonious variable selection compared to the PCEP prior.

### 3.3.3 Properties of the DR-PCEP prior

The baseline-posterior prior  $\pi_\gamma^N(\boldsymbol{\beta}_\gamma | \mathbf{y}^*, \sigma^2, \delta)$  under the DR-PCEP prior is exactly of the same form as the corresponding one under the CR-PCEP prior presented in (3.16). What changes now is the definition of the prior predictive of model  $M_0$ , given in (3.5). Based on (A.2.2) in Appendix 2.1 and the definition of the DR-PCEP prior predictive in (3.5), we have that

$$\begin{aligned}
m_0^N(\mathbf{y}^* | \sigma^2, \delta) &= \frac{\delta^{\frac{n}{2}} (2\pi\sigma^2)^{\frac{n(\delta-1)}{2\delta}} f_{N_n}(\mathbf{y}^*; \mathbf{0}, \boldsymbol{\Lambda}_0^{(\text{DR})-1} \sigma^2)}{\int \delta^{\frac{n}{2}} (2\pi\sigma^2)^{\frac{n(\delta-1)}{2\delta}} f_{N_n}(\mathbf{y}^*; \mathbf{0}, \boldsymbol{\Lambda}_0^{(\text{DR})-1} \sigma^2) d\mathbf{y}^*} \\
&= f_{N_n}(\mathbf{y}^*; \mathbf{0}, \boldsymbol{\Lambda}_0^{(\text{DR})-1} \sigma^2) \tag{3.28}
\end{aligned}$$

with

$$\boldsymbol{\Lambda}_0^{(\text{DR})-1} = \delta \mathbf{I}_n + g \mathbf{1}_n (\mathbf{1}_n^T \mathbf{1}_n)^{-1} \mathbf{1}_n^T = \delta \mathbf{I}_n + g n^{-1} \mathbf{1}_n \mathbf{1}_n^T$$

and

$$\boldsymbol{\Lambda}_0^{(\text{DR})} = \delta^{-1} (\mathbf{I}_n - \frac{g}{g+\delta} \mathbf{1}_n (\mathbf{1}_n^T \mathbf{1}_n)^{-1} \mathbf{1}_n^T) = \delta^{-1} (\mathbf{I}_n - \frac{g}{g+\delta} n^{-1} \mathbf{1}_n \mathbf{1}_n^T).$$

Notice that the prior predictive in (3.28) has exactly the same form as the corresponding PCEP prior predictive and also the same covariance matrix, i.e.  $\boldsymbol{\Lambda}_0^{(\text{DR})} = \boldsymbol{\Lambda}_0$ .

From (3.16) and (3.28) we have that

$$\begin{aligned}
\pi_\gamma^{\text{DR-PCEP}}(\boldsymbol{\beta}_\gamma, \sigma^2 | \delta) &= \pi_\gamma^{\text{DR-PCEP}}(\boldsymbol{\beta}_\gamma | \sigma^2, \delta) \pi_\gamma^N(\sigma^2) \\
&\propto \left[ \int \pi_\gamma^N(\boldsymbol{\beta}_\gamma | \mathbf{y}^*, \sigma^2, \delta) m_0^N(\mathbf{y}^* | \sigma^2, \delta) d\mathbf{y}^* \right] \sigma^{-2} \\
&\propto \left[ \int f_{N_{d_\gamma}}(\boldsymbol{\beta}_\gamma; w \widehat{\boldsymbol{\beta}}_\gamma^*, w \delta (\mathbf{X}_\gamma^T \mathbf{X}_\gamma)^{-1} \sigma^2) f_{N_n}(\mathbf{y}^*; \mathbf{0}, \boldsymbol{\Lambda}_0^{-1} \sigma^2) d\mathbf{y}^* \right] \sigma^{-2} \\
&\propto f_{N_{d_\gamma}}(\boldsymbol{\beta}_\gamma; \mathbf{0}, \delta (\mathbf{X}_\gamma^T [w^{-1} \mathbf{I}_n - (\delta \boldsymbol{\Lambda}_0 + w \mathbf{H}_\gamma)^{-1}] \mathbf{X}_\gamma)^{-1} \sigma^2) \sigma^{-2}. \tag{3.29}
\end{aligned}$$

Thus, the DR-PCEP prior for  $\beta_\gamma$  and  $\sigma^2$  conditional on and  $\delta$  is exactly the same as the PCEP prior in (3.9), therefore, the posterior distributions will also match.

Hence, the properties (iii) and (iv) of the PCEP prior, discussed in Section 3.3.1, automatically also hold for the DR-PCEP prior. Namely, the limiting behavior of the DR-PCEP marginal likelihood will approximate that of the BIC criterion, since

$$\begin{aligned} \log m_\gamma^{\text{DR-PCEP}}(\mathbf{y}|\delta) &\approx C - \frac{d_\gamma}{2} \log(n+1) - \frac{n}{2} \log(\text{RSS}_\gamma) \\ &\approx C - \frac{d_\gamma}{2} \log(n) - \frac{n}{2} \log(\text{RSS}_\gamma) \\ &\approx C - \frac{1}{2} \text{BIC}_\gamma, \end{aligned} \tag{3.30}$$

for large  $n$  and  $\delta = n$ , and the variance multiplier of the DR-PCEP prior will be the same as in (3.14), resulting in a ratio over the  $g$ -prior variance multiplier given in log scale by

$$\phi(n) = \log \left( n^{d_\gamma} \left[ \frac{2n+1}{(n+1)^2} \right]^{d_\gamma - d_0} \right), \tag{3.31}$$

which is positive for all  $n \geq 2$ ; see Fouskakis and Ntzoufras (2015). This means that the DR-PCEP prior has a larger variance than the  $g$ -prior, thus favoring more parsimonious models. In addition, based on the result in (3.27) it also has a larger variance than the CR-PCEP prior.

### 3.3.4 Numerical illustrations

Here we provide some basic illustrations that highlight the behavior of the variance multipliers of the CR-PCEP and DR-PCEP priors for varying sample size and number of predictors, given the restriction that  $n \geq d_\gamma + 1$  and assuming that  $d_0 = 1$ .

Figure 1 presents plots, under fixed values of  $d_\gamma$  and varying  $n$ , of the ratios of the CR-PCEP and DR-PCEP variance multipliers over the corresponding  $g$ -prior variance multiplier as presented in (3.24) and (3.31), respectively. As seen both ratios are positive, but as expected the ratio under the DR-PCEP approach is always greater than the corresponding ratio based on the CR-PCEP prior. In addition, the ratio of the DR-PCEP prior over the  $g$ -prior is becoming larger for increasing values of  $d_\gamma$ , while the corresponding ratio of the CR-PCEP prior is not affected by  $d_\gamma$  as it becomes equal to  $\log(n)$  for relatively large samples.

In Figure 2 the variance multipliers of the CR-PCEP prior, the DR-PCEP prior and the  $g$ -prior are plotted on log-scale for fixed values of  $d_\gamma$  and increasing sample size  $n$ . The plots of Figure 2 clearly illustrate that the variance of the CR-PCEP prior is always in between the range defined by the variance of the  $g$ -prior and the variance of the DR-PCEP prior. In addition as  $d_\gamma$  becomes larger the CR-PCEP variance gets closer to the variance of the  $g$ -prior. This feature of the CR-PCEP prior is also illustrated in Figure 3, where we examine how the magnitude of the variance multipliers changes when sample size is fixed and the number of predictor variables is increased.

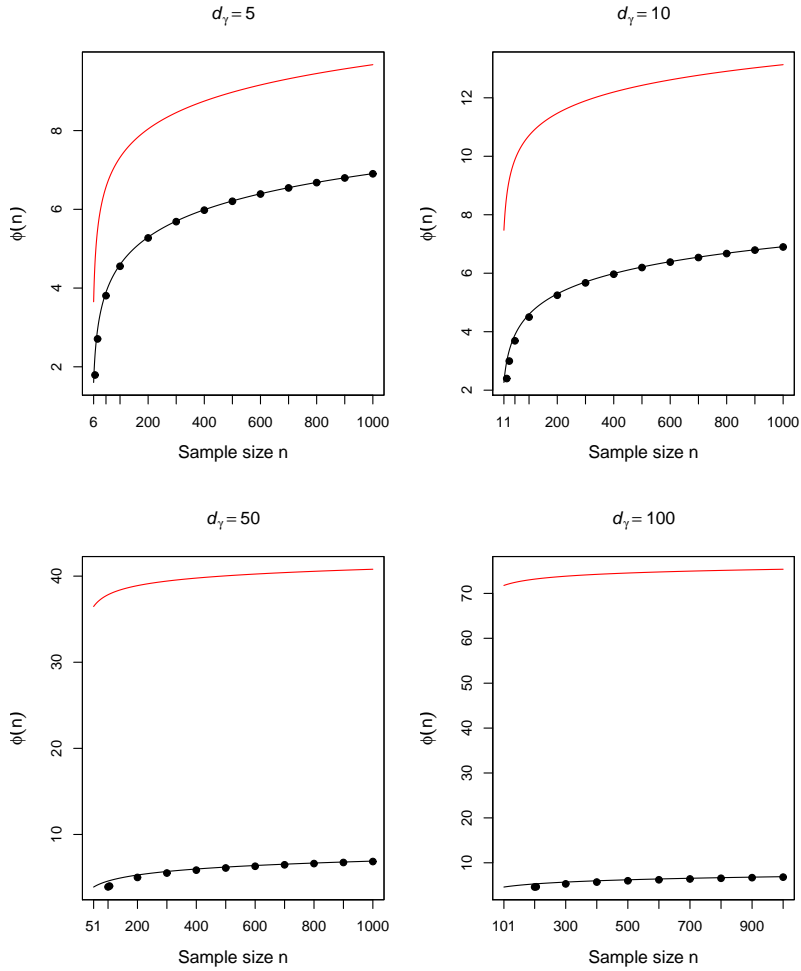


Figure 1: Ratio on log-scale of the variance multipliers of the DR-PCEP prior (in red) and CR-PCEP prior (in black) over the variance multiplier of the  $g$ -prior for  $d_\gamma = 5, 10, 50, 100$  and varying sample size; the black circles correspond to the approximation  $\log(n)$ .

### 3.4 Posterior distributions under the CR-PCEP and DR-PCEP priors

Similarly to the PCEP posterior sampling approach discussed in Section 2.4 we can augment the parameter space by including the parameter vector of the reference model  $M_0$  and utilize the general hierarchical model form in order to sample jointly  $\beta_\gamma$ ,  $\beta_0$  and  $\mathbf{y}^*$ . The posterior distributions under the two variations of the PCEP are very similar to the one presented in (2.18) as the only change is essentially the definition of the likelihood

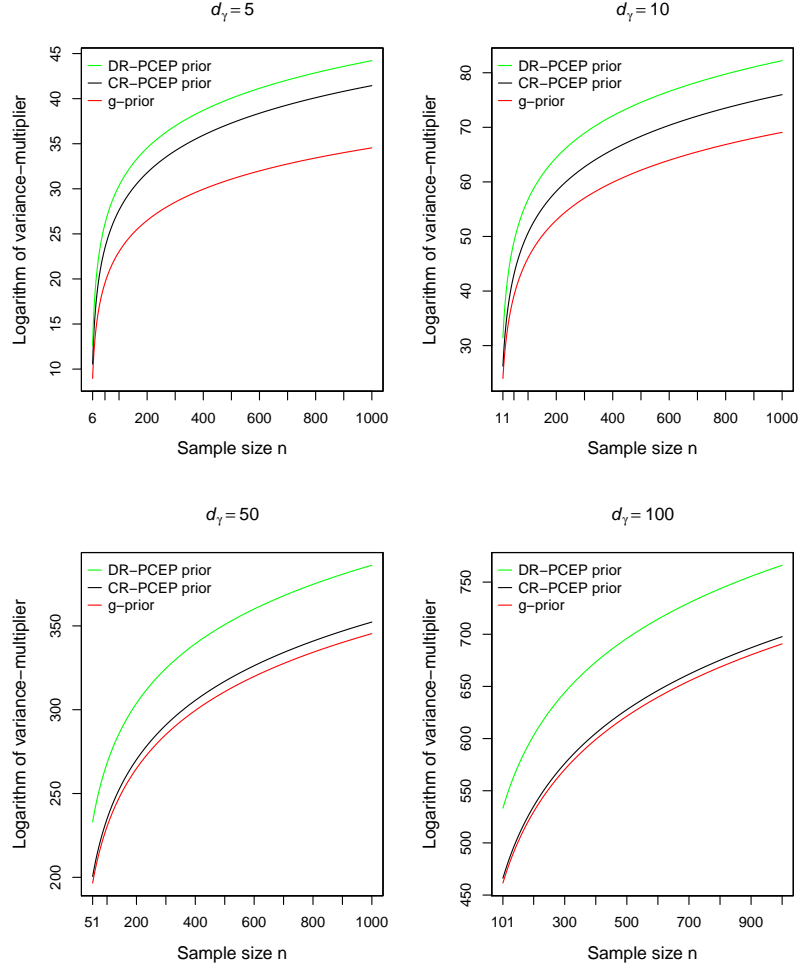


Figure 2: Log-scaled plots of the variance multipliers of the DR-PCEP, CR-PCEP and  $g$  priors for  $d_\gamma = 5, 10, 50, 100$  and varying sample size.

function for model  $M_\gamma$  and model  $M_0$ . Specifically, the CR-PCEP posterior is

$$\begin{aligned} \pi_\gamma^{\text{CR-PCEP}}(\boldsymbol{\beta}_\gamma, \beta_0, \mathbf{y}^* | \mathbf{y}, \delta) &\propto f_\gamma(\mathbf{y} | \boldsymbol{\beta}_\gamma) \frac{f_\gamma(\mathbf{y}^* | \boldsymbol{\beta}_\gamma)^{1/\delta} \pi_\gamma^N(\boldsymbol{\beta}_\gamma)}{m_\gamma^N(\mathbf{y}^* | \delta)} \\ &\quad \times f_0(\mathbf{y}^* | \beta_0) \pi_0^N(\beta_0), \end{aligned} \quad (3.32)$$

while the DR-PCEP posterior is given by

$$\begin{aligned} \pi_\gamma^{\text{DR-PCEP}}(\boldsymbol{\beta}_\gamma, \beta_0, \mathbf{y}^* | \mathbf{y}, \delta) &\propto f_\gamma(\mathbf{y} | \boldsymbol{\beta}_\gamma) \frac{f_\gamma(\mathbf{y}^* | \boldsymbol{\beta}_\gamma)^{1/\delta} \pi_\gamma^N(\boldsymbol{\beta}_\gamma)}{m_\gamma^N(\mathbf{y}^* | \delta)} \\ &\quad \times f_0(\mathbf{y}^* | \beta_0)^{1/\delta} \pi_0^N(\beta_0), \end{aligned} \quad (3.33)$$

where the prior predictive of model  $M_\gamma$  appearing in the denominator of (3.32) and of (3.33) is given in (3.2). Based on the Laplace approximation this quantity can be evaluated

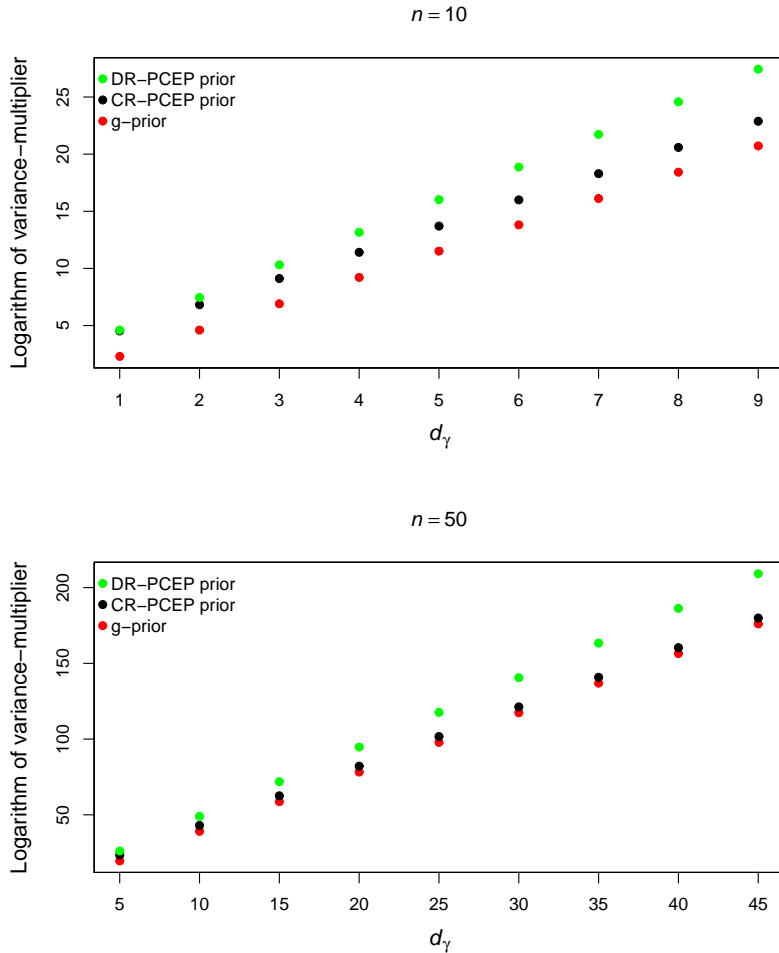


Figure 3: Log-scaled plots of the variance multipliers of the DR-PCEP, CR-PCEP and  $g$  priors for an increasing number of predictors  $d_\gamma$  and fixed sample size  $n$ .

as

$$\hat{m}_\gamma^N(\mathbf{y}^*|\delta) = (2\pi)^{d_\gamma/2} |\tilde{\Sigma}_\gamma|^{1/2} f_\gamma(\mathbf{y}^*|\tilde{\beta}_\gamma)^{1/\delta} \pi_\gamma^N(\tilde{\beta}_\gamma),$$

where  $\tilde{\beta}_\gamma$  is the posterior mode and  $\tilde{\Sigma}_\gamma$  is minus the inverse Hessian matrix evaluated at  $\tilde{\beta}_\gamma$ , i.e.  $\tilde{\Sigma}_\gamma = \delta(\mathbf{X}_\gamma^T \mathbf{W}_\gamma(\tilde{\beta}_\gamma) \mathbf{X}_\gamma)^{-1}$ .

As discussed previously, one can implement stochastic search algorithms based on Gibbs sampling to perform variable selection given the CR-PCEP and DR-PCEP posterior distributions. We specifically utilize the Gibbs variable selection (GVS) algorithm of Dellaportas et al. (2002) for this task, although one can also use other stochastic search approaches. Detailed GVS algorithms under CR-PCEP and DR-PCEP for variable selection in logistic and Poisson regression models are provided in Appendix B.

### 3.5 Summary

In this Section we proposed two alternative versions of the PCEP prior which can be used for variable selection in GLMs. We presented some of the properties of the CR-PCEP and DR-PCEP prior for the normal linear regression model assuming a Zellner’s  $g$ -prior as baseline prior for the regression parameters and a reference baseline prior for the variance parameter, based on the recommended hyper-parameter values suggested in Fouskakis et al. (2015). The CR-PCEP prior was found to be a consistent prior for model selection but less parsimonious than the PCEP prior. On the other hand, the DR-PCEP prior matches exactly the initial PCEP prior which means that it is equally parsimonious and that the marginal likelihood under DR-PCEP is consistent. It should be noted, however, that the theoretical results presented here are initial exploratory results that do not necessarily hold under different baseline priors and/or for non-normal GLMs.

## 4 Hyper- $\delta$ extensions

As discussed in Section 2.3 the PCEP prior can be interpreted as a mixture of  $g$ -priors where the mixture distribution is the prior predictive of the reference model and parameter  $\delta$  is equivalent to parameter  $g$ . This means that in comparison to the hyper- $g$  prior design (Liang et al.,2008), we assign a hyper-prior to the imaginary data  $\mathbf{y}^*$ , instead of assigning a hyper-prior to  $\delta \equiv g$ .

Given this consideration, it is easy to think of PCEP extensions that include an extra hierarchical level by adding a hyper-prior for  $\delta$  as well. Under this setting we can define the PCEP hyper- $\delta$  prior as

$$\pi_{\gamma}^{\text{PCEP}}(\boldsymbol{\beta}_{\gamma}) = \int \int f_{N_{d_{\gamma}}}(\boldsymbol{\beta}_{\gamma}; \widehat{\boldsymbol{\beta}}_{\gamma}^*, \delta(\mathbf{X}_{\gamma}^{*T} \mathbf{W}_{\gamma}^* \mathbf{X}_{\gamma}^*)^{-1}) m_0^N(\mathbf{y}^* | \delta) \pi(\delta) d\mathbf{y}^* d\delta, \quad (4.1)$$

where  $\widehat{\boldsymbol{\beta}}_{\gamma}^*$  is the MLE given the imaginary data. Note that without loss of generality and for ease of exposition in (4.1) we use the normal approximation given in (2.4) for the baseline-posterior prior  $\pi_{\gamma}^N(\boldsymbol{\beta}_{\gamma} | \mathbf{y}^*, \delta)$ . Sensible options for  $\pi(\delta)$  are the hyper- $g$  equivalents proposed in Liang et al. (2008). Specifically we can use a hyper- $\delta$  prior of the form

$$\pi(\delta) = \frac{a-2}{2} (1+\delta)^{-a/2},$$

which corresponds to a Beta( $1, \frac{a}{2} - 1$ ) for the shrinkage factor  $\frac{\delta}{1+\delta}$ . Thinking in terms of shrinkage, Liang et al. (2008) propose setting  $a = 3$  in order to place most of the probability mass near 1 or  $a = 4$  which leads to a uniform prior. The option  $a = 2$  results in the reference prior and Jeffreys prior. Another alternative option would be a hyper- $\delta/n$  prior of the form

$$\pi(\delta) = \frac{a-2}{2n} \left(1 + \frac{\delta}{n}\right)^{-a/2}.$$

Incorporating the above hyper-priors to the CR-PCEP and DR-PCEP approaches is similar in manner, therefore, the related details will not be discussed further here. In addition, other priors from the related hyper- $g$  literature could also be incorporated in the PCEP design; for instance the hyper prior of Zellner and Siow (1980) or the more recent hyper- $g$  priors proposed by Maruyama and George (2011) and Bayarri et al. (2012). Of course, it should be noted that when working outside the context of the normal regression model the integration in (4.1) with respect to  $\delta$  will not be tractable. This means that one must additionally sample from the posterior of  $\delta$  based on the extended hierarchical model that includes  $\delta$ . The CR-PCEP and DR-PCEP variable selection algorithms, utilized in this study, also include the option of letting  $\delta$  be random; see Appendix B for analytic information.

A subtle point in our case is that  $\delta$  is not directly related to the real data  $\mathbf{y}$ , which implies that  $\delta$  has no support from  $\mathbf{y}$ . However, a counterargument is that the posterior of  $\delta$  is dependent on the parameters of models  $M_\gamma$  and  $M_0$  which are in turn influenced by  $\mathbf{y}$ , thus the posterior of the power-parameter is supported by the real data indirectly. Another arguable point is that when  $\delta$  is random instead of being fixed at  $\delta = n^*$ , then the PCEP prior, and its variations considered here, are not anymore unit-information priors as discussed in Section 2.3. This can be considered as a downside, in terms of interpretation, yet this also the case for Zellner’s  $g$ -prior under various approaches that set  $g \neq n$  (see e.g. Fernández et al., 2000) and also under the hyper- $g$  priors proposed in Liang et al. (2008).

## 5 Results

In this section we present two simulation studies concerning logistic regression, one simulation for Poisson regression and one real data example for binomial responses. In the results that follow we consider using the initial approach of Fouskakis et al. (2015) with  $\delta = n^* = n$  as well as the hyper- $\delta$  and hyper- $\delta/n$  extensions discussed in 4. The models under consideration do not involve a nuisance parameter so essentially we work with the PEP variations. Jeffrey’s prior for GLMs (Ibrahim and Laud, 1991) is used as the baseline prior for  $\boldsymbol{\beta}_\gamma$ , namely  $\pi_\gamma^N(\boldsymbol{\beta}_\gamma) \propto |\mathbf{X}_\gamma^T \mathbf{W}_\gamma \mathbf{X}_\gamma|^{1/2}$ , where  $\mathbf{W}_\gamma$  is the diagonal matrix containing the GLM weights. In addition the columns of the design matrix  $\mathbf{X}_\gamma$  are centered to their corresponding sample mean. Comparisons are presented with respect to the  $g$ -prior and to several commonly used hyper- $g$  prior approaches.

### 5.1 Simulation example 1

Here we consider two simulation scenarios for logistic and Poisson regression, presented in Hansen and Yu (2003) and Chen et al. (2008), respectively. Both of these scenarios are also considered in Li and Clyde (2015). In the logistic simulation the number of predictors is  $p = 5$ , whereas in the Poisson simulation we have  $p = 3$  predictors. Each predictor is

Scenario	Logistic ( $n = 100$ )						Poisson ( $n = 100$ )			
	$\beta_0$	$\beta_1$	$\beta_2$	$\beta_3$	$\beta_4$	$\beta_5$	$\beta_0$	$\beta_1$	$\beta_2$	$\beta_3$
null	0.1	0	0	0	0	0	-0.3	0	0	0
sparse	0.1	0.7	0	0	0	0	-0.3	0.3	0	0
medium	0.1	1.6	0.8	-1.5	0	0	-0.3	0.3	0.2	0
full	0.1	1.75	1.5	-1.1	-1.4	0.5	-0.3	0.3	0.2	-0.15

Table 1: Four simulation scenarios for logistic and Poisson regression assuming independent and correlated predictors.

drawn from a standard normal distribution with pairwise correlation given by

$$\text{corr}(X_i, X_j) = r^{|i-j|}, \quad 1 \leq i < j \leq p.$$

Two cases are examined: (i) independent predictors ( $r = 0$ ) and (ii) correlated predictors ( $r = 0.75$ ). In addition, four scenarios of different sparsity are considered; the true data-generating models are summarized in Table 1. For the logistic case we assume the same sample size as in Hansen and Yu (2003), namely  $n = 100$ , but set the regression coefficients in way that the odds ratios are much lower than the corresponding ones considered in Hansen and Yu (2003), in order to reduce the signal from the generated data. Given the coefficients in Table 1, the odds ratios are approximately 2, 2.5 and 3.5 for the sparse, medium and full models, respectively. For the Poisson simulation we use the same regression coefficients as Chen et al. (2008), but reduce the sample size to one fifth, i.e.  $n = 100$ . Each simulation is repeated 100 times.

We consider the CR-PEP and DR-PEP priors and their hyper- $\delta$  and hyper- $\delta/n$  extensions, presented in Section 4, with parameter  $a$  set equal to 3. We compare the PEP variants to Zellner’s  $g$ -prior with  $g = n$ , the hyper- $g$  and hyper- $g/n$  priors with  $a = 3$  (Liang et al., 2008) and the generalized beta hyper- $g$  prior (Maruyama and George, 2011), which is denoted as MG hyper- $g$  henceforth. For these four approaches we use the  $g$ -prior GLM adaptation of Bové and Held (2011), including the intercept term. A uniform distribution is assigned to the prior model probabilities. For all the priors under consideration and all simulated datasets we utilized the GVS algorithm in order to locate the MAP model under each approach.

Results based on the frequency of identifying the true data-generating model through the MAP model for the logistic regression simulation are summarized in Table 2. Initially, from a general perspective the comparison between the PEP-prior approaches versus the rest of the methods indicates the following:

- i) Overall the PEP variations perform well, since in 5 out of the 8 simulation scenarios the “best” prior for identifying the true model is at least one of the PEP priors.
- ii) The PEP variations seem to perform better (or at least marginally better – depending on case) under the null, sparse and medium simulation scenarios.
- iii) The PEP variations perform overall worse than the other methods (except of the  $g$ -prior which has a similar behavior) when the true model is the full model.



Logistic regression simulation: independent predictors

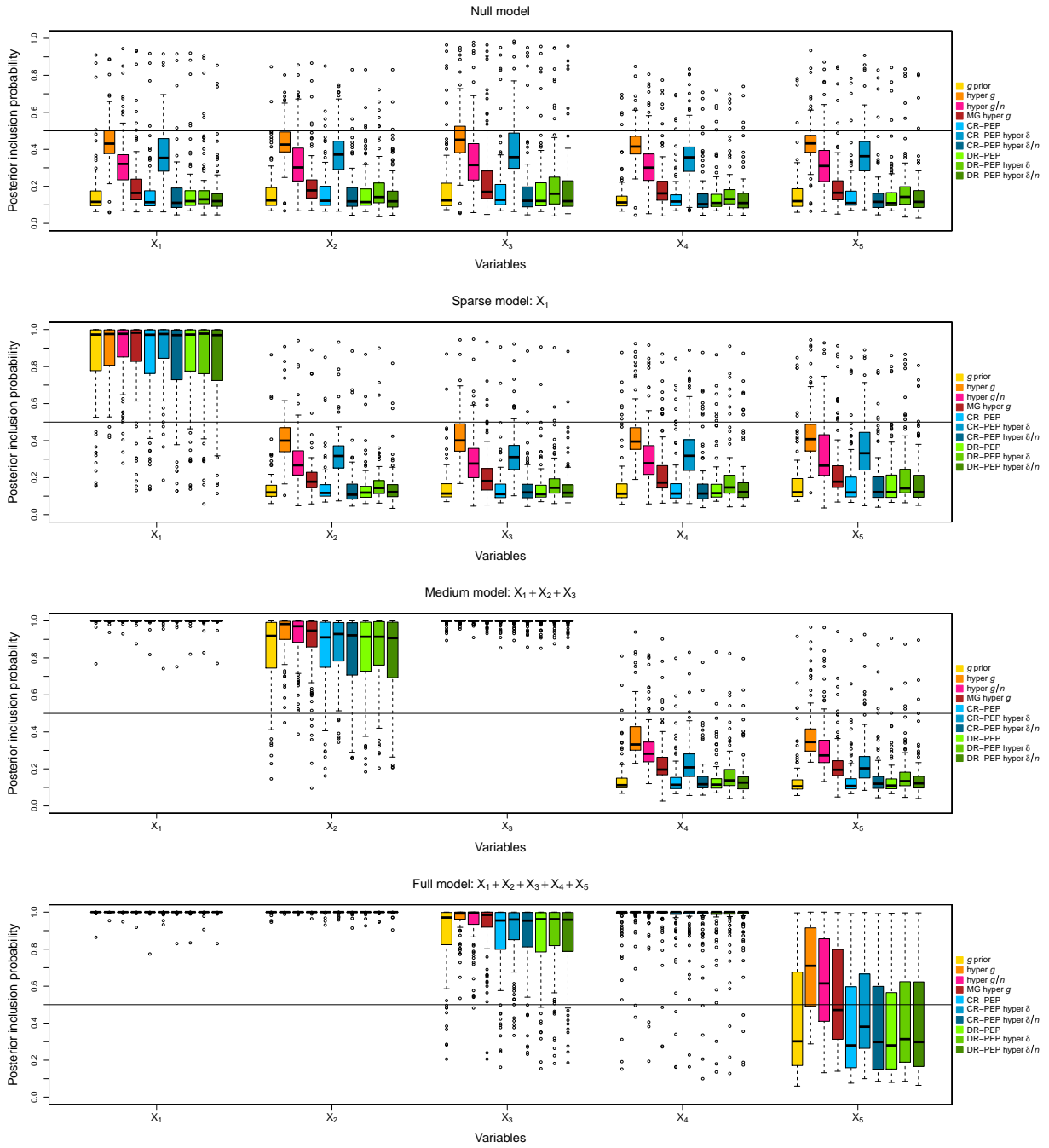


Figure 4: Posterior inclusion probabilities for Simulation Example 1 under the various priors from 100 repetitions of the null, sparse, medium and full logistic simulation models with independent predictors ( $r = 0$ ).

Logistic regression simulation: correlated predictors

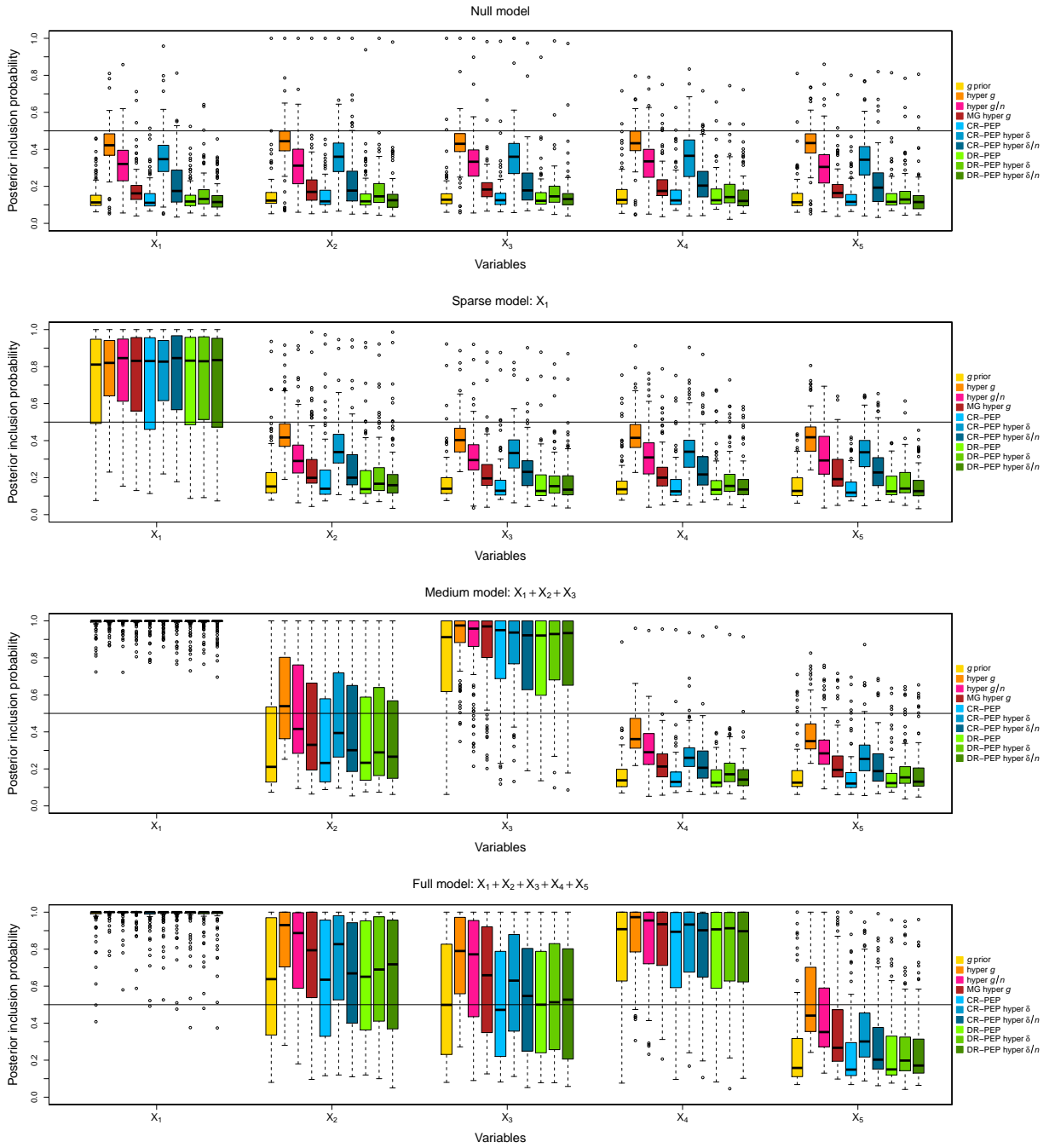


Figure 5: Posterior inclusion probabilities for Simulation Example 1 under the various priors from 100 repetitions of the null, sparse, medium and full logistic simulation models with correlated predictors ( $r = 0.75$ ).

With respect to the differences between the CR-PEP and DR-PEP priors we find no

obvious differences between the two approaches for fixed  $\delta = n$ . Concerning the fixed  $\delta$  approach versus the two hyper- $\delta$  extensions, we see that the DR-PEP prior result more or less in the same MAP success patterns. Nevertheless, this is not the case for the CR-PEP methods as the hyper- $\delta$  prior seems to provide more support to complex models than the fixed  $\delta$  prior, while the hyper- $\delta/n$  prior is somewhere in the middle. Interestingly, a similar pattern is observed among the  $g$ -prior and the hyper- $g$ , hyper- $g/n$  priors.

Boxplots of posterior inclusion probabilities under each method and also simulation scenario are presented in Figure 4 for the case of independent predictors and in Figure 5 for the case of correlated predictors.

The MAP results from the Poisson simulations are presented in Table 3. Overall, similar conclusions can be drawn. Specifically, looking at the differences between the PEP priors and the various  $g$ -priors, points to the following:

- i) The PEP variations perform again well; in this case 6 out of the 8 best MAP success patterns are observed in one of the PEP priors.
- ii) The PEP priors perform overall better when the true model is either the null model or the sparse model.
- iii) For the medium model the PEP priors perform more or less equally well to the other methods.
- iv) Except of the CR-PEP hyper- $\delta$  and  $\delta/n$  priors, the rest of the PEP priors have lower MAP success rates in comparison to the other methods (except of the  $g$ -prior) when the true model is the full model.

The comparison among the various PEP variations leads to the same findings that were discussed previously for the logistic regression case. Again, the most interesting finding is that the resulting MAP model under the DR-PEP prior does not seem to change when assigning a hyper prior on  $\delta$ . On the contrary, this is not the case for the CR-PEP prior, since the hyper- $\delta$  extension systematically supports more complex models. To a lesser extend the same holds for the CR-PEP hyper- $\delta/n$  prior.

As a final remark, we note that all priors yield lower MAP success rates under the null scenario of the logistic simulations compared to the corresponding rates observed in the Poisson simulations. On the other hand, under the full scenario, the MAP success rates are higher in the logistic simulations. This can be attributed to the fact that the regression coefficients in the Poisson simulation are quite smaller in absolute value than the coefficients used in the logistic simulation; see Table 1.

Boxplots of posterior inclusion probabilities under each method and simulation scenario are presented in Figure 6 for the case of independent predictors and in Figure 7 for the case of correlated predictors. Finally, in Table 4 we present the posterior inclusion probabilities under varying sample size ( $n = 25, 50, 100$ ) from one simulated Poisson dataset with independent predictors. As seen, the posterior inclusion probabilities improve in general (in terms of recognizing the correct model) as sample size increases, especially for the simulation scenarios where at least one variable is influential.

Scenario	$r$	Prior distributions											
		$g$ -prior	hyper $g$ -prior	hyper $g/n$ -prior	MG hyper $g$ -prior	CR PEP	CR hyper- $\delta$	CR PEP hyper- $\delta/n$	DR PEP	DR hyper- $\delta$	DR PEP hyper- $\delta/n$	DR PEP hyper- $\delta/n$	
null	0.00	79	31	58	70	79	46	80	79	73	82	82	
	0.75	92	46	75	88	94	60	82	93	91	92	92	
sparse	0.00	71	49	64	64	72	58	68	72	72	72	72	
	0.75	77	45	68	71	72	60	76	74	73	73	73	
medium	0.00	83	73	79	82	83	84	81	83	84	84	84	
	0.75	28	33	34	29	26	37	32	27	29	27	27	
full	0.00	34	74	64	48	28	38	29	26	32	31	31	
	0.75	8	33	25	16	8	12	10	8	10	8	8	

Table 2: Logistic regression: number of times that the MAP model corresponds to the true model for 100 simulated datasets; row-wise largest value is in bold type.

Scenario	$r$	Prior distributions											
		$g$ -prior	hyper $g$ -prior	hyper $g/n$ -prior	MG hyper $g$ -prior	CR PEP	CR hyper- $\delta$	CR PEP hyper- $\delta/n$	DR PEP	DR hyper- $\delta$	DR PEP hyper- $\delta/n$	DR PEP hyper- $\delta/n$	
null	0.00	87	59	81	84	88	71	83	90	91	<b>94</b>		
	0.75	93	71	83	90	95	75	91	95	<b>97</b>	95		
sparse	0.00	74	72	72	72	76	68	<b>80</b>	73	68	69		
	0.75	36	41	42	37	35	<b>44</b>	40	32	30	28		
medium	0.00	29	<b>45</b>	38	32	27	44	30	28	25	20		
	0.75	0	3	1	0	0	<b>4</b>	0	0	0	0		
full	0.00	5	<b>21</b>	13	10	5	18	11	5	4	3		
	0.75	0	2	1	0	0	<b>3</b>	0	0	0	0		

Table 3: Poisson regression: number of times that the MAP model corresponds to the true model for 100 simulated datasets; row-wise largest value is in bold type.

Poisson regression simulation: independent predictors

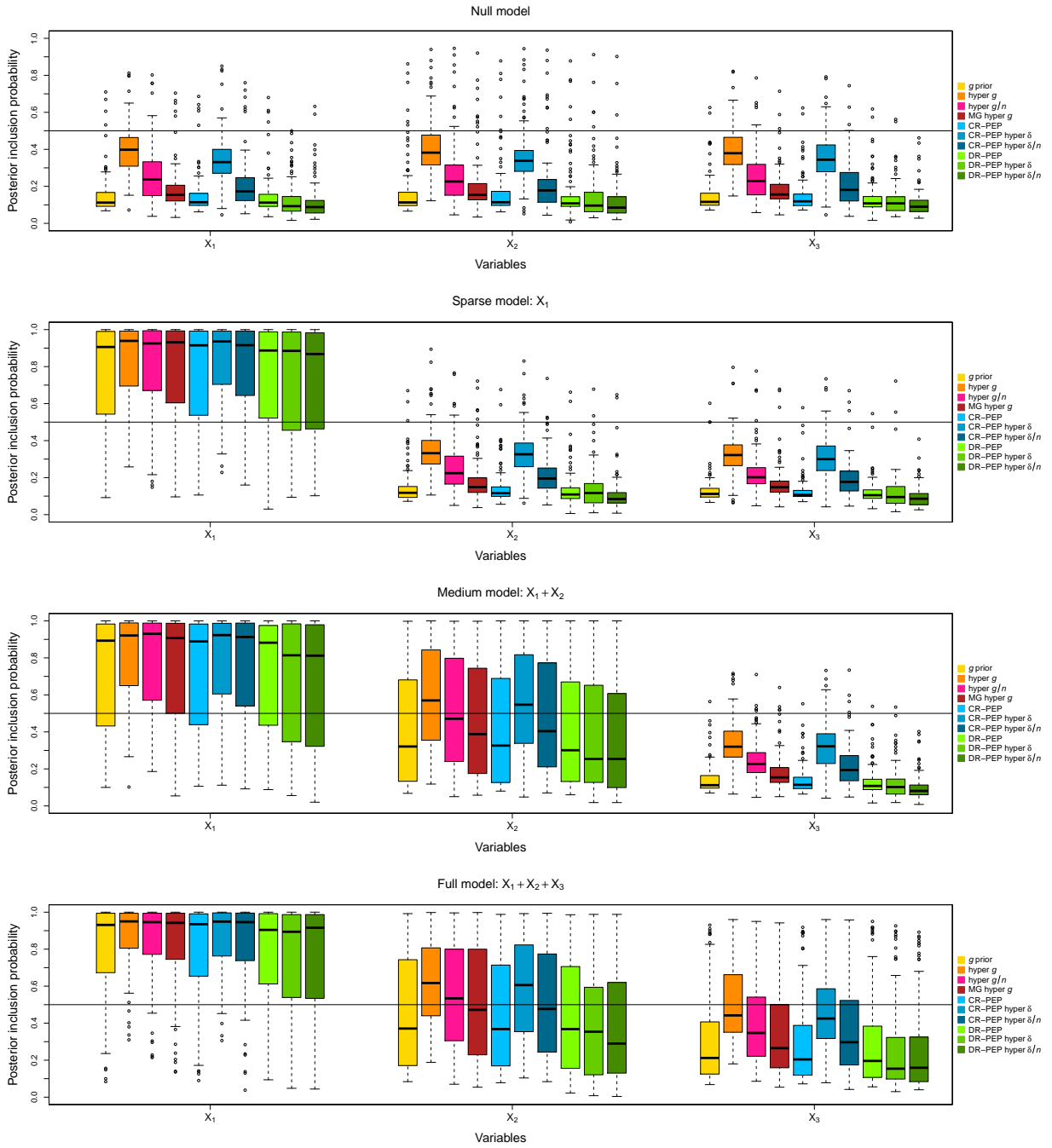


Figure 6: Posterior inclusion probabilities for Simulation Example 1 under the various priors from 100 repetitions of the null, sparse, medium and full Poisson simulation models with independent predictors ( $r = 0$ ).

Poisson regression simulation: correlated predictors

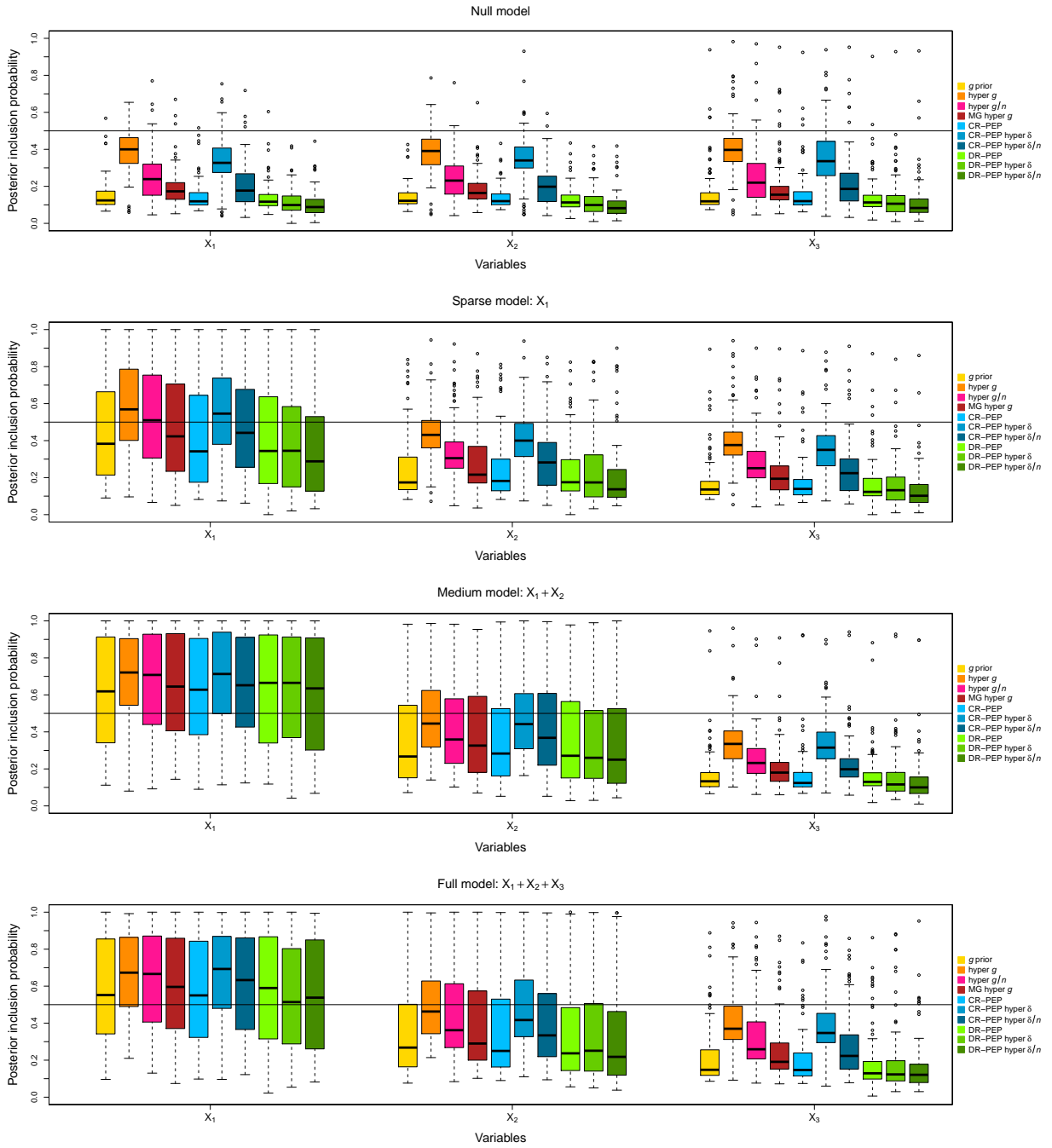


Figure 7: Posterior inclusion probabilities for Simulation Example 1 under the various priors from 100 repetitions of the null, sparse, medium and full Poisson simulation models with correlated predictors ( $r = 0.75$ ).

Poisson simulation with independent predictors: posterior inclusion probabilities under varying sample size										
Scenario	Prior	$X_1$			$X_2$			$X_3$		
		$n = 25$	$n = 50$	$n = 100$	$n = 25$	$n = 50$	$n = 100$	$n = 25$	$n = 50$	$n = 100$
Null	$g$ -prior	0.19	0.18	0.09	0.22	0.13	0.10	0.32	0.32	0.16
	hyper- $g$	0.46	0.46	0.38	0.48	0.41	0.42	0.54	0.55	0.46
	hyper- $g/n$	0.31	0.34	0.20	0.35	0.25	0.24	0.43	0.46	0.29
	MG hyper- $g$	0.16	0.26	0.13	0.21	0.19	0.14	0.28	0.41	0.20
	CR-PEP	0.17	0.17	0.08	0.23	0.13	0.11	0.31	0.34	0.15
	CR-PEP hyper- $\delta$	0.39	0.42	0.37	0.47	0.34	0.39	0.51	0.62	0.45
	CR-PEP hyper- $\delta/n$	0.21	0.12	0.16	0.27	0.09	0.17	0.33	0.23	0.23
	DR-PEP	0.17	0.18	0.11	0.25	0.14	0.11	0.32	0.35	0.16
	DR-PEP hyper- $\delta$	0.16	0.09	0.03	0.20	0.06	0.03	0.27	0.17	0.05
	DR-PEP hyper- $\delta/n$	0.11	0.10	0.05	0.16	0.07	0.06	0.22	0.21	0.07
Sparse $X_1$	$g$ -prior	0.61	1.00	0.98	0.38	0.12	0.10	0.38	0.32	0.26
	hyper- $g$	0.64	0.99	0.96	0.56	0.29	0.35	0.38	0.50	0.55
	hyper- $g/n$	0.59	0.99	0.99	0.45	0.22	0.23	0.28	0.43	0.43
	MG hyper- $g$	0.68	0.99	0.99	0.50	0.18	0.16	0.28	0.40	0.36
	CR-PEP	0.58	1.00	0.98	0.36	0.12	0.12	0.17	0.31	0.27
	CR-PEP hyper- $\delta$	0.68	1.00	0.98	0.55	0.29	0.30	0.36	0.48	0.50
	CR-PEP hyper- $\delta/n$	0.63	1.00	0.99	0.42	0.16	0.20	0.23	0.36	0.38
	DR-PEP	0.60	1.00	0.99	0.37	0.13	0.10	0.19	0.33	0.26
	DR-PEP hyper- $\delta$	0.62	0.99	0.94	0.35	0.08	0.03	0.19	0.18	0.09
	DR-PEP hyper- $\delta/n$	0.57	1.00	0.96	0.32	0.11	0.04	0.17	0.28	0.15
Medium $X_1 + X_2$	$g$ -prior	0.98	1.00	1.00	0.16	0.32	0.74	0.39	0.18	0.11
	hyper- $g$	0.96	1.00	1.00	0.32	0.53	0.86	0.50	0.34	0.30
	hyper- $g/n$	0.96	1.00	1.00	0.24	0.42	0.81	0.47	0.23	0.21
	MG hyper- $g$	0.97	1.00	1.00	0.22	0.39	0.78	0.43	0.20	0.16
	CR-PEP	0.98	1.00	1.00	0.15	0.33	0.71	0.38	0.18	0.10
	CR-PEP hyper- $\delta$	0.97	1.00	1.00	0.30	0.49	0.84	0.50	0.34	0.30
	CR-PEP hyper- $\delta/n$	0.97	1.00	1.00	0.18	0.39	0.78	0.40	0.23	0.17
	DR-PEP	0.98	1.00	1.00	0.17	0.33	0.73	0.41	0.16	0.10
	DR-PEP hyper- $\delta$	0.96	1.00	1.00	0.10	0.23	0.68	0.26	0.12	0.12
	DR-PEP hyper- $\delta/n$	0.97	1.00	1.00	0.16	0.26	0.49	0.36	0.14	0.03
Full $X_1 + X_2 + X_3$	$g$ -prior	1.00	1.00	1.00	0.57	0.68	0.63	0.64	0.62	0.92
	hyper- $g$	1.00	1.00	1.00	0.65	0.77	0.77	0.73	0.71	0.94
	hyper- $g/n$	1.00	1.00	1.00	0.56	0.77	0.72	0.64	0.68	0.92
	MG hyper- $g$	1.00	1.00	1.00	0.56	0.70	0.65	0.63	0.63	0.90
	CR-PEP	1.00	1.00	1.00	0.53	0.68	0.65	0.58	0.60	0.90
	CR-PEP hyper- $\delta$	1.00	1.00	1.00	0.61	0.77	0.80	0.66	0.72	0.94
	CR-PEP hyper- $\delta/n$	1.00	1.00	1.00	0.58	0.67	0.64	0.62	0.64	0.89
	DR-PEP	1.00	1.00	1.00	0.57	0.69	0.65	0.63	0.61	0.89
	DR-PEP hyper- $\delta$	1.00	1.00	1.00	0.49	0.73	0.56	0.54	0.63	0.86
	DR-PEP hyper- $\delta/n$	1.00	1.00	1.00	0.47	0.33	0.63	0.54	0.50	0.89

Table 4: Posterior inclusion probabilities with  $n = 25, 50, 100$  for the Poisson simulation example with independent predictors



Scenario	Logistic ( $n = 200$ )										
	$\beta_0$	$\beta_1$	$\beta_2$	$\beta_3$	$\beta_4$	$\beta_5$	$\beta_6$	$\beta_7$	$\beta_8$	$\beta_9$	$\beta_{10}$
null	0.1	0	0	0	0	0	0	0	0	0	0
sparse	0.1	0	0	-0.9	0	0	0	1.2	0	0	0.4
dense	0.1	0.6	0	-0.9	0	1	0.9	1.2	-1.2	-0.5	0

Table 5: Three logistic simulation scenarios.

## 5.2 Simulation example 2

In this second simulation example we consider a more difficult situation with  $p = 10$  potential predictors that have a complicated correlation structure. The number of competing models is  $2^{10} = 1024$ . Similar to Nott and Kohn (2005), the first five covariates are generated from a standard normal distribution, while the remaining five covariates are generated from

$$X_{ij} = N(0.3X_{i1} + 0.5X_{i2} + 0.7X_{i3} + 0.9X_{i4} + 1.1X_{i5}, 1),$$

for  $i = 1, \dots, n$  and  $j = 6, \dots, 10$ . We assume that sample size  $n$  is 200 and consider the three logistic regression data-generating models which are summarized in Table 5; the resulting odds ratios for the sparse and dense simulation models are approximately equal to 2 and 3, respectively.

As previously, the two PEP variations and their corresponding hyper-extensions are compared with respect to the  $g$ -prior, the hyper- $g$  and hyper- $g/n$  priors with  $a = 3$ , and the MG hyper- $g$  prior. We adopt a beta-binomial prior (Scott and Berger, 2010) on model space where the mixture distribution is Beta(1,1). This prior design yields prior model probabilities of the form

$$\pi^N(\gamma) = \frac{1}{p+1} \binom{p}{p_\gamma}^{-1}. \quad (5.1)$$

The comparison that follows is based on the posterior inclusion probability of each covariate. Figures 8, 9 and 10 present boxplots of the posterior inclusion probabilities from the 100 simulated data sets for the null, sparse and dense simulation scenarios, respectively.

As seen in Figure 8, under the null model the  $g$ , MG hyper- $g$ , CR/DR-PEP priors and most of the hyper- $\delta$  extensions are very efficient, since the corresponding posterior inclusion probabilities are very concentrated near 0. Contrary, the inclusion probabilities from the hyper- $g$ , hyper- $g/n$  and CR-PEP hyper- $\delta$  are larger and have more variability, especially for the former prior where the median posterior inclusion probability is approximately 0.4 for all covariates. Concerning the sparse simulation scenario, where the true model is  $X_1 + X_7 + X_{10}$ , the boxplots in Figure 9 indicate that the  $g$ -prior, the two PEP priors with fixed  $\delta$ , the DR-PEP hyper- $\delta$  and the CR/DR-PEP hyper- $\delta/n$  priors are very effective in shrinking towards zero the covariates which should not be included in the model. To a lesser extent this is also the case for the MG hyper- $g$  prior and the CR-PEP hyper- $\delta$  prior. Covariate  $X_7$ , which has the strongest positive effect, is identified as strongly influential by all methods. Regarding  $X_3$  and  $X_{10}$ , the  $g$ -prior and the various

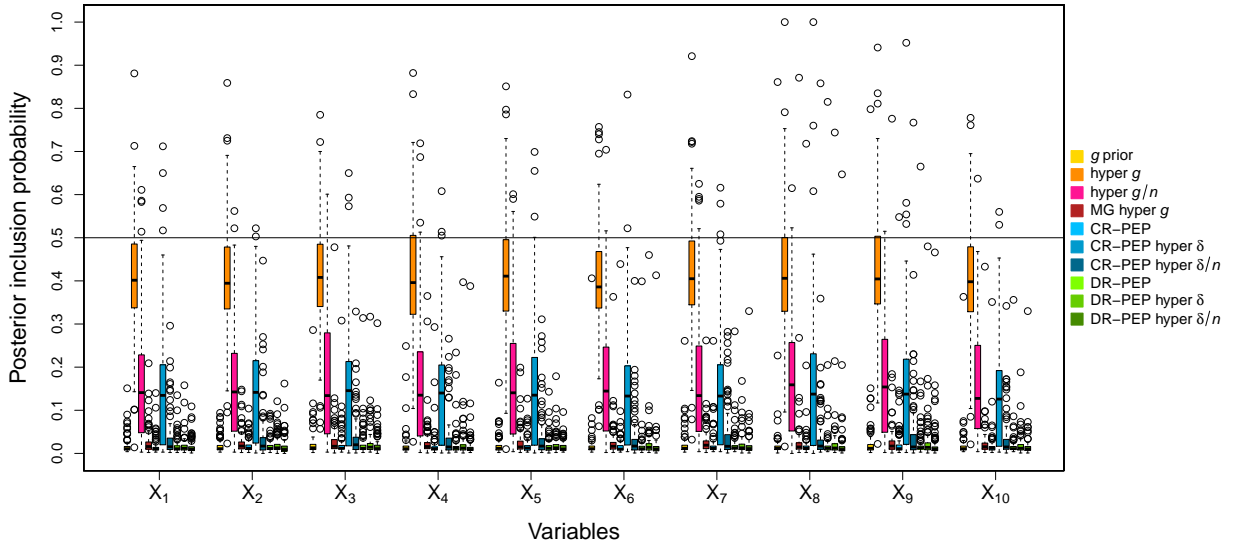


Figure 8: Posterior inclusion probabilities for Simulation Example 2 under the various priors from 100 repetitions of the null logistic simulation scenario.

CR/DR-PEP priors provide in general less support for the inclusion of these variables in comparison to the other three methods, especially for covariate  $X_{10}$  which has the weakest effect. The hyper- $g$  prior provides the most support in favor of including  $X_3$  and  $X_{10}$ , however, this prior also gives more than a 50 percent chance of including each of the non-influential variables. Finally, in the dense simulation scenario (Figure 10), where the true model is  $X_1 + X_3 + X_5 + X_6 + X_7 + X_8 + X_9$ , the  $g$ -prior and the CR/DR-PEP priors with fixed  $\delta$  perform again sufficiently well in terms of giving relatively low support to the inclusion of the three non-influential covariates. At the same time these methods provide adequate support for  $X_1, X_5, X_9$  and strong support for  $X_3, X_6, X_7, X_8$  that is in favor of inclusion. Contrary the rest of the methods systematically support more complex models; the posterior inclusion probabilities from the hyper- $g$  and hyper- $g/n$  priors suggest including all covariates, while the inclusion probabilities under the MG hyper- $g$  prior lead to the inclusion of all covariates except, perhaps, of variable  $X_{10}$ . Also, the CR/DR-PEP hyper- $\delta$  and hyper- $\delta/n$  priors provide relatively elevated support for the inclusion of variables  $X_2$  and  $X_4$ , especially under the CR prior design.

### 5.3 A real data example

This example involves a variable selection problem in a logistic regression application to real data, namely the Pima Indians diabetes data set (Ripley, 1996). The data consist of  $n = 532$  complete records on diabetes presence (present=1, not present=0) according to the WHO criteria for signs of diabetes. The presence of diabetes is associated with

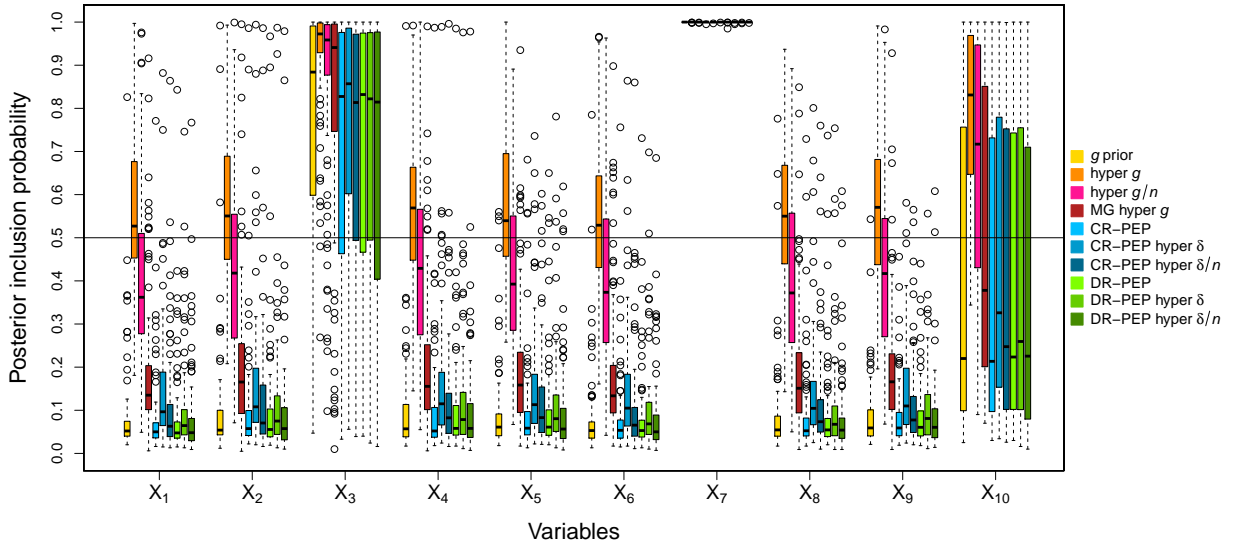


Figure 9: Posterior inclusion probabilities for Simulation Example 2 under the various priors from 100 repetitions of the sparse logistic simulation scenario where the true model is  $X_3 + X_7 + X_{10}$ .

$p = 7$  potential covariates which are listed in Table 6. The number of competing models is  $2^7 = 128$ . The particular dataset has been considered by several authors, for instance, by Bové and Held (2011) who developed the GLM extension of the hyper- $g$  prior and by Holmes and Held (2006) who considered Bayesian auxiliary variable selection methods.

As before, we consider the various PEP priors and compare them with the  $g$ -prior, the hyper- $g$  and hyper- $g/n$  priors (with  $a = 3$ ) and the MG hyper- $g$  prior. We assign a beta-binomial mixture prior on model space for an appropriate multiplicity adjustment; see (5.1). For each prior we used 41000 iterations of GVS-MCMC sampling and discarded the first 1000 as the burn-in period. Table 7 shows the resulting posterior inclusion probabilities of each covariate under the various methods. In Table 7 we also include the

Covariate	Description
$X_1$	Number of pregnancies
$X_2$	Plasma glucose concentration (mg/dl)
$X_3$	Diastolic blood pressure (mm Hg)
$X_4$	Triceps skin fold thickness (mm)
$X_5$	Body mass index ( $\text{kg}/\text{m}^2$ )
$X_6$	Diabetes pedigree function
$X_7$	Age

Table 6: Potential predictors in the Pima Indians diabetes data set.

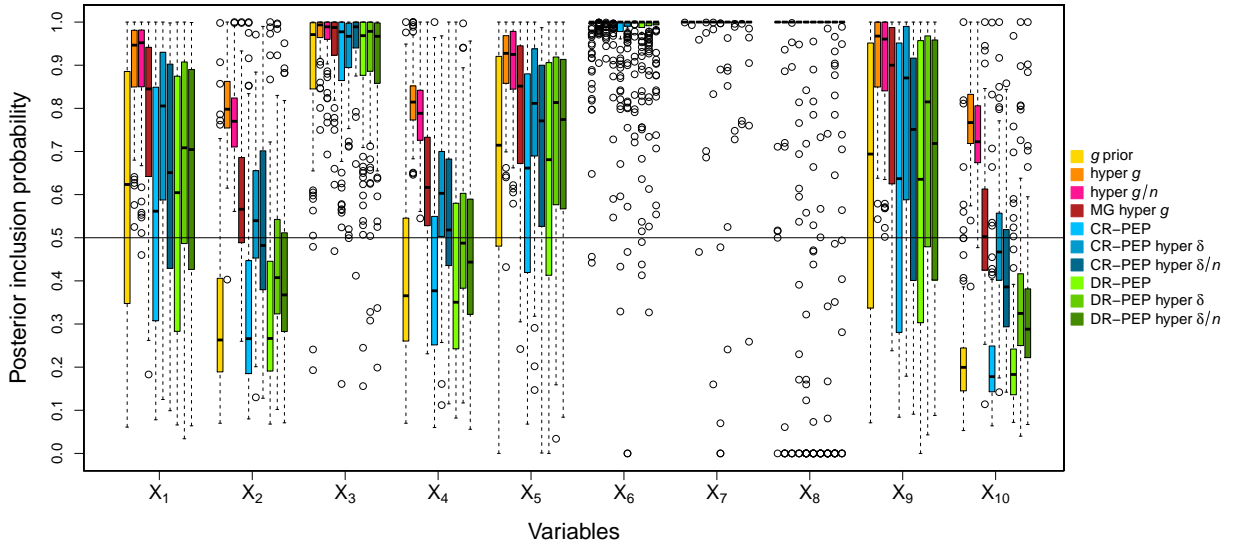


Figure 10: Posterior inclusion probabilities for Simulation Example 2 under the various priors from 100 repetitions of the dense logistic simulation scenario where the true model is  $X_1 + X_3 + X_5 + X_6 + X_7 + X_8 + X_9$ .

corresponding results presented in Bové and Held (2011) who consider the BIC criterion, the hyper- $g$  of Zellner and Siow (1980), i.e.  $\pi(g) = \text{IG}(1/2, n/2)$ , the hyper- $g/n$  of Liang et al. (2008) with  $a = 4$ , and a non-informative hyper- $g$  of the form  $\pi(g) = \text{IG}(10^{-3}, 10^{-3})$ . Henceforth, Zellner and Siow prior and the non-informative inverse-gamma prior are denoted as ZS-IG and NI-IG, respectively.

As seen in Table 7, there are no significant differences among the prior methods and BIC in the estimates of the strongly influential covariates  $X_1, X_2, X_5$  and  $X_6$ . Contrary, the posterior marginal inclusion probabilities for the “uncertain” covariates  $X_3, X_4$  and  $X_7$  differ substantially. Specifically, the inclusion probabilities for these three variables under the CR-PEP and DR-PEP priors with fixed  $\delta$  and the  $g$ -prior with  $g = n$  are very similar to the corresponding ones under BIC and are much lower in comparison to the inclusion probabilities obtained through the other methods (including most of the CR/DR-PEP hyper prior extensions). Thinking in terms of the shrinkage factors  $\frac{g}{1+g}$  and  $\frac{\delta}{1+\delta}$ , the results show that the shrinkage is greater under the  $g$ -prior with  $g = n$  and the CR/DR-PEP priors with  $\delta = n$ , which means that covariates which are either insignificant or near the limit of being included in a model are shrunk faster towards zero. On the other hand, letting  $g$  or  $\delta$  random leads to higher posterior inclusion probabilities for variables  $X_3, X_4$  and  $X_7$ . It is worth noting, however, that the DR-PEP hyper- $\delta/n$  prior, compared to all other hyper-prior approaches, results in the smallest posterior inclusion probabilities.

In order to have a picture of the variability of the estimates we split the posterior sample into 40 batches of size 1000 and calculated the posterior inclusion probabilities

Method	Predictor						
	$X_1$	$X_2$	$X_3$	$X_4$	$X_5$	$X_6$	$X_7$
BIC <sup>†</sup>	0.946	1.000	0.100	0.103	0.997	0.987	0.334
ZS-IG hyper- $g$ <sup>†</sup>	0.961	1.000	0.252	0.248	0.998	0.994	0.528
NI-IG hyper- $g$ <sup>†</sup>	0.968	1.000	0.353	0.346	0.998	0.996	0.629
hyper- $g/n$ <sup>†</sup> ( $a = 4$ )	0.965	1.000	0.309	0.303	0.998	0.995	0.586
$g$ -prior ( $g = n$ )	0.946	1.000	0.099	0.099	0.997	0.986	0.330
hyper- $g$ ( $a = 3$ )	0.981	1.000	0.513	0.495	0.999	0.998	0.769
hyper- $g/n$ ( $a = 3$ )	0.974	1.000	0.407	0.393	0.999	0.997	0.688
MG hyper- $g$	0.961	1.000	0.244	0.236	0.998	0.995	0.534
CR-PEP	0.948	1.000	0.100	0.104	0.998	0.987	0.339
CR-PEP hyper- $\delta$	0.964	1.000	0.296	0.291	0.998	0.995	0.602
CR-PEP hyper- $\delta/n$	0.956	1.000	0.223	0.225	0.998	0.992	0.520
DR-PEP	0.948	1.000	0.102	0.104	0.997	0.988	0.324
DR-PEP hyper- $\delta$	0.954	1.000	0.174	0.173	0.997	0.991	0.442
DR-PEP hyper- $\delta/n$	0.951	1.000	0.125	0.120	0.998	0.987	0.346

<sup>†</sup> Results from Bové and Held (2011)

Table 7: Posterior inclusion probabilities for the seven covariates of the Pima Indians data set.

in each batch. Figure 11 presents boxplots of the resulting batched estimates. As seen, assigning a hyper prior to  $\delta$  mainly affects the posterior inclusion probabilities of the “uncertain” covariates  $X_3, X_4$  and  $X_7$ . Based on Figure 11, we can make the following remarks. First, as expected, letting  $\delta$  be random induces greater variability, thus resulting in larger MC errors. Second, the shrinkage effect under the hyper- $\delta/n$  priors is larger in comparison to that of the hyper- $\delta$  priors, but smaller in comparison to that of the fixed- $\delta$  priors. Third, compared to the CR-PEP random- $\delta$  priors, the shrinkage under the DR-PEP random- $\delta$  priors is stronger.

The results imply that assigning a hyper prior on  $\delta$  can potentially lead to a more complex MAP model or median probability model, especially when some covariates are near the limit of being considered influential. For instance, here we see that the median probability model for the CR-PEP hyper- $\delta$  and hyper- $\delta/n$  includes predictor  $X_7$ , which based on the  $g$ -prior and the rest of the PEP variations should not be included. In Figures 12 and 13 we present some basic convergence diagnostic plots and histograms for the shrinkage parameter  $\delta/(1 + \delta)$  under the hyper- $\delta$  and hyper- $\delta/n$  approaches, respectively. The histograms are informative in terms of the behavior of the shrinkage parameter. Comparing the hyper- $\delta$  approach (Figure 12) to the hyper- $\delta/n$  approach (Figure 13) shows that the posterior distribution of the shrinkage parameter under the latter approach is more concentrated near 1, which explains why shrinkage is greater with the hyper- $\delta/n$  prior. Also, comparing the histograms in Figures 12 and 13 from a CR-PEP versus a DR-PEP perspective shows that the posterior distributions of the shrinkage parameter (both for the hyper- $\delta$  and hyper- $\delta/n$  approaches) are more concentrated near 1 under

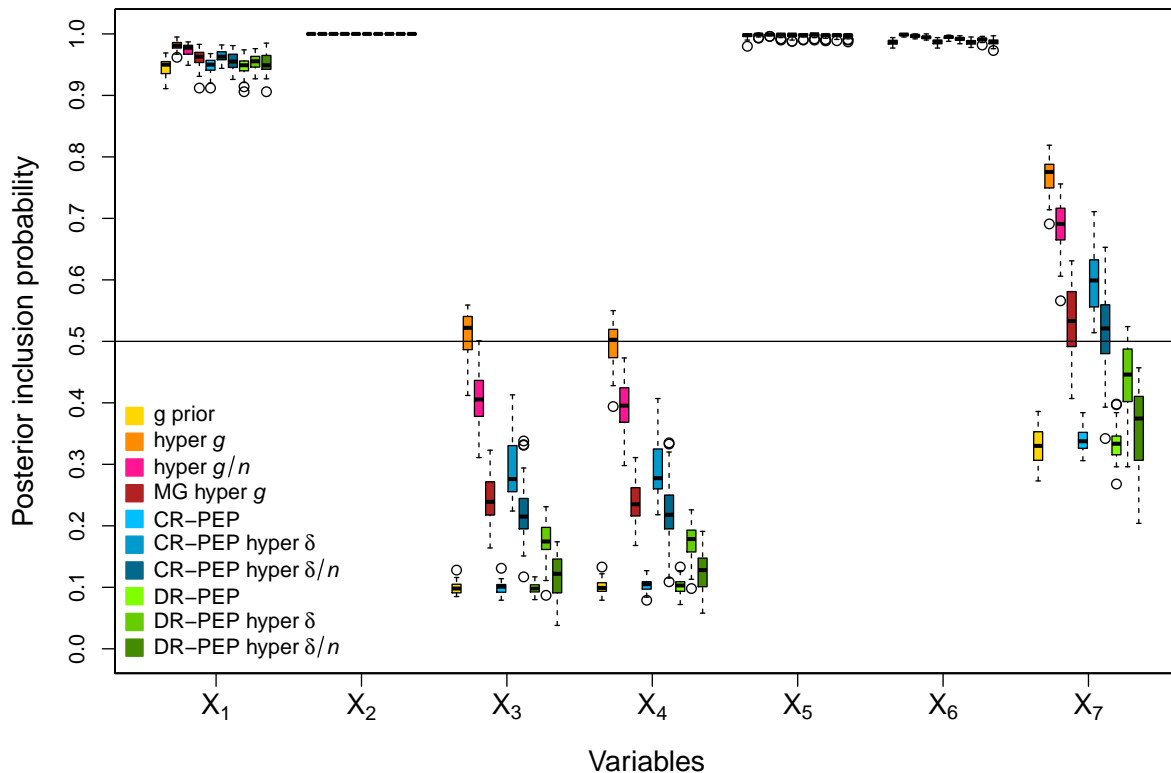


Figure 11: Boxplots of batched estimates of the posterior inclusion probabilities for the seven predictors in the Pima Indians dataset based on 40 batches of size 1000.

the DR-PEP prior. As a last remark we note that the shrinkage parameter for fixed  $\delta$  is constant and approximately equal to 0.998, which explains the lower posterior inclusion probabilities presented in Table 7 and Figure 11 for the fixed  $\delta$  CR/DR-PEP priors.

## 6 Summary

In this paper we presented two variations of the PEP/PCEP priors of Fouskakis et al. (2015) and Fouskakis and Ntzoufras (2015) with the aim to extend the particular prior specification to GLMs. Specifically, we explained the reason why the initial prior formulation is not convenient to work with for cases of non-normal GLMs and introduced the more flexible CR-PCEP and DR-PCEP prior alternatives. The properties of the two PCEP variations have been investigated for the conjugate case of the normal linear regression model, leading to the conclusion that both PCEP variations are consistent, but that the DR-PCEP prior is more parsimonious than CR-PCEP prior, in fact equally parsimonious to the initial PCEP prior. Furthermore, we considered hyper- $\delta$  type of prior extensions

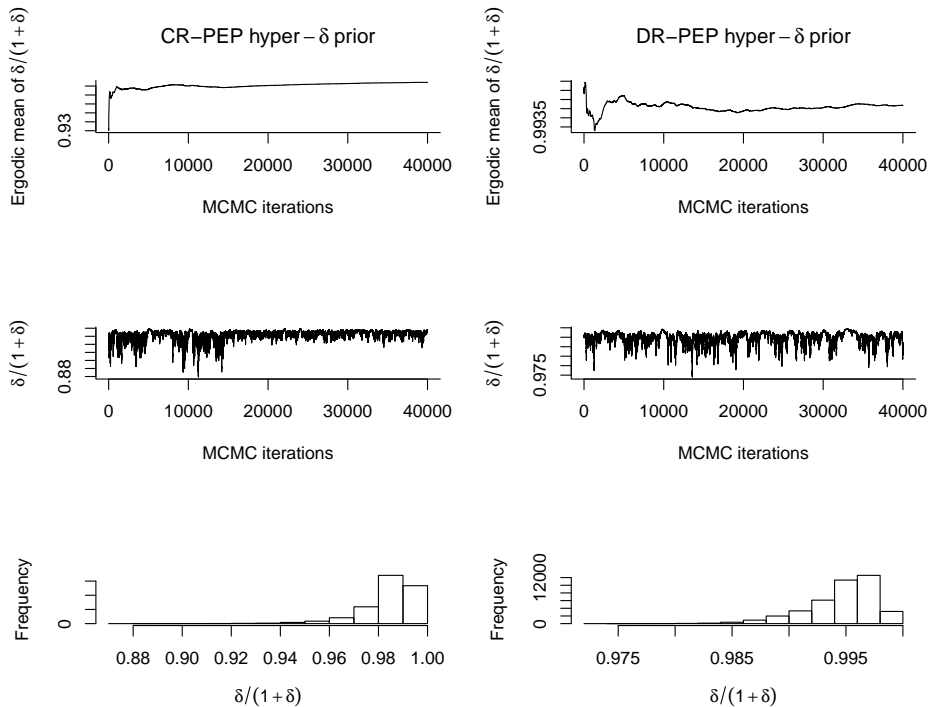


Figure 12: Ergodic mean plots, time-series plots and histograms of the shrinkage factor  $\delta/(1 + \delta)$  for the CR-PEP and DR-PEP hyper- $\delta$  priors based on a posterior sample of 40000 draws.

for both methods.

The empirical results presented in this paper, so far suggest that both PCEP variations and their corresponding random- $\delta$  extensions can potentially outperform hyper- $g$  prior approaches in terms of introducing larger shrinkage for non-influential or for partially influential predictors. Focusing on the internal comparison between the two PCEP variations and their corresponding random- $\delta$  extensions, the empirical results of this study indicate that a fixed choice of the power-parameter  $\delta$  set equal to  $n$  results in more parsimonious model selection procedures and that the DR-PCEP prior framework seems to be preferable in comparison to the CR-PCEP prior framework, as it less sensitive to the choice of fixed versus random  $\delta$  and seems to lead to more parsimonious variable selection in general.

We intend to investigate in more detail the theoretical properties of the two PCEP variations for GLMs. Specifically, issues such as the consistency of Bayes factors and the amount of prior information under both PCEP variants remains to be examined in the general GLM framework. Furthermore, we intend to provide Laplace-based marginal likelihood approximations which can be potentially used as fast and efficient alternatives to the rather computationally intense MCMC approaches which are currently in use.

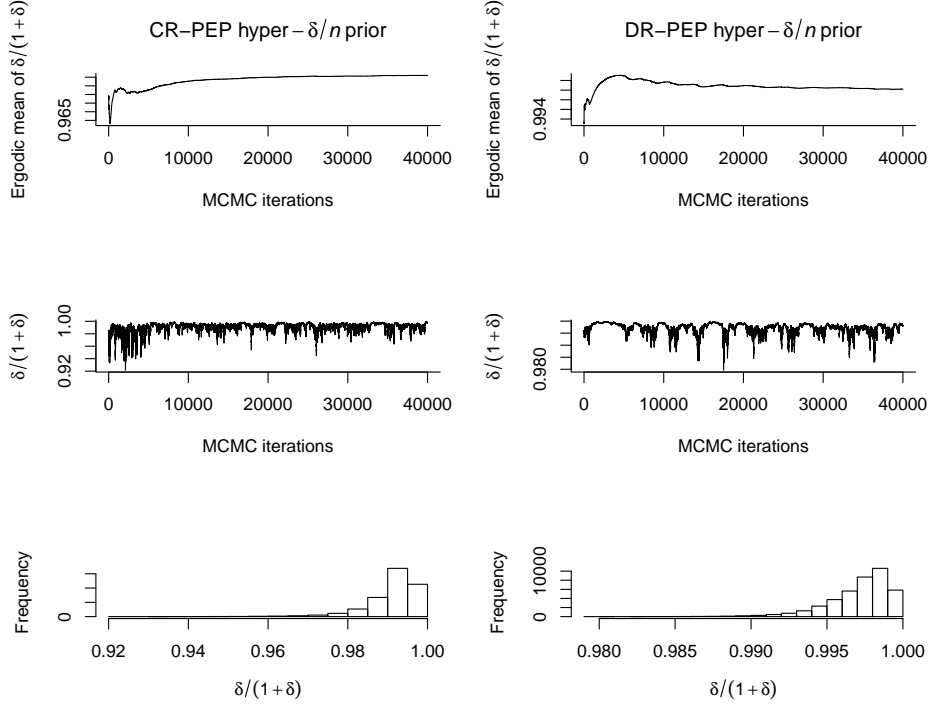


Figure 13: Ergodic mean plots, time-series plots and histograms of the shrinkage factor  $\delta/(1 + \delta)$  for the CR-PEP and DR-PEP hyper- $\delta/n$  priors based on a posterior sample of 40000 draws.

## Appendix A

### A.1: Alternative interpretation of the DR-PCEP prior

Let  $C_\gamma(\boldsymbol{\beta}_\gamma, \delta) = \int f_\gamma(\mathbf{y}^*|\boldsymbol{\beta}_\gamma)^{1/\delta} d\mathbf{y}^*$ , then the DR-PCEP prior can be expressed as

$$\begin{aligned}
\pi_\gamma^{\text{DR-PCEP}}(\boldsymbol{\beta}_\gamma|\delta) &= \int \frac{f_\gamma(\mathbf{y}^*|\boldsymbol{\beta}_\gamma)^{1/\delta} \pi_\gamma^{\text{N}}(\boldsymbol{\beta}_\gamma)}{m_\gamma^{\text{N}}(\mathbf{y}^*|\delta)} m_0^{\text{N}}(\mathbf{y}^*|\delta) d\mathbf{y}^* \\
&= \pi_\gamma^{\text{N}}(\boldsymbol{\beta}_\gamma) \int \frac{m_0^{\text{N}}(\mathbf{y}^*|\delta)}{m_\gamma^{\text{N}}(\mathbf{y}^*|\delta)} f_\gamma(\mathbf{y}^*|\boldsymbol{\beta}_\gamma)^{1/\delta} d\mathbf{y}^* \\
&= C_\gamma(\boldsymbol{\beta}_\gamma, \delta) \pi_\gamma^{\text{N}}(\boldsymbol{\beta}_\gamma) \int \left[ \frac{\int f_0(\mathbf{y}^*|\beta_0)^{1/\delta} \pi_0^{\text{N}}(\beta_0) d\beta_0}{\int \int f_0(\mathbf{y}^*|\beta_0)^{1/\delta} \pi_0^{\text{N}}(\beta_0) d\beta_0 d\mathbf{y}^*} \right] \frac{f_\gamma(\mathbf{y}^*|\boldsymbol{\beta}_\gamma)^{1/\delta}}{C_\gamma(\boldsymbol{\beta}_\gamma, \delta)} d\mathbf{y}^* \\
&\propto C_\gamma(\boldsymbol{\beta}_\gamma, \delta) \pi_\gamma^{\text{N}}(\boldsymbol{\beta}_\gamma) \int \frac{\int f_0(\mathbf{y}^*|\beta_0)^{1/\delta} \pi_0^{\text{N}}(\beta_0) d\beta_0}{\int \int f_\gamma(\mathbf{y}^*|\boldsymbol{\beta}_\gamma)^{1/\delta} \pi_\gamma^{\text{N}}(\boldsymbol{\beta}_\gamma) d\boldsymbol{\beta}_\gamma} \frac{f_\gamma(\mathbf{y}^*|\boldsymbol{\beta}_\gamma)^{1/\delta}}{C_\gamma(\boldsymbol{\beta}_\gamma, \delta)} d\mathbf{y}^* \\
&\propto C_\gamma(\boldsymbol{\beta}_\gamma, \delta) \pi_\gamma^{\text{N}}(\boldsymbol{\beta}_\gamma) E_{\mathbf{y}^*|\boldsymbol{\beta}_\gamma, \delta} [\text{BF}_{0,\gamma}^{\text{N}}(\mathbf{y}^*|\delta)], \tag{A.1.1}
\end{aligned}$$



where the expectation is taken with respect to the normalized sampling distribution under model  $M_\gamma$  and

$$\text{BF}_{0,\gamma}^N(\mathbf{y}^*|\delta) = \frac{\int f_0(\mathbf{y}^*|\beta_0)^{1/\delta} \pi_0^N(\beta_0) d\beta_0}{\int f_\gamma(\mathbf{y}^*|\boldsymbol{\beta}_\gamma)^{1/\delta} \pi_\gamma^N(\boldsymbol{\beta}_\gamma) d\boldsymbol{\beta}_\gamma} \quad (\text{A.1.2})$$

is a “diffuse-type” of Bayes factor of model  $M_0$  over model  $M_\gamma$ .

## A.2: Derivation of equations 3.15 & 3.16

The unnormalized likelihood for model  $M_\gamma$  is given by

$$\begin{aligned} f_\gamma(\mathbf{y}^*|\boldsymbol{\beta}_\gamma, \sigma^2)^{1/\delta} &= f_{N_n}(\mathbf{y}^*; \mathbf{X}_\gamma \boldsymbol{\beta}_\gamma, \sigma^2 \mathbf{I}_n)^{1/\delta} \\ &= (2\pi\sigma^2)^{-\frac{n}{2\delta}} \left[ \exp\left(-\frac{1}{2\sigma^2}(\mathbf{y}^* - \mathbf{X}_\gamma \boldsymbol{\beta}_\gamma)^T(\mathbf{y}^* - \mathbf{X}_\gamma \boldsymbol{\beta}_\gamma)\right) \right]^{1/\delta} \\ &= (2\pi\sigma^2\delta)^{\frac{n}{2}} (2\pi\sigma^2)^{-\frac{n}{2\delta}} \times \\ &\quad \times \left[ (2\pi\sigma^2\delta)^{-\frac{n}{2}} \exp\left(-\frac{1}{2\sigma^2\delta}(\mathbf{y}^* - \mathbf{X}_\gamma \boldsymbol{\beta}_\gamma)^T(\mathbf{y}^* - \mathbf{X}_\gamma \boldsymbol{\beta}_\gamma)\right) \right] \\ &= \delta^{\frac{n}{2}} (2\pi\sigma^2)^{\frac{n(\delta-1)}{2\delta}} f_{N_n}(\mathbf{y}^*; \mathbf{X}_\gamma \boldsymbol{\beta}_\gamma, \sigma^2 \delta \mathbf{I}_n). \end{aligned} \quad (\text{A.2.1})$$

Using the function in (A.2.1), the prior predictive of model  $M_\gamma$  under a  $g$  baseline-prior is

$$\begin{aligned} m_\gamma^N(\mathbf{y}^*|\sigma^2, \delta) &= \int f_\gamma(\mathbf{y}^*|\boldsymbol{\beta}_\gamma, \sigma^2)^{1/\delta} \pi_\gamma^N(\boldsymbol{\beta}_\gamma|\sigma^2) d\boldsymbol{\beta}_\gamma \\ &= \delta^{\frac{n}{2}} (2\pi\sigma^2)^{\frac{n(\delta-1)}{2\delta}} \times \\ &\quad \times \int f_{N_n}(\mathbf{y}^*; \mathbf{X}_\gamma \boldsymbol{\beta}_\gamma, \sigma^2 \delta \mathbf{I}_n) f_{N_{d_\gamma}}(\boldsymbol{\beta}_\gamma; \mathbf{0}, g(\mathbf{X}_\gamma^T \mathbf{X}_\gamma)^{-1} \sigma^2) d\boldsymbol{\beta}_\gamma \\ &= \delta^{\frac{n}{2}} (2\pi\sigma^2)^{\frac{n(\delta-1)}{2\delta}} f_{N_n}(\mathbf{y}^*; \mathbf{0}, \boldsymbol{\Lambda}_\gamma^{-1} \sigma^2), \end{aligned} \quad (\text{A.2.2})$$

with

$$\boldsymbol{\Lambda}_\gamma^{-1} = \delta \mathbf{I}_n + g \mathbf{X}_\gamma (\mathbf{X}_\gamma^T \mathbf{X}_\gamma)^{-1} \mathbf{X}_\gamma^T$$

and

$$\boldsymbol{\Lambda}_\gamma = \delta^{-1} \left( \mathbf{I}_n - \frac{g}{g+\delta} \mathbf{X}_\gamma (\mathbf{X}_\gamma^T \mathbf{X}_\gamma)^{-1} \mathbf{X}_\gamma^T \right)$$

The integration leading to (A.2.2) is exactly the same as in Fouskakis and Ntzoufras (Supplementary Material A, 2015). So the conditional posterior  $\pi_\gamma^N(\boldsymbol{\beta}_\gamma|\mathbf{y}^*, \sigma^2, \delta)$  is

$$\begin{aligned} \pi_\gamma^N(\boldsymbol{\beta}_\gamma|\mathbf{y}^*, \sigma^2, \delta) &= \frac{f_\gamma(\mathbf{y}^*|\boldsymbol{\beta}_\gamma, \sigma^2)^{1/\delta} \pi_\gamma^N(\boldsymbol{\beta}_\gamma|\sigma^2)}{m_\gamma^N(\mathbf{y}^*|\sigma^2, \delta)} \\ &= \frac{\delta^{\frac{n}{2}} (2\pi\sigma^2)^{\frac{n(\delta-1)}{2\delta}} f_{N_n}(\mathbf{y}^*; \mathbf{X}_\gamma \boldsymbol{\beta}_\gamma, \sigma^2 \delta \mathbf{I}_n) f_{N_{d_\gamma}}(\boldsymbol{\beta}_\gamma; \mathbf{0}, g(\mathbf{X}_\gamma^T \mathbf{X}_\gamma)^{-1} \sigma^2)}{\delta^{\frac{n}{2}} (2\pi\sigma^2)^{\frac{n(\delta-1)}{2\delta}} f_{N_n}(\mathbf{y}^*; \mathbf{0}, \boldsymbol{\Lambda}_\gamma^{-1} \sigma^2)} \\ &\propto f_{N_n}(\mathbf{y}^*; \mathbf{X}_\gamma \boldsymbol{\beta}_\gamma, \sigma^2 \delta \mathbf{I}_n) f_{N_{d_\gamma}}\left(\boldsymbol{\beta}_\gamma; \mathbf{0}, \frac{g}{\delta} (\mathbf{X}_\gamma^T \mathbf{X}_\gamma)^{-1} \delta \sigma^2\right) \\ &= f_{N_{d_\gamma}}(\boldsymbol{\beta}_\gamma; w \widehat{\boldsymbol{\beta}}_\gamma^*, w \delta (\mathbf{X}_\gamma^T \mathbf{X}_\gamma)^{-1} \sigma^2), \end{aligned} \quad (\text{A.2.3})$$

where  $\widehat{\boldsymbol{\beta}}_\gamma^* = (\mathbf{X}_\gamma^T \mathbf{X}_\gamma)^{-1} \mathbf{X}_\gamma^T \mathbf{y}^*$  and  $w = \frac{g}{g+\delta}$ .

### A.3: Derivation of equation 3.19

$$\begin{aligned}
& \mathbf{y}^T (\mathbf{I}_n + \mathbf{X}_\gamma \mathbf{V}_{\boldsymbol{\beta}_\gamma}^{(\text{CR})} \mathbf{X}_\gamma^T)^{-1} \mathbf{y} \\
&= \mathbf{y}^T \left( \mathbf{I}_n - \mathbf{X}_\gamma (\mathbf{V}_{\boldsymbol{\beta}_\gamma}^{(\text{CR})})^{-1} + \mathbf{X}_\gamma^T \mathbf{X}_\gamma \right)^{-1} \mathbf{X}_\gamma^T \mathbf{y} \\
&= \mathbf{y}^T \mathbf{y} - \mathbf{y}^T \mathbf{X}_\gamma \left( \delta^{-1} \left[ \mathbf{X}_\gamma^T \left( w^{-1} \mathbf{I}_n - (\delta \boldsymbol{\Lambda}_0^{(\text{CR})} + w \mathbf{H}_\gamma)^{-1} \right) \mathbf{X}_\gamma \right] + \mathbf{X}_\gamma^T \mathbf{X}_\gamma \right)^{-1} \mathbf{X}_\gamma^T \mathbf{y} \\
&= \mathbf{y}^T \mathbf{y} - \delta \mathbf{y}^T \mathbf{X}_\gamma \left( w^{-1} \mathbf{X}_\gamma^T \mathbf{X}_\gamma - \mathbf{X}_\gamma^T (\delta \boldsymbol{\Lambda}_0^{(\text{CR})} + w \mathbf{H}_\gamma)^{-1} \mathbf{X}_\gamma + \delta \mathbf{X}_\gamma^T \mathbf{X}_\gamma \right)^{-1} \mathbf{X}_\gamma^T \mathbf{y} \\
&= \mathbf{y}^T \mathbf{y} - \delta \mathbf{y}^T \mathbf{X}_\gamma \left( \frac{1 + \delta w}{w} \mathbf{X}_\gamma^T \mathbf{X}_\gamma - \mathbf{X}_\gamma^T (\delta \boldsymbol{\Lambda}_0^{(\text{CR})} + w \mathbf{H}_\gamma)^{-1} \mathbf{X}_\gamma \right)^{-1} \mathbf{X}_\gamma^T \mathbf{y} \\
&= \mathbf{y}^T \mathbf{y} - \delta \mathbf{y}^T \mathbf{X}_\gamma \left( \frac{1 + \delta w}{w} \mathbf{X}_\gamma^T \mathbf{X}_\gamma - \mathbf{X}_\gamma^T \left( \delta \left( \mathbf{I}_n - \frac{g}{g+1} \mathbf{H}_0 \right) + w \mathbf{H}_\gamma \right)^{-1} \mathbf{X}_\gamma \right)^{-1} \mathbf{X}_\gamma^T \mathbf{y} \\
&= \mathbf{y}^T \mathbf{y} - \frac{w\delta}{1+w\delta} \mathbf{y}^T \mathbf{X}_\gamma \left( \mathbf{X}_\gamma^T \mathbf{X}_\gamma - \frac{w}{1+w\delta} \mathbf{X}_\gamma^T \left( \delta \left( \mathbf{I}_n - \frac{g}{g+1} \mathbf{H}_0 \right) + w \mathbf{H}_\gamma \right)^{-1} \mathbf{X}_\gamma \right)^{-1} \mathbf{X}_\gamma^T \mathbf{y} \\
&= \mathbf{y}^T \mathbf{y} - \frac{w\delta}{1+w\delta} \mathbf{y}^T \mathbf{X}_\gamma \left( \mathbf{X}_\gamma^T \mathbf{X}_\gamma - \frac{w}{(1+w\delta)\delta} \mathbf{X}_\gamma^T \left( \mathbf{I}_n - \frac{g}{g+1} \mathbf{H}_0 + \frac{w}{\delta} \mathbf{H}_\gamma \right)^{-1} \mathbf{X}_\gamma \right)^{-1} \mathbf{X}_\gamma^T \mathbf{y},
\end{aligned} \tag{A.3.1}$$

where  $\mathbf{H}_\gamma = \mathbf{X}_\gamma (\mathbf{X}_\gamma^T \mathbf{X}_\gamma)^{-1} \mathbf{X}_\gamma^T$  and  $\mathbf{H}_0 = \mathbf{X}_0 (\mathbf{X}_0^T \mathbf{X}_0)^{-1} \mathbf{X}_0^T = \mathbf{1}_n (\mathbf{1}_n^T \mathbf{1}_n)^{-1} \mathbf{1}_n^T = n^{-1} \mathbf{1}_n \mathbf{1}_n^T$ . For the derivation of the first expression, see Woodburys matrix identity (Harville, 1997; p. 423–426). For large values of  $\delta$  and  $g \gg \delta$  we have approximately  $w \approx 1$ ,  $\frac{w\delta}{1+w\delta} \approx 1$  and  $\frac{w}{(1+w\delta)\delta} \approx 0$ , which yields the approximation

$$\mathbf{y}^T (\mathbf{I}_n + \mathbf{X}_\gamma \mathbf{V}_{\boldsymbol{\beta}_\gamma}^{(\text{CR})} \mathbf{X}_\gamma^T)^{-1} \mathbf{y} \approx \mathbf{y}^T \mathbf{y} - \mathbf{y}^T \mathbf{X}_\gamma (\mathbf{X}_\gamma^T \mathbf{X}_\gamma)^{-1} \mathbf{X}_\gamma^T \mathbf{y} \equiv \text{RSS}_\gamma. \tag{A.3.2}$$

### A.4: Derivation of equation 3.22

The determinant of the CR-PCEP prior covariance matrix is

$$|\mathbf{V}_{\boldsymbol{\beta}_\gamma}^{(\text{CR})}| = \delta^{d_\gamma} |w^{-1} \mathbf{X}_\gamma^T \mathbf{X}_\gamma - \mathbf{X}_\gamma^T (\delta \boldsymbol{\Lambda}_0^{(\text{CR})} + w \mathbf{H}_\gamma)^{-1} \mathbf{X}_\gamma|^{-1}. \tag{A.4.1}$$

Based on the matrix determinant Lemma (Harville, 1997; p. 416), which states that  $|\mathbf{A} + \mathbf{C}\mathbf{B}\mathbf{D}^T| = |\mathbf{A}| |\mathbf{B}| |\mathbf{B}^{-1} + \mathbf{D}^T \mathbf{A}^{-1} \mathbf{C}|$  for any square invertible matrices  $\mathbf{A}$  and  $\mathbf{B}$ , we

can write (A.4.1) as

$$\begin{aligned}
|\mathbf{V}_{\beta_\gamma}^{(\text{CR})}| &= \delta^{d_\gamma} \left( |w^{-1} \mathbf{X}_\gamma^T \mathbf{X}_\gamma| - (\delta \mathbf{\Lambda}_0^{(\text{CR})} + w \mathbf{H}_\gamma) \right)^{-1} \times \\
&\quad \times \left| -(\delta \mathbf{\Lambda}_0^{(\text{CR})} + w \mathbf{H}_\gamma) + w \mathbf{X}_\gamma (\mathbf{X}_\gamma^T \mathbf{X}_\gamma) \mathbf{X}_\gamma^T \right|^{-1} \\
&= \delta^{d_\gamma} w^{d_\gamma} |\mathbf{X}_\gamma^T \mathbf{X}_\gamma|^{-1} |\delta \mathbf{\Lambda}_0^{(\text{CR})}|^{-1} |(\delta \mathbf{\Lambda}_0^{(\text{CR})} + w \mathbf{H}_\gamma)|. \tag{A.4.2}
\end{aligned}$$

Using repeatedly the matrix determinant Lemma on the last term of (A.4.2) yields

$$\begin{aligned}
|\delta \mathbf{\Lambda}_0^{(\text{CR})} + w \mathbf{H}_\gamma| &= |\delta \mathbf{\Lambda}_0^{(\text{CR})}| |\mathbf{X}_\gamma^T \mathbf{X}_\gamma|^{-1} \left| \mathbf{X}_\gamma^T \mathbf{X}_\gamma + \frac{w}{\delta} \mathbf{X}_\gamma^T \mathbf{\Lambda}_0^{(\text{CR})-1} \mathbf{X}_\gamma \right| \\
&= |\delta \mathbf{\Lambda}_0^{(\text{CR})}| |\mathbf{X}_\gamma^T \mathbf{X}_\gamma|^{-1} \left| \mathbf{X}_\gamma^T \mathbf{X}_\gamma + \frac{w}{\delta} \mathbf{X}_\gamma^T (\mathbf{I}_n + g \mathbf{X}_0 (\mathbf{X}_0^T \mathbf{X}_0)^{-1} \mathbf{X}_0^T) \mathbf{X}_\gamma \right| \\
&= |\delta \mathbf{\Lambda}_0^{(\text{CR})}| |\mathbf{X}_\gamma^T \mathbf{X}_\gamma|^{-1} \left| \mathbf{X}_\gamma^T \mathbf{X}_\gamma + \frac{w}{\delta} \mathbf{X}_\gamma^T \mathbf{X}_\gamma + \frac{wg}{\delta} \mathbf{X}_\gamma^T \mathbf{X}_0 (\mathbf{X}_0^T \mathbf{X}_0)^{-1} \mathbf{X}_0^T \mathbf{X}_\gamma \right| \\
&= |\delta \mathbf{\Lambda}_0^{(\text{CR})}| |\mathbf{X}_\gamma^T \mathbf{X}_\gamma|^{-1} \left| \frac{w + \delta}{\delta} \mathbf{X}_\gamma^T \mathbf{X}_\gamma + \frac{wg}{\delta} \mathbf{X}_\gamma^T \mathbf{X}_0 (\mathbf{X}_0^T \mathbf{X}_0)^{-1} \mathbf{X}_0^T \mathbf{X}_\gamma \right| \\
&= |\delta \mathbf{\Lambda}_0^{(\text{CR})}| |\mathbf{X}_\gamma^T \mathbf{X}_\gamma|^{-1} \left( \frac{w + \delta}{\delta} \right)^{d_\gamma} |\mathbf{X}_\gamma^T \mathbf{X}_\gamma| |\mathbf{X}_0^T \mathbf{X}_0|^{-1} \times \\
&\quad \times \left| \mathbf{X}_0^T \mathbf{X}_0 + \frac{wg}{\delta} \mathbf{X}_0^T \mathbf{X}_\gamma \left( \frac{w + \delta}{\delta} \mathbf{X}_\gamma^T \mathbf{X}_\gamma \right)^{-1} \mathbf{X}_\gamma^T \mathbf{X}_0 \right| \\
&= \left( \frac{w + \delta}{\delta} \right)^{d_\gamma} |\delta \mathbf{\Lambda}_0^{(\text{CR})}| |\mathbf{X}_0^T \mathbf{X}_0|^{-1} \times \\
&\quad \times \left| \mathbf{X}_0^T \mathbf{X}_0 + \frac{wg}{w + \delta} \mathbf{X}_0^T \mathbf{X}_\gamma (\mathbf{X}_\gamma^T \mathbf{X}_\gamma)^{-1} \mathbf{X}_\gamma^T \mathbf{X}_0 \right| \tag{A.4.3}
\end{aligned}$$

$$\begin{aligned}
&= \left( \frac{w + \delta}{\delta} \right)^{d_\gamma} |\delta \mathbf{\Lambda}_0^{(\text{CR})}| |\mathbf{X}_0^T \mathbf{X}_0|^{-1} \left| \mathbf{X}_0^T \mathbf{X}_0 + \frac{wg}{w + \delta} \mathbf{X}_0^T \mathbf{X}_0 \right| \\
&= \left( \frac{w + \delta}{\delta} \right)^{d_\gamma} |\delta \mathbf{\Lambda}_0^{(\text{CR})}| |\mathbf{X}_0^T \mathbf{X}_0|^{-1} \left( \frac{w + \delta + wg}{w + \delta} \right)^{d_0} |\mathbf{X}_0^T \mathbf{X}_0| \\
&= (w + \delta)^{d_\gamma - d_0} \delta^{-d_\gamma} (w + \delta + wg)^{d_0} |\delta \mathbf{\Lambda}_0^{(\text{CR})}| \tag{A.4.4}
\end{aligned}$$

Note that the transition from (A.4.3) to the following equation is due to the fact that  $\mathbf{X}_0^T \mathbf{X}_\gamma (\mathbf{X}_\gamma^T \mathbf{X}_\gamma)^{-1} \mathbf{X}_\gamma^T \mathbf{X}_0 = \mathbf{X}_0^T \mathbf{H}_\gamma \mathbf{X}_0 = \mathbf{X}_0^T \mathbf{X}_0$ , since  $\mathbf{X}_0^T \mathbf{H}_\gamma = \mathbf{X}_0^T$  for any sub-matrix  $\mathbf{X}_0$  of  $\mathbf{X}_\gamma$ . From (A.4.2) and (A.4.4) we have that

$$|\mathbf{V}_{\beta_\gamma}^{(\text{CR})}| = w^{d_\gamma} (w + \delta)^{d_\gamma - d_0} (w + \delta + wg)^{d_0} |\mathbf{X}_\gamma^T \mathbf{X}_\gamma|^{-1}. \tag{A.4.5}$$

## Appendix B

Here we provide details about the prior specification and the posterior sampling algorithm using the Gibbs variable selection (GVS) method of Dellaportas et al. (2002). We focus on the data-augmented CR-PCEP and DR-PCEP posterior distributions presented in (3.32) and in (3.33), respectively, and further consider the option of random  $\delta$ ; see Section 4.

### B.1: CR-PEP and DR-PEP model formulation under GVS

The GVS stochastic search algorithm is based on the vector of binary indicators  $\gamma \in \{0, 1\}^p$  representing which of the  $p$  possible sets of covariates are included in a model. We partition the regression vector  $\boldsymbol{\beta}$  into  $(\boldsymbol{\beta}_\gamma, \boldsymbol{\beta}_{\setminus\gamma})$ , corresponding to those components of  $\boldsymbol{\beta}$  that are included ( $\gamma_j = 1$ ) and excluded ( $\gamma_j = 0$ ) from the model. Given the likelihood specification presented in Section 2.1 we assume that the intercept term is included in all models under consideration, so that  $\boldsymbol{\beta}_\gamma$  and  $\boldsymbol{\beta}_{\setminus\gamma}$  are of dimensionality  $d_\gamma = p_\gamma + 1$  and  $d_{\setminus\gamma} = p - p_\gamma$ , respectively, where  $p_\gamma = \sum_{j=1}^p \gamma_j$ .

Under the GVS setting, indicator  $\gamma$  is random, and the joint prior of  $\boldsymbol{\beta}$  and  $\gamma$  is specified as

$$\pi^N(\boldsymbol{\beta}, \gamma) = \pi^N(\boldsymbol{\beta}|\gamma)\pi(\gamma) = \pi^N(\boldsymbol{\beta}_\gamma|\gamma)\pi^N(\boldsymbol{\beta}_{\setminus\gamma}|\gamma)\pi(\gamma), \quad (\text{B.1.1})$$

where the actual baseline prior choice involves only  $\boldsymbol{\beta}_\gamma$ , since  $\pi^N(\boldsymbol{\beta}_{\setminus\gamma}|\gamma)$  is just a *pseudo-prior* used for balancing the dimensions between model spaces; see Dellaportas et al. (2002). Specifically for  $\boldsymbol{\beta}_\gamma, \boldsymbol{\beta}_{\setminus\gamma}, \beta_0, \gamma$  and  $\delta$  we consider the following priors.

#### Prior distribution of $\boldsymbol{\beta}_\gamma$ :

Common choices for the baseline prior of the active part of the regression vector  $\boldsymbol{\beta}$  are either a flat improper prior

$$\pi^N(\boldsymbol{\beta}_\gamma|\gamma) \propto 1$$

or Jeffreys prior for GLMs (Laud and Ibrahim, 1991) which is of the form

$$\pi^N(\boldsymbol{\beta}_\gamma|\gamma) \propto |\mathbf{X}_\gamma^T \mathbf{W}_\gamma(\boldsymbol{\beta}_\gamma) \mathbf{X}_\gamma|^{1/2},$$

where  $\mathbf{W}_\gamma$  is the diagonal matrix containing the GLM weights which are functions of  $\boldsymbol{\beta}_\gamma$ .

#### Pseudo-prior distribution of $\boldsymbol{\beta}_{\setminus\gamma}$ :

For the inactive part of the regression vector  $\boldsymbol{\beta}$  we use as pseudo-prior a multivariate normal distribution of dimensionality  $d_{\setminus\gamma}$ . Specifically,

$$\pi^N(\boldsymbol{\beta}_{\setminus\gamma}|\gamma) = N_{d_{\setminus\gamma}}\left(\widehat{\boldsymbol{\beta}}_{\setminus\gamma}, \mathbf{I}_{d_{\setminus\gamma}} \widehat{\sigma}_{\boldsymbol{\beta}_{\setminus\gamma}}^2\right),$$

where  $\widehat{\boldsymbol{\beta}}_{\setminus\gamma}$  and  $\widehat{\sigma}_{\boldsymbol{\beta}_{\setminus\gamma}}$  are the ML estimates and the corresponding standard errors of  $\boldsymbol{\beta}_{\setminus\gamma}$ , respectively, from the full regression model on  $\mathbf{y}$ , i.e. the model with all  $p$  potential covariates.

Prior distribution of  $\beta_0$ :

For the intercept term of the null model the baseline prior specification must be equivalent to the baseline prior of  $\beta_\gamma$ , i.e. either assume that  $\pi_0^N(\beta_0) \propto 1$  or use Jeffrey's GLM prior which for the case of the null model is given by  $\pi_0^N(\beta_0) \propto \text{tr}(\mathbf{W}_0(\beta_0))^{1/2}$ .

Prior distribution of  $\gamma$ :

For  $\gamma$  a common non-informative option is to use a product Bernoulli distribution where each covariate has an equal probability of being included or excluded in the model (uniform prior), which leads to

$$\pi^N(\gamma) \equiv 2^{-p}.$$

An alternative option is to use the hierarchical prior  $\gamma|\tau \sim \text{Bernoulli}(\tau)$  and  $\tau \sim \text{Beta}(1, 1)$  in order to account for an appropriate multiplicity adjustment (Scott and Berger, 2010). In this case the resulting prior model probabilities are

$$\pi^N(\gamma) = \frac{1}{p+1} \binom{p}{p_\gamma}^{-1}.$$

Prior distribution of  $\delta$ :

For the power-parameter  $\delta$  the standard option proposed in Fouskakis et al. (2015) is to keep it fixed at  $\delta = n^* = n$ . In this case the prior of  $\delta$  reduces to a degenerate distribution with point mass at  $n$ . Alternatively, one can consider the prior extensions discussed in Section 4, namely the hyper- $\delta$  prior

$$\pi(\delta) = \frac{a-2}{2}(1+\delta)^{-a/2}$$

or the hyper- $\delta/n$  prior

$$\pi(\delta) = \frac{a-2}{2n} \left(1 + \frac{\delta}{n}\right)^{-a/2}.$$

Following the recommendation in Liang et al. (2008), parameter  $a$  is set equal to 3.

Given the prior in (B.1.1), the fully hierarchical analogues of the CR-PEP posterior in (3.32) and of the DR-PEP posterior in (3.33) are given by

$$\begin{aligned} \pi^{\text{CR-PEP}}(\beta_\gamma, \beta_{\setminus\gamma}, \beta_0, \mathbf{y}^*, \delta, \gamma | \mathbf{y}) &\propto f(\mathbf{y} | \beta_\gamma, \gamma) \frac{f(\mathbf{y}^* | \beta_\gamma, \gamma)^{1/\delta} \pi^N(\beta_\gamma | \gamma)}{m^N(\mathbf{y}^* | \gamma, \delta)} \pi^N(\beta_{\setminus\gamma} | \gamma) \\ &\times f_0(\mathbf{y}^* | \beta_0) \pi_0^N(\beta_0) \pi(\gamma) \pi(\delta) \end{aligned} \quad (\text{B.1.2})$$

and

$$\begin{aligned} \pi^{\text{DR-PEP}}(\beta_\gamma, \beta_{\setminus\gamma}, \beta_0, \mathbf{y}^*, \delta, \gamma | \mathbf{y}) &\propto f(\mathbf{y} | \beta_\gamma, \gamma) \frac{f(\mathbf{y}^* | \beta_\gamma, \gamma)^{1/\delta} \pi^N(\beta_\gamma | \gamma)}{m^N(\mathbf{y}^* | \gamma, \delta)} \pi^N(\beta_{\setminus\gamma} | \gamma) \\ &\times f_0(\mathbf{y}^* | \beta_0)^{1/\delta} \pi_0^N(\beta_0) \pi(\gamma) \pi(\delta), \end{aligned} \quad (\text{B.1.3})$$

respectively. All of the quantities appearing in the right-hand side of (B.1.2) and of (B.1.3) are known in closed form except of  $m^N(\mathbf{y}^*|\gamma, \delta)$ . The latter is estimated through the following Laplace approximation

$$\widehat{m}^N(\mathbf{y}^*|\gamma, \delta) = (2\pi)^{d_\gamma/2} |\widetilde{\Sigma}_\gamma|^{1/2} f(\mathbf{y}^*|\widetilde{\beta}_\gamma, \gamma)^{1/\delta} \pi^N(\widetilde{\beta}_\gamma|\gamma), \quad (\text{B.1.4})$$

where  $\widetilde{\beta}_\gamma$  is the MLE for data  $\mathbf{y}^*$  given the configuration of  $\gamma$  and  $\widetilde{\Sigma}_\gamma$  is minus the inverse Hessian matrix evaluated at  $\widetilde{\beta}_\gamma$ , i.e.  $\widetilde{\Sigma}_\gamma = \delta(\mathbf{X}_\gamma^T \mathbf{W}_\gamma(\widetilde{\beta}_\gamma) \mathbf{X}_\gamma)^{-1}$ , with  $\mathbf{W}_\gamma$  being the  $n \times n$  diagonal matrix containing the GLM weights. Note that under Jeffrey's prior for  $\beta_\gamma$  the Laplace estimate simplifies to  $\widehat{m}^N(\mathbf{y}^*|\gamma, \delta) = (2\pi\delta)^{d_\gamma/2} f(\mathbf{y}^*|\widetilde{\beta}_\gamma, \gamma)^{1/\delta}$ .

## B.2: Posterior sampling with GVS

Given the posterior distributions in (B.1.2) and in (B.1.3) we propose the following GVS Metropolis-within-Gibbs sampling scheme:

- A. Set starting values  $\gamma^{(0)}, \beta_\gamma^{(0)}, \beta_0^{(0)}$  and  $\mathbf{y}^{*(0)}$ . For fixed  $\delta$  set  $\delta = n$ , for random  $\delta$  set starting starting value  $\delta^{(0)}$ .
- B. For iterations  $t = 1, 2, \dots, N$ :

Step 1: Sampling of  $\beta_\gamma^{(t)}$  given the current state of  $\gamma, \delta$  and  $\mathbf{y}^*$ .

- (a) Generate  $\beta'_\gamma$  from the proposal distribution  $q(\beta_\gamma) = N_{d_\gamma}(\widehat{\beta}_\gamma, \widehat{\Sigma}_{\beta_\gamma})$ , where  $\widehat{\beta}_\gamma$  is the ML estimate from a weighted regression on  $\mathbf{y}^{\text{all}} = (\mathbf{y}, \mathbf{y}^*)^T$ , using weights  $\mathbf{w}^{\text{all}} = (\mathbf{1}_n, \mathbf{1}_n \delta^{-1})^T$ , and  $\widehat{\Sigma}_{\beta_\gamma}$  is the estimated variance-covariance matrix of  $\widehat{\beta}_\gamma$ .
- (b) Calculate the probability of move:

$$\alpha_{\beta_\gamma} = \min \left[ 1, \frac{f(\mathbf{y}|\beta'_\gamma, \gamma) f(\mathbf{y}^*|\beta'_\gamma, \gamma)^{1/\delta} \pi^N(\beta'_\gamma|\gamma) q(\beta_\gamma^{(t-1)})}{f(\mathbf{y}|\beta_\gamma^{(t-1)}, \gamma) f(\mathbf{y}^*|\beta_\gamma^{(t-1)}, \gamma)^{1/\delta} \pi^N(\beta_\gamma^{(t-1)}|\gamma) q(\beta'_\gamma)} \right].$$

- (c) Set

$$\beta_\gamma^{(t)} = \begin{cases} \beta'_\gamma & \text{with probability } \alpha_{\beta_\gamma}, \\ \beta_\gamma^{(t-1)} & \text{with probability } 1 - \alpha_{\beta_\gamma}. \end{cases}$$

Step 2: Sampling of  $\beta_{\setminus\gamma}^{(t)}$  given the current state of  $\gamma$ .

- (a) Generate  $\beta'_{\setminus\gamma}$  from the pseudo-prior  $\pi^N(\beta_{\setminus\gamma}|\gamma) = N_{d_{\setminus\gamma}}(\widehat{\beta}_{\setminus\gamma}, \mathbf{I}_{d_{\setminus\gamma}} \widehat{\sigma}_{\beta_{\setminus\gamma}}^2)$ .

(b) Set  $\beta_{\gamma}^{(t)} = \beta'_{\gamma}$  with probability equal to 1.

Step 3: Sampling of  $\beta_0^{(t)}$  given the current state of  $\delta$  and  $\mathbf{y}^*$ .

(a) Generate  $\beta'_0$  from the proposal distributions  $q(\beta_0) = \text{N}(\widehat{\beta}_0, \widehat{\sigma}_{\beta_0}^2)$  under the CR-PEP setting and  $q(\beta_0) = \text{N}(\widehat{\beta}_0, \delta \widehat{\sigma}_{\beta_0}^2)$  under the DR-PEP setting, where  $\widehat{\beta}_0$  is the ML estimate from the regression on  $\mathbf{y}^*$  and  $\widehat{\sigma}_{\beta_0}$  is the standard error of  $\widehat{\beta}_0$ .

(b) Under the CR-PEP setting, calculate the probability of move as

$$\alpha_{\beta_0} = \min \left[ 1, \frac{f(\mathbf{y}^* | \beta'_0) \pi_0^{\text{N}}(\beta'_0) q(\beta_0^{(t-1)})}{f(\mathbf{y}^* | \beta_0^{(t-1)}) \pi_0^{\text{N}}(\beta_0^{(t-1)}) q(\beta'_0)} \right].$$

Under the DR-PEP setting, calculate the probability of move as

$$\alpha_{\beta_0} = \min \left[ 1, \frac{f(\mathbf{y}^* | \beta'_0)^{1/\delta} \pi_0^{\text{N}}(\beta'_0) q(\beta_0^{(t-1)})}{f(\mathbf{y}^* | \beta_0^{(t-1)})^{1/\delta} \pi_0^{\text{N}}(\beta_0^{(t-1)}) q(\beta'_0)} \right].$$

(c) Set

$$\beta_0^{(t)} = \begin{cases} \beta'_0 & \text{with probability } \alpha_{\beta_0}, \\ \beta_0^{(t-1)} & \text{with probability } 1 - \alpha_{\beta_0}. \end{cases}$$

Step 4: Sampling of  $\mathbf{y}^{*(t)}$  given the current state of  $\beta_{\gamma}$ ,  $\beta_0$ ,  $\gamma$  and  $\delta$ .

(a) Generate  $\mathbf{y}^{*'}$  from a proposal distribution  $q(\mathbf{y}^*)$ ; see Remark 3 below for details about the proposal.

(b) Calculate the MLEs given  $\mathbf{y}^{*(t-1)}$  and  $\mathbf{y}^{*'}$  and compute the Laplace approximations  $\widehat{m}^{\text{N}}(\mathbf{y}^{*(t-1)} | \gamma, \delta)$  and  $\widehat{m}^{\text{N}}(\mathbf{y}^{*' | \gamma, \delta)$ .

(c) Under the CR-PEP setting calculate the probability of move as

$$\alpha_{\mathbf{y}^*} = \min \left[ 1, \frac{f(\mathbf{y}^{*' | \beta_{\gamma}, \gamma)^{1/\delta} f(\mathbf{y}^{*' | \beta_0}) \widehat{m}^{\text{N}}(\mathbf{y}^{*(t-1)} | \gamma, \delta) q(\mathbf{y}^{*(t-1)})}{f(\mathbf{y}^{*(t-1)} | \beta_{\gamma}, \gamma)^{1/\delta} f(\mathbf{y}^{*(t-1)} | \beta_0) \widehat{m}^{\text{N}}(\mathbf{y}^{*' | \gamma, \delta) q(\mathbf{y}^{*'})} \right].$$

Under the DR-PEP setting calculate the probability of move as

$$\alpha_{\mathbf{y}^*} = \min \left[ 1, \frac{f(\mathbf{y}^{*' | \beta_{\gamma}, \gamma)^{1/\delta} f(\mathbf{y}^{*' | \beta_0})^{1/\delta} \widehat{m}^{\text{N}}(\mathbf{y}^{*(t-1)} | \gamma, \delta) q(\mathbf{y}^{*(t-1)})}{f(\mathbf{y}^{*(t-1)} | \beta_{\gamma}, \gamma)^{1/\delta} f(\mathbf{y}^{*(t-1)} | \beta_0)^{1/\delta} \widehat{m}^{\text{N}}(\mathbf{y}^{*' | \gamma, \delta) q(\mathbf{y}^{*'})} \right].$$

(d) Set

$$\mathbf{y}^{*(t)} = \begin{cases} \mathbf{y}^{*'} & \text{with probability } \alpha_{\mathbf{y}^*}, \\ \mathbf{y}^{*(t-1)} & \text{with probability } 1 - \alpha_{\mathbf{y}^*}. \end{cases}$$

Step 5: Sampling of  $\delta$  given the current state of  $\boldsymbol{\beta}_\gamma$ ,  $\beta_0$  and  $\gamma$ .

(a) If  $\delta$  is fixed at  $n$  go to Step 6, else implement (b)-(e) of Step 5.

(b) Generate  $\delta'$  from the proposal distribution  $q(\delta|\delta^{(t-1)}) = \text{Gamma}(a, b)$  with shape  $a = \delta^{(t-1)}$  and rate  $b = 1$ .

(c) Compute the Laplace approximations  $\widehat{m}^N(\mathbf{y}^*|\gamma, \delta^{(t-1)})$  and  $\widehat{m}^N(\mathbf{y}^*|\gamma, \delta')$ .

(d) Under the CR-PEP setting calculate the probability of move as

$$\alpha_\delta = \min \left[ 1, \frac{f(\mathbf{y}^*|\boldsymbol{\beta}_\gamma, \gamma)^{1/\delta'} \pi(\delta') \widehat{m}^N(\mathbf{y}^*|\gamma, \delta^{(t-1)}) q(\delta^{(t-1)}|\delta')}{f(\mathbf{y}^*|\boldsymbol{\beta}_\gamma, \gamma)^{1/\delta^{(t-1)}} \pi(\delta^{(t-1)}) \widehat{m}^N(\mathbf{y}^*|\gamma, \delta') (\delta'|\delta^{(t-1)})} \right].$$

Under the DR-PEP setting calculate the probability of move as

$$\alpha_\delta = \min \left[ 1, \frac{f(\mathbf{y}^*|\boldsymbol{\beta}_\gamma, \gamma)^{1/\delta'} f_0(\mathbf{y}^*|\beta_0)^{1/\delta'} \pi(\delta') \widehat{m}^N(\mathbf{y}^*|\gamma, \delta^{(t-1)}) q(\delta^{(t-1)}|\delta')}{f(\mathbf{y}^*|\boldsymbol{\beta}_\gamma, \gamma)^{1/\delta^{(t-1)}} f_0(\mathbf{y}^*|\beta_0)^{1/\delta^{(t-1)}} \pi(\delta^{(t-1)}) \widehat{m}^N(\mathbf{y}^*|\gamma, \delta') (\delta'|\delta^{(t-1)})} \right].$$

(e) Set

$$\delta^{(t)} = \begin{cases} \delta' & \text{with probability } \alpha_\delta, \\ \delta^{(t-1)} & \text{with probability } 1 - \alpha_\delta. \end{cases}$$

Step 6: Sampling of  $\gamma_j^{(t)}$ , for  $j = 1, 2, \dots, p$ , given the current state of  $\boldsymbol{\beta}_\gamma$ ,  $\boldsymbol{\beta}_{\setminus\gamma}$ ,  $\delta$  and  $\mathbf{y}^*$ .

(a) Calculate the MLEs for  $\gamma_j = 1$  and  $\gamma_j = 0$  and compute the Laplace approximations  $\widehat{m}^N(\mathbf{y}^*|\gamma_j = 1, \gamma_{\setminus j}, \delta)$  and  $\widehat{m}^N(\mathbf{y}^*|\gamma_j = 0, \gamma_{\setminus j}, \delta)$ .

(b) Evaluate the odds

$$\begin{aligned} O(\gamma_j) &= \frac{f(\mathbf{y}|\boldsymbol{\beta}_\gamma, \gamma_j = 1, \gamma_{\setminus j}) f(\mathbf{y}^*|\boldsymbol{\beta}_\gamma, \gamma_j = 1, \gamma_{\setminus j})^{1/\delta} \pi^N(\boldsymbol{\beta}_\gamma|\gamma_j = 1, \gamma_{\setminus j})}{f(\mathbf{y}|\boldsymbol{\beta}_\gamma, \gamma_j = 0, \gamma_{\setminus j}) f(\mathbf{y}^*|\boldsymbol{\beta}_\gamma, \gamma_j = 0, \gamma_{\setminus j})^{1/\delta} \pi^N(\boldsymbol{\beta}_\gamma|\gamma_j = 0, \gamma_{\setminus j})} \times \\ &\quad \times \frac{\pi^N(\boldsymbol{\beta}_{\setminus\gamma}|\gamma_j = 1, \gamma_{\setminus j}) \widehat{m}^N(\mathbf{y}^*|\gamma_j = 0, \gamma_{\setminus j}, \delta) \pi(\gamma_j = 1, \gamma_{\setminus j})}{\pi^N(\boldsymbol{\beta}_{\setminus\gamma}|\gamma_j = 0, \gamma_{\setminus j}) \widehat{m}^N(\mathbf{y}^*|\gamma_j = 1, \gamma_{\setminus j}, \delta) \pi(\gamma_j = 0, \gamma_{\setminus j})}. \end{aligned}$$



- (c) Sample  $\gamma'_j \sim \text{Bernoulli}\left(\frac{O(\gamma_j)}{1+O(\gamma_j)}\right)$  and set  $\gamma_j^{(t)} = \gamma'_j$  with probability equal to 1.

Step 7: Update  $\boldsymbol{\beta}^{(t)} = (\boldsymbol{\beta}_\gamma^{(t)}, \boldsymbol{\beta}_{\setminus\gamma}^{(t)})$  based on the current configuration of  $\gamma$ .

C. Repeat the steps in B until convergence.

### Remarks

1. Metropolis-Hasting steps are not needed for  $\boldsymbol{\beta}_{\setminus\gamma}$  and  $\gamma$ ; the former is sampled directly from the pseudo-prior distribution, while the latter is sampled directly from the full conditional Bernoulli distribution.
2. No specific fine tuning is required for the proposal distributions of  $\boldsymbol{\beta}_\gamma$  and  $\beta_0$  (normal proposals based on MLEs) and also for the proposal of  $\gamma$  (random-walk gamma proposal).
3. For  $\mathbf{y}^*$  we recommend the following proposals depending on the likelihood of the model and on the PEP prior that is used:
  - i) For logistic regression a product binomial proposal distribution with probability of success equal to

$$p^{\text{CR-PEP}} = \frac{p_0 p_\gamma^{1/\delta}}{p_0 p_\gamma^{1/\delta} + (1-p_0)(1-p_\gamma)^{1/\delta}}$$

under the CR-PEP prior and equal to

$$p^{\text{DR-PEP}} = \frac{(p_0 p_\gamma)^{1/\delta}}{(p_0 p_\gamma)^{1/\delta} + [(1-p_0)(1-p_\gamma)]^{1/\delta}}$$

under the DR-PEP prior, with  $p_0 = (1+\exp(-\beta_0))^{-1}$  and  $p_\gamma = (1+\exp(-\mathbf{X}_\gamma \boldsymbol{\beta}_\gamma))^{-1}$ .

- ii) For Poisson regression under the CR-PEP prior a product Poisson proposal distribution with mean equal to

$$\lambda^{\text{CR-PEP}} = \lambda_0 \lambda_\gamma^{1/\delta},$$

where  $\lambda_0 = \exp(\beta_0)$  and  $\lambda_\gamma = \exp(\mathbf{X}_\gamma \boldsymbol{\beta}_\gamma)$ . Under the DR-PEP prior we utilize a product Poisson random-walk proposal with mean equal to the state of  $\mathbf{y}^*$  at the previous iteration.

## References

- Bartlett, M.S. (1957). Comment on D.V. Lindleys statistical paradox. *Biometrika*, **44**, 533–534.
- Bayarri, M. J., Berger, J. O., Forte, A. and García-Donato, G. (2012). Criteria for Bayesian model choice with application to variable selection. *The Annals of Statistics*, **40**, 1550–1577.
- Berger, J.O. and Pericchi, L.R. (1996) The intrinsic Bayes factor for model selection and prediction. *Journal of the American Statistical Association*, **91**, 109–122.
- Berger, J.O. and Pericchi, L.R. (2004) Training samples in objective Bayesian model selection. *The Annals of Statistics*, **32**, 841–869.
- Bernardo, J.M. and Smith, A.F.M. (2000). *Bayesian Theory*. Wiley Series in Probability and Statistics, John Wiley and Sons, Chichester.
- Bové, D.S. and Held, L. (2011). Hyper  $g$  priors for generalized linear models. *Bayesian Analysis*, **6**, 387–410.
- Carlin, B.P. and Chib, S. (1995). Bayesian model choice via Markov chain Monte Carlo methods. *Journal of the Royal Statistical Society Series B*, **57**, 473–484.
- Casella, G. and Moreno, E. (2006). Objective Bayesian variable selection. *Journal of the American Statistical Association*, **101**, 157–167.
- Chen, M.-H. and Ibrahim, J.G. (2003). Conjugate priors for generalized linear models. *Statistica Sinica*, **13**, 461–476.
- Chen, M.-H., Huang, L., Ibrahim, J.G. and Kim, S. (2008). Bayesian variable selection and computation for generalized linear models with conjugate priors. *Bayesian Analysis*, **3**, 585–614.
- Dellaportas, P., Forster, J.J. and Ntzoufras, I. (2002). On Bayesian model and variable selection using MCMC. *Statistics and Computing*, **12**, 27–36.
- Fernández, C., Ley, E. and Steel, M.F.J. (2001). Benchmark priors for Bayesian model averaging. *Journal of Econometrics*, **100**, 381–427.
- Fouskakis, D. and Ntzoufras, I. (2013). Computation for intrinsic variable selection in normal regression models via expected-posterior prior. *Statistics and Computing*, **23**, 491–499.
- Fouskakis, D. and Ntzoufras, I. (2015). Power-conditional-expected priors: Using  $g$ -priors with random imaginary data for variable selection. *Journal of Computational and Graphical Statistics*, forthcoming.

- Fouskakis, D., Ntzoufras, I. and Draper, D. (2015). Power-expected-posterior priors for variable selection in Gaussian linear models. *Bayesian Analysis*, **10**, 75–107.
- George, E. I. and McCulloch, R. E. (1993). Variable selection via Gibbs sampling. *Journal of the American Statistical Association*, **85**, 398–409.
- Gupta, M. and Ibrahim, J.G. (2009). An information matrix prior for Bayesian analysis in generalized linear models with high dimensional data. *Statistica Sinica*, **19**, 1641–1663.
- Hansen, M.H. and Yu, B. (2003). Minimum description length model selection criteria for generalized linear models. *Lecture Notes-Monograph Series*, 145–163.
- Holmes, C.C. and Held, L. (2006). Bayesian auxiliary variable models for binary and multinomial regression. *Bayesian Analysis*, **1**, 145–168.
- Ibrahim, J.G. and Chen, M. (2000). Power prior distributions for regression models. *Statistical Science*, **15**, 46–60.
- Ibrahim, J.G. and Laud, P.W. (1991). On Bayesian analysis of generalized linear models using Jeffreys’s prior. *Journal of the American Statistical Association*, **86**, 981–986.
- Kass, R. and Wasserman, L. (1995). A reference Bayesian test for nested hypotheses and its relationship to the Schwarz criterion. *Journal of the American Statistical Association*, **90**, 928–934.
- Leon-Novelo, L., Moreno, E. and Casella, G. (2012). Objective Bayes model selection in probit models. *Statistics in Medicine*, **31**, 353–365.
- Ley, E. and Steel, M.F.J. (2012). Mixtures of  $g$ -priors for Bayesian model averaging with economic applications. *Journal of Econometrics*, **171**, 251–266.
- Li, Y. and Clyde, M.A. (2015). Mixtures of  $g$  priors in generalized linear models. arXiv:1503.06913v1 [stat.ME].
- Liang, F., Paulo, R., Molina, G., Clyde, M.A. and Berger, J.O. (2008). Mixtures of  $g$  priors for Bayesian variable selection. *Journal of the American Statistical Association*, **103**, 410–423.
- Lindley, D.V. (1957). A statistical paradox. *Biometrika*, **44**, 187–192.
- Marin, J.-M. and Robert, C.P. (2007). *Bayesian Core: A Practical Approach to Computational Bayesian Statistics* Springer texts in Statistics, Springer, New York.
- Maruyama, Y. and George, E. I. (2011). Fully Bayes factors with a generalized  $g$ -prior. *The Annals of Statistics*, **39**, 2740–2765.
- Murray, I., Ghahramani, Z. and MacKay, D.J.C. (2006). MCMC for doubly-intractable distributions. In: *Proceedings of the 22nd Annual Conference on Uncertainty in Artificial Intelligence*, (UAI-06), AUAI Press, pp. 359–366.

- Nott, D. and Kohn, R. (2005). Adaptive sampling for Bayesian variable selection. *Biometrika*, **92**, 747–763.
- Ntzoufras, I., Dellaportas, P. and Forster, J. J. (2003). Bayesian variable and link determination for generalised linear models. *Journal of Statistical Planning and Inference*, **111**, 165–180.
- O’Hagan, A. (1995). Fractional Bayes factors for model comparison. *Journal of the Royal Statistical Society: Series B*, **57**, 99–138 (with discussion).
- Pérez, J.M. and Berger, J.O. (2002). Expected-posterior prior distributions for model selection. *Biometrika*, **89**, 491–511.
- Ripley, B.D. (1996). *Pattern Recognition and Neural Networks*. Cambridge University Press, Cambridge.
- Scott, J. G., and Berger, J. O. (2010). Bayes and empirical-Bayes multiplicity adjustment in the variable-selection problem. *The Annals of Statistics*, **38**, 2587–2619.
- Spiegelhalter, D.J., Abrams, K.R. and Myles, J.P. (2004). *Bayesian Approaches to Clinical Trials and Health-Care Evaluation: Statistics in Practice*. Wiley, Chichester, UK.
- Wang, X. and George, E.I. (2007). Adaptive Bayesian criteria in variable selection for generalized linear models. *Statistica Sinica*, **17**, 667–690.
- Womack, A.J., León-Novelo, L. and Casella, G. (2014). Inference from intrinsic Bayes procedures under model selection and uncertainty. *Journal of the American Statistical Association*, **109**, 1040–1053.
- Zellner, A. (1986). On assessing prior distributions and Bayesian regression analysis with g-prior distributions. In: *Bayesian Inference and Decision Techniques: Essays in Honour of Bruno de Finetti*, eds. P. Goel and A. Zellner, Amsterdam: North-Holland, pp. 233–243.
- Zellner, A. and Siow, A. (1980). Posterior odds ratios for selected regression hypotheses. In: *Proceedings of the First International Meeting Held in Valencia: Bayesian Statistics*, eds. J.M. Bernardo, M.H. DeGroot, D.V. Lindley and A.F.M. Smith, Valencia: University of Valencia Press, pp. 388–396.