

Standard canvas and stretcher sizes satisfying golden and silver ratios as well as optimal use of material

Nguyen Dinh Dang*

(Dated: September 15, 2018)

Abstract

The sizes of canvases and stretchers for oil painting have been standardized in France in 19th century and widely accepted in many countries in Europe as well as in Japan so far. These standard sizes do not follow the golden ratio and porte d'harmonie number as has been often claimed. In this work, a general formula is derived to calculate the sizes of painting canvases and stretchers, which satisfy exactly the golden ratio and the porte d'harmonie number as well as the rule for optimal use of material in their mass production. Based on this formula new canvas and stretcher sizes are calculated for all three figure, landscape and marine formats.

* Email: ndinh dang@gmail.com, URL: <http://ribf.riken.go.jp/~dang/>

I. INTRODUCTION

Canvas has been used in oil painting starting from the end of 15th century in Italy. A century later the use of canvas in painting spread to England, where canvases and stretchers were standardized and manufactured to be sold to artists [1]. In 19th century a new system of standards for canvas sizes was introduced in France (the so-called second standardization after the first one in 17th century) [2, 3]. This system has been accepted throughout Europe and even imported to Japan, where it remains the only one for canvas and strainer formats available from the local manufacturers of art materials. In the French standards the size increment goes discretely from size 0 (called point 0 or toile de 0) to size 120 (called point 120 or toile de 120) with 20 sizes for each of three formats, which are the figure (F), landscape (paysage, P) and marine (M) ones, as shown in Table I. The Japanese standard sizes are identical to the French ones except some slight errors due to conversion and rounding up from the metric units to the Japanese shaku units in the Meiji era and the reverse conversion back to the metric units in 20th century (1 shaku = 10/33 m \simeq 30.3 cm). Beyond that, the Japanese standards have also been extended to sizes 130, 150, 200, 300, and 500.

Opinions regarding the French canvas standard sizes have been divided into two camps. A number of the so-called *les initiés* insist that these standards haven been derived from the golden ratio $\varphi = (1 + \sqrt{5})/2 = 1.6180339887\dots$, and $\sqrt{2}$, which is also called the number of *porte d'harmonie* based on the name given by the French painter Paul Sérusier (1864 - 1927). Since the silver ratio is given as $\delta_S = 1 + \sqrt{2}$, one may say that $\sqrt{2}$ is related to the silver number as $\delta_S - 1$. Just it has been claimed that in the standard French canvas sizes, the height (the shorter length) of a canvas in the F format is equal to its width (the longer length) divided by 2Φ or $2/\varphi$, where Φ is golden ratio conjugate, $\Phi = (\sqrt{5} - 1)/2 = 1/\varphi = 0.6180339887\dots$. As for the P format, its height is equal to its width divided by $\sqrt{2}$. Finally, the height of M format is equal to its width divided by φ . Just to quote some references, this interpretation is given on the website of a prestigious art university [4], and on the technical information page of one of the world's largest manufacturers of professional art materials [5]. However, these claims are far from reality. The actual sizes of French standard canvas formats including their Japanese extension, as shown in the Table I, in general do not satisfy the golden and silver ratios, as can be seen in Fig. 1. As a matter of fact, from 25 sizes in each of F, P, and M formats, ranging from size 0 to size 500, only 7 sizes (less than

TABLE I. French standard canvas sizes and their Japanese extension for sizes 130 – 500, which have been corrected for errors due to conversion between metric and shaku units. The heights for P130 and M130, absent in the Japanese extension, have also been added by using Eq. (1).

No	Point	Width (cm)	Height (cm)		
			F	P	M
1	0	18	14	12	10
2	1	22	16	14	12
3	2	24	19	16	14
4	3	27	22	19	16
5	4	33	24	22	19
6	5	35	27	24	22
7	6	41	33	27	24
8	8	46	38	33	27
9	10	55	46	38	33
10	12	61	50	46	38
11	15	65	54	50	46
12	20	73	60	54	50
13	25	81	65	60	54
14	30	92	73	65	60
15	40	100	81	73	65
16	50	116	89	81	73
17	60	130	97	89	81
18	80	146	114	97	89
19	100	162	130	114	97
20	120	195	130	114	97
21	130	195	162	130	114
22	150	228	182	162	146
23	200	260	195	182	162
24	300	292	219	197	182
25	500	334	250	219	197

30%) have the ratios of width to height that match the golden or silver ratio. Indeed, for the F format, only the sizes F3, F6, F12, F25, F40, F100, and F150 have the width-to-height ratios close to 2Φ . For the P format, the sizes P3, P8, P30, P50, P100, P150, and P200 have these ratios close to $\sqrt{2}$, whereas for the M format, the sizes M5, M12, M50, M60, M80, M200, and M300 are those whose ratios of width to height are close to φ . For the remaining sizes these ratios deviate from the corresponding golden and silver ratios, and the deviations are particularly large in some cases like at sizes 1, 120 and M15.

According to the other camp, rather than primarily by aesthetic considerations, the more probable source of these standard formats is purely practical, which was driven by the convenience and cost to the color merchants as well as the optimal economical use of fabric width. The latter was determined by the fixed loom size [6, 7]. As a matter of fact, the canvas widths of the sizes from 0 to 120 in the French standards are the same as those mentioned by Pernety already in 1757 in Ref. [8], where he pointed out that the points assigned to the different sizes of the prepared and pre-stretched canvases just referred to their costs in sols (or sous). For example, a size 20 canvas would cost 20 sous. Although Pernety presented the measurements in the ancient units, pieds and pouces, the later conversion into the metric units (in cm and mm) is quite precise, which remains as the sizes of F format canvases nowadays. In Ref. [3] it has also been noted that attempts have failed to find the golden ratio or a close value in the table of standard canvas formats in 18th century.

This point of view seems to hold also because of rationalized wood cutting in manufacturing canvas stretcher bars [3]. Indeed, Table I reveals a striking rule regarding the heights of the F, P, and M formats in the successive sizes, namely the height of the i th size in the F format is equal to that of the $(i + 1)$ th size in the P format, which in turn is the same as that of the $(i + 2)$ th size in the M format. For instance, the heights of the F0, P1, M2 are the same and equal to 14 cm; so are those of the F1, P2, M3, which are equal to 16 cm, etc. This rule allows the manufacturer to make the shorter stretcher bars of the same length for assembling stretchers of 3 formats (F, P, and M) in the same way as the longer stretcher bars of the same length can be used for all three formats. Consequently it reflects the optimal use of material in manufacturing stretcher bars and pre-stretched canvases. In the rest of the present work this rule will be referred to as the rule for optimal use of material. It can be written as

$$F(i) = P(i + 1) = M(i + 2) , \quad (1)$$

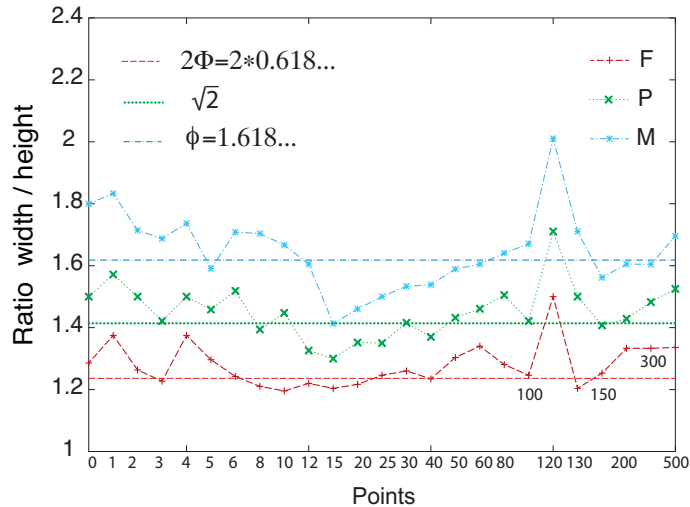


FIG. 1. (Color online) Width-to-height ratios as functions of points in French standard canvas formats. The (red) crosses, (green) saltires, and (blue) asterisks denote the ratios corresponding to the F, P, and M formats, respectively. The lines connecting these symbols are drawn to guide the eye. The horizontal straight lines stand for $2\Phi = 2/\varphi$ (red dashed), $\sqrt{2}$ (green dotted), and φ (dash-dotted).

where $F(i)$, $P(i+1)$ and $M(i+2)$ denote the heights of the F, P, and M formats, respectively, at their corresponding i , $i+1$ and $i+2$ sizes. An exception is the last size $i = 20$ (point 120), where the heights are set to be the same as the corresponding heights at $i = 19$, because there is no larger size.

Of course, it is trivial to design a new system of standard canvas and stretcher sizes that strictly follow the golden and silver ratios, keeping the same traditional lengths for the widths $W(i)$ at each size i . But these new heights, which are obtained by simply dividing the standard widths $W(i)$ by 2Φ , $\sqrt{2}$ and ϕ to obtain $F(i)$, $P(i)$, and $M(i)$, respectively, obviously violate the rule for optimal use of material (1). Golden rectangle canvases with the width-to-height ratio approximating φ are available on the market [9].

The goal of the present work is to derive new standard canvas and stretcher sizes for canvas, which simultaneously satisfy the golden and silver ratios as well as the rule for optimal use of material.

TABLE II. The schematic table to be designed.

No	Width	Height		
		F	P	M
1	W(1)	F(1)	P(1)	M(1)
2	W(2)	F(2)	P(2)	M(2)
3	W(3)	F(3)	P(3)	M(3)
...				
i	W(i)	F(i)	M(i)	P(i)
i+1	W(i+1)	F(i+1)	M(i+1)	P(i+1)
...				

II. NEW STANDARD SIZES FOR CANVAS AND STRETCHERS

As has been mentioned in the Introduction, let's index the canvases with the numbers $i = 1, \dots, 25$ in the order of increasing sizes and call the width, and heights of F, P, and M formats at i th size as $W(i)$, $F(i)$, $P(i)$, and $M(i)$, respectively. The table of new standard sizes then has the form of Table II.

These widths and heights should follow the golden ratio and the porte d'harmonie number, as

$$W(i) = 2F(i)/\varphi , \quad (2)$$

$$W(i) = \sqrt{2}P(i) , \quad (3)$$

$$W(i) = \varphi M(i) , \quad (4)$$

as well as the rule for optimal use of material (1).

From Eqs. (1) and (3), one obtains

$$W(i+1) = \sqrt{2}P(i+1) = \sqrt{2}F(i) . \quad (5)$$

Similarly, from Eqs. (1) and (4), one obtains

$$W(i+2) = \varphi M(i+2) = \varphi F(i) . \quad (6)$$

Dividing $W(i+1)$ from Eq. (5) by $W(i)$ from Eq. (2), one gets the ratio between two widths as

$$\frac{W(i+1)}{W(i)} = \frac{\varphi}{\sqrt{2}} . \quad (7)$$

In the same way, dividing $W(i+2)$ from Eq. (6) by $W(i)$, one obtains

$$\frac{W(i+2)}{W(i)} = \frac{\varphi^2}{2} . \quad (8)$$

Setting the width $W(1)$ of the smallest size ($i = 1$) equal to w , from Eq. (7) one has

$$W(2) = W(1) \frac{\varphi}{\sqrt{2}} = w \frac{\varphi}{\sqrt{2}} , \quad (9)$$

$$W(3) = W(2) \frac{\varphi}{\sqrt{2}} = w \left(\frac{\varphi}{\sqrt{2}} \right)^2 , \quad (10)$$

$$W(4) = W(3) \frac{\varphi}{\sqrt{2}} = w \left(\frac{\varphi}{\sqrt{2}} \right)^3 , \quad (11)$$

.....

which also satisfy Eq. (8). Proceeding in the same manner, one ends up with

$$W(i) = w \left(\frac{\varphi}{\sqrt{2}} \right)^{i-1} . \quad (12)$$

Proof of Eq. (12):

One can prove this formula by induction, namely if Eq. (12) holds for $i = n$, one has to show that it also holds for $i = n + 1$, that is if

$$W(n) = w \left(\frac{\varphi}{\sqrt{2}} \right)^{n-1} , \quad (13)$$

then

$$W(n+1) = w \left(\frac{\varphi}{\sqrt{2}} \right)^n . \quad (14)$$

Replacing $W(i)$ in Eq. (2) with the right-hand side of Eq. (13), one obtains

$$F(n) = W(n) \frac{\varphi}{2} = w \frac{\varphi^n}{2(\sqrt{2})^{n-1}} . \quad (15)$$

From Eq. (1) one has $F(n) = P(n+1)$, therefore

$$P(n+1) = w \frac{\varphi^n}{2(\sqrt{2})^{n-1}} . \quad (16)$$

Replacing $P(i = n + 1)$ at the right-hand side of Eq. (3) with its expression determined by the right-hand side of Eq. (16), one gets

$$W(n + 1) = \sqrt{2}P(n + 1) = w \left(\frac{\varphi}{\sqrt{2}} \right)^n, \quad (17)$$

which is nothing but Eq. (14) that one has to prove.

Equation (12) is the central result of this work. It states that the width of the i th canvas is equal to that of the first (smallest) canvas multiplied by the ratio of the golden number (φ) to $\sqrt{2}$ (the porte d'harmonie number), raised to the $(i - 1)$ th power. Knowing the width $W(i)$, one can easily calculate the heights $F(i)$, $P(i)$, and $M(i)$ at the same width $W(i)$, which satisfy the golden ratio and the porte d'harmonie number as well as the rule for optimal use of material, by using Eqs. (2) – (4).

Shown in Tables III and IV are the new standard sizes for canvases and stretchers, calculated from Eqs. (12) and (2) – (4), where the number in Table IV have been rounded up to mm. They are obtained by using the width for the smallest size. $W(1) = w = 18$ cm, that is the width of size 0 from the French standard sizes in Table I.

Show in Fig. 2 are the heights $F(i)$, $P(i)$, and $M(i)$ of the F, P and M formats, respectively, plotted as functions of their width $W(i)$ from the new standard sizes [Fig. 2 (a)] and the French ones [Fig. 2 (b)]. The dependences of the heights on the width in the new sizes follow the straight line $y = ax$ with $a = \varphi/2$ for the F formats, $a = 1/\sqrt{2}$ for the P formats, and $a = 1/\varphi$ for the M formats [Fig. 2 (a)]. The line parallel to the y axis demonstrates that 3 heights $F(i)$, $P(i)$ and $M(i)$ have the same width $W(i)$, whereas the line parallel to the x axis shows that 3 widths $W(i)$, $W(i + 1)$, and $W(i + 2)$ have the same height, fulfilling the rule for optimal use of material. The French sizes and their Japanese extension do not follow these rules as show in Fig. 2 (b), where the symbols are not aligned to any straight lines.

As the heights in the new standard sizes are equal to the width $W(i)$ divided by $2/\varphi$ for the F format, $\sqrt{2}$ for the P format, and φ for the M format, one immediately sees that the ratio of the canvas circumference $C(i + 1)$ to $C(i)$ is equal that of their widths, that is

$$\frac{C(i + 1)}{C(i)} = \frac{W(i + 1)}{W(i)} = \frac{\varphi}{\sqrt{2}} \simeq 1.144, \quad (18)$$

according to Eq. (12).

TABLE III. New standard sizes for canvas and stretchers. The size names in points in the 2nd column are assigned to the width lengths, which are close to those at the corresponding points in the French standard sizes and their Japanese extension, mentioned in the text.

No	Point	Width (cm)	Height (cm)		
			F	P	M
1	0	18.00000000	14.562306046	12.727922279	11.124611685
2	1	20.594211063	16.661066905	14.562306545	12.727922279
3	2	23.562307183	19.062307131	16.661067475	14.562306545
4	3	26.958173737	21.809620912	19.062307784	16.661067475
5	4	30.843462211	24.952885347	21.809621658	19.062307784
6	5	35.288709483	28.549165971	24.952886201	21.809621658
7	6	40.374618401	32.663752759	28.549166948	24.952886201
8	8	46.193522941	37.371345468	32.663753877	28.549166948
9	10	52.851064510	42.757409793	37.371346747	32.663753877
10	12	60.468109856	48.919728988	42.757411256	37.371346747
11	15	69.182945386	55.970179106	48.919730662	42.757411256
12	25	79.153787735	64.036760096	55.970181022	48.919730662
13	30	90.561656168	73.265919622	64.036762288	55.970181022
14	40	103.613658963	83.825211801	73.265922130	64.036762288
15	50	118.546753426	95.906339123	83.825214670	73.265922130
16	60	135.632047826	109.728632786	95.906342405	83.825214670
17	80	155.179723323	125.543034624	109.728636542	95.906342405
18	100	177.544665266	143.636652918	125.543038921	109.728636542
19	130	203.132906087	164.337974808	143.636657834	125.543038921
20	150	232.408996764	188.022829935	164.337980433	143.636657834
21	200	265.904440681	215.121213573	188.022836371	164.337980433
22	300	304.227342996	246.125093134	215.121220936	188.022836371
23	500	348.073450708	281.597339770	246.125101559	215.121220936
24		398.238783847	322.181947220	281.597349409	246.125101559
25		455.634087108	368.615723426	322.181958248	281.597349409

TABLE IV. New standard sizes for canvas and stretchers rounded up to mm.

No	Point	Width (cm)	Height (cm)		
			F	P	M
1	0	18.0	14.6	12.7	11.1
2	1	20.6	16.7	14.6	12.7
3	2	23.6	19.1	16.7	14.6
4	3	27.0	21.8	19.1	16.7
5	4	30.8	25.0	21.8	19.1
6	5	35.3	28.5	25.0	21.8
7	6	40.4	32.7	28.5	25.0
8	8	46.2	37.4	32.7	28.5
9	10	52.9	42.8	37.4	32.7
10	12	60.5	48.9	42.8	37.4
11	15	69.2	56.0	48.9	42.8
12	25	79.2	64.0	56.0	48.9
13	30	90.6	73.3	64.0	56.0
14	40	103.6	83.8	73.3	64.0
15	50	118.5	95.9	83.8	73.3
16	60	135.6	109.7	95.9	83.8
17	80	155.2	125.5	109.7	95.9
18	100	177.5	143.6	125.5	109.7
19	130	203.1	164.3	143.6	125.5
20	150	232.4	188.0	164.3	143.6
21	200	265.9	215.1	188.0	164.3
22	300	304.2	246.1	215.1	188.0
23	500	348.1	281.6	246.1	215.1
24		398.2	322.2	281.6	246.1
25		455.6	368.6	322.2	281.6

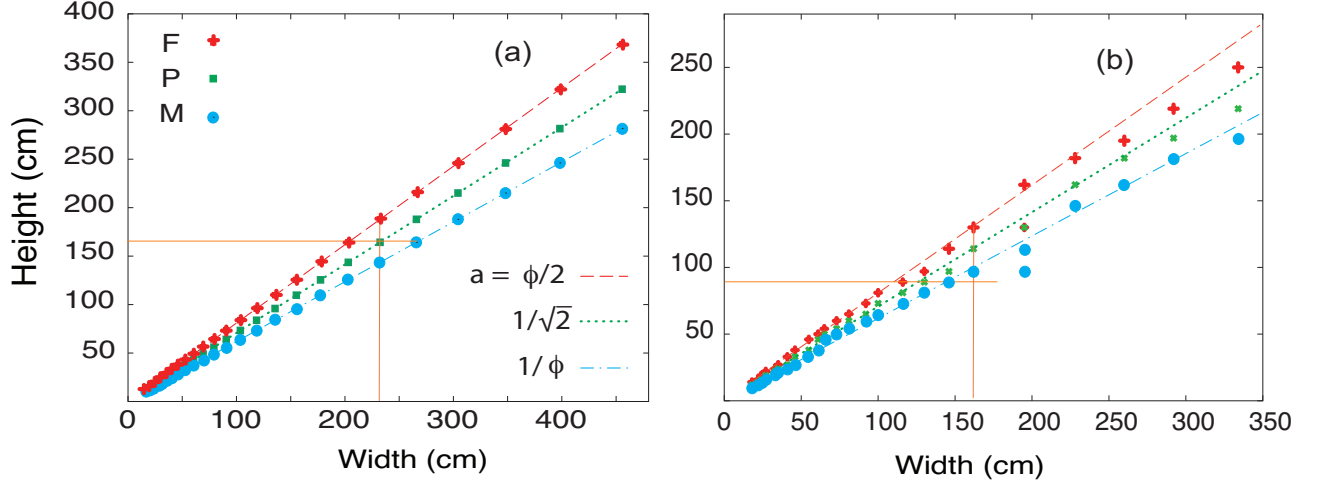


FIG. 2. (Color online) Heights of F (red crosses), P (green boxes), and M (blue circles) formats as functions of their widths from the new standard sizes (a) and the French ones including their Japanese extension (b). The (red) dashed, (green) dotted, and (blue) dash-dotted straight lines represent function $y = ax$ with $a = \varphi/2$, $1/\sqrt{2}$, and $1/\varphi$ for the F, P, and M formats, respectively.

In the same way, one finds the ratio of the canvas area $S(i+1)$ to $S(i)$ to be

$$\frac{S(i+1)}{S(i)} = \left[\frac{W(i+1)}{W(i)} \right]^2 = \frac{\varphi^2}{2} \simeq 1.31. \quad (19)$$

From Eqs. (18) and (19) it follows that

$$C_k(i) = \left(\frac{\varphi}{\sqrt{2}} \right)^{i-1} C_k(1) \simeq (1.144)^{i-1} C_k(1), \quad (20)$$

$$S_k(i) = \left(\frac{\varphi^2}{2} \right)^{i-1} S_k(1) \simeq (1.31)^{i-1} S_k(1), \quad (21)$$

with $k = F, P$, and M , where

$$C_F(1) = 2w(1 + \frac{\varphi}{2}) \simeq 65.1 \text{ cm}, \quad S_F(1) = w^2 \frac{\varphi}{2} \simeq 262.1 \text{ cm}^2, \quad (22)$$

$$C_P(1) = 2w(1 + \frac{1}{\sqrt{2}}) \simeq 61.5 \text{ cm}, \quad S_P(1) = \frac{w^2}{\sqrt{2}} \simeq 229.1 \text{ cm}^2, \quad (23)$$

$$C_M(1) = 2w\varphi \simeq 58.3 \text{ cm}, \quad S_M(1) = \frac{w^2}{\varphi} \simeq 200.2 \text{ cm}^2. \quad (24)$$

In Eq. (24) the property $1 + 1/\varphi = \varphi$ of the golden number φ is employed.

The circumferences and areas corresponding to the new standard canvas and stretcher sizes in Table IV are calculated and presented in Tables V and VI, respectively, so that one

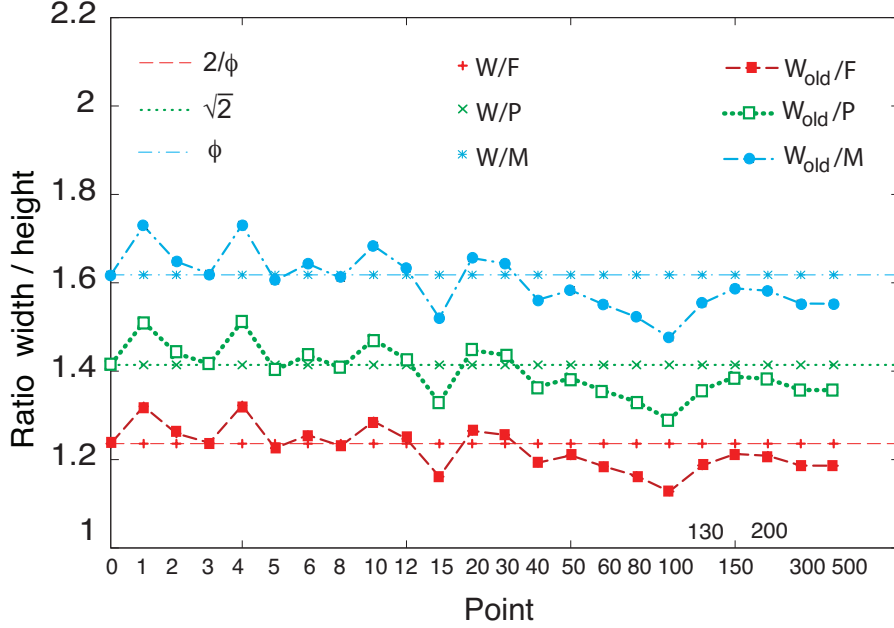


FIG. 3. (Color online) Width-to-height ratios as functions of points. The (red) crosses, (green) saltires, and (blue) asterisks denote the ratios of the new widths to the new heights in the F, P, and M formats, respectively. The (red) full boxes, (green) open boxes, and (blue) circles stand for the ratios of the old widths W_{old} to these new heights. The lines connecting the symbols are drawn to guide the eye. The horizontal straight lines stand for $2/\varphi$ (red dashed), $\sqrt{2}$ (green dotted), and φ (dash-dotted) as in Fig. 1.

can readily use to estimate the cost of any stretcher and pre-stretched canvas, which are manufactured by using the new standard sizes.

When the new widths in Tables V and VI are assigned the points corresponding to the widths with a close length from the French standard sizes, the point 20 and 120 are left out as there are no similar lengths in the new widths. Therefore, in Tables V and VI there are only 23 sizes corresponding to the French standard widths and their Japanese extension, which are denoted as $W_{\text{old}}(i)$ herewith. It is interesting to see how the ratios of the old widths $W_{\text{old}}(i)$ to the new F, P and M heights at the same point sizes from Tables V and VI will deviate from the golden ratio and the porte d'harmonie number. As can be seen from Fig. 3, these deviations (from the horizontal straight lines) turn out to be much smaller compared to those of the French standard sizes and their Japanese extension shown in Fig. 1. From 23 sizes of each format, 12 (that is 52%) are very close to the corresponding horizontal straight

TABLE V. Circumferences of new standard canvas and stretchers rounded up to mm.

No	Point	Circumference (cm)		
		F	P	M
1	0	65.1	61.5	58.2
2	1	74.5	70.3	66.6
3	2	85.2	80.4	76.2
4	3	97.5	92.0	87.2
5	4	111.6	105.3	99.8
6	5	127.7	120.5	114.2
7	6	146.1	137.8	130.7
8	8	167.1	157.7	149.5
9	10	191.2	180.4	171.0
10	12	218.8	206.5	195.7
11	15	250.3	236.2	223.9
12	25	286.4	270.2	256.1
13	30	327.7	309.2	293.1
14	40	374.9	353.8	335.3
15	50	428.9	404.7	383.6
16	60	490.7	463.1	438.9
17	80	561.4	529.8	502.2
18	100	642.4	606.2	574.5
19	130	734.9	693.5	657.4
20	150	840.9	793.5	752.1
21	200	962.1	907.9	860.5
22	300	1100.7	1038.7	984.5
23	500	1259.3	1188.4	1126.4
24		1440.8	1359.7	1288.7
25		1648.5	1555.6	1474.5

TABLE VI. Areas of new standard canvas and stretchers rounded up to tenths of cm^2 .

No	Point	Area (cm^2)		
		F	P	M
1	0	262.1	229.1	200.2
2	1	343.1	299.9	262.1
3	2	449.2	392.6	343.1
4	3	587.9	513.9	449.2
5	4	769.6	672.7	587.9
6	5	1007.5	880.6	769.6
7	6	1318.8	1152.7	1007.5
8	8	1726.3	1508.9	1318.8
9	10	2259.8	1975.1	1726.3
10	12	2958.1	2585.5	2259.8
11	15	3872.2	3384.4	2958.1
12	25	5068.8	4430.3	3872.2
13	30	6635.1	5799.3	5068.8
14	40	8685.4	7591.4	6635.1
15	50	11369.4	9937.2	8685.4
16	60	14882.7	13008.0	11369.4
17	80	19481.7	17027.7	14882.7
18	100	25501.9	22289.5	19481.7
19	130	33382.5	29177.3	25501.9
20	150	43698.2	38193.6	33382.5
21	200	57201.7	49996.1	43698.2
22	300	74878.0	65445.8	57201.7
23	500	98016.6	85669.6	74878.0
24		128305.3	112143.0	98016.6
25		167953.9	146797.1	128305.4

lines. This shows that the new heights, obtained based on the new widths, are even more compatible with the old widths in the sense of approximating the golden ratio and porte d'harmonie number. This is another sound evidence that the French standard canvas sizes and their Japanese extension are not based on the symmetries such as golden and silver ratios as often claimed.

III. CONCLUSIONS

In the present work a formula has been derived to calculate the widths (longer lengths) of canvases and stretchers, whose heights (shorter lengths) in three figure, landscape and marine formats satisfy the golden ratio and the porte d'harmonie number as well as the rule for optimal use of material.

By using this formula the new standard canvas and stretcher sizes as well as their corresponding circumferences and areas have been calculated starting from the smallest width, which is equal to that of the French standards.

The exact fulfillment of the golden ratio and the porte d'harmonie number is the main feature that makes the new standard canvas sizes distinctive from the existing French, European and American ones. At the same time, the rule for optimal use of material, which the new sizes also follow, allow them to be easily manufactured in mass production.

Finally, the fact that the new heights are more compatible with the old widths from the French standard canvas sizes and their Japanese extension with respect to the golden ratio and porte d'harmonie number is another sound evidence that the old standard sizes are not based on these symmetries.

ACKNOWLEDGMENTS

The author is thankful to Mr. E. Schwartz of l'École Nationale Supérieure des Beaux-Arts de Paris for his valuable assistance and helpful suggestions.

[1] J. Simon, *Three-quarters, kit-cats and half-lengths: British portrait painters and their canvas sizes, 1625-1850*, National Portrait Gallery, April 2013,

<http://www.npg.org.uk/research/programmes/artists-their-materials-and-suppliers/three-quarters-kit-cats-and-half-lengths-british-portrait-painters-and-their-canvas-sizes-1625-1850.php>

- [2] P. Labreuche, *The industrialization of artists' prepared canvas in nineteenth century Paris. Canvas and stretchers: Technical developments up to the period of Impressionism*, International Symposium at the Wallraf-Richartz-Museum & Fondation Corboud Cologne "Latest research into painting techniques of Impressionists and Post-Impressionists", 12 - 14, 2008, Zeitschrift für Kunsttechnologie und Konservierung, 22. Jahrgang 2008 Heft 2, pp. 316 - 328.
- [3] P. Labreuche, *Paris, capitale de la toile à peindre, XVIIIe-XIXe siècle* (Paris, CTHS/INHA, 2011) pp. 33 - 51.
- [4] Standard Canvas Sizes, Musashi Art & Design glossary, Musashi Art & Design University, <http://art-design-glossary.musabi.ac.jp/standard-canvas-sizes/>.
- [5] The Holbein Technical information Q&A page at http://www.holbein-works.co.jp/technical_info/2008/10/fmp.html
- [6] A. Hoeningswald, *PSG Stretchers and Strainers III. Materials and Equipment: 3. Standard Stretcher Sizes*, April 2007, http://www.conservation-wiki.com/wiki/PSG.Stretchers_and_Strainers_-_III._Materials_and_Equipment
- [7] A. Callen, private communication.
- [8] A.J. Pernety, *Dictionnaire portatif de peinture, sculpture et gravure avec un traité pratique des différentes manieres de peindre, dont la théories est développée dans les articles qui en sont susceptibles. Ouvrage utile aux artistes, aux élèves et aux amateurs* (Paris, Bauche Librairie, 1757).
- [9] See, for instance http://www.artsupply.com/Golden-Ratio-Canvas-from-Masterpiece_c_3017.html