

On the Interference Alignment Designs for Secure Multiuser MIMO Systems

Tung T. Vu, Ha Hoang Kha, Trung Q. Duong, Nguyen-Son Vo

Abstract

In this paper, we propose two secure multiuser multiple-input multiple-output transmission approaches based on interference alignment (IA) in the presence of an eavesdropper. To deal with the information leakage to the eavesdropper as well as the interference signals from undesired transmitters (Tx) at desired receivers (Rx), our approaches aim to design the transmit precoding and receive subspace matrices to minimize both the total inter-main-link interference and the wiretapped signals (WS). The first proposed IA scheme focuses on aligning the WSs into proper subspaces while the second one imposes a new structure on the precoding matrices to force the WSs to zero. When the channel state information is perfectly known at all Tx, in each proposed IA scheme, the precoding matrices at Tx and the receive subspaces at Rx or the eavesdropper are alternatively selected to minimize the cost function of a convex optimization problem for every iteration. We provide the feasible conditions and the proofs of convergence for both IA approaches. The simulation results indicate that our two IA approaches outperform the conventional IA algorithm in terms of average secrecy sum rate.

Keywords

Wiretap channel, secure communications, interference alignment, multiuser MIMO.

T. T. Vu and N.-S. Vo are with Duy Tan University, Vietnam (email: {vuthanhtung1,vonguyenson}@dtu.edu.vn).

H. H. Kha is with Ho Chi Minh City University of Technology, Vietnam (e-mail: hkhkha@hcmut.edu.vn).

T. Q. Duong is with Queen's University Belfast, UK (email: trung.q.duong@qub.ac.uk).

I. INTRODUCTION

Due to the broadcasting nature of the wireless communications, the wireless data transmission among legitimate users is susceptible and wiretapped by nearby eavesdroppers. Although cryptographic schemes at the network layer seem to reach the security demands, they might not be suitable for large networks, because of complex encryption and decryption algorithms, key distribution and management [1]. An alternative approach called physical layer security (PLS) exploits the random characteristics of wireless channels to achieve perfect secrecy without requiring encryption keys. As such, PLS has received a considerable attention from the research community [2]–[5]. Secure approaches for various contemporary systems have been investigated, including MIMO systems, relaying systems, cognitive-radio systems, and large-scale networks (see [6]–[12] and references therein).

In multiuser multiple-input-multiple-output (MIMO) systems, various signal processing techniques can be exploited to enhance secrecy performance [13]–[17]. The authors in [13]–[15] have generated the precoding matrices to directly maximize the secrecy sum rate (SSR) of the network while the authors in [16], [17] have designed the artificial noise properly to degrade the receiving signals at the eavesdropper without causing an additional noise on the intended receiver (Rx). All the solutions in [13]–[17] address the optimization problems of SSR in the broadcast channels in which only one base station communicate with multiple users in the network. However, they do not model the problem of multiple transmitter-receiver (Tx-Rx) pair transmissions. It should be emphasized that the sum rate maximization of the MIMO interference channels with multiple user pairs is mathematically challenging even for the scenarios without taking secure transmission into consideration.

Recently, the degrees of freedom (DoF) has been recognized as an important performance metric for MIMO interference channels since it can characterize the system capacity in the high signal-to-noise region. The achievable DoFs can be obtained by interference alignment (IA) [18], [19]. IA techniques have been applied to various wireless networks such as cognitive radio, relay networks ([20], [21] and references therein) while only a limited amount of work has exploited IA for secure multiuser MIMO transmissions [22], [23]. In particular, the authors in [22] have proven that it is possible for each user in the network to achieve a nonzero secure DoF when using an IA scheme along with precoding matrix at each Tx. In [23], it is demonstrated that the secure transmission is also possible where the number of antennas at legitimate Tx and Rx is greater than those of the eavesdropper. However, a detailed IA design for secure multiuser MIMO communication networks has not been explored in the literature.

In this paper, we consider designing IA techniques for the secure multiuser MIMO systems in the

presence of an eavesdropper. The conventional IA technique has been well studied in MIMO systems but not in a security context [18], [19], [24], [25]. The authors in [18] proposed a scheme which makes the Rxs free from inter-main-link-interferences (IMLIs) by forcing IMLIs into a reduced-dimensional subspace. However, closed-form solutions of the precoders with more than 3 users appear to be critical. Hence, iterative techniques have been investigated [19], [24], [25], in which the precoding matrices at the Txs and the interference subspace matrices at the Rxs are alternatively updated in each iteration. Compared with the scheme in [18], the iterative algorithm is more general and applicable for the interference channels with more than 3 Tx-Rx pairs. Motivated by these works, we adopt the iterative approach to our IA designs. To deal with the information leakage at the eavesdropper while keeping the legitimate Rxs free from IMLIs, we present two IA techniques with the assumption of full channel state information (CSI) known at all Txs. This assumption is based on the scenarios that the communication group involves the eavesdropper but the information is desired to be secret to him. Our IA designs reveal significant differences with respect to the conventional IA design [25], as well as provide system design guidelines to improve the secrecy. The main contributions of the paper are summarized as follows:

- 1) We propose the first IA scheme, referred to as a wiretapped signal leakage minimization (WSLM), to minimize both IMLIs and the wiretapped signals (WSs) in their receive subspaces. The transmit precoding matrices and the receive subspace matrices are alternatively selected to monotonically reduce the cost function.
- 2) We propose the second IA scheme, namely a zero-forcing wiretapped signal (ZFWS) scheme, in which the WSs are forced to zero while the IMLIs are minimized. By zero-forcing WSs at the eavesdropper, the precoders are constructed by a product of two precoding matrices in which one matrix is the null space of the wiretap channel while the other matrix is designed to satisfy the IA conditions for the legitimate links.
- 3) We prove that our IA algorithms are converged. The numerical results show that the proposed algorithms are converged in less than 50 iterations, i.e., the cost function to be reduced to 10^{-9} . The feasible conditions are also analyzed and showed that the feasible condition for the ZFWS IA scheme is more restrictive than that for the WSLM IA design. The feasible conditions also implies that the secrecy of the proposed system can be higher when increasing the number of antennas at Txs and Rxs.
- 4) Simulation results indicate that the two proposed IA designs outperform the conventional one in terms of SSR. The ZFWS IA provides the better SSR improvement than the WSLM for the

systems in which the feasible conditions of both IA methods are satisfied. However, if the feasible conditions of the ZFWS IA are not satisfied, the ZFWS IA is inferior to the WSLM scheme.

The rest of this paper is organized as follows. Section II introduces the multiuser MIMO system in the presence of an eavesdropper and reviews the conventional IA design. In Section III, our IA algorithms are proposed. The numerical results are provided in Section IV. Finally, Section V presents concluding remarks.

Notation: \mathbf{X} and \mathbf{x} are respectively denoted as a complex matrix and a vector. \mathbf{X}^T and \mathbf{X}^H are the transposition and conjugate transposition of \mathbf{X} , respectively. \mathbf{I} and $\mathbf{0}$ are respectively identity and zero matrices with the appropriate dimensions. $\text{tr}(\cdot)$, $\text{rank}(\cdot)$ and $\mathbb{E}(\cdot)$ are the trace, rank and expectation operators, respectively. $\|\mathbf{X}\|_F$ is the Frobenius norm. $\mathbf{x} \sim \mathcal{CN}(\bar{\mathbf{x}}, \mathbf{R}_{\mathbf{x}})$ means that \mathbf{x} is a complex Gaussian random vector with means $\bar{\mathbf{x}}$ and covariance $\mathbf{R}_{\mathbf{x}}$. \mathcal{X}^\perp is denoted as the orthogonal subspace of the subspace \mathcal{X} .

II. SYSTEM MODEL AND CONVENTIONAL IA DESIGN

A. System model of secure multiuser MIMO communication systems

We consider a secure multiuser MIMO communication system as shown in Fig. 1. The system consists of K Tx-Rx pairs in the presence of an eavesdropper (i.e., the $(K + 1)$ -th receiver) trying to overhear information from each Tx-Rx pair. The k -th Tx equipped with M antennas sends d data streams to the k -th Rx equipped with N antennas, where $k \in \mathcal{K} = \{1, \dots, K\}$. We consider the static flat-fading MIMO channels where the channel matrix from the ℓ -th Tx to the k -th Rx is denoted as $\mathbf{H}_{k,\ell} \in \mathbb{C}^{N \times M}$, and the channel matrix from the ℓ -th Tx to the eavesdropper is denoted as $\mathbf{H}_{K+1,\ell} \in \mathbb{C}^{N_e \times M}$, here N_e is the number of antennas at the eavesdropper. The channel entries are independent and identically distributed (i.i.d.) complex Gaussian variables and their magnitudes follow the Rayleigh distribution. The channel is assumed to be a block-fading which remains unchanged for a frame duration and varies independently for every frame. The CSIs of all main and wiretapped links are assumed to be known at the all TxS.

In the multiuser MIMO system, the received signal $\mathbf{y}_k \in \mathbb{C}^{N \times 1}$ at the k -th Rx can be expressed as

$$\mathbf{y}_k = \sum_{\ell=1}^K \mathbf{H}_{k,\ell} \mathbf{F}_\ell \mathbf{x}_\ell + \mathbf{n}_k \quad (1)$$

where $\mathbf{x}_k \in \mathbb{C}^{d \times 1}$ be the signal vector transmitted from the k -th Tx to the k -th Rx, $\mathbf{F}_k \in \mathbb{C}^{M \times d}$ is a precoding matrix at the k -th Tx and $\mathbf{n}_k \sim \mathcal{CN}(0, \sigma_k^2 \mathbf{I}_N)$ is a complex Gaussian noise vector at the k -th Rx. Without loss of generality, we assume that $\mathbb{E}\{\mathbf{x}_k \mathbf{x}_k^H\} = \mathbf{I}_d$ and, hence, the channel capacity at the

k -th legitimate Rx, for all $k \in \mathcal{K}$, can be computed as [26]

$$\mathcal{R}_k = \log_2 |\mathbf{I}_N + \mathbf{H}_{k,k} \mathbf{F}_k \mathbf{F}_k^H \mathbf{H}_{k,k}^H \mathbf{R}_{z_k}^{-1}| \quad (2)$$

where $\mathbf{R}_{z_k} = \sum_{\ell=1, \ell \neq k}^K \mathbf{H}_{k,\ell} \mathbf{F}_\ell \mathbf{F}_\ell^H \mathbf{H}_{k,\ell}^H + \sigma_k^2 \mathbf{I}_N$ is the correlation matrix of interference and noise at the k -th receiver. The eavesdropper (i.e., the $(K+1)$ -th Rx) wiretaps the data signal from the k -th Tx-Rx pair and the rate of this wiretap channel can be given by

$$\mathcal{R}_k^{(e)} = \log_2 |\mathbf{I}_{N_e} + \mathbf{H}_{K+1,k} \mathbf{F}_k \mathbf{F}_k^H \mathbf{H}_{K+1,k}^H \mathbf{R}_{e,k}^{-1}| \quad (3)$$

where $\mathbf{R}_{e,k} = \sum_{\ell=1, \ell \neq k}^K \mathbf{H}_{K+1,\ell} \mathbf{F}_\ell \mathbf{F}_\ell^H \mathbf{H}_{K+1,\ell}^H + \sigma_{K+1}^2 \mathbf{I}_{N_e}$ is the interference and noise correlation matrix with respect to the k -th desired signal at the eavesdropper. Now, the secrecy rate for the k -th Tx-Rx pair can be defined as

$$\mathcal{R}_{S,k} = [\mathcal{R}_k - \mathcal{R}_k^{(e)}]^+. \quad (4)$$

Accordingly, the SSR of the multiuser MIMO system can be expressed as

$$\mathcal{R}_S = \sum_{k=1}^K \mathcal{R}_{S,k} = \sum_{k=1}^K [\mathcal{R}_k - \mathcal{R}_k^{(e)}]^+. \quad (5)$$

B. Conventional IA design for multiuser MIMO communication systems

Since there is no concern about the eavesdropper, the aim of the conventional IA design is to select the precoding $\{\mathbf{F}_k\}_{k=1}^K$ and the receiving matrices $\{\mathbf{W}_k\}_{k=1}^K$ only to ensure no IMLI and to fully recover d data streams at the intended k -th Rx. Mathematically, $\{\mathbf{F}_k\}_{k=1}^K$ and $\{\mathbf{W}_k\}_{k=1}^K$ satisfy the two following IA conditions

$$\text{rank}(\mathbf{W}_k^H \mathbf{H}_{k,k} \mathbf{F}_k) = d \quad (6)$$

$$\mathbf{W}_k^H \mathbf{H}_{k,\ell} \mathbf{F}_\ell = \mathbf{0}, \quad \forall \ell \neq k, \ell \in \mathcal{K}. \quad (7)$$

Condition (6) guarantees that the intended signal at the k -th Rx achieves d degrees of freedom when $\mathbf{H}_{k,k}$ is full rank. Condition (7) ensures no IMLI at the k -th Rx. To remove the interference signals at the intended k -th Rx, the interference signal $\mathbf{H}_{k,\ell} \mathbf{F}_\ell$ is aligned into the interference receiving subspace \mathcal{U}_k which is spanned by \mathbf{U}_k and orthogonal with the receiving signal subspace \mathcal{W}_k spanned by \mathbf{W}_k . Mathematically, the concept of matrix distance between a matrix \mathbf{A} and an orthonormal matrix \mathbf{U} is defined as $\|\mathbf{A} - \mathbf{U}\mathbf{U}^H \mathbf{A}\|_F^2$ [25]. Hence, total interference leakage needed to be minimized can be expressed as

$$\mathfrak{J}_{\text{convt}}(\{\mathbf{F}_k\}_{k=1}^K, \{\mathbf{U}_k\}_{k=1}^K) = \sum_{k=1}^K \sum_{\ell=1, \ell \neq k}^K \|\mathbf{H}_{k,\ell} \mathbf{F}_\ell - \mathbf{U}_k \mathbf{U}_k^H \mathbf{H}_{k,\ell} \mathbf{F}_\ell\|_F^2. \quad (8)$$

Finally, the IA problem can be mathematically posed as

$$\min_{\{\mathbf{F}_k\}_{k=1}^K, \{\mathbf{U}_k\}_{k=1}^{K+1}} \mathfrak{J}_{convt}(\{\mathbf{F}_k\}_{k=1}^K, \{\mathbf{U}_k\}_{k=1}^K) \quad (9a)$$

$$\text{s.t.} \quad \mathbf{F}_k^H \mathbf{F}_k = \frac{P_t}{d} \mathbf{I}; \quad \forall k \in \mathcal{K} \quad (9b)$$

$$\mathbf{U}_k^H \mathbf{U}_k = \mathbf{I}; \quad \forall k \in \mathcal{K}. \quad (9c)$$

where P_t is the transmit power which is assumed to be the same at all TxS. The solution of the conventional IA problem in (9) is solved via an alternating algorithm as follows [25].

Transmitter precoder selection: By holding $\{\mathbf{U}_k\}_{k=1}^K$ fixed, the total interference at the k -th Rx in (8) is minimized with the proper precoder $\{\mathbf{F}_k\}_{k=1}^K$. The precoder $\{\mathbf{F}_k\}_{k=1}^K$ is selected by solving the following optimization problem

$$\min_{\mathbf{F}_\ell} \text{tr} \left\{ \mathbf{F}_\ell^H \left(\sum_{k=1, k \neq \ell}^K \mathbf{H}_{k,\ell}^H (\mathbf{I} - \mathbf{U}_k \mathbf{U}_k^H) \mathbf{H}_{k,\ell} \right) \mathbf{F}_\ell \right\} \quad (10a)$$

$$\text{s.t.} \quad \mathbf{F}_\ell^H \mathbf{F}_\ell = \frac{P_t}{d} \mathbf{I}. \quad (10b)$$

Then, the optimal solution \mathbf{F}_ℓ is given by [27].

$$\mathbf{F}_\ell = \sqrt{\frac{P_t}{d}} \zeta_{\min}^d \left\{ \sum_{k=1, k \neq \ell}^K \mathbf{H}_{k,\ell}^H (\mathbf{I} - \mathbf{U}_k \mathbf{U}_k^H) \mathbf{H}_{k,\ell} \right\} \quad (11)$$

where $\zeta_{\min}^d \{\mathbf{X}\}$ is the function that returns the matrix whose columns are the d eigenvectors corresponding to the d smallest eigenvalues of \mathbf{X} .

Receiver interference subspace selection: when \mathbf{F}_ℓ is fixed, the orthonormal basis matrix \mathbf{U}_k at the legitimate Rx k is selected to ensure that most of interference falls into the interference subspace \mathcal{U}_k spanned by \mathbf{U}_k . In terms of the matrix variable \mathbf{U}_k , the optimization problem (9) can be recasted as

$$\max_{\mathbf{U}_k} \text{tr} \left\{ \mathbf{U}_k^H \left(\sum_{\ell=1, \ell \neq k}^K \mathbf{H}_{k,\ell} \mathbf{F}_\ell \mathbf{F}_\ell^H \mathbf{H}_{k,\ell}^H \right) \mathbf{U}_k \right\} \quad (12a)$$

$$\text{s.t.} \quad \mathbf{U}_k^H \mathbf{U}_k = \mathbf{I}. \quad (12b)$$

Hence, \mathbf{U}_k can be given by [27]

$$\mathbf{U}_k = \zeta_{\max}^{N-d} \left\{ \sum_{\ell=1, \ell \neq k}^K \mathbf{H}_{k,\ell} \mathbf{F}_\ell \mathbf{F}_\ell^H \mathbf{H}_{k,\ell}^H \right\} \quad (13)$$

where $\zeta_{\max}^{N-d} \{\mathbf{X}\}$ is the function that returns the matrix whose columns are the $(N - d)$ dominant eigenvectors of matrix \mathbf{X} .

The conventional IA aims at minimizing the total interference leakage which falls into a desired signal subspace. In the next section, we extend the standard IA scheme for secure multiuser MIMO communications. The objective is not only to minimize the total interference leakage at the intended receivers but also minimize the information bearing signal leakage at the eavesdropper.

III. INTERFERENCE ALIGNMENT FOR SECURE MULTIUSER MIMO COMMUNICATION SYSTEMS

In this section, we propose two IA schemes for secure multiuser MIMO communication systems. In addition to satisfying the conventional IA requirements for legitimate users, the proposed schemes impose additional constraints to enhance the SSR. The first IA scheme, known as WSLM, aims to align all the information signals into a reduced-dimension subspace at the eavesdropper while the second one nulls out the signals at the eavesdropper.

A. WSLM for secrecy multiuser MIMO communication systems

We propose an IA design to find the precoder matrices $\{\mathbf{F}_k\}_{k=1}^K$ and the receive subspace matrices $\{\mathbf{W}_k\}_{k=1}^{K+1}$ (at the legitimate Rxs and the eavesdropper) which satisfy three conditions as follows

$$\text{rank}(\mathbf{W}_k^H \mathbf{H}_{k,k} \mathbf{F}_k) = d \quad (14)$$

$$\mathbf{W}_k^H \mathbf{H}_{k,\ell} \mathbf{F}_\ell = \mathbf{0}; \forall \ell \neq k, \ell \in \mathcal{K} \quad (15)$$

$$\mathbf{W}_{K+1}^H \mathbf{H}_{K+1,\ell} \mathbf{F}_\ell = \mathbf{0}; \forall \ell \in \mathcal{K}. \quad (16)$$

Conditions (14) and (15) follow two conventional IA conditions in (6) and (7) to guarantee the legitimate Rxs free from IMLIs. Condition (16) ensures that there is no leakage signal wiretapped at the eavesdropper.

Similar to the conventional IA design, to remove the interference at the intended k -th Rx, we also align the interference signal $\mathbf{H}_{k,\ell} \mathbf{F}_\ell$ into the interference receiving subspace \mathcal{W}_k^\perp which is spanned by the orthonormal basis matrix \mathbf{U}_k . Hence, the total interference leakage inside the receiving subspace is defined by

$$\mathfrak{J}_1(\{\mathbf{F}_k\}_{k=1}^K, \{\mathbf{U}_k\}_{k=1}^K) = \sum_{k=1}^K \sum_{\ell=1, \ell \neq k}^K \|\mathbf{H}_{k,\ell} \mathbf{F}_\ell - \mathbf{U}_k \mathbf{U}_k^H \mathbf{H}_{k,\ell} \mathbf{F}_\ell\|_F^2. \quad (17)$$

To reduce the wiretapped information, we align all the receiving signals at the eavesdropper into a receiving subspace \mathcal{W}_{K+1} spanned by the orthonormal basis matrix \mathbf{W}_{K+1} where their total signal power is minimized. Mathematically, we aim to minimize

$$\mathfrak{J}_2(\{\mathbf{F}_k\}_{k=1}^K, \mathbf{W}_{K+1}) = \sum_{k=1}^K \|\mathbf{H}_{K+1,\ell} \mathbf{F}_\ell - \mathbf{W}_{K+1} \mathbf{W}_{K+1}^H \mathbf{H}_{K+1,\ell} \mathbf{F}_\ell\|_F^2 \quad (18)$$

where \mathbf{U}_{K+1} is the orthonormal basis of the subspace \mathcal{W}_{K+1}^\perp .

Finally, the IA problem can be expressed as the following joint optimization problem

$$\min_{\{\mathbf{F}_k\}_{k=1}^K, \{\mathbf{U}_k\}_{k=1}^{K+1}} \mathfrak{J}(\{\mathbf{F}_k\}_{k=1}^K, \{\mathbf{U}_k\}_{k=1}^{K+1}) = \mathfrak{J}_1(\{\mathbf{F}_k\}_{k=1}^K, \{\mathbf{U}_k\}_{k=1}^K) + \mathfrak{J}_2(\{\mathbf{F}_k\}_{k=1}^K, \mathbf{U}_{K+1}) \quad (19a)$$

$$\text{s.t.} \quad \mathbf{F}_k^H \mathbf{F}_k = \frac{P_t}{d} \mathbf{I}; \quad \forall k \in \mathcal{K} \quad (19b)$$

$$\mathbf{U}_k^H \mathbf{U}_k = \mathbf{I}; \quad \forall k \in \mathcal{K} \cup \{K+1\} \quad (19c)$$

We now derive the solution of the problem (19) via alternating minimization [25]. First, the variables $\{\mathbf{U}_k\}_{k=1}^{K+1}$ are temporarily fixed, the objective function can be optimized with the variables $\{\mathbf{F}_k\}_{k=1}^K$, then we alternate between the two variables. Specifically, the key ideas in our proposed algorithm are explained in the following.

Transmit precoder selection: Firstly, the k -th Tx adjusts \mathbf{F}_k to guarantee the interference signal falling into the interference subspace \mathcal{U}_k at the k -th Rx. (17) and (18) can be rewritten as

$$\mathfrak{J}_1(\{\mathbf{F}_k\}_{k=1}^K, \{\mathbf{U}_k\}_{k=1}^K) = \sum_{k=1}^K \sum_{\ell=1, \ell \neq k}^K \text{tr} \{ \mathbf{F}_\ell^H \mathbf{H}_{k,\ell}^H (\mathbf{I} - \mathbf{U}_k \mathbf{U}_k^H) \mathbf{H}_{k,\ell} \mathbf{F}_\ell \}. \quad (20)$$

and

$$\mathfrak{J}_2(\{\mathbf{F}_k\}_{k=1}^K, \mathbf{U}_{K+1}) = \sum_{\ell=1}^K \text{tr} \{ \mathbf{F}_\ell^H \mathbf{H}_{K+1,\ell}^H (\mathbf{I} - \mathbf{U}_{K+1} \mathbf{U}_{K+1}^H) \mathbf{H}_{K+1,\ell} \mathbf{F}_\ell \}. \quad (21)$$

When $\{\mathbf{U}_k\}_{k=1}^{K+1}$ are fixed, we find \mathbf{F}_ℓ to minimize both $\mathfrak{J}_1(\cdot)$ and $\mathfrak{J}_2(\cdot)$ by combining these two objective functions into a single optimization problem as follows:

$$\min_{\mathbf{F}_\ell} \text{tr} \left\{ \mathbf{F}_\ell^H \left(\sum_{k=1, k \neq \ell}^{K+1} \mathbf{H}_{k,\ell}^H (\mathbf{I} - \mathbf{U}_k \mathbf{U}_k^H) \mathbf{H}_{k,\ell} \right) \mathbf{F}_\ell \right\} \quad (22a)$$

$$\text{s.t.} \quad \mathbf{F}_\ell^H \mathbf{F}_\ell = \frac{P_t}{d} \mathbf{I}; \quad \forall \ell \in \mathcal{K} \quad (22b)$$

The solution to the above optimization problem is given by [27]

$$\mathbf{F}_\ell = \sqrt{\frac{P_t}{d}} \zeta_{\min}^d \left\{ \sum_{k=1, k \neq \ell}^{K+1} \mathbf{H}_{k,\ell}^H (\mathbf{I} - \mathbf{U}_k \mathbf{U}_k^H) \mathbf{H}_{k,\ell} \right\}. \quad (23)$$

Receiver interference subspace selection: Secondly, when \mathbf{F}_ℓ is fixed, similar to the conventional IA design, the orthonormal basis matrix \mathbf{U}_k at the legitimate Rx k is selected for each Rx k as in (13). To deal with wiretapped signals, we assume that \mathbf{W}_{K+1} is a $N_e \times n$ matrix where $n \leq N_e$. Since \mathbf{W}_{K+1} is an orthonormal basis matrix, $\text{rank}(\mathbf{W}_{K+1}) = \text{rank}(\mathbf{W}_{K+1}^H) = n$. To satisfy condition (16), $\mathbf{H}_{K+1,\ell} \mathbf{F}_\ell \in \mathbb{C}^{N_e \times d}$ must lie in the null space of \mathbf{W}_{K+1}^H . Hence, the existence condition of \mathbf{W}_{K+1}^H is

$N_e - n \geq d$. Thus, we consider the case that $n = N_e - d$ for the dimension of the null space of \mathbf{W}_{K+1}^H to be smallest, to make the eavesdropper harder to recover signal. Then, the matrix size of \mathbf{U}_{K+1} must be $N_e \times d$. From (18), the orthonormal basis \mathbf{U}_{K+1} can be found by solving the following optimization problem

$$\max_{\mathbf{U}_{K+1}} \quad \text{tr} \left\{ \mathbf{U}_{K+1}^H \left(\sum_{\ell=1}^K \mathbf{H}_{K+1,\ell} \mathbf{F}_\ell \mathbf{F}_\ell^H \mathbf{H}_{K+1,\ell}^H \right) \mathbf{U}_{K+1} \right\} \quad (24a)$$

$$\text{s.t.} \quad \mathbf{U}_{K+1}^H \mathbf{U}_{K+1} = \mathbf{I}_d. \quad (24b)$$

The solution to (24) can be found as follows [27]

$$\mathbf{U}_{K+1} = \zeta_{\max}^d \left\{ \sum_{\ell=1}^K \mathbf{H}_{K+1,\ell} \mathbf{F}_\ell \mathbf{F}_\ell^H \mathbf{H}_{K+1,\ell}^H \right\} \quad (25)$$

The step-by-step iterative algorithm for the WSLM method can be shown in Algorithm 1.

Algorithm 1 : Proposed WSLM IA Algorithm for Secure Multiuser MIMO Systems

- 1: Inputs: $d, \mathbf{H}_{k,\ell}, \forall k \in \mathcal{K} \cup \{K+1\}, \forall \ell \in \mathcal{K}, \kappa = 0, \kappa_{\max}$, where κ is the iteration index;
 - 2: Initial variables: random matrix $\{\mathbf{F}_k^{(0)}\}_{k=1}^K$ satisfied $\mathbf{F}_k^{(0)H} \mathbf{F}_k^{(0)} = \sqrt{\frac{P_t}{d}} \mathbf{I}_d$; then select $\{\mathbf{U}_k^{(0)}\}_{k=1}^{K+1}$ from (13) and (25);
 - 3: Evaluate the objective function $\mathfrak{J}(\{\mathbf{F}_k^{(0)}\}_{k=1}^K, \{\mathbf{U}_k^{(0)}\}_{k=1}^{K+1})$ from (19);
 - 4: **while** $\kappa < \kappa_{\max}$ **do**
 - 5: For fixed $\{\mathbf{U}_k^{(\kappa)}\}_{k=1}^{K+1}$, select $\{\mathbf{F}_k^{(\kappa+1)}\}_{k=1}^K$ from (23);
 - 6: For fixed $\{\mathbf{F}_k^{(\kappa+1)}\}_{k=1}^K$, select $\{\mathbf{U}_k^{(\kappa+1)}\}_{k=1}^{K+1}$ from (13) and (25);
 - 7: Evaluate the objective function $\mathfrak{J}(\{\mathbf{F}_k^{(\kappa+1)}\}_{k=1}^K, \{\mathbf{U}_k^{(\kappa+1)}\}_{k=1}^{K+1})$ from (19);
 - 8: $\kappa = \kappa + 1$;
 - 9: Repeat steps 5-8 until convergence.
 - 10: **end while**
-

Convergence analysis for the WSLM IA design: The convergence of the proposed WSLM IA scheme can be stated in the following theorem.

Theorem 1. *The proposed WSLM IA in Algorithm 1 for secure multiuser MIMO communication networks converges monotonically.*

Proof: In the κ -th iteration, by holding $\{\mathbf{U}_k^{(\kappa)}\}_{k=1}^{K+1}$ fixed, in the step 5, the optimal solution

$\{\mathbf{F}_k^{(\kappa+1)}\}_{k=1}^K$ obtained from (23) minimizes $\mathfrak{J}(\{\mathbf{F}_k\}_{k=1}^K, \{\mathbf{U}_k^{(\kappa)}\}_{k=1}^{K+1})$ in (19) and, thus,

$$\mathfrak{J}(\{\mathbf{F}_k^{(\kappa+1)}\}_{k=1}^K, \{\mathbf{U}_k^{(\kappa)}\}_{k=1}^{K+1}) \leq \mathfrak{J}(\{\mathbf{F}_k^{(\kappa)}\}_{k=1}^K, \{\mathbf{U}_k^{(\kappa)}\}_{k=1}^{K+1}). \quad (26)$$

Next, in the step 6, by holding $\{\mathbf{F}_k^{(\kappa+1)}\}_{k=1}^K$ fixed, the optimal solution $\{\mathbf{U}_k^{(\kappa+1)}\}_{k=1}^{K+1}$ obtained from (13) minimizes $\mathfrak{J}(\{\mathbf{F}_k^{(\kappa+1)}\}_{k=1}^K, \{\mathbf{U}_k\}_{k=1}^{K+1})$, i.e.,

$$\mathfrak{J}(\{\mathbf{F}_k^{(\kappa+1)}\}_{k=1}^K, \{\mathbf{U}_k^{(\kappa+1)}\}_{k=1}^{K+1}) \leq \mathfrak{J}(\{\mathbf{F}_k^{(\kappa+1)}\}_{k=1}^K, \{\mathbf{U}_k^{(\kappa)}\}_{k=1}^{K+1}) \quad (27)$$

The combination of Eqs. (26) and (27) yields

$$\mathfrak{J}(\{\mathbf{F}_k^{(\kappa+1)}\}_{k=1}^K, \{\mathbf{U}_k^{(\kappa+1)}\}_{k=1}^{K+1}) \leq \mathfrak{J}(\{\mathbf{F}_k^{(\kappa)}\}_{k=1}^K, \{\mathbf{U}_k^{(\kappa)}\}_{k=1}^{K+1}) \quad (28)$$

That is, the cost function \mathfrak{J} in (19) is reduced monotonically over iteration. In addition, the cost function is bounded below by zero. Thus, the convergence of the first proposed IA algorithm is guaranteed. ■

Feasible condition for the proposed WSLM IA design: The feasibility of the IA scheme is tightly related to the properness of the system as shown in [28]. The MIMO interference channels are known as proper systems as the number of variables N_v is greater than or equal to the number of equations N_{eq} in the IA conditions (15) and (16). The proper systems surely render the feasibility of the IA problems. Now, we start to count the total number of equations N_{eq} and the number of variables N_v . First, we rewrite the Eq. (15) and (16) as follows

$$\mathbf{w}_k^{[i]H} \mathbf{H}_{k,\ell} \mathbf{f}_\ell^{[j]} = \mathbf{0}; \quad \forall \ell \neq k, \ell \in \mathcal{K}, \forall i \in \mathcal{I}, \forall j \in \mathcal{K} \quad (29)$$

$$\mathbf{w}_{K+1}^{[m]H} \mathbf{H}_{K+1,\ell} \mathbf{f}_\ell^{[j]} = \mathbf{0}; \quad \forall \ell \in \mathcal{K}, \forall m \in \mathcal{M}, \forall j \in \mathcal{K} \quad (30)$$

where $\mathbf{f}_\ell^{[j]}$, and $\mathbf{w}_k^{[i]}$, $\mathbf{w}_{K+1}^{[m]}$ is the transmit and receive beam-forming vectors at the Rx, Tx, and eavesdropper, respectively, with $\mathcal{I} = \{1, \dots, d\}$ and $\mathcal{M} = \{1, \dots, N_e - d\}$. In the proposed IA design, N_{eq} is directly given from (29) and (30) as follows

$$N_{eq} = K(K-1)d^2 + K(N_e - d)d. \quad (31)$$

The number of variables designed for any precoder or subspace matrix $\mathbf{V} \in \mathbb{C}^{m \times n}$ is proven to be equal to $n(m-n)$ [28]. Hence, the number of variables to be designed for precoder \mathbf{F}_ℓ , subspace matrices \mathbf{W}_k and \mathbf{W}_{K+1} equals $d(M-d)$, $d(N-d)$ and $d(N_e-d)$, respectively. Finally, the total number of variables in the proposed IA conditions (15) and (16) can be given as

$$N_v = Kd(M+N-2d) + d(N_e-d). \quad (32)$$

Denote $(M \times N, N_e, d)^K$ as the system where there are K Tx-Rx pairs and one eavesdropper; the Tx, Rx and eavesdropper are respectively equipped with M , N , N_e antennas; and d data streams are sent

between each Tx-Rx pair. The feasible condition for the proposed IA design in secure communications can be stated in Theorem 2.

Theorem 2. *The IA scheme in Algorithm 1 for the $(M \times N, N_e, d)^K$ system with secure communication is feasible if $N_v \geq N_{eq}$, i.e.,*

$$K(M + N) - (K^2 + 1)d \geq N_e(K - 1). \quad (33)$$

Proof: By comparing N_{eq} in (31) and N_v in (32), one can easily obtain (33). ■

Remark 1. Theorem 2 implies that for satisfying the WSLM IA feasible conditions, the number of antennas at the eavesdropper is restricted by $N_e \leq \frac{K(M+N)-(K^2+1)d}{K-1}$. Since the number of antennas at the eavesdropper cannot be controlled in the proposed system, the secrecy can be enhanced when increasing the number of transceiver antennas M and N .

B. ZFWS based IA design for secure multiuser MIMO systems

In this subsection, we propose an IA design to force the information leakage to zero at the eavesdropper while keeping two conventional IA conditions in (6) and (7) satisfied. Condition (16) can be rewritten as a zero-information-leakage constraint

$$\mathbf{H}_{K+1,\ell} \mathbf{F}_\ell = \mathbf{0}, \quad \forall \ell \in \mathcal{K}. \quad (34)$$

From Eq. (34), we use zero-forcing method to cancel all receiving signals at the eavesdropper. The key idea is to find the precoding matrices \mathbf{F}_ℓ to force all receiving signals to zero at the eavesdropper. It means that \mathbf{F}_ℓ is the null space of $\mathbf{H}_{K+1,\ell}$. To this end, we calculate the singular value decomposition (SVD) of $\mathbf{H}_{K+1,\ell}$ as

$$\mathbf{H}_{K+1,\ell} = \mathbf{\Phi}_\ell \mathbf{\Sigma}_\ell \mathbf{\Xi}_\ell^H \quad (35)$$

where $\mathbf{\Sigma}_\ell$ is the diagonal matrix with diagonal elements being singular values in decreasing order. For the existence of \mathbf{F}_ℓ satisfying Eq. (34), we must have $M - N_e \geq d$. Define $\mathbf{\Delta}_\ell \in \mathbb{C}^{M \times d}$ as the matrix of the last d columns in the matrix $\mathbf{\Xi}_\ell$, i.e., $\mathbf{\Delta}_\ell$ lies on the null space of $\mathbf{H}_{K+1,\ell}$. Hence, the precoder matrix \mathbf{F}_ℓ is defined as $\mathbf{F}_\ell = \mathbf{\Delta}_\ell \mathbf{P}_\ell$, where $\mathbf{P}_\ell \in \mathbb{C}^{d \times d}$ is an arbitrary matrix. The total interference leakage \mathfrak{J} in (8) can be rewritten as

$$\mathfrak{J}(\{\mathbf{P}_k\}_{k=1}^K, \{\mathbf{U}_k\}_{k=1}^{K+1}) = \sum_{k=1}^K \sum_{\ell=1, \ell \neq k}^K \|\mathbf{H}_{k,\ell} \mathbf{\Delta}_\ell \mathbf{P}_\ell - \mathbf{U}_k \mathbf{U}_k^H \mathbf{H}_{k,\ell} \mathbf{\Delta}_\ell \mathbf{P}_\ell\|_F^2. \quad (36)$$

Then, the IA problem can be expressed as an optimization problem

$$\min_{\{\mathbf{P}_k\}_{k=1}^K, \{\mathbf{U}_k\}_{k=1}^K} \mathfrak{J}(\{\mathbf{P}_k\}_{k=1}^K, \{\mathbf{U}_k\}_{k=1}^{K+1}) \quad (37a)$$

$$\text{s.t.} \quad \mathbf{P}_k^H \mathbf{P}_k = \frac{P_t}{d} \mathbf{I} \quad \forall k \in \mathcal{K} \quad (37b)$$

$$\mathbf{U}_k^H \mathbf{U}_k = \mathbf{I}; \quad \forall k \in \mathcal{K}. \quad (37c)$$

We now derive the solution of the problem (37) via alternating minimization [25] as follows.

Transmitter precoder selection: The interference leakage power in (36) can be reformulated as

$$\mathfrak{J} = \sum_{k=1}^K \sum_{\ell=1, \ell \neq k}^K \text{tr} \left\{ \mathbf{P}_\ell^H \Delta_\ell^H \mathbf{H}_{k,\ell}^H (\mathbf{I} - \mathbf{U}_k \mathbf{U}_k^H) \mathbf{H}_{k,\ell} \Delta_\ell \mathbf{P}_\ell \right\}. \quad (38)$$

By holding $\{\mathbf{U}_k\}_{k=1}^K$ fixed, we select the power allocation matrix \mathbf{P}_ℓ as the optimal solution of the following optimization problem

$$\min_{\mathbf{P}_\ell} \text{tr} \left\{ \mathbf{P}_\ell^H \left(\sum_{k=1, k \neq \ell}^K \Delta_\ell^H \mathbf{H}_{k,\ell}^H (\mathbf{I} - \mathbf{U}_k \mathbf{U}_k^H) \mathbf{H}_{k,\ell} \Delta_\ell \right) \mathbf{P}_\ell \right\} \quad (39a)$$

$$\text{s.t.} \quad \mathbf{P}_\ell^H \mathbf{P}_\ell = \frac{P_t}{d} \mathbf{I}. \quad (39b)$$

and we have

$$\mathbf{P}_\ell = \sqrt{\frac{P_t}{d}} \zeta_{\min}^d \left\{ \sum_{k=1, k \neq \ell}^K \Delta_\ell^H \mathbf{H}_{k,\ell}^H (\mathbf{I} - \mathbf{U}_k \mathbf{U}_k^H) \mathbf{H}_{k,\ell} \Delta_\ell \right\}. \quad (40)$$

Receiver interference subspace selection: Now, $\{\mathbf{P}_\ell\}_{\ell=1}^K$ is hold fixed, the orthonormal basis matrix \mathbf{U}_k at the legitimate Rx k is selected for each Rx k to ensure that most of interference falls into the interference subspace \mathcal{U}_k spanned by \mathbf{U}_k . In order to minimize the interference signals in \mathfrak{J} in (36), the matrix distance minimization problem is equivalent to

$$\max_{\mathbf{U}_k} \text{tr} \left\{ \mathbf{U}_k^H \left(\sum_{\ell=1, \ell \neq k}^K \mathbf{H}_{k,\ell} \Delta_\ell \mathbf{P}_\ell \mathbf{P}_\ell^H \Delta_\ell^H \mathbf{H}_{k,\ell}^H \right) \mathbf{U}_k \right\} \quad (41a)$$

$$\text{s.t.} \quad \mathbf{U}_k^H \mathbf{U}_k = \mathbf{I}. \quad (41b)$$

Hence, the solution of (41) can be obtained by [27], given as below

$$\mathbf{U}_k = \zeta_{\max}^{N-d} \left\{ \sum_{\ell=1, \ell \neq k}^K \mathbf{H}_{k,\ell} \Delta_\ell \mathbf{P}_\ell \mathbf{P}_\ell^H \Delta_\ell^H \mathbf{H}_{k,\ell}^H \right\}. \quad (42)$$

The step-by-step iterative algorithm for the ZFWS IA scheme can be shown in Algorithm 2.

Algorithm 2 : Proposed ZFWS IA Algorithm for Secure Multiuser MIMO Systems

- 1: Inputs: $d, \mathbf{H}_{k,\ell}, \forall k, \ell \in \mathcal{K}, \kappa = 0, \kappa_{\max}$ where κ is the iteration index;
 - 2: Evaluate Δ_ℓ by choosing the last d columns of Ξ_ℓ in (35), $\forall \ell \in \mathcal{K}$;
 - 3: Initial variables: Set $\{\mathbf{U}_k^{(0)}\}_{k=1}^K$ are identity matrices; then select $\{\mathbf{P}_k^{(0)}\}_{k=1}^K$ from (40);
 - 4: Evaluate the objective function $\mathfrak{J}(\{\mathbf{P}_k^{(0)}\}_{k=1}^K, \{\mathbf{U}_k^{(0)}\}_{k=1}^K)$ from (38);
 - 5: **while** $\kappa < \kappa_{\max}$ **do**
 - 6: For fixed $\{\mathbf{P}_k^{(\kappa)}\}_{k=1}^K$, select $\{\mathbf{U}_k^{(\kappa+1)}\}_{k=1}^K$ from (42);
 - 7: For fixed $\{\mathbf{U}_k^{(\kappa+1)}\}_{k=1}^K$, select $\{\mathbf{P}_k^{(\kappa+1)}\}_{k=1}^K$ from (40);
 - 8: Evaluate the objective function $\mathfrak{J}(\{\mathbf{P}_k^{(\kappa+1)}\}_{k=1}^K, \{\mathbf{U}_k^{(\kappa+1)}\}_{k=1}^K)$ from (38);
 - 9: $\kappa = \kappa + 1$;
 - 10: Repeat steps 6-9 until convergence.
 - 11: **end while**
-

Convergence analysis for the ZFWS IA design: The convergence of the second IA scheme is presented in the following theorem.

Theorem 3. *The proposed ZFWS IA algorithm for secure multiuser MIMO communication networks converges monotonically.*

Proof: The proof is similar to that of Theorem 2 and, thus, omitted. ■

Feasible condition for the ZFWS IA scheme: Similar to the WSLM IA scheme, the feasibility of the ZFWS IA scheme relies on the number of the variables and that of the equations. The properness of the second IA design is stated in the following theorem.

Theorem 4. *The feasible condition of the proposed ZFWS IA algorithm for secure multiuser MIMO communication networks is $M - d \geq N_e$ and $N \geq Kd$.*

Proof: First, $M - d \geq N_e$ is the necessary condition for the existence of \mathbf{F}_ℓ satisfying condition (34). Exploiting the structure of the precoding matrix $\mathbf{F}_\ell = \Delta_\ell \mathbf{P}_\ell$ and removing superfluous variables [28], the number of variables and equations in the two IA conditions (14) and (15) can be counted respectively as follows

$$N_v = K(N - d)d, \quad (43)$$

$$N_{eq} = K(K - 1)d^2. \quad (44)$$

The feasible condition is given by $N_v \geq N_{eq}$ which results in $N \geq Kd$. ■

Remark 2. We now compare the constraints of the number of antennas required at the eavesdropper for proper systems. Since the feasible condition of the ZFWS IA design is $N \geq Kd$, the feasible condition of the WSLM IA design (33) can be rewritten as

$$\frac{KM - d}{K - 1} \leq \frac{K(M + N) - (K^2 + 1)d}{K - 1}, \quad \forall N \geq Kd. \quad (45)$$

It is noted that

$$\frac{KM - d}{K - 1} > M - d; \quad \forall K \geq 2. \quad (46)$$

Hence, from (45) and (46), we have

$$\frac{K(M + N) - (K^2 + 1)d}{K - 1} > M - d; \quad \forall K \geq 2, \forall N \geq Kd. \quad (47)$$

It means that the upper bound of N_e in the WSLM IA design is always higher than that of the ZFWS IA design.

IV. ILLUSTRATIVE RESULTS

In this section, we evaluate the SSR performance of our two proposed IA designs through some numerical results, in comparison with the conventional IA algorithm [25]. In simulations, noise variances are normalized $\sigma_k^2 = \sigma^2 = 1$. The Rayleigh fading channel coefficients are generated from the complex Gaussian distribution $\mathcal{CN}(0, 1)$. We define signal-to-noise-ratio $\text{SNR} = \frac{P}{\sigma^2}$. All the numerical results are averaged over the 200 channel realizations.

First, we investigate the convergence characteristic of the two proposed IA algorithms. We run the simulation for $(9 \times 9, 6, 3)^3$ and $(6 \times 6, 4, 2)^3$ systems with a random channel realization. Note that both systems are satisfied the feasible conditions in Theorems 2 and 4. The evolution of the cost functions (SSR) over iterations is illustrated in Fig. 2. As can be seen from Fig. 2, the cost functions reduce monotonically over iteration and approach to zero. The second proposed IA design converges very fast in just few iterations while the first proposed IA design takes around 25 iterations to converge to 10^{-9} .

Now, we compare the SSR of our two proposed IA algorithms with that of the conventional IA method [25] which does not involve the secrecy constraints. First, we consider 4 scenarios of $(9 \times 9, 6, 3)^3$, $(9 \times 9, 9, 3)^3$, $(15 \times 15, 9, 3)^3$ and $(15 \times 15, 18, 3)^3$ systems. It should be noted that the WSLM IA feasible condition is satisfied in all of these systems but only the $(9 \times 9, 6, 3)^3$ and $(15 \times 15, 9, 3)^3$ systems satisfy the feasible conditions for the ZFWS IA scheme while the other systems do not. It has been revealed from Fig. 3 and Fig. 4 that for the $(9 \times 9, 6, 3)^3$ and $(15 \times 15, 9, 3)^3$ systems, the ZFWS

IA scheme outperforms the WSLM IA one. However, since the constraint on the number of antennas at the eavesdropper in the ZFWS IA method is more restrictive than that of WSLM IA scheme, in the $(9 \times 9, 9, 3)^3$ or $(15 \times 15, 18, 3)^3$ systems which does not meet the feasible condition of the ZFWS IA scheme while still satisfying the feasible condition of the WSLM IA scheme, the SSRs of the WSLM IA scheme are higher than the SSRs of the ZFWS IA one. It is also important to observe from Fig. 3 and Fig. 4 that both proposed IA designs significantly improve the SSR in comparison with the conventional IA design.

Finally, we investigate the SSR improvement of two proposed IA design in comparison with the conventional IA design versus various number of antennas at the eavesdropper (N_e). We define the average SSR improvement of each proposed IA design in comparison with the conventional IA design as follows

$$\mathcal{R}_S^{Imp} = \frac{1}{N_R} \sum_{n=1}^{N_R} \left[\mathcal{R}_S^{IAproposed} - \mathcal{R}_S^{IAconventional} \right] \quad (48)$$

where N_R is the number of channel realizations, $\mathcal{R}_S^{IAproposed}$ and $\mathcal{R}_S^{IAconventional}$ are the SSRs of our proposed IA designs and the conventional IA design, respectively. Fig. 5 illustrates the average SSR improvements of two proposed IA designs in the $(9 \times 9, N_e, 3)^3$ and $(15 \times 15, N_e, 3)^3$ systems with $SNR = 30$ dB. It can be observed that the SSR improvement is not significant as N_e is too low or too high. The reasons are that when N_e is high, the feasible conditions for IA schemes are not satisfied and, then, the secure communication is not feasible. On the other hand, when N_e is low, the rate of wiretap channels is negligible and, thus, the SSR improvement is not significant. Additionally, Fig. 5 also reveals that the ZFWS IA scheme offers the better SSR improvement than the WSLM IA method as the feasible condition of the ZFWS IA is satisfied. These results give an instruction for selecting an appropriate IA approach for given system parameters to gain the best secrecy.

V. CONCLUSION

Assuming the CSI is perfectly known at all TxS, we has designed two IA techniques to enhance the secrecy of multiuser MIMO communication systems in flat-fading channels. Our two IA approaches were designed to minimize the IMLIs at all RxS and the WSs at the eavesdropper by choosing the transmit precoding and receiving subspace matrices properly. Our analysis provides key insights into the two proposed IA design over the proof of convergence and feasible conditions. Although each proposed IA approach has its own advantages and disadvantages based on feasible conditions over the number of

antennas at the eavesdropper, both proposed IA methods demonstrate significant SSR improvements in comparison with the conventional IA method.

REFERENCES

- [1] A. Mukherjee, S. A. Fakoorian, J. Huang, and A. L. Swindlehurst, "Principles of physical layer security in multiuser wireless networks: A survey," *IEEE Commun. Surveys & Tutorials*, vol. 16, no. 3, pp. 1550–1573, 2014.
- [2] A. D. Wyner, "The wire-tap channel," *Bell Syst. Technol. J.*, vol. 54, no. 8, pp. 1355–1387, Oct. 1975.
- [3] I. Csiszár and J. Körner, "Broadcast channels with confidential messages," *IEEE Trans. Inf. Theory*, vol. 24, no. 3, pp. 339–348, May 1978.
- [4] M. Bloch and J. Barros, *Physical-Layer Security: From Information Theory to Security Engineering*. Cambridge Univ. Pr., 2011.
- [5] X. Zhou, L. Song, and Y. Zhang, *Physical Layer Security in Wireless Communications*. CRC Pr., 2013.
- [6] X. Zhang, M. McKay, X. Zhou, and R. Heath, "Artificial-noise-aided secure multi-antenna transmission with limited feedback," *IEEE Trans. Wireless Commun.*, vol. 14, no. 5, pp. 2742–2754, May 2015.
- [7] F. Oggier and B. Hassibi, "The secrecy capacity of the MIMO wiretap channel," in *Proc. IEEE Int. Symp. Inform. Theory*, Toronto, Canada, Jul. 2008, pp. 524–528.
- [8] R. Zhang, L. Song, Z. Han, and B. Jiao, "Physical layer security for two-way untrusted relaying with friendly jammers," *IEEE Trans. Veh. Technol.*, vol. 61, no. 8, pp. 3693–3704, Oct. 2012.
- [9] A. Mukherjee and A. L. Swindlehurst, "Jamming games in the MIMO wiretap channel with an active eavesdropper," *IEEE Trans. Signal Process.*, vol. 61, no. 1, pp. 82–91, Jan. 2013.
- [10] P. C. Pinto, J. Barros, and M. Z. Win, "Secure communication in stochastic wireless networks - part I: Connectivity," *IEEE Trans. Inf. Foren. Sec.*, vol. 7, no. 1, pp. 125–138, Feb. 2012.
- [11] X. Zhou, R. K. Ganti, J. G. Andrews, and A. Hjørungnes, "On the throughput cost of physical layer security in decentralized wireless networks," *IEEE Trans. Wireless Commun.*, vol. 10, no. 8, pp. 2764–2775, Aug. 2011.
- [12] X. Zhang, X. Zhou, and M. R. McKay, "Enhancing secrecy with multiantenna transmission in wireless ad hoc networks," *IEEE Trans. Inf. Foren. Sec.*, vol. 8, no. 11, pp. 1802–1814, Nov. 2013.
- [13] M. Hanif, L.-N. Tran, M. Juntti, and S. Glisic, "On linear precoding strategies for secrecy rate maximization in multiuser multiantenna wireless networks," *IEEE Trans. Signal Process.*, vol. 62, no. 14, pp. 3536–3551, July 2014.
- [14] N. Yang, G. Geraci, J. Yuan, and R. Malaney, "Confidential broadcasting via linear precoding in non-homogeneous MIMO multiuser networks," *IEEE Trans. Commun.*, vol. 62, no. 7, pp. 2515–2530, July 2014.
- [15] G. Geraci, M. Egan, J. Yuan, A. Razi, and I. Collings, "Secrecy sum-rates for multi-user MIMO regularized channel inversion precoding," *IEEE Trans. Commun.*, vol. 60, no. 11, pp. 3472–3482, November 2012.
- [16] J. Yang, I.-M. Kim, and D. I. Kim, "Optimal cooperative jamming for multiuser broadcast channel with multiple eavesdroppers," *IEEE Trans. Wireless Commun.*, vol. 12, no. 6, pp. 2840–2852, June 2013.
- [17] A. Mukherjee and A. Swindlehurst, "Utility of beamforming strategies for secrecy in multiuser MIMO wiretap channels," in *Proc. IEEE. 47th Annual Allerton Conf. Commun. Control and Computing*, NJ, USA, Sept 2009, pp. 1134–1141.

- [18] V. R. Cadambe and S. A. Jafar, "Interference alignment and degrees of freedom of the-user interference channel," *IEEE Trans. Inform. Theory*, vol. 54, no. 8, pp. 3425–3441, 2008.
- [19] D. Papailiopoulos and A. Dimakis, "Interference alignment as a rank constrained rank minimization," *IEEE Trans. Signal Process.*, vol. 60, no. 8, pp. 4278–4288, Aug 2012.
- [20] H. Du, T. Ratnarajah, H. Zhou, and Y. C. Liang, "Interference alignment for peer-to-peer underlay MIMO cognitive radio network," in *Proc. IEEE Asilomar Conf. Signal. Syst. and Comput. (ACSSC)*, CA, USA, Nov. 2011, pp. 349–353.
- [21] X. Chen, S. Song, and K. Letaief, "Interference alignment in dual-hop MIMO interference channel," *IEEE Trans. Wireless Commun.*, vol. 13, no. 3, pp. 1274–1283, March 2014.
- [22] O. Koyluoglu, H. El Gamal, L. Lai, and H. Poor, "Interference alignment for secrecy," *IEEE Trans. Inform. Theory.*, vol. 57, no. 6, pp. 3323–3332, Jun. 2011.
- [23] S. Sasaki, T. Shimizu, H. Iwai, and H. Sasaoka, "Secure communications using interference alignment in MIMO interference channels," in *Proc. IEEE Int. Symp. Antenna. Propagat. (ISAP)*, Oct 2012, pp. 762–765.
- [24] K. R. Kumar and F. Xue, "An iterative algorithm for joint signal and interference alignment," in *IEEE Int. Symp. Inform. Theory*, no. EPFL-CONF-172017, NJ, USA, 2010, pp. 2293–2297.
- [25] S. W. Peters and R. W. Heath, "Interference alignment via alternating minimization," in *Proc. IEEE Int. Conf. Acoust. Speech. Signal Process. (ICASSP)*, Taipei, Taiwan, Apr. 2009, pp. 2445–2448.
- [26] S. Bazzi, G. Dietl, and W. Utschick, "Interference alignment via minimization projector distances of interfering subspaces," in *Proc. IEEE Int. Conf. Signal Process. Advances in Wireless Commun. (SPAWC)*, Cesme, Turkey, Jun. 2012, pp. 274–287.
- [27] H. Lütkepohl, *Handbook of Matrices*. Wiley, 1997.
- [28] C. M. Yetis, T. Gou, S. A. Jafar, and A. H. Kayran, "Feasibility conditions for interference alignment," in *Proc. IEEE Conf. Global Telecommun. (GLOBECOM)*, Hawaii, USA, Dec. 2009, pp. 1–6.

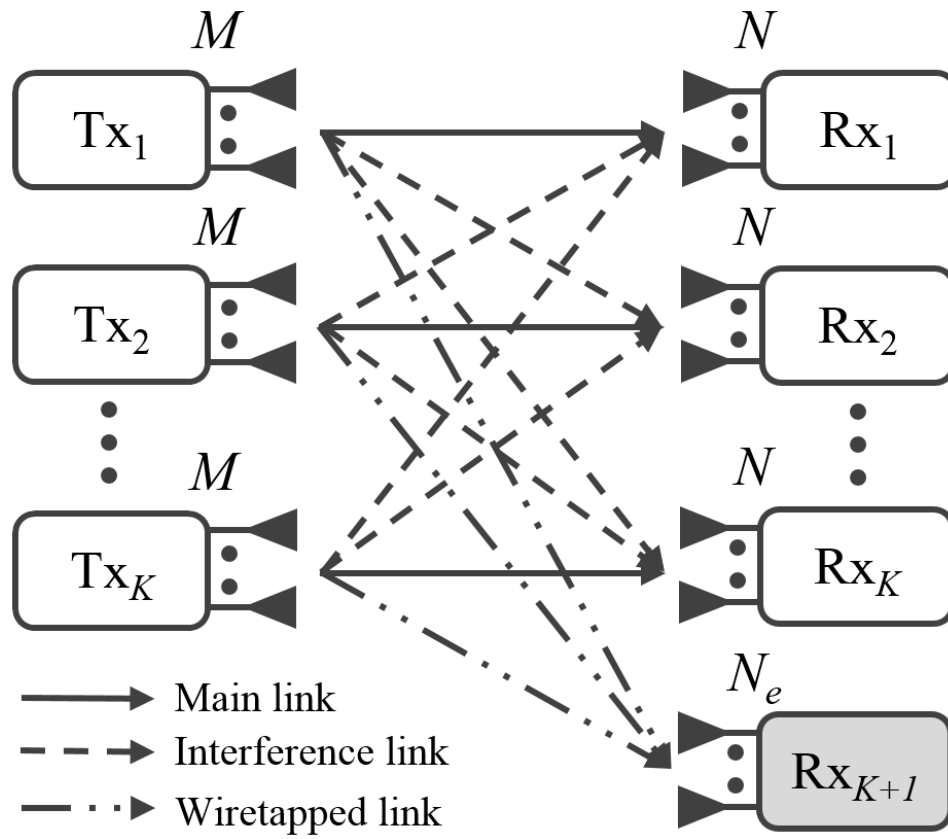


Fig. 1. A system model of secure multiuser MIMO communication network.

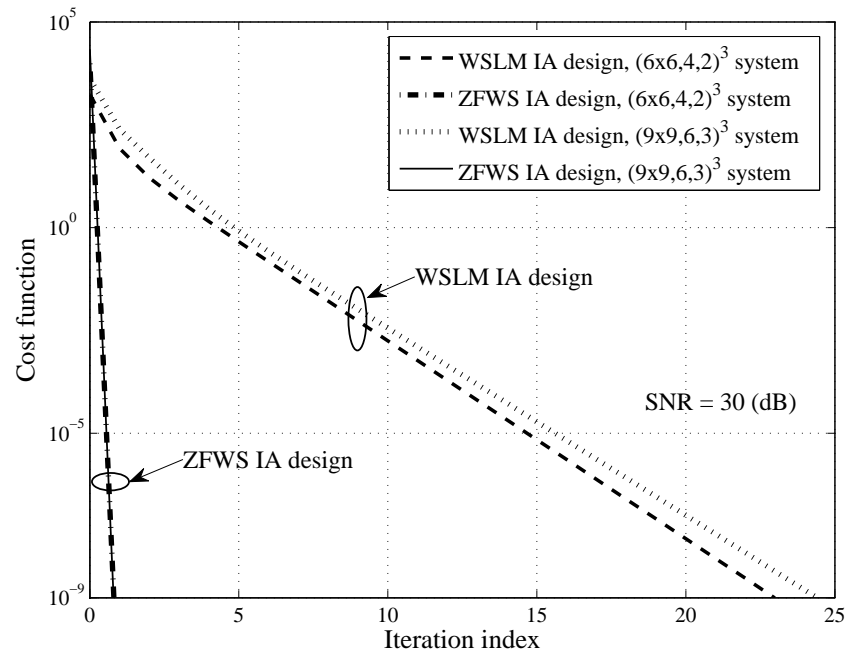


Fig. 2. The convergence behavior of the proposed IA algorithms.

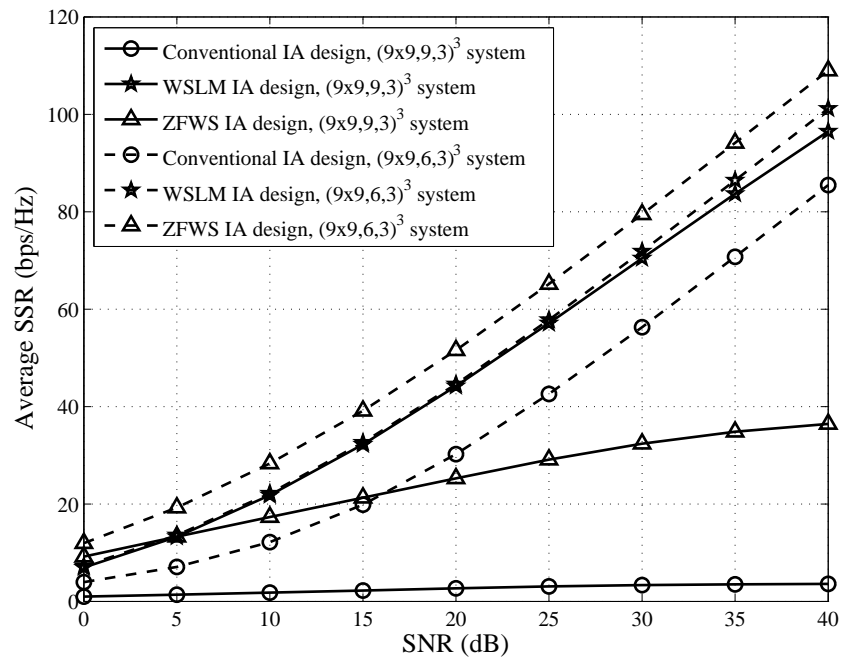


Fig. 3. The average SSR versus SNR for $(9 \times 9, 6, 3)^3$ and $(9 \times 9, 9, 3)^3$ systems.

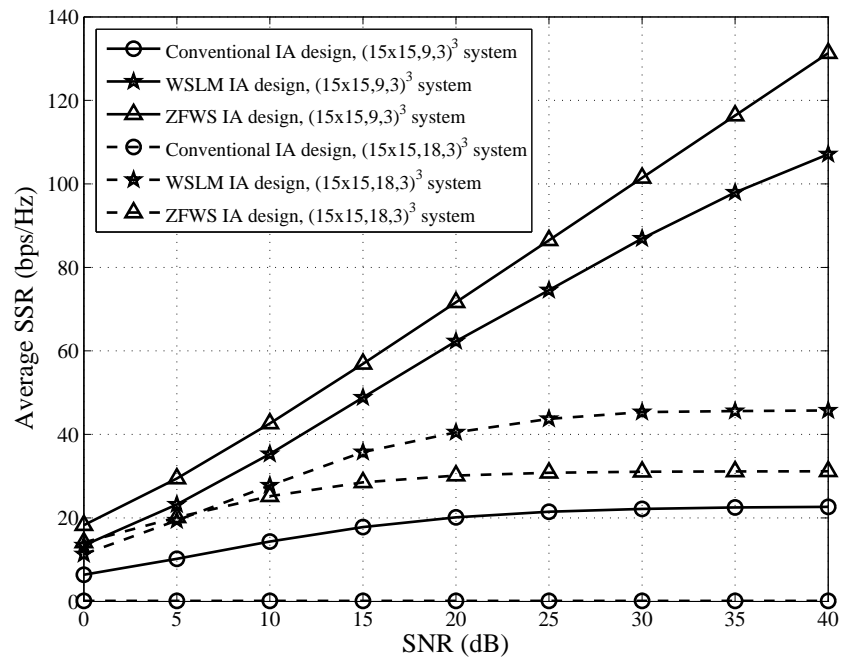


Fig. 4. The average SSR versus SNR for $(15 \times 15, 9, 3)^3$ and $(15 \times 15, 18, 3)^3$ systems.

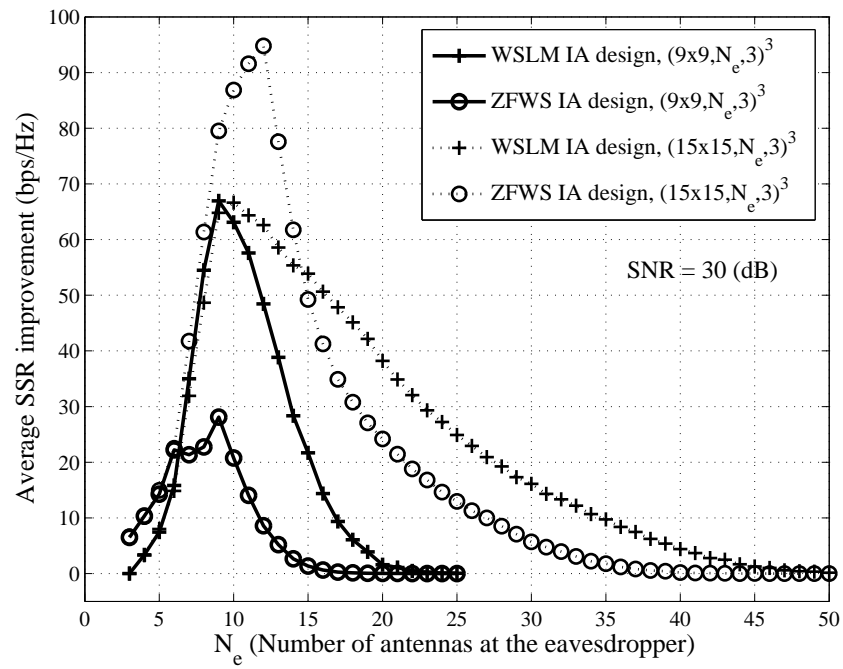


Fig. 5. The average SSR improvement versus the number of antennas at the eavesdropper for $(9 \times 9, N_e, 3)^3$ and $(15 \times 15, N_e, 3)^3$ systems.