

Demixing Effects in Mixtures of Two Bosonic Species

F. Lingua, M. Guglielmino, and V. Penna

Department of Applied Science and Technology and u.d.r. CNISM, Politecnico di Torino, I-10129 Torino, Italy

B. Capogrosso Sansone

*H. L. Dodge Department of Physics and Astronomy,
The University of Oklahoma, Norman, Oklahoma, USA and
Department of Physics, Clark University, Worcester, Massachusetts 01610*

(Dated: September 2, 2022)

Motivated by recent experiments on two-component systems, we investigate the ground-state phase diagram of a mixture of two bosonic species by means of path-integral quantum Monte Carlo by the two-worm algorithm. The mixture is trapped in a square lattice at half-filling conditions. Various quantum phases are stabilized depending on the interplay between intra- and inter-species interactions. We show that the phase diagram features a demixed superfluid phase and demixed Mott-Insulator phase when the inter-species interaction becomes greater than the intra-species repulsion, and a double-superfluid phase or a supercounterflow otherwise. We also show that demixing, characterized by spatial separation of the two species, can be detected experimentally through the effects of anisotropy revealed by time-of-flight images.

I. INTRODUCTION

Mixtures of two bosonic species trapped in optical lattices feature a variety of unprecedented effects and quantum phases [1]-[24] resulting from the interplay between kinetic energy and intra-, inter-species density-density interactions. In the past decade, a considerable theoretical work has been devoted to investigating manifold properties of these systems. Different aspects of the phase diagram have been studied by means of generalized mean-field schemes [15]-[17], Luttinger-liquid picture [18], or perturbation methods [19]. Moreover, the effect of phase separation [20], the study of quantum emulsions and coherence properties of mixtures [21, 22], and the shift of Mott domains due to the presence of a second (superfluid) species [23] along with the interpretation of this shift in terms of polaron excitations [24] have been explored.

In the limit of large interactions, magnetic-like phases such as the incompressible double-checkerboard solid and the supercounterflow have been predicted theoretically [1]-[3] at total filling one and repulsive inter-species interaction, while paired superfluidity has been found [4] in the case of attractive inter-species interaction at equal integer filling of the two components. These findings stimulated further investigation of magnetic-like phases including finite temperature effects [9, 13], different optical lattice geometries [14] and dimensionality, and various interacting regimes [5]-[12], [19]. Nevertheless, over ten years from initial theoretical investigation of these systems [1]-[3], their rich phase diagram still exhibits several unexplored aspects that challenge theoretical and numerical techniques, while its elusive character demands more sophisticated experimental techniques for the observation of these quantum phases.

The recent experimental realization of mixtures, either combining two different atomic species [25, 26] or using the same atomic species in two different internal energy

states [27, 28, 36, 37] demonstrated how refined experimental techniques allow to control the model parameters hence reinforcing the interest toward these systems. The possibility to observe such new phases in real systems is strongly affected by *i*) the presence of the trapping potential which introduces an undesired source of inhomogeneity, *ii*) the fact that their theoretic prediction is based on assuming rather ideal conditions (such as, for example, species A and B with the same boson numbers $N_a = N_b$, or large intra-species interactions), and *iii*) the difficulty in reaching low enough temperatures where such phases are expected. Concerning points *i*) and *ii*), the experimental realizability of magnetic phases has been analyzed in [29] leading to promising results at least for the double checkerboard phase. In Ref. [29] it was shown that the double checkerboard state can be found for large but finite intra-species interaction and for certain parabolic confinements and particle number imbalance.

In this work, we reconstruct the phase diagram of a mixture of two twin species (two bosonic components with equal hopping parameters and equal intra-species interactions) and determine under which conditions the supercounterflow and demixed phases are stabilized. Demixed phases are characterized by spatial separation of the two species. So far, demixing effects have been mainly studied in the context of continuous systems [30, 38-42, 44]. Here, we study demixing in a binary mixture of lattice bosons described by the two-component Bose-Hubbard model. We find a demixed superfluid phase or a demixed Mott-Insulator phase when the inter-species interaction is greater than the intra-species repulsion, and a double-superfluid phase or a supercounterflow otherwise. We characterize transitions to demixed phases by introducing a suitable demixing parameter. Further significant information is found by looking at the off-diagonal correlator which allows to design experimental observation of the various phases through time-of-flight images. This paper is organized as follows.

In section II we present our model and formalism. In section III we discuss the ground state phase diagram and describe the methods used to detect the phase transition lines. In section IV we provide some general considerations and discuss further developments of our study.

II. METHOD AND MODEL

We study a mixture of two bosonic species trapped in a uniform two-dimensional square optical lattice. The system is described by the two-component Bose-Hubbard (BH) model:

$$H = H_a + H_b + U_{ab} \sum_i n_{ai} n_{bi} \quad (1)$$

where U_{ab} is the inter-species repulsion, $n_{ai,bi}$ is the number operator at site i for species A and B, and

$$H_c = \frac{U_c}{2} \sum_i n_{ci} (n_{ci} - 1) - t_c \sum_{\langle ij \rangle} c_i^\dagger c_j, \quad (2)$$

with $c = a, b$ denoting the bosonic species, and bosonic operators c_i, c_i^\dagger satisfying the standard commuting relation $[c_i, c_i^\dagger] = 1$. Parameters U_c represents the intra-species repulsion and t_c is the hopping amplitude for component c . The symbol $\langle ij \rangle$ refers to summation over nearest neighboring sites. We work at zero temperature and half-filling conditions $N_a = N_b = L^2/2$, where L is the linear size of the lattice in unit of the lattice step a , which we set as our unit length. Moreover, to further simplify the number of free parameters, we work with twin species, that is, we set $U_a = U_b = U$, $t_a = t_b = t$. We are interested in exploring the phase diagram of model (1) as a function of U/t and U_{ab}/t with particular emphasis on the supercounterflow and demixed phases. Our results are based on large-scale path-integral quantum Monte Carlo simulations by a two-worm algorithm [8]. Unless otherwise noted, we perform simulations for system sizes $L = 8, 16, 24, 36$ and we work at inverse temperature $\beta = L/t$ which ensures that the system is in its ground state. We observe four quantum phases, double superfluid (2SF), supercounterflow (SCF), demixed Mott-Insulator (dMI), and demixed superfluid (dSF), and determine the phase transition boundaries between these phases in the U/t vs U_{ab}/t plane. Spatial demixing is present whenever the inter-species interaction becomes stronger than the intra-species repulsion.

III. RESULTS

The ground-state phase diagram of model (1) is shown in Fig. 1 in the U/t vs U_{ab}/t plane. The 2SF phase features two $U(1)$ broken symmetries and is characterized by order parameters $\langle a \rangle \neq 0$ and $\langle b \rangle \neq 0$, or, equivalently, finite stiffness of the total superfluid flow $\rho_{\text{tot}} \neq 0$, and

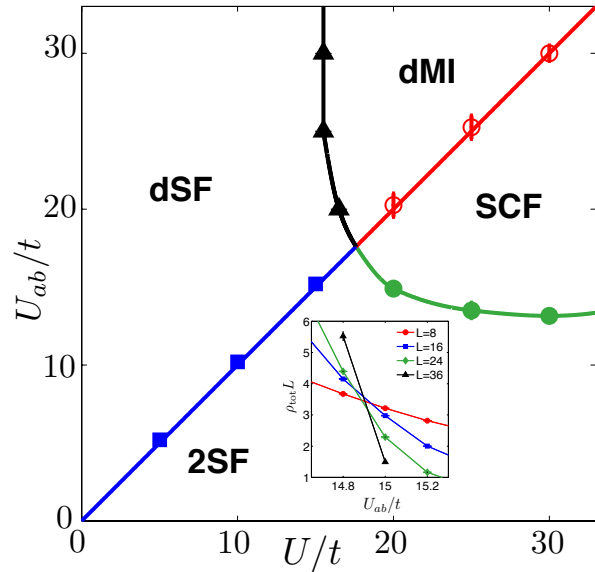


FIG. 1. (Colors online) Ground-state phase diagram of twin bosonic species trapped in a uniform optical lattice at half-filling conditions. Four phases are stabilized: double superfluid (2SF), supercounterflow (SCF), demixed Mott-Insulator (dMI), and demixed superfluid (dSF). Symbols mark the phase boundaries as calculated from Monte Carlo simulations (see text). Error bars lies within the symbol size. The inset shows the scaled total superfluidity ρ_{tot} as a function of the inter-species interaction for system sizes $L = 8, 16, 24, 36$ and $U/t = 20$. The intersection between curves corresponding to different system sizes gives the transition point for the 2SF-SCF transition.

finite stiffness of the relative superfluid flow $\rho_{\text{SCF}} \neq 0$. The total and relative superfluid stiffnesses are given by $\rho_{\text{tot,SCF}} = \frac{\langle (\tilde{W}_a \pm \tilde{W}_b)^2 \rangle}{2\beta}$, where $W_{a,b}$ are winding numbers of worldlines of species A and B [47]. The SCF phase restores one $U(1)$ broken symmetry and is characterized by order parameter $\langle ab^\dagger \rangle \neq 0$ while $\langle a \rangle = 0$ and $\langle b \rangle = 0$, or, equivalently, zero total superfluid stiffness, $\rho_{\text{tot}} = 0$, and finite relative superfluid stiffness, $\rho_{\text{SCF}} \neq 0$. The demixed phases are characterized by spatial separation of the two components. This phenomenon is observed whenever $U_{ab} > U$. A heuristic derivation of this condition for the case of generic filling factor is given in the Appendix A. In a demixed phase the density distribution of the two components is anisotropic on the lattice with density maxima of one species corresponding to density minima of the other. The dSF features two $U(1)$ broken symmetries, but the two species occupy different regions of the lattice. Finally, the dMI is an incompressible, insulating phase where the two components are spatially separated. Overall, 2SF and dSF are conducting phases, while dMI and SCF are insulating phases, although SCF supports flow in the so-called particle-hole channel. In agreement with [43], we find that demixing is observed

as soon as $U_{ab}/t > U/t$ for any value of U . It is also worth noting that in order to reach the insulating phases, both intra- and inter-species interactions have to be large enough. Indeed, for $U_{ab}/t \lesssim 13.5$ ($U/t \lesssim 15.5$) the 2SF (dSF) phase is stable for arbitrarily large U/t (U_{ab}/t).

In order to extract the phase diagram shown in Fig. 1 we measure superfluid stiffness in terms of winding numbers statistics and the demixing parameter Δ (see below) which depends on the density distribution. Both observables are readily available within the path-integral formulation by the worm algorithm. The demixing parameter is given by:

$$\Delta = \frac{1}{M} \sum_i \left[\frac{\langle n_{ai} \rangle - \langle n_{bi} \rangle}{\langle n_{ai} \rangle + \langle n_{bi} \rangle} \right]^2 \quad (3)$$

where $\langle n_{ci} \rangle$ is the quantum-thermal average of the density of component $c = a, b$ at site i . Parameter (3) is basically a lattice average of the square of the imbalance of the local species' density. This parameter is different than the one used in Ref. [30] $D = \left[\frac{\langle N_a \rangle - \langle N_b \rangle}{\langle N_a \rangle + \langle N_b \rangle} \right]^2$, but gives the same information about demixed phases.

In Fig. 1, solid circles correspond to the 2SF-SCF transition. This transition belongs to the (2+1)-XY universality class. Transition points are found using standard finite-size scaling of ρ_{tot} as it can be seen in the inset of Fig. 1 where we plot the scaled total superfluidity as a function of interaction U_{ab}/t for system sizes $L = 8, 16, 24, 36$ and $U/t = 20$. The curves corresponding to different sizes intersect at the critical point $U_{ab}/t = 14.9 \pm 0.1$. Both 2SF and SCF are stable for $U_{ab} < U$.

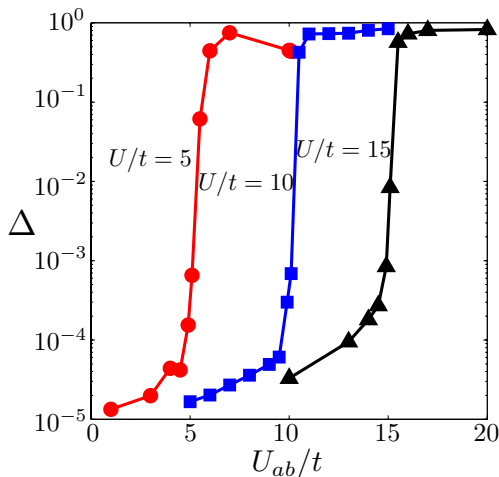


FIG. 2. (Colors online) Demixing parameter Δ as function of U_{ab}/t for $U/t = 5, 10, 15$ (circles, squares, triangles respectively) across the 2SF-dSF transition. A jump of four orders of magnitude is clearly visible when $U_{ab}/t \sim U/t$ signaling the onset of the demixed phase dSF at the expense of the 2SF.

We detect the phase transition between 2SF and dSF (squares in Fig. 1) by studying the behavior of the Δ

parameter. In Fig. 2 we show Δ as a function of U_{ab}/t for $U/t = 5, U/t = 10, U/t = 15$, circles, squares, triangles respectively. A jump of four orders of magnitude is clearly visible when $U_{ab}/t \sim U/t$ signaling the onset of the demixed phase dSF at the expense of the 2SF. Further significant information about the demixed phase is achieved by looking at the density distribution of particles in the lattice. The quantum-statistical average of the particle number $\langle n_{ai} \rangle, \langle n_{bi} \rangle$ is displayed in Fig. 3. The x and y axis denote the x and y coordinates on the lattice. The color code is displayed on the right bar. Panel a) refers to the 2SF case where the density of each species is uniformly distributed in the lattice, corresponding to the spatial coexistence of the two species. Panel b) refers to the dSF phase. Here, we clearly see that the two components occupy spatially-separated regions with well defined boundaries of a few lattice steps of thickness where the two components coexist.

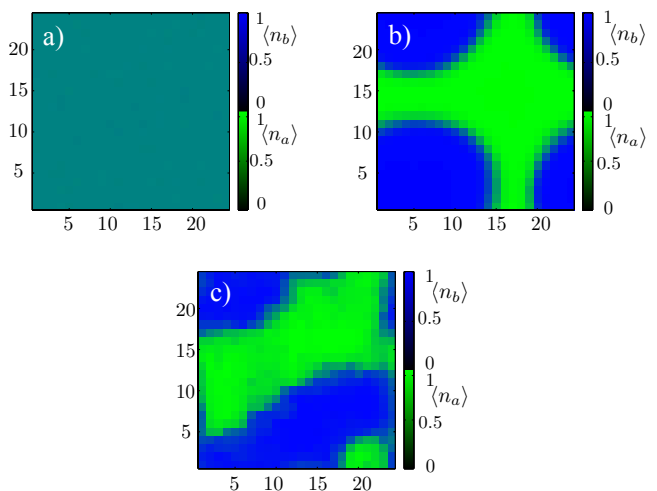


FIG. 3. (Colors online) Quantum-statistical average of the particle number $\langle n_{ai} \rangle, \langle n_{bi} \rangle$. The x and y axis denote the x and y coordinates on the lattice. The color code is displayed on the right bar. Panel a): 2SF phase at $U/t = 10, U_{ab}/t = 7$ with density uniformly distributed in the lattice. Panel b): dSF phase at $U/t = 15, U_{ab}/t = 20$ with two components occupying spatially-separated regions of the lattice. Panel c): dMI phase at $U/t = 20, U_{ab}/t = 22$ with two components occupying spatially-separated regions of the lattice. Penetration between the two regions is noticeable.

The dSF phase becomes unstable towards a dMI phase upon increasing the intra-species interaction (triangles in Fig. 1). We compute the phase boundary by verifying the drop of the SF density of each component for system sizes $L = 8, 16, 24$. While the dSF is characterized by two $U(1)$ broken symmetries over spatially separated regions, in the dMI these symmetries are restored, that is, the system loses its off-diagonal long range (anisotropic) correlations and becomes insulating. Investigating the details of this phase transition is challenging. Finite-size scaling

of the SF stiffness cannot be performed in proximity of demixed regions since the statistics of winding numbers is affected by the topography and the (non-connected vs. connected) topology of demixed regions, both of which depend on the initial conditions. The averaged particle number within the lattice in the dMI phase is displayed in panel c) of Fig. 3. Unlike the dSF phase (panel b)), the boundaries between the regions occupied by the two species tend to be rough and irregular, and compenentration between the regions is more pronounced due to the reduced mobility of bosons in the dMI phase.

Finally the empty circles in Fig. 1 correspond to the SCF-dMI transition. Upon entering the dMI the system restores the $U(1)$ broken symmetry characterizing the SCF. We measured the Δ parameter and ρ_{SCF} across the transition line and, similarly to the 2SF-dSF transition, we observe an increase of about three orders of magnitude in Δ , while ρ_{SCF} goes to zero.

In figure 4 we show the computed momentum distributions $n_{\mathbf{k}} = |\phi(\mathbf{k})|^2 \sum_{i,j} e^{i\mathbf{k}(\mathbf{r}_i - \mathbf{r}_j)} \langle c_i^\dagger c_j \rangle$ [48] for species $c = a, b$ proportional to Time-Of-Flight (TOF) images detectable experimentally. Here $\phi(\mathbf{k})$ is the Fourier transform of Wannier function $\phi(\mathbf{r})$, which we do not compute here. TOF profiles along x and y lattice directions within the first Brillouin zone are plotted in figure 4 for the 2SF (panel a)), dSF (panel b)), SCF (panel c)) and dMI (panel d)). Note that the TOF image of SCF corresponds to the one of the particle-hole pair. The insets show the corresponding quantum-statistical average of the density of the two components within the lattice. We observe different profiles featuring the different quantum phases with an evident detectable anisotropy of distributions $n_{\mathbf{k}}$ along the x - and y -direction for dSF. This is expected due to the anisotropy of the spatial separation and represents a clear experimental signature of the dSF. On the other hand the TOF image of dMI doesn't reflect anisotropy of spatial separation due to the absence of off-diagonal long range order. In general, we observe no differences in the momentum distributions between the two species.

IV. CONCLUSION

Motivated by recent experiments on two-component systems, we have investigated the ground state phase diagram of a two-component mixture trapped in a two-dimensional optical lattice and a half-filling factor. We have used path-integral quantum Monte Carlo by the two-worm algorithm. We have observed a demixed superfluid phase and demixed Mott-Insulator phase when the inter-species interaction becomes greater than the intra-species repulsion, and a double superfluid phase or a supercounterflow otherwise. Demixing is characterized by spatial separation of the two components and manifests itself experimentally with anisotropic time of flight images. We have calculated time of flight images for selected examples and compared the results for demixed

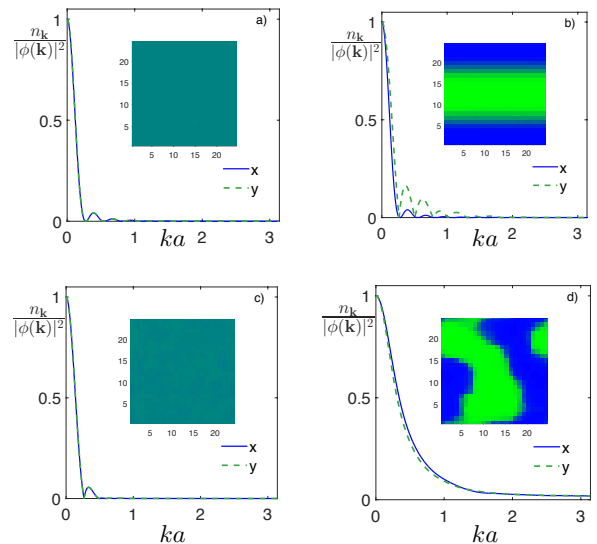


FIG. 4. Momentum distributions $n_{\mathbf{k}}$ in the first Brillouin zone for double superfluid 2SF (panel a)), demixed superfluid dSF (panel b)), supercounterflow (panel c)) and demixed Mott-Insulator (panel d)). The insets show the corresponding quantum-statistical average of the density of the two components within the lattice. The demixed phases dSF shows an evident anisotropy along the x - and y -direction. This is expected due to the anisotropy of the spatial separation.

and non-demixed phases. In the future, we plan to investigate how finite temperature affects demixing. Our preliminary results show that, in the demixed superfluid phase, thermal fluctuations destroy demixing effects earlier than they destroy superfluidity, leaving the system in a uniform superfluid phase. Moreover, since preliminary results show that the demixing parameter is sensitive to temperature, this suggests its possible application as a thermometer for mixtures of ultracold gases.

Acknowledgements We would like to thank F. Minardi for fruitful discussions. This work was supported by MIUR (PRIN 2010LLKJBX) and by the NSF (PIF-1415561). The computing for this project was performed at the OU Supercomputing Center for Education and Research (OSKER) at the University of Oklahoma (OU).

Appendix A: A simple interpretation of demixing effect

The mixing/demixing effect can be interpreted in a simple way for the dSF-SF transition at generic filling factor. In a perturbative framework, where the energy contribution of tunneling processes is assumed to be negligible, one should compare the energy of the ground-state with the two species spatially separated to the energy of the ground-state where the two species coexist within the lattice. When the two species occupy spatially separated regions of the lattice \mathcal{R}_a and \mathcal{R}_b , we assume that M_a (M_b) sites of \mathcal{R}_a (\mathcal{R}_b) are occupied by bosons A (B),

with r_a (r_b) sites containing $n + 1$ ($m + 1$) bosons, and $M_a - r_a$ ($M_b - r_b$) sites containing n (m) bosons. Note that the total number of sites is given by $M = M_a + M_b$ while the total number of particles is $N_a = M_a n + r_a$, $N_b = M_b m + r_b$. The nonuniform filling in \mathcal{R}_a and \mathcal{R}_b reflects the SF character of the two species. The resulting energy reads:

$$E_0 = \frac{U_a}{2} M_a n(n-1) + \frac{U_b}{2} M_b m(m-1) + U_a r_a n + U_b r_b m - \mu_a N_a - \mu_b N_b, \quad (\text{A1})$$

where the U_{ab} -dependent term is absent due to the spatial separation of the two species. The mixing effect is described by: a boson is lost from each site of \mathcal{R}_a (\mathcal{R}_b) occupied by $n + 1$ ($m + 1$) bosons while r_a (r_b) sites appear in \mathcal{R}_b (\mathcal{R}_a) with m bosons B and one boson A (n bosons A and one boson B). U_{ab} interaction term is now

activated and the resulting energy is

$$E'_0 = \frac{U_a}{2} M_a n(n-1) + \frac{U_b}{2} M_b m(m-1) + U_{ab}(r_a m + r_b n) - \mu_a N_a - \mu_b N_b. \quad (\text{A2})$$

This mutual exchange of bosons between \mathcal{R}_a and \mathcal{R}_b represents the mixing process with the lowest-energy cost in the minimum-energy scenario. The condition $E_0 < E'_0$ (justifying the transition from the uniform ground state to the demixed state) implies that $U_{ab}(r_a m + r_b n) > U_a r_a n + U_b r_b m$ which reduces to the well-known condition $U_{ab} > U$ for $n = m$ and $U_a = U_b$. This elementary argument is valid in the SF regime due to its semiclassical character. It cannot be extended to the transition from the dMI-SCF phase where quantum correlations and hopping processes play a preminent role.

-
- [1] A. B. Kuklov and B.V. Svistunov - Phys. Rev. Lett. 90, 100401 (2003).
- [2] L.-M. Duan, E. Demler and M. D. Lukin, Phys. Rev. Lett. 91, 090402 (2003).
- [3] E. Altman, W. Hofstetter, E. Demler, and M. D. Lukin, New J. Phys. 5, 113 (2003).
- [4] A. B. Kuklov, N. Prokof'ev, and B. V. Svistunov - Phys. Rev. Lett. 92, 050402 (2004).
- [5] A. Argüelles and L. Santos, Phys. Rev. A 75, 053613 (2007).
- [6] A. Hu, L. Mathey, I. Danshita, E. Tiesinga, C. J. Williams, and C. W. Clark, Phys. Rev. A 80, 023619 (2009).
- [7] A. Hubener, M. Snoek, and W. Hofstetter, Phys. Rev. B 80, 245109 (2009).
- [8] S. G. Söyler, B. Capogrosso-Sansone, N. V. Prokof'ev, B. V. Svistunov, New J. Phys. 11, 073036 (2009).
- [9] B. Capogrosso-Sansone, S. G. Söyler, N. V. Prokof'ev, and B. V. Svistunov, Phys. Rev. A 81, 053622 (2010).
- [10] T. Oghoe, and N. Kawashima, Phys. Rev. A 83, 023622 (2011).
- [11] C.-M. Chung, S. Fang, and P. Chen, Phys. Rev. B 85, 214513 (2012).
- [12] Y. Li, L. He, and W. Hofstetter, New J. Phys. 15, 093028 (2013).
- [13] Y. Nakano, T. Ishima, N. Kobayashi, T. Yamamoto, I. Ichinose and T. Matsui, Phys. Rev. A 85, 023617 (2012).
- [14] J.-P. Lv, Q.-H. Chen, and Y. Deng, Phys. Rev. A 89, 013628 (2014).
- [15] A. Isacsson, Min-Chul Cha, K. Sengupta, and S. M. Girvin, Phys. Rev. B 72, 184507 (2005).
- [16] M. Guglielmino, V. Penna and B. Capogrosso-Sansone - Laser Physics 21, 1443 (2011)
- [17] R. V. Pai, J. M. Kurdestany, K. Sheshadri, R. Pandit, Phys. Rev. B 85, 214524 (2012).
- [18] L. Mathey, Phys. Rev. B 75, 144510 (2007).
- [19] M. Iskin, Phys. Rev. A 82, 033630 (2010).
- [20] T. Mishra, R. V. Pai, and B. P. Das, Phys. Rev. A 76, 013604 (2007).
- [21] T. Roscilde and J. I. Cirac, Phys. Rev. Lett. 98, 190402 (2007).
- [22] P. Buonsante, S. M. Giampaolo, F. Illuminati, V. Penna, and A. Vezzani, Phys. Rev. Lett. 100, 240402 (2008).
- [23] M. Guglielmino, V. Penna and B. Capogrosso-Sansone - Phys. Rev. A 82, 021601(R) (2010).
- [24] D. Benjamin and E. Demler, Phys. Rev. A 89, 033615 (2014).
- [25] J. Catani, L. De Sarlo, G. Barontini, F. Minardi, and M. Inguscio, Phys. Rev. A 77, 011603(R) (2008).
- [26] G. Thalhammer, G. Barontini, L. De Sarlo, J. Catani, F. Minardi and M. Inguscio, Phys. Rev. Lett. 100, 210402 (2008).
- [27] B. Gadway, D. Pertot, R. Reimann, and D. Schneble, Phys. Rev. Lett. 105, 045303 (2010).
- [28] B. Gadway, D. Pertot, J. Reeves, D. Schneble, Nature Physics 8, 544 (2012)
- [29] M. Guglielmino, V. Penna and B. Capogrosso-Sansone - Phys. Rev. A 84, 031603(R) (2011).
- [30] P. Jain, S. Moroni, M. Boninsegni, L. Pollet - Phys. Rev. A 88, 033628 (2013).
- [31] W. S. Bakr, J. I. Gillen, A. Peng, S. Folling and M. Greiner, Nature 462, 74 (2009).
- [32] J. F. Sherson, C. Weitenberg, M. Endres, M. Cheneau, I. Bloch and S. Kuhr, Nature 467, 69 (2010)
- [33] L. W. Cheuk, M. A. Nichols, M. Okan, T. Gersdorf, V. V. Ramasesh, W. S. Bakr, T. Lompe and M. W. Zwierlein, Phys. Rev. Lett. 114, 193001 (2015)
- [34] M. F. Parsons, F. Huber, A. Mazurenko, C. S. Chiu, W. Setiawan, K. Wooley-Brown, S. Blatt, and M. Greiner, Phys. Rev. Lett. 114, 213002 (2015)
- [35] E. Haller, J. Hudson, A. Kelly, D. A. Cotta, B. Peaudecerf, G. D. Bruce and S. Kuhr, arXiv:1503.02005v2
- [36] P. Soltan-Panahi, J. Struck, P. Hauke, A. Bick, W. Plenkers, G. Meineke, C. Becker, P. Windpassinger, M. Lewenstein and K. Sengstock, Nature Physics 7, 434 (2011)
- [37] P. Soltan-Panahi, D. S. Luhmann, J. Struck, P. Windpassinger and K. Sengstock, Nature Physics 8, 71 (2012)

- [38] Y. Eto, M. Kunimi, H. Tokita, H. Saito, and T. Hirano, arXiv:1505.04882v1
- [39] S. Tojo, Y. Taguchi, Y. Masuyama, T. Hayashi, H. Saito and T. Hirano, Phys. Rev. A 82, 033609 (2010).
- [40] S. B. Papp, J. M. Pino, and C. E. Wieman, Phys. Rev. Lett. 101, 040402 (2008).
- [41] E. Nicklas, H. Strobel, T. Zibold, C. Gross,y B. A. Malomed,z P. G. Kevrekidis,x and M. K. Oberthaler, Phys. Rev. Lett. 107, 193001 (2011)
- [42] E. Nicklas, W. Muessel, H. Strobel, P.G. Kevrekidis, M.K. Oberthaler, arXiv: 1407.8049v1
- [43] Fei Zhan and Ian P. McCulloch, Phys. Rev. A 89, 057601 (2014)
- [44] P. Ao and S. T. Chui, Phys. Rev. A 58, 6 4836 (1998)
- [45] N. V. Prokof'ev, B. V. Svistunov, I. S. Tupitsyn, Phys. Lett. A 238, 253 (1998).
- [46] N. V. Prokof'ev, B. V. Svistunov, I. S. Tupitsyn, Zh. Eksp. Teor. Fiz. 114, 570 (1998).
- [47] E. L. Pollock and D. M. Ceperley, Phys. Rev. B 36, 8343 (1987).
- [48] V. A. Kashurnikov, N. V. Prokof'ev and B. V. Svistunov Phys. Rev. A 66, 031601 (2002)