

\exists SAT: Projected Model Counting

Rehan Abdul Aziz, Geoffrey Chu, Christian Muise, and Peter Stuckey

National ICT Australia, Victoria Laboratory *
Department of Computing and Information Systems
The University of Melbourne

Abstract. Model counting is the task of computing the number of assignments to variables \mathcal{V} that satisfy a given propositional theory F . The model counting problem is denoted as #SAT. Model counting is an essential tool in probabilistic reasoning. In this paper, we introduce the problem of model counting projected on a subset of original variables that we call *priority* variables $\mathcal{P} \subseteq \mathcal{V}$. The task is to compute the number of assignments to \mathcal{P} such that there exists an extension to *non-priority* variables $\mathcal{V} \setminus \mathcal{P}$ that satisfies F . We denote this as # \exists SAT. Projected model counting arises when some parts of the model are irrelevant to the counts, in particular when we require additional variables to model the problem we are counting in SAT. We discuss three different approaches to # \exists SAT (two of which are novel), and compare their performance on different benchmark problems.

1 Introduction

Model counting is the task of computing the number of models of a given propositional theory, represented as a set of clauses (SAT). Often, instead of the original model count, we are interested in model count projected on a set of variables \mathcal{P} .

Given a problem on variables \mathcal{P} , we may need to introduce additional variables to encode the constraints on the variables \mathcal{P} into Boolean clauses in the propositional theory F . Counting the models of F does not give the correct count if the new variables are not *functionally defined* by the original variables \mathcal{P} . Thankfully, most methods of encoding constraints introduce new variables that are functionally defined by original variables, but there are cases where the most efficient encoding of constraints does not enjoy this property. Hence we should consider projected model counting for these kinds of problems.

Alternatively, in the counting problem itself, we may only be interested in some of the variables involved in the problem. Unless the interesting variables functionally define the uninteresting variables, we need projected model counting. An example is in *evaluating* robustness of a given solution. The goal is to count the changes that can be made to a subset of variables in the solution such

* NICTA is funded by the Australian Government as represented by the Department of Broadband, Communications and the Digital Economy and the Australian Research Council through the ICT Centre of Excellence program.

that it still remains a solution (possibly after allowing some repairs, e.g. in supermodels of a propositional theory [10]). The variables representing change are priority variables. In our benchmarks, we consider an example from the planning domain, where we are interested in robustness of a given partially ordered plan to the initial conditions, i.e., we want to count the number of initial states, such that the given partially ordered plan still reaches the given goal state(s).

Projected model counting is a challenging problem that has received little attention. It is in $\#\text{P}^{\text{NP}}$. If all the variables are priority variables, then it becomes a $\#\text{SAT}$ problem ($\#\text{P}$), and if all variables are non-priority variables, then it reduces to SAT (NP). There has been little development of specialized algorithms for projected model counting in the literature. Some dedicated attempts at solving the problem are presented in [13] and [8]. In the latter, the primary motivation is solution enumeration, and not counting. Closely related problems are projection or *forgetting* in formulas that are in deterministic decomposable negation normal form (d-DNNF [4]) [5], and *Boolean quantifier elimination* [3,19,11].

In this paper, we present three different approaches for projected model counting.

- The first technique is straight-forward and its basic idea is to modify DPLL-based model counters to search first on the priority variables, followed by finding only a single solution for the remaining problem. This technique is not novel and has been proposed in [13]. It has also been suggested in [15] in a slightly different context. Unlike [13] which uses external calls to MINISAT to check satisfiability of non-priority components, we handle all computations within the solver.
- The second approach is a significant extension of the algorithm presented in [8]. The basic idea is that every time a solution S is found, we generalize it by greedily finding a subset of literals S' that are sufficient to satisfy all clauses of the problem. By adding $\neg S'$ as a clause, we save an exponential amount of search that would visit all extensions of S' . This extension conveniently blends in the original algorithm of [8], which has the property that the number of blocking clauses are polynomial in the number of priority variables at any time during the search.
- Our third technique is a novel idea which reuses model counting algorithms: computing the d-DNNF of the original problem, forgetting the non-priority variables in the d-DNNF, converting the resulting DNNF to CNF, and counting the models of this CNF.

We compare these three techniques on different benchmarks to illustrate their strengths and weaknesses.

2 Preliminaries

We consider a finite set \mathcal{V} of propositional variables. A literal l is a variable $v \in \mathcal{V}$ or its negation $\neg v$. The negation of a literal $\neg l$ is $\neg v$ if $l = v$ or v if $l = \neg v$. Let

$var(l)$ represent the variable of the literal, i.e., $var(v) = var(\neg v) = v$. A clause is a set of literals that represents their disjunction, we shall write in parentheses (l_1, \dots, l_n) . For any formula (e.g. a clause) C , let $vars(C)$ be the set of variables appearing in C . A formula F in conjunctive normal form (CNF) is a conjunction of clauses, and we represent it simply as a set of clauses. An assignment θ is a set of literals, such that if $l \in \theta$, then $\neg l \notin \theta$. We shall write them using set notation. Given an assignment θ then $\neg\theta$ is the clause $\bigvee_{l \in \theta} \neg l$. Given an assignment θ over \mathcal{V} and set of variables P then $\theta_P = \{l \mid l \in \theta, var(l) \in P\}$

Given an assignment θ , the *residual* of a CNF F w.r.t. θ is written $F|_\theta$ and is obtained by removing each clause C in F such that there exists a literal $l \in C \cap \theta$, and simplifying the remaining clauses by removing all literals from them whose negation is in θ . We say that an assignment θ is a solution *cube*, or simply a cube, of F iff $F|_\theta$ is empty. The size of a cube θ , $size(\theta)$ is equal to $2^{|\mathcal{V}| - |\theta|}$. A solution in the classical sense is a cube of size 1. The model count of F , written, $ct(F)$ is the number of solutions of F .

We consider a set of priority variables $\mathcal{P} \subseteq \mathcal{V}$. Let the non-priority variables be \mathcal{N} , i.e., $\mathcal{N} = \mathcal{V} \setminus \mathcal{P}$. Given a cube θ' of formula F , then $\theta \equiv \theta'_P$ is a *projected cube* of F . The size of the projected cube is equal to $2^{|\mathcal{P}| - |\theta'|}$. The projected model count of F , $ct(F, \mathcal{P})$ is equal to the number of projected cubes of size 1. The projected model count can also be defined as the number of assignments θ s.t. $vars(\theta) = \mathcal{P}$ and there exists an assignment θ' s.t. $vars(\theta') = \mathcal{N}$ and $\theta \cup \theta'$ is a solution of F .

A Boolean formula is in *negation normal form* (NNF) iff the only sub-formulas that have negation applied to them are propositional variables. An NNF formula is *decomposable* (DNNF) iff for all conjunctive formulae $c_1 \wedge \dots \wedge c_n$ in the formula, the sets of variables of conjuncts are pairwise disjoint, $vars(c_i) \cap vars(c_j) = \emptyset, 1 \leq i \neq j \leq n$. Finally, a DNNF is *deterministic* (d-DNNF) if for all disjunctive formulae $d_1 \vee \dots \vee d_n$ in the formula, the disjuncts are pairwise logically inconsistent, $d_i \wedge d_j$ is unsatisfiable, $1 \leq i \neq j \leq n$. A d-DNNF is typically represented as a tree or DAG with inner nodes and leaves being OR/AND operators and literals respectively. Model counting on d-DNNF can be performed in polynomial time (in d-DNNF size) by first computing the satisfaction probability and then multiplying the satisfaction probability with total number of assignments. Satisfaction probability can be computed by evaluating the arithmetic expression that we get by replacing each literal with 0.5, \vee with $+$ and \wedge with \times in the d-DNNF.

3 Model Counting

In this section we review two algorithms for model counting that are necessary for understanding the remainder of this paper. For a more complete treatment of model counting algorithms, see [12].

3.1 Solution enumeration using SAT solvers

In traditional DPLL-algorithm [6], once a decision literal is retracted, it is guaranteed that all search space extending the current assignment has been exhausted. Due to this, we can be certain that the search procedure is complete and does not miss any solution. This is not true, however, for modern SAT solvers [14] that use random restarts and First-UIP backjumping. In the latter, the search backtracks to the last point in search where the learned clause is asserting, and that might mean backjumping over valid solution space. It is not trivial to infer from the current state of the solver which solutions have already been seen and therefore, to prevent the search from finding an already visited solution θ , SAT solvers add the blocking clause $\neg\theta$ in the problem formulation as soon as θ is found.

3.2 DPLL-style model counting

One of the most successful approaches for model counting extends the DPLL algorithm (see [2,16,18]). Such model counters borrow many useful features from SAT solvers such as nogood learning, watched literals and backjumping etc to prune parts of search that have no solution. However, they have three additional important optimizations that make them more efficient at model counting as compared to solution enumeration using a SAT solver. A key property of all these optimizations is that their implementation relies on actively maintaining the residual formula during the search. This requires visiting all clauses in the worst case at every node in the search tree.

Say we are solving F and the current assignment is θ . The first optimization in model counting is cube detection; as soon as the residual is empty, we can stop the search and increment our model count by $size(\theta)$. This avoids continuing the search to visit all extensions of the cube since all of them are solutions of F . The second optimization is *caching* [1] which reuses model counts of previously encountered sub-problems instead of solving them again as follows. Say we have computed the model count below θ and it is equal to c , we store c against $F|_{\theta}$. If, later in the search, our assignment is θ' and $F|_{\theta} = F|_{\theta'}$, then we can simply increment our count by c by looking up the residual. The third optimization is *dynamic decomposition* and it relies on the following property of Boolean formulas: given a formula G , if (clauses of) G can be split into G_1, \dots, G_n such that $vars(G_i) \cap vars(G_j) = \emptyset, 1 \leq i \neq j \leq n$, and $\bigcup_{i \in 1..n} vars(G_i) = vars(G)$, then $ct(G) = ct(G_1) \times \dots \times ct(G_n)$. Model counters use this property and split the residual into disjoint components and count the models of each component and multiply them to get the count of the residual. Furthermore, when used with caching, the count of each component is stored against it so that if a component appears again in the search, then we can retrieve its count instead of computing it again.

4 Projected Model Counting

In this section, we present three techniques for projected model counting.

4.1 Restricting search to priority variables

This algorithm works by slightly modifying the DPLL-based model counters as follows. First, when solving any component, we only allow search decisions on non-priority variables if the component does not have any priority variables. Second, if we find a cube for a component, then the size of that cube is equal to 2 to the power of number of priority variables in the component. Finally, as soon as we find a cube for a component, we recursively mark all its *parent* components (components from earlier decision levels whose decomposition yielded the current component), that do not have any priority variables as solved. As a result, the count of 1 from the last component is propagated to all parent components whose clauses are exclusively on non-priority variables. Essentially, we store the fact that such components are *satisfiable*.

Example 1. Consider the formula F with priority variables $\mathcal{P} = \{p, q, r\}$ and non-priority variables $\mathcal{N} = \{x, y, z\}$.

$$(\neg q, x, \neg p), (\neg r, \neg y, z), (r, \neg z, \neg p), (z, y, \neg p, r), (r, z, \neg y, \neg p), (p, q)$$

Here is the trace of a possible execution using the algorithm in this subsection. We represent a component as a pair of (unfixed) variables and residual clauses.

- 1a. Decision p . The problem splits into $C_1 = (\{q, x\}, \{\neg q, x\})$ and $C_2 = (\{r, y, z\}, \{\neg r, \neg y, z\}, (r, \neg z), (z, y, r), (r, z, \neg y))$.
- 2a. We solve C_1 first. Decision $\neg q$. We get $C_3 = (\{x\}, \emptyset)$ and $ct(C_3, \mathcal{P}) = 1$ (trivial), we backtrack to C_1 . 2b. Decision q , propagates x , and it is a solution. We backtrack and set $ct(C_1, \mathcal{P}) = ct(C_3, \mathcal{P}) + 1 = 2$.
- 2c. Now, we solve C_2 . Decision r gives $C_4 = (\{y, z\}, \{\neg y, z\})$.
- 3a. Decision z , we get $C_5 = (\{y\}, \emptyset)$ and $ct(C_5, \mathcal{P}) = 1$. We backtrack to level C_2 setting $ct(C_4, \mathcal{P}) = 1$ since the last decision was a non-priority variable.
- 2d. Decision $\neg r$ fails (propagates $z, y, \neg y$). We set $ct(C_2, \mathcal{P}) = ct(C_4, \mathcal{P}) = 1$ and backtrack to root F to try the other branch.
- 1b. Decision $\neg p$, propagates q and gives $C_6 = (\{x\}, \emptyset)$ and $C_7 = (\{r, y, z\}, \{\neg r, \neg y, z\})$. We note that $ct(C_6, \mathcal{P}) = 1$ (trivial) and move on to solve C_7 .
- 2e. Decision $\neg r$ gives $C_8 = (\{y\}, \emptyset)$ and $C_9 = (\{z\}, \emptyset)$ with counts 1 each. We go back to C_7 to try the other branch.
- 2f. Decision r gives $C_{10} = (\{y, z\}, \{\neg y, z\})$ which is the same as C_4 which has the count of 1. Therefore, $ct(C_7, \mathcal{P}) = ct(C_8, \mathcal{P}) \times ct(C_9, \mathcal{P}) + ct(C_4, \mathcal{P}) = 2$. All components are solved, and there are no more choices to be tried, we go back to root to get the final model count.

A visualization of the search is shown in Figure 1. The overall count is $ct(F, \mathcal{P}) = ct(C_1, \mathcal{P}) \times ct(C_2, \mathcal{P}) + ct(C_6, \mathcal{P}) \times ct(C_7, \mathcal{P}) = 4$. \square

4.2 Blocking seen solutions

This approach extends the projected model counting algorithm given in [8], which has been implemented in the ASP solver CLASP [7,9]. The algorithm is originally for model enumeration, not model counting, and therefore, it suffers in

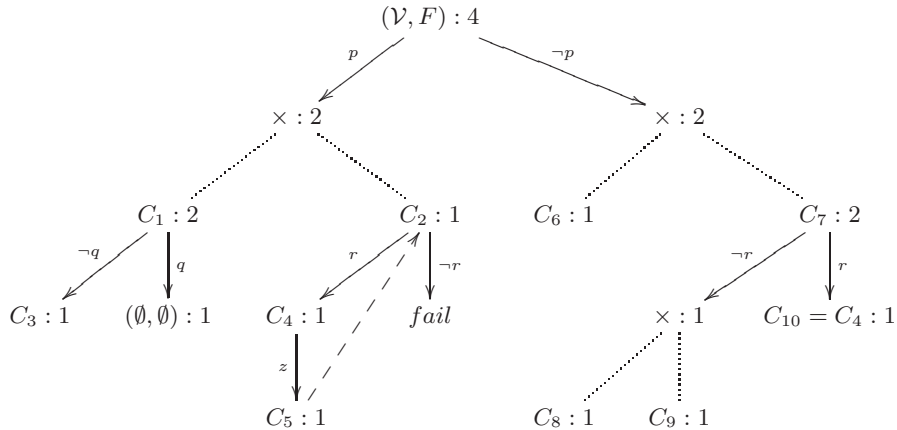


Fig. 1: A visualization of the search tree for model counting with priority variables. Nodes are marked with residual clauses and counts. Dotted edges indicate dynamic decomposition, dashed edged indicate backjumps over non-priority decisions.

instances where there are small number of cubes, but the number of extensions of these cubes to solutions is large. We present a modification of the algorithm that does not have this shortcoming. But first, let us briefly summarize the motivation behind the algorithm and its technical details.

The motivation presented in [8] is absence of any specialized algorithm in SAT (as well as ASP) for model enumeration on a projected set of variables, and the apparent flaws in the following two straight-forward approaches for model enumeration. The first is essentially the approach in 4.1 without dynamic decomposition, caching, and cube detection, i.e., to search on variables in \mathcal{P} first and check for a satisfying extension over \mathcal{N} . This interference with the search can be exponentially more expensive in the worst case, although this approach is not compared against other methods in the experiment. The second approach is to keep track of solutions that have been found and for each explored solution θ , add the *blocking clause* $\neg\theta_{\mathcal{P}}$ (this is also presented in [13], although the algorithm restarts and calls MINISAT by adding the clause each time a solution is found). In the worst case, the number of solutions can be exponential in $|\mathcal{P}|$, and this approach, as experiments confirm, can quickly blow up in space. Note that, as opposed to the learned clauses which are redundant w.r.t. the original CNF and can be removed any time during the search, the blocking clauses need to be stored permanently, and cannot be removed naively.

The algorithm of [8] runs in polynomial space and works as follows. At any given time during its execution, the search is divided into *controlled* and *free* search. The free part of the search runs as an ordinary modern DPLL-based

SAT solver would run with backjumping, conflict-analysis etc. In the controlled part of the search, the decision literals are strictly on variables in \mathcal{P} and how they are chosen is described shortly. Following the original convention, let bl represent the last level of controlled search space. Initially, it is equal to 0. Every time a solution θ (with projection $\theta_{\mathcal{P}}$) is found, the search jumps back to bl , selects a literal x from $\theta_{\mathcal{P}}$ that is unfixed (at bl), and forces it to be the next decision. It increments bl by 1, adds the blocking clause $\neg\theta_{\mathcal{P}}$ and most importantly, *couples* the blocking clause with the decision x in the sense that when we backtrack from x and try (force) $\neg x$, $\neg\theta_{\mathcal{P}}$ can be removed from memory as it is satisfied by $\neg x$. Additionally, backtracking in the controlled region is provably designed to disallow skipping over any solution. Therefore, when we try $\neg x$, all solutions under x will have been explored. Furthermore, with $\neg x$, all subsequent blocking clauses that were added will have been satisfied since all of them include $\neg x$. This steady removal of clauses ensures that the number of blocking clauses at any given time is in $O(|\mathcal{P}|)$.

We now describe how we extend the above algorithm by adding solution minimization to it. We keep a global solution count, initially set to 0. Once a solution θ is found, we generalize (minimize) the solution as shown in the procedure `shrink` Figure 2. We start constructing the new solution cube S by adding all current decisions from 1 . . . bl . Then, for each clause in the problem (C in pseudo-code) and current blocking clauses (B), we intersect it with the current assignment. If the intersection contains a literal whose variable is in \mathcal{N} or S , we skip the clause, otherwise, we add one priority literal from the intersection in S (we choose one with the highest frequency in the original CNF). After visiting all clauses, we use $\neg S$ as a blocking clause instead of the one generated by the algorithm above ($\neg\theta_{\mathcal{P}}$). Finally, we add $2^{|\mathcal{P}|-|S|}$ to the global count. The rest of the algorithm remains the same. Note that the decision literals from the controlled part of the search are necessary to add in the cube, since the algorithm in [8] assumes that once a controlled decision is retracted, all the blocking clauses that were added below it are satisfied. This could be violated by our solution minimization if we do not add controlled decisions to S .

Example 2. Consider the CNF in Example 1. Initially, the controlled search part is empty, $B = \emptyset$ and $bl = 0$ as per the original algorithm. Say CLASP finds the solution: $\{p, \neg q, x, z, r, \neg y\}$. `shrink` produces the generalized solution: $S = \{r, p\}$ by parsing the clauses $(r, z, \neg p)$ and (p, q) respectively (all other clauses can be satisfied by non-priority literals). We increment the model count by 2 ($2^{3-|S|}$), store the blocking clause $\neg S = (\neg r, \neg p)$ and increment bl by 1. Say, we pick r , due to the added blocking clause, it propagates $\neg p$, which propagates q . Say that CLASP now finds the solution $\{r, \neg p, q, \neg y, z, x\}$. In `shrink`, we start by including r in S since that is a forced decision, and then while parsing the clauses, we get $S = \{r, \neg p, q\}$. Note that if we didn't have to include the blocking clause $(\neg r, \neg p)$, then we could get away with $S = \{r, q\}$ which would be wrong since that shares the solution $\{r, q, p\}$ with the previous cube. We increment the count to 3 and cannot force any other decision, so we try the decision $\neg r$ in the controlled part. At the same time, upon backtracking, we remove all blocking clauses from B , so

```

shrink( $\theta$ )
   $S := \{\}$  % universal solution cube
  for ( $i \in 1 \dots bl$ )
     $S.add(dec(i))$  % add decision to  $S$ 
  for ( $c \in C \cup B$ )
     $f := false$ 
    for ( $l \in C$ )
      if ( $l \in \theta$ ) and ( $l \in \mathcal{N}$  or  $l \in S$ )
         $f := true$ 
      break
    if ( $f = false$ ) % if nothing makes the clause true already
      let  $p \in \theta \cap C : var(p) \in \mathcal{P}$  % pick  $p$  with highest freq.
       $S.add(p)$  % add literal to cube
   $ct := ct + 2^{|\mathcal{P}| - |S|}$ 
   $B.add(\neg S)$ 

```

Fig. 2: Pseudo-code for shrinking a solution θ of original clauses C and blocking clauses B to a solution cube S , adding its count and a blocking clause to prevent its reoccurrence.

it is now empty. Say CLASP finds the solution $\{\neg r, \neg p, q, x, \neg y, z\}$, shrink gives $S = \{\neg r, \neg p, q\}$. We increment the count to 4, and when we add $\neg S$ as a blocking clause, there are no more solutions under $\neg r$. Therefore, our final count is 4. The visualization for this example is given in Figure 3. \square

4.3 Counting models of projected d-DNNF

As mentioned in Section 2, it is possible to do model counting on d-DNNF in polynomial time (in the size of the d-DNNF), however, once we perform projection on \mathcal{P} (or *forgetting on \mathcal{N}* [5]) by replacing all literals whose variables are in \mathcal{N} with *true*, the resulting logical formula is not deterministic anymore and model counting is no longer tractable (see [5]).

In this approach, we first compute the d-DNNF of F , then project away the literals from the d-DNNF whose variables are in \mathcal{N} , convert this projected DNNF back to CNF, and then count the models of this CNF. The pseudo-code is given in Figure 4. The conversion from d-DNNF to CNF is formalized in the procedure `d2c`, which takes as its input a d-DNNF (as a list of nodes *Nodes*) and returns a CNF C . It is assumed that *Nodes* is topologically sorted, i.e., the children of all nodes appear before their parents. `d2c` maps nodes to literals in the output CNF with the dictionary *litAtNode*. It also maps introduced (Tseitin) variables to expressions that they represent in a map *litWithHash*. v represents the index of the next Tseitin variable to be created. `d2c` initializes its variables with the method `init()`. Next, it visits each node n , and checks its type. If it is a literal

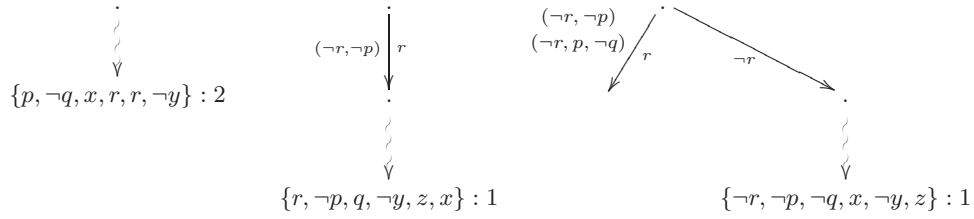


Fig. 3: A visualization of counting models via blocking solutions. The curly arcs indicate free search, ending in a solution, with an associated count. The controlled search is indicated by full arcs, and blocking clauses associated with controlled search decisions are shown on arcs.

and if it is a non-priority variable, then it is replaced with *true* (projected away), otherwise, the node is simply mapped to the literal. If n is an AND or an OR node, then we get corresponding literals of its children from the method `simplify`. We compute the hash to see if we can reuse some previous introduced variable instead of introducing a new one. If not, then we create a new variable through the method `Tseitin` which also posts the corresponding equivalence clauses in C . Finally, we post a clause that says that the literal for the root (which is the last node) should be true. The method `simplify` essentially maps all the children nodes to their literals. Furthermore, if one of the literals is *true* and the input is an OR-node, it returns a list containing a true literal. For an AND node, it filters all the true literals from the children.

The next theorem shows that the method described in this section for projected model counting is correct.

Theorem 1. $ct(C) = ct(F, \mathcal{P})$

Proof (sketch). The entire algorithm transforms the theory from F to C by producing 2 auxiliary states: the d-DNNF of F (let us call it D) and the projection of this d-DNNF (let us call this $D_{\mathcal{P}}$). By definition, F and D are logically equivalent. On the other end, notice that the models of $D_{\mathcal{P}}$ and C are in one-to-one correspondence. Although the two are not logically equivalent due to the addition of Tseitin variables, it can be shown that these variables do not introduce any extra model nor eliminate any existing model since they are simply functional definitions of variables in \mathcal{P} by construction (as a side note, the only reason for introducing these variables is to efficiently encode $D_{\mathcal{P}}$ as CNF, otherwise, C and $D_{\mathcal{P}}$ would be logically equivalent). Furthermore, we can show that the simplifications (replacing $true \vee E$ with $true$ and $true \wedge E$ with E) in the procedure `simplify`, and reusing Tseitin variables (through hashing) also do not affect the bijection. This just leaves us with the task of establishing bijection between the models of D and $D_{\mathcal{P}}$, which, fortunately, has already been done in [4]. Theorem 9 in the paper says that replacing non-priority literals with true

```

d2c(Nodes)
init()
for (n ∈ Nodes)
  if (n is a literal l)
    if (var(l) ∈ N)
      litAtNode[n] := true
    else litAtNode[n] := l
  elif (n = op(c1, ..., ck))
    (l1, ..., lj) := simplify(n)
    if (j = 1)
      litAtNode[n] := l1
    else
      h := hash(op, (l1, ..., lj))
      if (litWithHash.containsKey(h))
        litAtNode[n] := litWithHash[h]
      else
        v' := Tsetin(op, (l1, ..., lj))
        litAtNode[n] := v'
        litWithHash[h] := v'
  C.add({litAtNode[Nodes.last()]})
return C

init()
C = (), litAtNode = {}, litWithHash = {}
v := |V|

simplify(op(c1, ..., ck))
L = ()
for (c ∈ c1, ..., ck)
  if (litAtNode[c] = true)
    if (op = OR) return (true)
  else
    L.add(litAtNode[c])
return L

Tsetin(op, (l1, ..., lj))
Add clauses v ⇔ op(l1, ..., lj) in C
v := v + 1
return v - 1

```

Fig. 4: Pseudo-code for projected model counting via counting models of CNF encoding of projected DNNF.

literals in a d-DNNF is a proper projection operation, and Lemma 3 establishes logical equivalence between D and $D_{\mathcal{P}}$ modulo variables in \mathcal{P} .

Example 3. Consider the formula F with priority variables p, q and non-priority variables x, y, z :

$$(\neg x, p), (q, \neg x, y), (\neg p, \neg y, \neg z, q), (x, q), (\neg q, p)$$

The projected model count is 2 ((p, q) and $(p, \neg q)$).

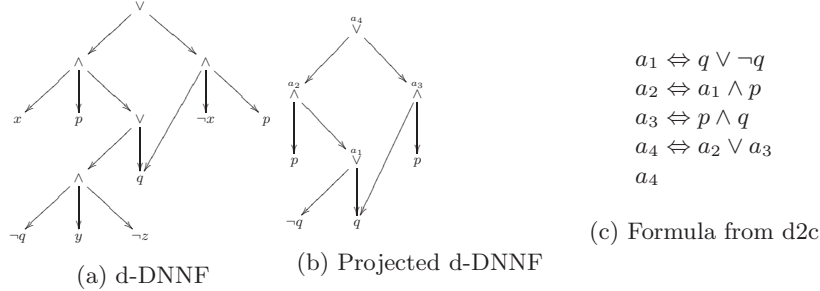


Fig. 5: Example of application of d2c

Figure 5 shows the initial d-DNNF (5a), the DNNF obtained by replacing all non-priority literals by *true* and simplifying (5b) and the d2c translation of the projected DNNF (5c). Notice that if we perform model counting naively on

the projected DNNF, we get a count of 3 since we double count the model (p, q) . The satisfaction probability is:

$$\left(\frac{1}{2} + \frac{1}{2}\right) \times \frac{1}{2} + \left(\frac{1}{2} \times \frac{1}{2}\right) = \frac{3}{4}$$

From satisfaction probability, we get the wrong model count $2^2 \times \frac{3}{4} = 3$. However, if we count the models of the translated formula in (5c), we get the correct count of 2. \square

5 Experiments

We compare the following solvers on various benchmarks: CLASP in its projection mode (CLASP), our extension of clasp with cube minimization ($\#$ CLASP), model counting with searching on priority variables first (DSHARP_P), and counting models of projected DNNF (D2C). In each row of the following tables, $|\mathcal{P}|$ is the number of priority variables. T and D represent the execution time and number of decisions taken by the solver. R is a parameter to gauge the quality of cubes computed by $\#$ CLASP, the higher it is, the better. It is equal to $\log_2\left(\frac{\#sols}{\#cubes}\right)$. A value of 0 indicates that all solution cubes computed have size 1, while the maximum value is equal to the number of priority variables, which is the unique case when there is only one cube and every assignments to priority variables is a solution. R essentially quantifies the advantage over enumeration, the less constrained a problem is, and the more general the cubes are, the higher the advantage. S is the size (in bytes) of the CNF computed by D2C that is subsequently given to the solver SHARPSAT for model counting. The timeout for all experiments is 10 minutes. All times are shown in seconds. The experiments were run on NICTA’s HPC cluster. ¹

5.1 Uniform random 3-SAT and Boolean circuits

Table 1 shows the results from uniform random 3-SAT and random Boolean circuits. In this table, for each problem instance, we show how the solvers perform as we increase the number of priority variables. A “...” after a row means that every solver either ran out of time or memory for all subsequent number of priority variables until the next one shown. For each instance, a row is added that provides the following information about it: name, number of solutions as reported by DSHARP, number of variables and clauses and time and decisions taken by DSHARP. Note that this time should be added to the time of D2C in order to get the actual time of D2C approach.

Let us look at the results form uniform random 3-SAT. All instances have 100 variables, and the number of clauses is varied. We try clause-to-variable ratios of 1, 1.5, 2, 3 and 4. Note that for model counting, the difficulty peaks at the ratio

¹ All benchmarks and solvers are available at: <http://people.eng.unimelb.edu.au/pstuckey/countexists>

of approximately 1.5 [12]. For the first 3 instances, #CLASP is the clear winner while CLASP also does well, DSHARP_P lags behind both, and D2C does not even work since the original instance cannot be solved by DSHARP. For #CLASP, as we increase the number of clauses, the cube quality decreases due to the problem becoming more constrained and cube minimization becoming less effective. For 300 clauses, we see a significant factor coming into play for DSHARP_P. The original instance is solved by DSHARP. As we increase the number of priority variables until nearly the middle, the performance of DSHARP_P degrades, but after 50 priority variables, it starts getting better. This is because the degradation due to searching on priority variables first becomes less significant and the search starts working more naturally in its VSADS mode [17]. D2C also solves two rows in this instance but is still largely crippled as compared to other solvers. Finally, with 400 clauses, we are well past the peak difficulty and the number of models is small enough to be enumerated efficiently by CLASP. All solvers finish all rows of this instance in less than .15 seconds. We tried the same ratios for 200 and 300 variables. For 200 variables, we saw the same trend, although the problem overall becomes harder and the number of solved rows decreases. For 300 variables, the problem becomes significantly harder to be considered a suitable benchmark.

The Boolean circuits are generated with n variables as follows: we keep a set initialized with the n original variables, then as long as the set is not a singleton, we randomly pick an operator o (AND, OR, NOT), remove random operands V from the set, create a new variable v and post the constraints $v \leftrightarrow o(V)$ and put v back in the set. The process is repeated c times. In the table, we show the results where n is 30, and c is 1,5,10. Note that a higher value of c means that the problem is more constrained. Overall, for all instances, DSHARP_P is the superior approach, followed by CLASP; and D2C is better than #CLASP in $c = 1$ but the converse is true for higher values of c . All solvers find $c = 5$ to be the most difficult instance. We saw similar trends for different values of n that have appropriate hardness with same values of c .

P	#	CLASP		#CLASP			DSHARP_P		D2C		
		T	D	T	D	R	T	D	T	D	S
UF #=- V =100 C =100 T=- D=-											
5	32	0	2271	0	291	3.00	.04	1150	—	—	—
10	1024	.01	71309	0	533	7.19	.99	35927	—	—	—
15	32768	.40	2023146	0	1888	10.30	7.92	370034	—	—	—
25	2.7e+07	345.57	1.4e+09	0	10584	17.36	—	—	—	—	—
35	1.8e+10	—	—	.02	62016	24.32	—	—	—	—	—
50	1.9e+14	—	—	107.75	7.1e+07	27.04	—	—	—	—	—
...											
UF #=- V =100 C =150 T=- D=-											
5	32	0	1937	0	247	3.00	.03	1286	—	—	—
10	1024	.02	54077	.01	2933	4.19	.68	27142	—	—	—
15	32768	.42	1767073	0	2101	9.96	31.63	1057551	—	—	—
25	2.1e+07	270.91	8.7e+08	.34	393130	11.25	—	—	—	—	—
35	2.8e+09	—	—	24.98	1.5e+07	12.84	—	—	—	—	—
...											

		UF #=- V =100 C =200 T=- D=-									
5	32	0	1354	0	259	2.42	.04	1304	—	—	—
10	1024	.01	47771	0	1370	5.25	1.12	37596	—	—	—
15	30712	.43	1408296	0	4659	8.29	37.07	874826	—	—	—
25	1.8e+07	218.20	6.4e+08	1.69	1801261	8.54	—	—	—	—	—
...											

		UF #=-2.603e+11 V =100 C =300 T=31.44 D=571163									
5	32	0	986	0	646	0.75	.05	671	40.92	31	865K
10	970	.02	25441	.02	11450	1.20	2.07	14146	102.63	969	1.6M
15	12990	.22	290973	.11	61663	2.30	12.74	144211	—	—	6.7M
25	226117	3.84	3432170	1.66	464908	3.21	57.57	808670	—	—	15M
35	5126190	49.02	6.6e+07	15.65	3367386	4.67	161.67	2834211	—	—	38M
50	—	—	—	—	—	—	—	—	—	—	61M
65	1.6e+09	—	—	—	—	—	70.80	1552565	—	—	89M
75	2.0e+10	—	—	—	—	—	70.74	1330586	—	—	104M
85	2.9e+10	—	—	—	—	—	50.18	780597	—	—	113M
100	2.6e+11	—	—	—	—	—	28.62	571163	—	—	134M

		UF #=-45868 V =100 C =400 T=.05 D=244									
5	7	0	1078	0	907	0.49	.08	219	.01	6	549
10	25	0	1308	0	1103	0.94	.14	322	.01	17	1.3K
15	32	0	1582	0	1242	1.09	.12	376	.01	21	3.1K
25	105	.01	2242	0	1290	2.32	.09	373	.01	34	3.4K
35	246	.01	3068	0	1338	2.52	.06	363	.01	107	8.6K
50	952	.01	6737	.01	2241	3.24	.05	361	.02	202	14K
65	3417	.01	16388	.01	2889	4.41	.05	262	.09	321	21K
75	7964	.04	26979	.02	2845	5.32	.05	250	.04	426	22K
85	13274	.04	36445	.02	3993	5.18	.05	237	.06	563	26K
100	45868	.11	46623	.03	4639	6.74	.04	244	.07	688	31K

		n=30 c=1 #=-9.657e+08 V =99 C =167 T=0 D=111									
5	16	0	409	0	292	0.54	0	113	.01	4	1.1K
9	160	0	3418	0	1184	1.54	0	143	0	8	1.2K
14	552	0	9305	0	5030	1.00	0	82	.01	22	3.8K
24	248960	1.16	2718019	1.49	833682	2.07	0	130	.01	169	6.1K
34	1621760	6.13	1.2e+07	6.45	1999088	3.13	.01	111	.05	656	9.7K
49	3.9e+07	104.26	1.9e+08	353.25	1.4e+07	4.78	.01	162	.10	1393	14K
64	1.5e+08	394.21	4.6e+08	—	—	—	0	129	.18	2143	18K
74	4.4e+08	—	—	—	—	—	.01	108	.21	2982	20K
84	7.2e+08	—	—	—	—	—	0	99	.20	2624	24K
99	9.7e+08	—	—	—	—	—	.01	111	.20	2517	27K

		n=30 c=5 #=-9.426e+07 V =389 C =867 T=288.45 D=1036363									
19	12192	.16	155331	.75	146058	0.00	16.48	120619	—	—	5.8M
38	208716	2.57	1882991	15.23	1985136	0.00	95.37	834705	—	—	47M
58	1.2e+07	93.69	3.7e+07	—	—	—	—	—	—	—	100M
97	3.3e+07	248.76	6.9e+07	—	—	—	427.85	1509308	—	—	171M
136	6.1e+07	428.89	9.1e+07	—	—	—	—	—	—	—	252M
...											
291	9.3e+07	—	—	—	—	—	300.78	985065	—	—	574M
330	9.4e+07	—	—	—	—	—	299.02	1074927	—	—	672M
389	9.4e+07	—	—	—	—	—	308.84	1036363	—	—	783M

		n=30 c=10 #=-5066 V =766 C =1771 T=.32 D=1400									
38	282	.01	1196	.03	1797	0.00	.31	1412	.08	256	36K
76	1618	.02	3479	.12	5434	0.00	.40	1600	.81	2046	137K
114	2581	.03	4984	.21	7953	0.00	.52	1787	1.69	3702	173K
191	4948	.05	5558	.52	12243	0.00	.54	1904	4.98	7519	330K
268	5066	.07	5458	.63	12235	0.00	.38	1784	6.69	10508	478K
383	5066	.09	5513	.85	12356	0.00	.69	1975	9.27	12528	698K
497	5066	.08	5253	1.47	12471	0.00	.39	1680	12.46	11818	1.1M

574	5066	.11	5211	1.68	12358	0.00	.52	1616	14.85	11911	1.1M
651	5066	.09	5500	1.21	12546	0.00	.36	1500	13.42	11807	1.4M
766	5066	.09	5072	2.06	12389	0.00	.33	1400	21.61	11644	1.6M

Table 1: Results from random uniform 3-SAT and Boolean circuits

5.2 Planning

Table 2 summarizes performance of different projected model counting algorithms on checking robustness of partially ordered plans to initial conditions. We take five planning benchmarks: depots, driver, rovers, logistics, and storage. For each benchmark, we have two variants, one with the goal state fixed and one where the goal is relaxed to be any viable goal (shown with a capital A in the table representing *any* goal). For the two variants, the priority variables are defined such that by doing projected model counting, we count the following. For the first problem, we count the number of initial states the given plan can achieve the given goal from. For the second problem, we count the number of initial states plus all goal configurations that the given plan works for. Each row in the table represents the summary of 10 instances of same size. The first 3 columns show the instance parameters. For each solver, \checkmark shows how many instance the solver was able to finish within time and memory limits. All other solver parameters are averages over finished instances. Another difference from the previous table is that we have added the execution time of DSHARP in D2C and DSHARP time is shown in parenthesis. There was no case in which only DSHARP finished and the remaining steps of D2C did not finish.

Overall, DSHARP_P solves the most instances (42), followed by #CLASP (41), D2C (34), and finally CLASP which solves only 4 instances from the storage benchmark, and otherwise suffers due to the inability to detect cubes. DSHARP_P and D2C only fail on all instances in 2 benchmarks while #CLASP fails in 4, so they are more robust in that sense. For D2C, the running time is largely taken by producing the d-DNNF and the second round of model counting is relatively cheaper. The cube quality of #CLASP is quite significant for all instances that it solves.

Instance Name	\mathcal{V}			\checkmark	CLASP			#CLASP			DSHARP_P			D2C			
	\mathcal{C}	\mathcal{P}	\checkmark		T	D	\checkmark	T	D	R	\checkmark	T	D	\checkmark	T	D	S
depotsA	9402	211901	224	0	—	—	0	—	—	—	1	24.82	92206	1	8.34 (6.98)	1813	154K
depots	9211	211796	111.8	0	—	—	2	4.16	4.43e+6	31.54	1	24.74	91909	1	7.71 (6.67)	1642	149K
driverA	2068	12798	135	0	—	—	0	—	—	—	5	36.01	27104.8	3	164.73 (161.42)	68.33	150.5K
driver	1999	12700	68	0	—	—	10	0.31	1.23e+5	51.7	5	15.8	1.45e+4	3	118.67 (116.00)	29.3	109K
logisticsA	18972	324568	447	0	—	—	0	—	—	—	0	—	—	0	—	—	—
logistics	18702	324352	224	0	—	—	6	33.52	1.81e6	165.09	0	—	—	0	—	—	—
roversA	3988	27634	209	0	—	—	0	—	—	—	5	69.92	51965	3	1.11 (1.06)	53.33	5.37K
rovers	3851	27535	104	0	—	—	10	0.30	36769.7	88.16	5	76.26	52245.4	3	1.04 (1.01)	12.67	3.4K
storageA	915	3465	93	1	454.2	2.5e9	3	43.81	3.89e7	18.01	10	49.04	47112.50	9	103.35 (78.60)	1964.2	440.21K
storage	851	3420	47	3	15.05	7.87e7	10	0.05	30686	30.47	10	15.48	12444	9	57.1 (53.46)	625.67	254.58K

Table 2: Results from robustness of partially ordered plans to initial conditions.

6 Related Work and Conclusion

The area of Boolean Quantifier Elimination (BQE) seems closely related to projected model counting. Although the goal in BQE is to produce a non-priority variables free representation (usually CNF), some algorithms can also be adapted for projected model counting. Of particular interest are techniques in [3] and [11]. The algorithm of [3] finds cubes in decreasing (increasing) order of cube size (number of literals in cube). While this approach does not require cube minimization, it does not run in polynomial space, and if a problem only has large cubes, then significant time might be wasted searching for smaller ones. The second interesting approach, with promising results, is given in [11], which uses a DPLL-style search and also decomposes the program at each step like the approach described in 4.1. A good direction for future work is to investigate how well these techniques lend themselves to projected model counting and whether there is any room for integration with the ideas presented in this paper.

In this paper we compare four algorithms for projected model counting. We see that each algorithm can be superior in appropriate circumstances:

- When the number of solutions is small then CLASP [8] is usually the best.
- When the number of solution cubes is much smaller than solutions, and there is not much scope for component caching, then #CLASP is the best.
- When component caching and dynamic decomposition are useful then DSHARP_P is the best.
- Although D2C is competitive, it rarely outperforms both #CLASP and DSHARP_P.

Having said that, D2C approach has another important aspect besides projected model counting. It is a method to perform projection on a d-DNNF without losing determinism. This can be done by computing the d-DNNF of the CNF produced by the d2c procedure (instead of model counting), and then simply forgetting the Tseitin variables (replacing with *true*). It can be shown that this operation preserves determinism. Furthermore, our experiments show that the last model counting step takes comparable time to computing the first d-DNNF in most cases (and in many cases, takes significantly less time), which means that the approach is an efficient way of performing projection on a d-DNNF.

While we use d-DNNF for D2C approach, it is possible to use other, less succinct, languages like Ordered Binary Decision Diagrams (OBDDs). We leave the comparison with other possible knowledge compilation-based approaches for projected model counting as future work.

As the problem of projected model counting is not heavily explored, there is significant scope for improving algorithms for it. A simple improvement would be to portfolio approach to solving the problem, combining all four of the algorithms, to get something close to the best of each of them.

References

1. Bacchus, F., Dalmao, S., Pitassi, T.: DPLL with Caching: A new algorithm for #SAT and Bayesian Inference. *Electronic Colloquium on Computational Complexity (ECCC)* 10(003) (2003)
2. Bacchus, F., Dalmao, S., Pitassi, T.: Solving #SAT and Bayesian Inference with Backtracking Search. *Journal of Artificial Intelligence Research (JAIR)* 34, 391–442 (2009)
3. Brauer, J., King, A., Kriener, J.: Existential quantification as incremental sat. In: Gopalakrishnan, G., Qadeer, S. (eds.) *Computer Aided Verification, Lecture Notes in Computer Science*, vol. 6806, pp. 191–207. Springer Berlin Heidelberg (2011)
4. Darwiche, A.: Decomposable negation normal form. *J. ACM* 48(4), 608–647 (2001)
5. Darwiche, A., Marquis, P.: A knowledge compilation map. *Journal of Artificial Intelligence Research (JAIR)* 17, 229–264 (2002)
6. Davis, M., Logemann, G., Loveland, D.: A machine program for theorem proving. *Communications of the ACM* 5(7), 394–397 (1962)
7. Gebser, M., Kaufmann, B., Neumann, A., Schaub, T.: Conflict-driven answer set solving. In: *Proceedings of the 20th International Joint Conference on Artificial Intelligence*. p. 386. MIT Press (January 2007)
8. Gebser, M., Kaufmann, B., Schaub, T.: Solution enumeration for projected boolean search problems. In: *Integration of AI and OR Techniques in Constraint Programming for Combinatorial Optimization Problems, 6th International Conference, CPAIOR 2009, Pittsburgh, PA, USA, May 27-31, 2009, Proceedings*. pp. 71–86 (2009)
9. Gebser, M., Kaufmann, B., Schaub, T.: Conflict-driven answer set solving: From theory to practice. *Artificial Intelligence* 187, 52–89 (2012)
10. Ginsberg, M.L., Parkes, A.J., Roy, A.: Supermodels and robustness. In: *Proceedings of the Fifteenth National Conference on Artificial Intelligence and Tenth Innovative Applications of Artificial Intelligence Conference, AAAI 98, IAAI 98, July 26-30, 1998, Madison, Wisconsin, USA*. pp. 334–339 (1998)
11. Goldberg, E., Manolios, P.: Quantifier elimination by dependency sequents. In: *Formal Methods in Computer-Aided Design (FMCAD)*, 2012. pp. 34–43 (Oct 2012)
12. Gomes, C.P., Sabharwal, A., Selman, B.: Model counting (2008)
13. Klebanov, V., Manthey, N., Muise, C.: Sat-based analysis and quantification of information flow in programs. In: *Proceedings of the 10th International Conference on Quantitative Evaluation of Systems*. pp. 177–192. QEST’13, Springer-Verlag, Berlin, Heidelberg (2013)
14. Moskewicz, M.W., Madigan, C.F., Zhao, Y., Zhang, L., Malik, S.: Chaff: Engineering an Efficient SAT Solver. In: *Proceedings of the 38th Design Automation Conference*. pp. 530–535. ACM (2001)
15. Palacios, H., Bonet, B., Darwiche, A., Geffner, H.: Pruning conformant plans by counting models on compiled d-dnnf representations. In: *Proceedings of the Fifteenth International Conference on Automated Planning and Scheduling (ICAPS 2005)*, June 5-10 2005, Monterey, California, USA. pp. 141–150 (2005)
16. Sang, T., Bacchus, F., Beame, P., Kautz, H.A., Pitassi, T.: Combining component caching and clause learning for effective model counting. In: *Proceedings of the 7th International Conference on Theory and Applications of Satisfiability Testing (SAT-2004)* (2004)
17. Sang, T., Beame, P., Kautz, H.A.: Heuristics for fast exact model counting. In: *Theory and Applications of Satisfiability Testing, 8th International Conference, SAT 2005, St. Andrews, UK, June 19-23, 2005, Proceedings*. pp. 226–240 (2005)

18. Thurley, M.: sharpSAT - Counting Models with Advanced Component Caching and Implicit BCP. In: SAT. pp. 424–429 (2006)
19. Zengler, C., Kchlin, W.: Boolean quantifier elimination for automotive configuration a case study. In: Pecheur, C., Dierkes, M. (eds.) Formal Methods for Industrial Critical Systems, Lecture Notes in Computer Science, vol. 8187, pp. 48–62. Springer Berlin Heidelberg (2013)