

Numerical irreducible decomposition of multiprojective varieties

Jonathan D. Hauenstein*

Jose Israel Rodriguez†

Abstract

In the field of numerical algebraic geometry, positive-dimensional solution sets of systems of polynomial equations are described by witness sets. In this paper, we define multiprojective witness sets which will encode the multidegree information of an irreducible multiprojective variety. Furthermore, we generalize the regeneration solving procedure, a trace test, and numerical irreducible decomposition to the multiprojective case. Examples are included to demonstrate this new approach.

1 Introduction

Numerical algebraic geometry contains algorithms for computing and studying solution sets, called *varieties*, of systems of polynomial equations. Depending on the structure of the equations, we can view the variety as either affine or projective. Witness sets are the numerical algebraic geometric description of affine and projective varieties. If a variety is irreducible, its dimension and degree can be recovered directly from a witness set. When the variety is reducible, one can compute witness sets for each of the irreducible components thereby producing a numerical irreducible decomposition of the variety.

We will consider multiprojective varieties, which are defined by a polynomial system consisting of multihomogeneous polynomials. Multiprojective varieties naturally arise in many applications including kinematics [26], likelihood geometry [11, 16], and identifiability in tensor decomposition [10]. In fact, multihomogeneous homotopies [18] in numerical algebraic geometry developed from observing bihomogeneous structure of the inverse kinematics problem for 6R robots [26].

We define a multiprojective witness set, which is a numerical description of a multiprojective variety. When the multiprojective variety is irreducible, a multiprojective witness set will allow us to determine the multidegree of the variety. When the multiprojective variety is reducible, we show how to compute a numerical irreducible decomposition via a multiprojective regeneration algorithm.

The rest of the paper is structured as follows. In Section 2, we recall the definition of a witness set. In addition, this section contains our first main contribution: the definition of Segre-Veronese witness sets and multiprojective witness sets. Section 3 summarizes homotopy continuation and describes how

*Department of Applied and Computational Mathematics and Statistics, University of Notre Dame, Notre Dame, IN 46556 (hauenstein@nd.edu, www.nd.edu/~jhauenst). This author was supported in part by DARPA Young Faculty Award (YFA), NSF grant ACI-1460032, and Sloan Research Fellowship.

†Department of Applied and Computational Mathematics and Statistics, University of Notre Dame, Notre Dame, IN 46556 (jo.ro@nd.edu, www.nd.edu/~jrodri18). This author was supported in part by NSF Postdoctoral Fellowship.

to partition the degree. Section 4 contains our second main contribution: a trace test for multiprojective varieties. This new trace test is applied to two examples in Section 5. Section 6 develops a membership test using multiprojective witness sets. Section 7 discusses the cultivation procedure which is used during regeneration and multiregeneration. Section 8 contains our third main contribution: a generalization of the regeneration algorithm to compute multiprojective witness sets. Finally, Section 9 includes comparisons of our new multiregeneration technique to the classic regeneration technique.

We conclude this introduction with some illustrative examples. We use these examples to introduce notation for multidegrees and general linear spaces.

1.1 Preliminaries

The following introduces notation for general linear spaces. We are motivated by the following example.

Example 1. Suppose \mathcal{V} is a generically reduced biprojective variety in $\mathbb{P}^1 \times \mathbb{P}^1$ which is purely one-dimensional, i.e., each irreducible component of \mathcal{V} has dimension $c = 1$. Let $([x_0, x_1], [y_0, y_1]) \in \mathbb{P}^1 \times \mathbb{P}^1$ denote the coordinates. If we intersect \mathcal{V} with a general linear space of codimension c , the resulting variety consists of finitely many points. There are two types of codimension 1 linear spaces of $\mathbb{P}^1 \times \mathbb{P}^1$. The first type of linear space is a point in \mathbb{P}^1 crossed with \mathbb{P}^1 defined by the vanishing of a linear polynomial of the form $\square x_0 + \square x_1$ where \square denotes a general complex number. The second type of linear space is of the form \mathbb{P}^1 crossed with a point in \mathbb{P}^1 defined by the vanishing of a linear polynomial of the form $\square y_0 + \square y_1$.

In this example and throughout this manuscript, we need to distinguish between various linear spaces. To that end, consider a product of projective spaces $\mathbb{P}^{n_1} \times \cdots \times \mathbb{P}^{n_k}$, with coordinates $(x, y, \dots, z) \in \mathbb{P}^{n_1} \times \cdots \times \mathbb{P}^{n_k}$. We write $[x], [y], \dots, [z]$ to denote a general codimension 1 linear space defined by $\square x_0 + \cdots + \square x_{n_1} = 0, \square y_0 + \cdots + \square y_{n_2} = 0, \dots, \square z_0 + \cdots + \square z_{n_k} = 0$, respectively.

A product of brackets will denote intersections. For example, $[x][y]$ denotes a general codimension 2 linear space defined by $\square x_0 + \cdots + \square x_{n_1} = \square y_0 + \cdots + \square y_{n_2} = 0$.

To represent unions, we will multiply inside of the brackets. For example, $[x^2]$ denote the union of two general codimension 1 linear spaces, which is defined by $(\square x_0 + \cdots + \square x_{n_1})(\square x_0 + \cdots + \square x_{n_1}) = 0$. Similarly, the linear space $[xy]$ is defined by $(\square x_0 + \cdots + \square x_{n_1})(\square y_0 + \cdots + \square y_{n_2}) = 0$.

Now that we have established a convenient notation for denoting general linear spaces and general unions of linear spaces, we want a convenient notation for denoting the degree of the intersection of a pure-dimensional multiprojective variety \mathcal{V} a generic linear space of complimentary codimension. By *complimentary codimension*, we mean the codimension of the linear space is equal to the dimension of \mathcal{V} . This intersection defines a zero-dimensional scheme, whose degree we define as the degree of \mathcal{V} with respect to the linear space. For example, if each irreducible component of \mathcal{V} is generically reduced, that is, multiplicity one, then this degree is simply the number of points in the intersection. For example, if α is the degree of the intersection of \mathcal{V} with $[x]$, we will write this as $\alpha[\mathbf{x}]$. Similarly, $\beta[\mathbf{xy}]$ denotes the degree of the intersection of \mathcal{V} with $[xy]$.

We will use multiindex notation with respect to unions, intersections, and degrees. For example, if $\mathbf{e} = (e_1, \dots, e_k) \in \mathbb{Z}_{\geq 0}^k$ and $|\mathbf{e}| = e_1 + \cdots + e_k$, $[x]^{\mathbf{e}}$ denotes a codimension $|\mathbf{e}|$ general linear space

arising from the intersection of e_i general linear slices in \mathbb{P}^{n_i} . If $\alpha_{\mathbf{e}}$ is the degree of $\mathcal{V} \cap [x]^{\mathbf{e}}$, then $\alpha_{\mathbf{e}}[\mathbf{x}]^{\mathbf{e}}$ is the $[\mathbf{x}]^{\mathbf{e}}$ degree of \mathcal{V} . We let $\mathbf{1}$ denote the vector $(1, 1, \dots, 1)$.

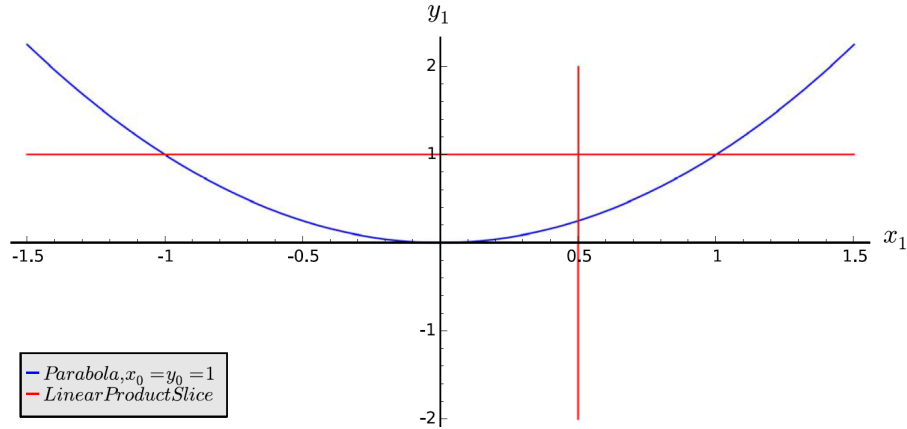
With this notation, we are ready to define the multidegree of a multiprojective variety.

Definition 2. Suppose that \mathcal{V} is a pure c -dimensional multiprojective variety in $\mathbb{P}^{n_1} \times \dots \times \mathbb{P}^{n_k}$. Let \mathcal{I} denote the set of \mathbf{e} such that $c = |\mathbf{e}|$ with $0 \leq e_i \leq n_i$. Then, the *multidegree* of \mathcal{V} is the formal sum

$$\text{multiDeg } \mathcal{V} := \sum_{\mathbf{e} \in \mathcal{I}} \alpha_{\mathbf{e}} [\mathbf{x}]^{\mathbf{e}} \text{ where } \alpha_{\mathbf{e}} := \deg(\mathcal{V} \cap [x]^{\mathbf{e}}).$$

Example 3. As an illustrative example, let \mathcal{V} be the irreducible biprojective curve in $\mathbb{P}^1 \times \mathbb{P}^1$ with coordinates $([x_0, x_1], [y_0, y_1]) \in \mathbb{P}^1 \times \mathbb{P}^1$ defined by the vanishing of the bihomogeneous polynomial $F = y_0 x_1^2 - x_0^2 y_1$. The multidegree of \mathcal{V} is $1[\mathbf{x}] + 2[\mathbf{y}]$ since the degree of $\mathcal{V} \cap [x]$ and $\mathcal{V} \cap [y]$ is 1 and 2, respectively.

Figure 1: The parabola (blue) intersects the $[xy]$ -slice (red) at three points. The figure is restricted to the affine chart given by $x_0 = 1, y_0 = 1$.



We summarize the above along with another degree for \mathcal{V} in the following table and Figure 1.

Degree	\mathcal{L}	\mathcal{L} 's Equations
$1[\mathbf{x}]$	$[x]$	$\square x_0 + \square x_1 = 0$
$2[\mathbf{y}]$	$[y]$	$\square y_0 + \square y_1 = 0$
$3[\mathbf{xy}]$	$[xy]$	$(\square x_0 + \square x_1)(\square y_0 + \square y_1) = 0$

In fact, since \mathcal{V} is a hypersurface defined by F , the multidegree of \mathcal{V} is $\deg_y(F)[\mathbf{x}] + \deg_x(F)[\mathbf{y}]$. Our convention arises from a geometric interpretation based on slicing. This is the “reciprocal” of the algebraic convention, i.e., we could formally write the multidegree using an algebraic convention as

$\deg_x(F)[\mathbf{x}]^{-1} + \deg_y(F)[\mathbf{y}]^{-1}$ which, upon clearing denominators (by $[\mathbf{x}]^{(n_1, \dots, n_k)}$ in general), is the geometric convention of $\deg_x(F)[\mathbf{y}] + \deg_y(F)[\mathbf{x}]$. The multidegree function in Macaulay2 [7] follows an algebraic convention.

We described the multidegree of a multiprojective variety which used $[-]$ bracket notation to denote general linear spaces. In the next section, we will define multiprojective witness sets.

2 Witness sets

2.1 Classic and multiprojective witness sets

One key aspect of a witness set, and also for the soon to be defined multiprojective witness set, is that we only require polynomials which define the variety \mathcal{V} , but not necessarily generate the ideal of \mathcal{V} . That is, a polynomial system F is a *witness system* for \mathcal{V} if each irreducible component of \mathcal{V} is an irreducible component of the solution set of $F = 0$.

Definition 4. For a pure c -dimensional variety $\mathcal{V} \subset \mathbb{P}^n$ with coordinates $x \in \mathbb{P}^n$, a *witness set* for \mathcal{V} , denoted by W , is a data structure consisting of three pieces of information: $\{F, \mathcal{L}, \mathcal{V} \cap \mathcal{L}\}$. The first piece of information is a witness system F for \mathcal{V} denoted by $\text{System}(W) := F$. The second piece is a general linear space $\mathcal{L} = [x]^c$ of codimension c denoted by $\text{Slice}(W) := \mathcal{L}$. The third piece is the set of points in the intersection of \mathcal{V} with \mathcal{L} denoted by $\text{Points}(W) := \mathcal{V} \cap \mathcal{L}$.

A witness set for a variety which is not pure-dimensional is a formal union of witness sets for its pure-dimensional components.

Example 5. [Classic] Consider the variety $\mathcal{V} \subset \mathbb{P}^2$ defined by the vanishing of $f = x_0^2 - x_1^2 - x_2^2$. For presentation, we take $\mathcal{L} \subset \mathbb{P}^2$ to be the sufficiently general linear space defined by $x_0 - x_1 - 3x_2 = 0$. The two points in the intersection $\mathcal{V} \cap \mathcal{L}$ are $w_1 = [1 : 1 : 0]$ and $w_2 = [1 : -4/5 : 3/5]$, so a witness set for \mathcal{V} is $\{f, \mathcal{L}, \{w_1, w_2\}\}$.

Example 6. [Reducible] Consider the variety $\mathcal{X} \subset \mathbb{P}^2$ defined by the vanishing of $F = x_1(x_0^2 - x_1^2 - x_2^2)$, which has two irreducible components: \mathcal{V} as in Ex. 5 and \mathcal{Z} defined by $x_1 = 0$. Let \mathcal{L} be as in Ex. 5 with $\{w_1, w_2\} = \mathcal{V} \cap \mathcal{L}$ and $\{w_3\} = \mathcal{Z} \cap \mathcal{L}$ where $w_3 = [1 : 0 : 1/3]$. Then, a witness set for \mathcal{X} is $W = \{F, \mathcal{L}, \{w_1, w_2, w_3\}\}$. Moreover, $W_1 = \{F, \mathcal{L}, \{w_1, w_2\}\}$ and $W_2 = \{F, \mathcal{L}, \{w_3\}\}$ are witness sets for \mathcal{V} and \mathcal{Z} respectively. The *decomposition* step of computing a *numerical irreducible decomposition* is to determine witness sets W_1 and W_2 from the witness set W .

Example 7. [Different dimensions] Consider $\mathcal{Y} \subset \mathbb{P}^4$ defined by $F = \{x_2(x_0^2 - x_1^2 - x_4^2), x_2(x_1 - x_3)\}$, which consists of a component of codimension 1, say \mathcal{V}_1 , of degree 1 and a component of codimension 2, say \mathcal{V}_2 , of degree 2. If \mathcal{L}_i is a general linear space of dimension i for $i = 1, 2$ with $\{w_1\} = \mathcal{V}_1 \cap \mathcal{L}_1$ and $\{w_2, w_3\} = \mathcal{V}_2 \cap \mathcal{L}_2$, then $W_1 = \{F, \mathcal{L}_1, \{w_1\}\}$ and $W_2 = \{F, \mathcal{L}_2, \{w_2, w_3\}\}$ are witness sets for \mathcal{V}_1 and \mathcal{V}_2 , respectively. The formal union $W_1 \sqcup W_2$ is a witness set for \mathcal{Y} , which is not pure-dimensional.

Remark 8. In our definition of a witness set, the third piece of information is a *set* of points. This set contains no information about multiplicity that is necessary for describing generically nonreduced components, i.e., components with multiplicity greater than one. One can attach the local multiplicity structure in the form of a Macaulay dual basis, e.g., [6, 8, 9], to the points. Additionally, one can employ deflation methods, e.g., [14, 17], to perform computations on generically nonreduced components.

For multiprojective varieties, we start with an example before defining a multiprojective witness set.

Example 9. [Basic] Consider the variety $\mathcal{V} \subset \mathbb{P}^1 \times \mathbb{P}^1$ defined by F as in Ex. 3 with multidegree $1[\mathbf{x}] + 2[\mathbf{y}]$. If we take $\mathcal{L}_1 = [x]$, then we have a witness set $W_1 = \{F, \mathcal{L}_1, \mathcal{V} \cap \mathcal{L}_1\}$ where $|\mathcal{V} \cap \mathcal{L}_1| = 1$. Similarly, if we take $\mathcal{L}_2 = [y]$, then we have a witness set $W_2 = \{F, \mathcal{L}_2, \mathcal{V} \cap \mathcal{L}_2\}$ where $|\mathcal{V} \cap \mathcal{L}_2| = 2$. The formal union $W_1 \sqcup W_2$ will be defined as a multiprojective witness set for \mathcal{V} .

Definition 10. Let $\mathcal{V} \subset \mathbb{P}^{n_1} \times \cdots \times \mathbb{P}^{n_k}$ be a pure c -dimensional multiprojective variety with witness system F . Let \mathcal{I} be the index set consisting of $\mathbf{e} \in \mathbb{Z}_{\geq 0}^k$ such that $|\mathbf{e}| = c$ and $0 \leq e_i \leq n_i$. A *multiprojective witness set* of \mathcal{V} is the following formal union of witness sets:

$$\mathcal{W} := \bigsqcup_{\mathbf{e} \in \mathcal{I}} W^{\mathbf{e}} \quad \text{where} \quad W^{\mathbf{e}} := \{F, [x]^{\mathbf{e}}, \mathcal{V} \cap [x]^{\mathbf{e}}\}$$

Hence, $\text{Slice}(\mathcal{W})$ and $\text{Points}(\mathcal{W})$ are collections of linear spaces and sets of points, respectively.

Clearly, the multidegree of a variety is immediately extracted from a multiprojective witness set.

2.2 Segre and Veronese witness sets

Witness sets and multiprojective witness sets have slices based on linear spaces in projective and multiprojective spaces, respectively. In this section, we also consider using naturally occurring nonlinear spaces as slices.

A *Segre-Veronese hypersurface of degree $\mathbf{d} = (d_1, \dots, d_k)$* in $\mathbb{P}^{n_1} \times \cdots \times \mathbb{P}^{n_k}$ is a variety defined by a multihomogenous form of multidegree \mathbf{d} . A Segre-Veronese hypersurface is linear in the natural Segre-Veronese embedding. Following the observation in Ex. 3, the multidegree of a Segre-Veronese hypersurface of degree \mathbf{d} using multiindex notation is $\sum_{j=1}^k d_j [\mathbf{x}]^{\mathbf{d} - \mathbf{e}_j}$ where \mathbf{e}_j is the j^{th} standard basis vector. A *Segre-Veronese slice* is a variety obtained by intersecting various Segre-Veronese hypersurfaces.

We continue with our bracket notation for slices. For example, a general Segre-Veronese hypersurface in $\mathbb{P}^{n_1} \times \cdots \times \mathbb{P}^{n_k}$ of degree $\mathbf{d} = (d_1, \dots, d_k)$ will be denoted $[X^{\mathbf{d}}]$. Another family of Segre-Veronese hypersurface of degree \mathbf{d} that naturally arises are unions of hyperplanes, which will be denoted $[x^{\mathbf{d}}]$.

In the following, we replace linear spaces by Segre-Veronese slices.

Definition 11. Suppose that $\mathcal{V} \subset \mathbb{P}^{n_1} \times \cdots \times \mathbb{P}^{n_k}$ is a pure c -dimensional variety defined by F , and \mathcal{G} is a codimension c Segre-Veronese slice which is transverse to \mathcal{V} . A *Segre-Veronese witness set* for \mathcal{V} with respect to \mathcal{G} , is the triple $W = \{F, \mathcal{G}, \mathcal{G} \cap \mathcal{V}\}$.

In the special case when \mathcal{G} is defined by multilinear forms, we call W a *Segre witness set* for \mathcal{V} .

If $k = 1$, we call W a *Veronese witness set* for \mathcal{V} .

Example 12. [Segre-Veronese] Let $\mathcal{V} \subset \mathbb{P}^1 \times \mathbb{P}^1$ and F as in Ex. 3. The following table provides examples of Segre-Veronese witness sets for \mathcal{V} .

Witness Set	Degree	\mathcal{G}
$\{F, [x], \mathcal{V} \cap [x]\}$	$1[\mathbf{x}]$	$[x] : \square x_0 + \square x_1 = 0$
$\{F, [y], \mathcal{V} \cap [y]\}$	$2[\mathbf{y}]$	$[y] : \square y_0 + \square y_1 = 0$
$\{F, [xy], \mathcal{V} \cap [xy]\}$	$3[\mathbf{xy}]$	$[xy] : (\square x_0 + \square x_1)(\square y_0 + \square y_1) = 0$
$\{F, [XY], \mathcal{V} \cap [XY]\}$	$3[\mathbf{XY}]$	$[XY] : \square x_0 y_0 + \square x_0 y_1 + \square x_1 y_0 + \square x_1 y_1 = 0$
$\{F, [y^2], \mathcal{V} \cap [y^2]\}$	$4[\mathbf{y}^2]$	$[y^2] : (\square y_0 + \square y_1)(\square y_0 + \square y_1) = 0$
$\{F, [Y^2], \mathcal{V} \cap [Y^2]\}$	$4[\mathbf{Y}^2]$	$[Y^2] : \square y_0^2 + \square y_0 y_1 + \square y_1^2 = 0$
$\{F, [XY^2], \mathcal{V} \cap [XY^2]\}$	$5[\mathbf{XY}^2]$	$[XY^2] : \square x_0 y_0^2 + \square x_0 y_0 y_1 + \cdots + \square x_1 y_1^2 = 0$

2.3 Randomization

In a witness set for \mathcal{V} , the only condition on the polynomial system F is that it is a witness system, i.e., each irreducible component of \mathcal{V} is an irreducible component of the solution set $F = 0$. As discussed in [4, § 9.2], randomization is used in numerical computations to improve numerical stability and construct witness systems. That is, one randomizes the polynomial system so that the number of polynomials used in the computation is equal to the codimension of the set under consideration. This will yield a square Jacobian matrix when performing homotopy continuation, discussed next.

3 Using Homotopy Continuation for Witness Sets

We have discussed witness sets which are used to describe varieties. In this section, we introduce homotopy continuation. This tool allows us to manipulate witness sets and gain additional information about the variety. In particular, homotopy continuation permits the conversion between different types of witness sets which depend on slices.

3.1 Homotopies

Homotopy continuation is a fundamental tool in numerical algebraic geometry. In this section, we provide a basic summary of our use of homotopy continuation with more details provided in [4, 24].

One typical use of homotopy continuation in this manuscript is to deform various linear spaces called slices (and, more generally, Segre-Veronese slices). For example, consider intersection of the multiprojective variety $\mathcal{X} \subset \mathbb{P}^1 \times \mathbb{P}^1$ defined by $y_1 x_0^2 - x_1^2 y_0 = 0$ with the family of Segre linear spaces \mathcal{G}_t defined by

$$t(27x_0y_0 - 50y_0x_1 - 25x_0y_1 + 50x_1y_1) + (1-t) \left(x_1 - \frac{1}{2}x_0 \right) (y_1 - y_0) = 0$$

Here, for $t = 1$, \mathcal{G}_t is a sufficiently general slice of type $[XY]$ and at $t = 0$, \mathcal{G}_t is a sufficiently general slice of type $[xy]$. Since slices $[xy]$ are special slices of type $[XY]$, this is a coefficient-parameter homotopy [19] that ends on a parameter subspace.

To start the homotopy, one first computes $\mathcal{X} \cap \mathcal{G}_1$, which consists of 3 points in $\mathbb{P}^1 \times \mathbb{P}^1$, say p_1, p_2, p_3 . Given p_i , the homotopy defined by $\mathcal{X} \cap \mathcal{G}_t$ defines 3 paths $P_i(t) : [0, 1] \rightarrow \mathbb{P}^1 \times \mathbb{P}^1$ with $P_i(1) = p_i$. For properly constructed homotopies, the path is smooth on $(0, 1]$ and thus can be tracked using numerical *path tracking* methods, e.g., a predictor-corrector based approach. *Endgames* are used to accurately compute the endpoints of the path, i.e., $P_i(0)$.

Computationally, we perform path tracking in projective and multiprojective spaces by restricting to affine charts. That is, one imposes corresponding affine conditions on the coordinates thereby fixing a representation of the (multi)projective points. For the example above, we take the affine charts to be defined by random affine linear polynomials, e.g.,

$$\square x_0 + \square x_1 + \square = 0 \quad \text{and} \quad \square y_0 + \square y_1 + \square = 0.$$

For simplicity, Figure 2 illustrates this homotopy using the affine charts $x_0 - 1 = 0, y_0 - 1 = 0$.

3.2 Partitioning degrees

In the definitions above, witness sets contain a collection of slices and a collection of points. The corresponding degree with respect to a slice is the number of points in the intersection of the variety with the slice. In Section 3.1, we showed explicitly how homotopy continuation allows us to deform the slice $[XY]$ to $[xy]$. More generally, we can deform a defining equation to a product of linear forms and then determine a more refined degree by counting the number of points that vanish on the linear forms. We call this process *partitioning the degree* and illustrate it in the following example.

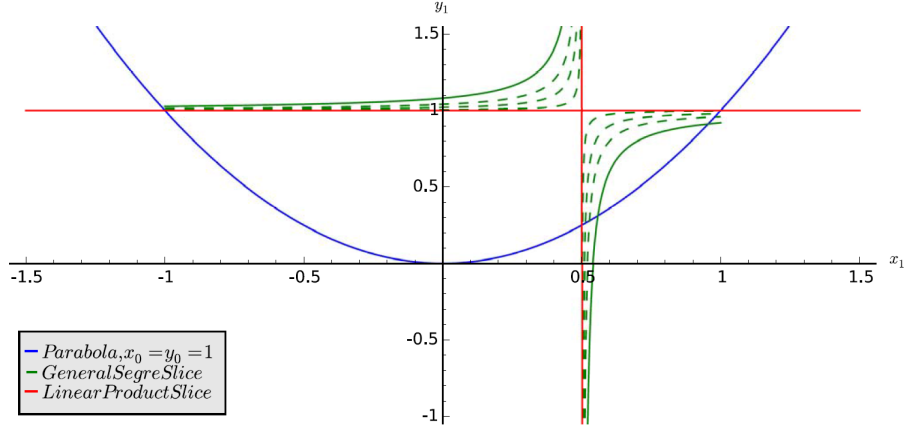
Example 13. Let \mathcal{X} and \mathcal{G}_t be as in § 3.1. When $t = 1$, we have that \mathcal{G}_1 is a Segre-linear space of the type $[XY]$. The intersection consists of 3 points yielding $3[\mathbf{XY}]$. When $t = 0$, we have that \mathcal{G}_0 is a Segre-linear space of the type $[xy]$. The intersection also consists of 3 points yielding $3[\mathbf{xy}]$.

However, in the $[xy]$ case, we are able to determine a more refined degree $1[\mathbf{x}] + 2[\mathbf{y}]$. This is done by counting the number of points that satisfy each of the factors $(x_1 - \frac{1}{2}x_0)$ and $(y_1 - y_0)$. In this case, one point satisfies the first factor while the other two points satisfy the second. Using homotopy continuation, as illustrated in Figure 2, the degree $3[\mathbf{xy}]$ is partitioned as $1[\mathbf{x}] + 2[\mathbf{y}]$.

4 Trace Test

In Section 3.1, we considered a one parameter family of Segre-Veronese slices \mathcal{G}_t . In this section, we consider one parameter families which have a special structure that we call *Newton families*. They induce Newton witness sets that we use to perform the new Segre trace test, which generalizes the trace test presented in [23].

Figure 2: The parabola is intersected by a family of slices. We see a general Segre slice (green) degenerate to a Segre slice that is defined by a product of linear forms (red). This figure is restricted to affine chart defined by $x_0 = y_0 = 1$.



4.1 Newton witness sets

Consider a pure c -dimensional variety of \mathbb{P}^n with a witness set W induced by the linear space \mathcal{L} defined by the linear forms l_1, \dots, l_c . Let h denote a linear form defining a distinguished hyperplane, which we call the *hyperplane at infinity* of \mathbb{P}^n . A *Newton family of linear spaces* \mathcal{L}_t with respect to h is defined by the linear forms

$$l_1 + th, \dots, l_c + th.$$

When h is set to equal 1, (which corresponds to choosing the affine chart of \mathbb{P}^n where h defines the hyperplane at infinity) the path parameter t appears only in the constant term of the linear forms defining \mathcal{L}_t . The adjective *Newton* refers to Newton homotopies, which are homotopies where only the constant terms change.

Definition 14. A *Newton family of witness sets* for a variety \mathcal{V} of \mathbb{P}^n is a family of witness sets induced by a Newton family of linear spaces.

Definition 15. Let $\mathcal{V} \subset \mathbb{P}^n$ be a variety and \mathcal{L}_t be a family of linear spaces. Let T_t denote a family of a subset of points of $\mathcal{L}_t \cap \mathcal{V}$, which we call a set of *paths*. The *trace* of T_t is defined to be the coordinatewise sum of the set of points of T_t scaled by $\frac{1}{|T_t|}$ in the coordinates of a consistent affine chart. When \mathcal{L}_t is a Newton family of linear spaces with respect to h , we take the affine chart defined by $h = 1$.

The following states a version of [23, Thm. 3.6].

Theorem 16. [Affine Linear Trace] Let \mathcal{L}_t denote a Newton family of witness sets and \mathcal{V} be a pure dimensional variety in \mathbb{P}^n . Suppose T_t denotes a family of a subset of points of $\mathcal{L}_t \cap \mathcal{V}$. Then, restricted to $h = 1$ $\text{Trace}(T_t)$ is affine linear in t if and only if there exists \mathcal{Z} , a union of irreducible components of \mathcal{V} , for which $T_t = \mathcal{L}_t \cap \mathcal{Z}$.

Example 17. [Trace test] Consider the hypersurface $\mathcal{V} \subset \mathbb{P}^2$ defined by $f = x_0^2 - x_1^2 - x_2^2$, and the family of witness sets W_t induced by $\mathcal{L}_t : \{\frac{1}{10}(-x_2 + 2x_1 - x_0) + th = 0\}$ where $h = \frac{1}{10}x_0$. Then,

$$\mathcal{V} \cap \mathcal{L}_t = \left\{ \left(10, -4(t-1) \pm 2\sqrt{4+2t-t^2}, -2(1-t) \pm 4\sqrt{4+2t-t^2} \right) \right\}.$$

Hence, the trace of any subset of $\mathcal{V} \cap \mathcal{L}_t$ consisting of one point is not affine linear in t . However, by taking $T_t = \mathcal{V} \cap \mathcal{L}_t$, we have

$$\text{Trace}(T_t) = (10, -4(t-1), -2(1-t))$$

which is indeed linear in t . Since no proper nonempty subset of $\mathcal{V} \cap \mathcal{L}_t$ is linear in t , \mathcal{V} is irreducible.

One can use traces to decompose a pure-dimensional variety by finding the smallest subsets for which the trace is linear. When the total number of points is small, this is an effective approach for decomposition. When the number of points is large, it becomes impractical to test all subsets. In this case, we use random monodromy loops [22] to find points which must be grouped together since smooth points connected by a smooth path must lie on the same irreducible component. A random monodromy loop arises from taking a random loop in the corresponding family of slices starting (and ending) at the selected slice under consideration. This defines paths, starting (and ending) at the set of witness points, which can be followed using homotopy continuation. When the starting and ending points are different, one obtains restrictions on which subsets to test using the trace test.

Remark 18. To have a trace test, one deforms a Newton linear space. This is different from deforming an affine chart linearly by changing a parameter. Deforming the affine chart fixes the witness points but changes the affine coordinate system in which we take the coordinate sums. However, for a trace test, we deform the slice and thus deform the witness points on a fixed affine coordinate system.

Remark 19 (Numerical Trace Test). By using homotopy continuation, one can perform a numerical trace test by first computing $\text{Trace}(T_t)$ for various values of t . By computing $\text{Trace}(T_t)$ for at least three values of t , one can decide if the corresponding points lie on a line. In particular, when using numerical computations, we do not need exact witness points to perform a numerical trace test.

4.2 Segre trace test

The following provides an example of when the classical trace test can fail for multiprojective varieties. After this example, we show how one can develop a trace test with Segre witness sets.

Example 20. Consider \mathcal{V} defined by $f = y_1x_0^2 - x_1^2y_0$ in $\mathbb{P}^1 \times \mathbb{P}^1$. Let $h_1 = x_0$ and $h_2 = y_0$ define the hyperplanes at infinity. Let \mathcal{L}_t denote the linear space defined by $\{tx_0 + x_1\}$. The coordinatewise sum of the set of points of $\mathcal{L}_t \cap \mathcal{V}$ with respect to the affine chart $x_0 = y_0 = 1$ is $(1, -t, 1, t^2)$, which is not affine linear in t .

When working with a Segre witness set, we are embedding the multiprojective variety in a large projective space (defined by the Segre embedding) and performing the trace test in this space.

Example 21. Reconsider $\mathcal{V} \subset \mathbb{P}^1 \times \mathbb{P}^1$ defined by f from Ex. 20. Let $\mathcal{V}' \subset \mathbb{P}^3$ denote the image of \mathcal{V} under the Segre embedding associated to the coordinates $a_{ij} := x_i \cdot y_j$ where $i, j = 0, 1$. A Segre witness set for $\mathcal{V} \subset \mathbb{P}^1 \times \mathbb{P}^1$ induced by \mathcal{G} defined by $x_0y_0 - x_1y_1 = 0$ is given by

$$\{f, \mathcal{G}, \{[1 : \zeta^{2i} : 1 : \zeta^i] \text{ for } i = 1, 2, 3\}\}$$

where ζ is a primitive cube root of unity. This witness set naturally corresponds to the witness set

$$\{f', \mathcal{G}', \{[1 : \zeta^{2i} : \zeta^i : 1] \text{ for } i = 1, 2, 3\}\}$$

where f' and \mathcal{G}' are determined by the Segre embedding of $\mathbb{P}^1 \times \mathbb{P}^1 \hookrightarrow \mathbb{P}^3$, namely,

$$f' = \{a_{01}a_{10} - a_{00}a_{11}, a_{01}^2 - a_{10}a_{11}, a_{00}a_{01} - a_{10}^2\} \text{ and } \mathcal{G}' = \{a_{00} - a_{11} = 0\}.$$

We consider the hyperplanes at infinity $h_1 = x_0$, $h_2 = y_0$ which induce the hyperplane at infinity in the Segre embedding, namely $h' = a_{00}$. Let W_t denote a family of Segre witness sets for \mathcal{V} induced by \mathcal{G}_t defined by $\{tx_0y_0 - x_1y_1 = 0\}$ restricted to the affine char $h_1 = 1, h_2 = 1$:

$$W_t = \{f, \mathcal{G}_t, \{(1, \zeta^{2i}t^{2/3}, 1, \zeta^i t^{1/3}) \text{ for } i = 1, 2, 3\}\}.$$

The Segre embedding of \mathcal{G}_t is \mathcal{G}'_t that induces the witness set restricted to the affine chart $a_{00} = 1$:

$$W'_t = \{f', \mathcal{G}'_t, \{(1, \zeta^{2i}t^{2/3}, \zeta^i t^{1/3}, t) \text{ for } i = 1, 2, 3\}\}.$$

It is easy to verify that, for any proper nonempty subset T_t of $\mathcal{G}'_t \cap \mathcal{V}'$, $\text{Trace}(T_t)$ is not affine linear in t , but $\text{Trace}(\mathcal{G}'_t \cap \mathcal{V}') = (1, 0, 0, t)$ is indeed affine linear in t .

As the previous example aimed to convey, the following defines the Segre Trace and Segre Newton families via the Segre embedding to move from a multiprojective space to a single projective space.

Consider a variety $\mathcal{V} \subset \mathbb{P}^{n_1} \times \cdots \times \mathbb{P}^{n_k}$ with a witness set W induced by a Segre-Veronese linear space \mathcal{G} defined by the forms $l_1, \dots, l_{c'}$ and Segre linear forms $l_{c'+1}, \dots, l_c$ where $c' < c$. Let h_1, \dots, h_k denote linear forms that define distinguished hyperplanes of $\mathbb{P}^{n_1}, \dots, \mathbb{P}^{n_k}$, respectively, called the *hyperplanes at infinity*. A *Segre Newton family of linear spaces* \mathcal{G}_t with respect to $h = \prod h_i$ is defined by

$$l_1, \dots, l_{c'} \text{ and } l_{c'+1} + th, \dots, l_c + th.$$

When each $h_i = 1$, this corresponds to choosing an affine chart of the Segre embedding of $\mathbb{P}^{n_1} \times \cdots \times \mathbb{P}^{n_k}$ where the path parameter t appears only in the constant term of the linear forms defining the Segre embedding of \mathcal{G}_t .

Definition 22. A *Segre Newton family of witness sets* for a variety \mathcal{V} of $\mathbb{P}^{n_1} \times \cdots \times \mathbb{P}^{n_k}$ is a family of witness sets induced by a general Segre Newton family of linear spaces with respect to h .

Definition 23. Consider $\mathcal{V} \subset \mathbb{P}^{n_1} \times \cdots \times \mathbb{P}^{n_k}$ and a Segre Newton family of linear spaces \mathcal{G}_t with respect to h . Let T_t denote a family of a subset of points of $\mathcal{G}_t \cap \mathcal{V}$. The *Segre trace* of T_t , denoted $\text{SegreTrace}(T_t)$, is defined to be the coordinatewise sum of the set of points of T_t in the Segre embedding where the affine chart is $h = 1$.

Since the Segre trace is simply the trace in the Segre embedding, Theorem 16 yields the following.

Theorem 24 (Segre Linear Trace). *Let \mathcal{G}_t denote a Segre Newton family of witness sets and \mathcal{V} be a pure dimensional variety of $\mathbb{P}^{n_1} \times \cdots \times \mathbb{P}^{n_k}$. Suppose T_t denotes a family of a subset of points of $\mathcal{G}_t \cap \mathcal{V}$. Then, $\text{SegreTrace}(T_t)$ is affine linear in t if and only if there exists \mathcal{Z} , a union of irreducible components of \mathcal{V} , for which $T_t = \mathcal{G}_t \cap \mathcal{Z}$.*

Example 25 (Segre Trace Test). With the setup from Ex. 21, let T_t be $\text{Points}(W_t)$ and S'_t be $\text{Points}(W'_t)$. The Segre Trace of T_t equals the trace of T'_t :

$$\text{SegreTrace}(T_t) = \text{Trace}(T'_t) = (1, 0, 0, t).$$

We conclude this section by considering some computational aspects with the next section using the trace test to verify the solution from [25] for Alt's problem [1] and a problem from tensor decomposition.

4.3 Computational aspects

One key aspect of this setup is that we perform our computations on the product space $\mathbb{P}^{n_1} \times \cdots \times \mathbb{P}^{n_k}$ rather than the Segre product space $\mathbb{P}^{(n_1+1)\cdots(n_k+1)-1}$. The Segre linear trace test requires all coordinates of $\mathbb{P}^{(n_1+1)\cdots(n_k+1)-1}$ to be affine linear in t . Rather than test all coordinates, we simplify the computation by performing the trace test using one coordinate of a randomly selected set of coordinates in $\mathbb{P}^{(n_1+1)\cdots(n_k+1)-1}$ as follows.

Suppose that $\mathbb{P}^{n_1} \times \cdots \times \mathbb{P}^{n_k}$ has coordinates (x, y, \dots, z) and $A_{i_1, \dots, i_k} := x_{i_1} \cdots z_{i_k}$. Then,

$$Z := (\square x_0 + \cdots + \square x_{n_1}) \cdot (\square y_0 + \cdots + \square y_{n_2}) \cdots (\square z_0 + \cdots + \square z_{n_k})$$

yields a random linear combination of the A_{i_1, \dots, i_k} 's. Clearly, if the trace corresponding to all the coordinates A_{i_1, \dots, i_k} are affine linear in t , then the same holds for the coordinate Z .

Conversely, we know that $\sum_{(i_1, \dots, i_k)} (\alpha_{i_1} \cdot \beta_{i_2} \cdots \gamma_{i_k}) m_{i_1, \dots, i_k} = 0$ for all $\alpha_a, \beta_b, \dots, \gamma_c \in \mathbb{C}$ if and only if every $m_{i_1, \dots, i_k} = 0$. Hence, if there exists $m_{j_1, \dots, j_k} \neq 0$, then $\sum_{(i_1, \dots, i_k)} (\alpha_{i_1} \cdot \beta_{i_2} \cdots \gamma_{i_k}) m_{i_1, \dots, i_k} \neq 0$ for general $\alpha_a, \beta_b, \dots, \gamma_c \in \mathbb{C}$. It immediately follows that if there exists a coordinate A_{j_1, \dots, j_k} whose trace is not linear in t , then the trace for Z will not be affine linear in t .

Example 26. To demonstrate, consider the curve $\mathcal{V} \subset \mathbb{P}^2 \times \mathbb{P}^1$ defined by

$$(y_1^2 - y_0^2)x_1 - y_1^2x_0 = (y_1^2 - y_0^2)x_2 - y_1^2x_0 = 0.$$

Hence, \mathcal{V} is the union of two lines: $\mathcal{L}_1 = \mathcal{V}(x_0, y_0 - y_1)$ and $\mathcal{L}_2 = \mathcal{V}(x_0, y_0 + y_1)$, and an irreducible curve \mathcal{C} . For simplicity, we take $h_1 = x_2$ and $h_2 = y_1$, and let \mathcal{G}_t be the family of Segre Newton family of linear spaces with respect to $h = h_1 \cdot h_2 = x_2 \cdot y_1$ defined by

$$(6x_0/7 + 3x_1/5 + 2x_2/7)(y_0 - y_1/2) + t \cdot x_2 \cdot y_1 = 0.$$

For general $t \in \mathbb{C}$, $V \cap \mathcal{G}_t$ consists of five points, say $p_i(t)$, for $i = 1, \dots, 5$ where $\{p_i(t)\} = \mathcal{L}_i \cap \mathcal{G}_t$ for $i = 1, 2$ and $\{p_3(t), p_4(t), p_5(t)\} = \mathcal{C} \cap \mathcal{G}_t$.

For the sufficient general coordinate

$$Z = (2x_0/7 - 5x_1/12 + 3x_2/17)(4y_0/13 - 3y_1/14),$$

Figure 3 plots Segre trace of $S_t = \{p_1(t), p_2(t), p_3(t), p_4(t)\}$ and $T_t = \{p_1(t), p_2(t), p_3(t), p_4(t), p_5(t)\}$ with respect to Z restricted to $h_i = 1$. This plot confirms the expectation that $\text{SegreTrace}(S_t)$ is not affine linear in t while $\text{SegreTrace}(T_t)$ is linear.

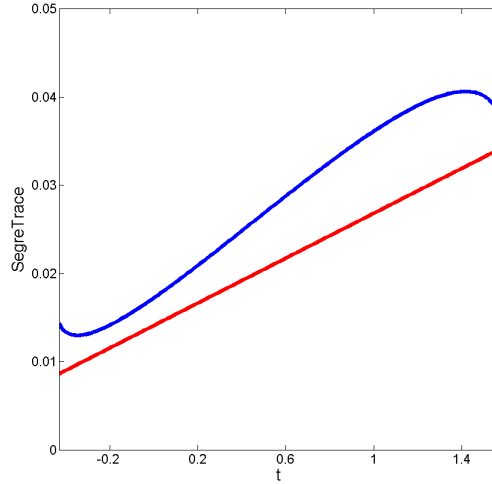


Figure 3: Plot of Segre trace of S_t (nonlinear) and T_t (linear) with respect to Z .

Two other computational savings with this setup are to work intrinsically on the hyperplanes $h_i = 1$ to reduce the number of variables and to use slices which preserve structure and/or simplify the computation. These savings are utilized in the two examples described in the following section.

5 Applications of Trace Test

We highlight the use of the trace test on two examples: one is a problem related to tensor decomposition and the other is Alt's problem from kinematics. In both of these examples, the trace test provides numerical confirmation for both of these problems that still have only been solved to date using reliable numerical computations.

5.1 Tensor decomposition

In [5], the problem of computing the number k of tensor decompositions of a general tensor of rank 8 in $\mathbb{C}^3 \otimes \mathbb{C}^6 \otimes \mathbb{C}^6$ is formulated. Theorem 3.5 of [5] shows that $k \geq 6$. Proposition 4.1 of [10] uses numerical

algebraic geometry together with the fact that a general tensor of $\text{Sym}^3 \mathbb{C}^3 \otimes \mathbb{C}^2 \otimes \mathbb{C}^2$ also has precisely k minimal decompositions to conclude that $k = 6$. We use our new trace test to confirm this result.

We follow the natural formulation as an affine variety as follows. For $a, b \in \mathbb{C}$, Let $v_3(1, a, b) \in \mathbb{C}^{10}$ be the degree 3 Veronese embedding, i.e.,

$$v_3(1, a, b) = (1, a, b, a^2, ab, b^2, a^3, a^2b, ab^2, b^3).$$

For $x \in \mathbb{C}^5$, consider the tensor $T(X) = v_3(1, x_1, x_2) \otimes (x_3, x_4) \otimes (1, x_5)$. For general $P, Q \in \mathbb{C}^{40}$, we consider the set

$$C = \left\{ \left(s, X^{(1)}, \dots, X^{(8)} \right) \mid P \cdot s + Q = \sum_{i=1}^8 T(X^{(i)}) \right\} \subset \mathbb{C} \times (\mathbb{C}^5)^8.$$

It follows from [20, Thm. 3.42] that C is an irreducible curve. In order to maintain the invariance under the symmetric group S_8 , for $r_1, r_2 \in \mathbb{C}$, we consider intersecting C with the family of hyperplanes \mathcal{H}_t defined by

$$(s - r_1) \left(x_5^{(1)} + \dots + x_5^{(8)} - r_2 \right) + t = 0.$$

After randomly selecting $P, Q \in \mathbb{C}^{40}$ and $r_1, r_2 \in \mathbb{C}$, we used Bertini [3] to compute $W_0 = C \cap \mathcal{H}_0$. The computation showed that W_0 consisted of $528 \cdot 8! = 21,288,960$ points with precisely $6 \cdot 8!$ points in W_0 satisfying $s = r_1$, i.e., $k = 6$. To verify that we have successfully computed W_0 , the trace test showed that the Segre trace of $W_t = C \cap \mathcal{H}_t$ was indeed linear in t thereby confirming [10, Prop 4.1].

5.2 Alt's problem

In 1923, Alt [1] formulated the problem of counting the number of four-bar linkages whose coupler curve passes through nine general points in the plane. The solution to this problem, namely 1442, was found using homotopy continuation in [25]. We use our new trace test to confirm this result.

Following the formulation in [25], only the displacements between one selected point and the other eight points are of interest. These displacements are represented using isotropic coordinates $(\delta_j, \bar{\delta}_j) \in \mathbb{C}^2$ for $j = 1, \dots, 8$. The polynomial system under consideration consists of 12 polynomials in 12 variables:

$$a, b, m, n, x, y, \bar{a}, \bar{b}, \bar{m}, \bar{n}, \bar{x}, \bar{y}.$$

The first four polynomials are:

$$f_1 = n - a\bar{x}, \quad f_2 = \bar{n} - \bar{a}x, \quad f_3 = m - b\bar{y}, \quad f_4 = \bar{m} - \bar{b}y.$$

Next, for $j = 1, \dots, 8$, we have $f_{4+j} = \gamma_j \bar{\gamma}_j + \gamma_j \gamma_j^0 + \bar{\gamma}_j \gamma_j^0$ where:

$$\gamma_j = q_j^x r_j^y - q_j^y r_j^x, \quad \bar{\gamma}_j = r_j^x p_j^y - r_j^y p_j^x, \quad \gamma_j^0 = p_j^x q_j^y - p_j^y q_j^x$$

and

$$\begin{aligned} p_j^x &= \bar{n} - \bar{\delta}_j x, & q_j^x &= n - \delta_j \bar{x}, & r_j^x &= \delta_j(\bar{a} - \bar{x}) + \bar{\delta}_j(a - x) - \delta_j \bar{\delta}_j, \\ p_j^y &= \bar{m} - \bar{\delta}_j y, & q_j^y &= m - \delta_j \bar{y}, & r_j^y &= \delta_j(\bar{b} - \bar{y}) + \bar{\delta}_j(b - y) - \delta_j \bar{\delta}_j. \end{aligned}$$

We randomly selected $(\delta_j, \bar{\delta}_j) \in \mathbb{C}^2$ for $j = 1, \dots, 7$ and $u_\ell, v_\ell \in \mathbb{C}$ for $\ell = 1, 2$. For $\delta_8 = u_1 s + v_1$ and $\bar{\delta}_8 = u_2 s + v_2$, we consider the irreducible curve $C \subset \mathbb{C} \times \mathbb{C}^{12}$ defined by $f_1 = \dots = f_{12} = 0$ consisting of nondegenerate four-bar linkages whose coupler curve passes through $(\delta_j, \bar{\delta}_j)$ for $j = 1, \dots, 8$. For random $r_1, r_2 \in \mathbb{C}$, we consider intersecting C with the family of hyperplanes \mathcal{H}_t defined by

$$(s - r_1)(x - r_2) + t = 0.$$

We used Bertini to compute $W_0 = C \cap \mathcal{H}_0$. The computation showed that W_0 consisted of 32,358 points with precisely $8652 = 1442 \cdot 2 \cdot 3$ points in W_0 satisfying $s = r_1$ which arise from a two-fold symmetry and Roberts cognates. To verify that we have successfully computed W_0 , the trace test showed that the Segre trace of $W_t = C \cap \mathcal{H}_t$ was indeed linear thereby confirming the result of [25].

6 Membership Test

A classical witness set can be used to decide membership in the variety [21] via homotopy continuation. This membership test was extended to images of algebraic sets using pseudowitness sets in [16]. In this section, we recall the classical membership test and then describe using a multiprojective witness set to test membership in a multihomogeneous variety.

Classical membership test

Suppose that $\mathcal{V} \subset \mathbb{P}^N$ is a pure c -dimensional variety with witness set $\{f, \mathcal{L}, W\}$ and $x \in \mathbb{P}^N$. To decide if $x \in \mathcal{V}$, the classical homotopy membership test first described in [21] proceeds as follows. First, one constructs a general codimension c linear space \mathcal{L}_x passing through x . Then, one tracks the paths starting at W at $t = 1$ defined by the homotopy $\mathcal{V} \cap (t\mathcal{L} + (1-t)\mathcal{L}_x)$. If E is the set of endpoints of these paths, it follows that $x \in \mathcal{V}$ if and only if $x \in E$.

Example 27 (Membership test). Consider the irreducible surface $\mathcal{V} \subset \mathbb{P}^4$ of degree 4 defined by

$$f(x) = \begin{bmatrix} x_0 x_1 - x_2^2 \\ x_0^2 - x_3 x_4 \end{bmatrix}.$$

Let \mathcal{L} and \mathcal{L}_x be general linear spaces of codimension 2 in \mathbb{P}^4 with \mathcal{L}_x passing through the point $x = [0 : 2 : 0 : 0 : 1] \in \mathbb{P}^4$. The homotopy $\mathcal{V} \cap (t\mathcal{L} + (1-t)\mathcal{L}_x)$ defines 4 homotopy paths with one path ending at x thereby confirming $x \in \mathcal{V}$.

The key to the classical membership test described above is that \mathcal{L}_x is transverse to \mathcal{V} at x , i.e., if $x \in \mathcal{V}$, then x is an isolated point of $\mathcal{V} \cap \mathcal{L}_x$. When using specialized slices, one can lose transversality as shown in the following example.

Example 28 (Membership test with special slices). Let \mathcal{V} and x as in Ex. 27. Consider the linear spaces \mathcal{L} and \mathcal{L}_x defined by

$$\begin{bmatrix} x_0 + 3x_2 - 5x_3 + (1 + \sqrt{-1})x_4 \\ x_1 - 2x_2 + 3x_3 + 4x_4 \end{bmatrix} = 0 \quad \text{and} \quad \begin{bmatrix} x_0 + 3x_2 - 5x_3 \\ -2x_2 + 3x_3 \end{bmatrix} = 0, \quad \text{respectively.}$$

The homotopy $\mathcal{V} \cap (t\mathcal{L} + (1-t)\mathcal{L}_x)$ defines 4 homotopy paths, but x is not an endpoint of any of these paths. This occurred since x is not an isolated point of $\mathcal{V} \cap \mathcal{L}_x$, i.e., \mathcal{L}_x is not transverse to \mathcal{V} at x .

Multihomogeneous membership test

A multiprojective witness set consists of a collection of specialized slices. The following example shows that the loss of transversality which occurred in Ex. 28 can happen in the multiprojective case.

Example 29. Let $\mathcal{V} \subset \mathbb{P}^2 \times \mathbb{P}^2$ be the irreducible surface defined by

$$f(x, y) = \begin{bmatrix} x_1y_1 - x_2y_2 \\ x_0y_1y_2 - x_1y_0^2 \\ x_0y_1^2 - x_2y_0^2 \end{bmatrix}.$$

Consider the slices $\mathcal{L} = [x]^2$ with $\mathcal{V} \cap \mathcal{L}$ consisting of two points. It is easy to verify that the point $(x^*, y^*) = ([1 : 0 : 0], [1 : 0 : 3]) \in \mathbb{P}^2 \times \mathbb{P}^2$ is contained in \mathcal{V} . However, since $F(x^*, y) = 0$ defines a line in \mathbb{P}^2 , transversality is lost at (x^*, y^*) with respect to \mathcal{V} when using slices only in x .

Suppose that \mathcal{V} is an irreducible multiprojective variety and we want to test membership for a given point x . Even though some slices through x may lose transversality, we can consider all collections of slices. In fact, there exists an element \mathbf{e} of the index set \mathcal{I} as in Defn. 10 such that general slices of type \mathbf{e} passing through x will be transverse to \mathcal{V} at x provided that $x \in \mathcal{V}$. Such an \mathbf{e} can be constructed from knowing various dimensions of fibers as shown in the following example. However, since such information may not be available *a priori*, one can simply loop over all elements in \mathcal{I} which will either yield a path ending at the test point x , meaning $x \in \mathcal{V}$, or not, meaning $x \notin \mathcal{V}$. Therefore, a multiprojective witness set for \mathcal{V} , as in Defn. 10, provides enough information to test membership in \mathcal{V} .

Example 30. We continue with the setup from Ex. 29 which showed that $\mathbf{e} = (2, 0)$ provided slices which were not transverse at the selected (x^*, y^*) . One way to construct a set of slices which are transverse is to compute dimensions of images and fibers as follows. First, we let $e_1 = \dim \mathcal{V} - \dim((\{x^*\} \times \mathbb{P}^2) \cap \mathcal{V}) = 2 - 1 = 1$ and fix a general linear space of dimension e_1 through x^* , say \mathcal{L}_1 . That is, e_1 is simply the number of independent conditions imposed by fixing the first set of coordinates. We then repeat the process with the next set of variables applied to $\mathcal{V} \cap \mathcal{L}_1$, namely $e_2 = \dim(\mathcal{V} \cap \mathcal{L}_1) - \dim((\mathbb{P}^2 \times \{y^*\}) \cap \mathcal{V} \cap \mathcal{L}_1) = 1 - 0 = 1$. In this case, this computation has shown that $\mathbf{e} = (1, 1)$ will yield slices which are transversal to \mathcal{V} at (x^*, y^*) .

As a simple demonstration, consider the linear space $\mathcal{L} = [x][y]$ with $\mathcal{V} \cap \mathcal{L}$ consisting of 2 points. If we deform from \mathcal{L} to a general linear space $\mathcal{L}_{(x^*, y^*)}$ of the same type as \mathcal{L} passing through (x^*, y^*) , one of the paths ends at (x^*, y^*) thereby confirming that $(x^*, y^*) \in \mathcal{V}$.

We could have repeated the process starting with y^* , namely $e_2 = \dim V - \dim((\mathbb{P}^2 \times \{y^*\}) \cap \mathcal{V}) = 2 - 0 = 2$ with $e_1 = 0$. Thus, we know that $\mathbf{e} = (0, 2)$ will yield transversality at (x^*, y^*) and therefore can also be used in a membership test. For $\mathcal{L} = [y]^2$, since $\mathcal{V} \cap \mathcal{L}$ is one point, this type of slice would require the tracking of only one path to determine that $(x^*, y^*) \in \mathcal{V}$.

7 Cultivation and Regeneration

Regeneration [12, 13] is a solving technique that can be viewed as creating a sequence of witness sets. The key step in regeneration is to create one witness set from another, which we call *cultivation*.

7.1 Cultivating a witness set

Consider a witness set W for a variety of $\mathbb{P}^{n_1} \times \dots \times \mathbb{P}^{n_k}$. Suppose that $\text{System}(W) = \{f_1, \dots, f_c\}$ and $\text{Slice}(W) = \{l_{c+1}, l_{c+2}, \dots, l_{n_1+\dots+n_k}\}$. Denote one of the slice equations by ℓ and assume ℓ is a product of linear forms and multilinear with degree \mathbf{v} (multilinear means the degree of the form ℓ is less than or equal to 1). It follows we may write ℓ as

$$\ell := \prod_{i=1}^k \ell_i,$$

where ℓ_i is either a linear form in the unknowns associated to \mathbb{P}^{n_i} or 1. Consider a form g with multidegree \mathbf{w} that is the product of general linear forms. Let $q_i^{(j)}$ denote a linear form in the unknowns of \mathbb{P}^{n_i} of $\mathbb{P}^{n_1} \times \dots \times \mathbb{P}^{n_k}$ such that

$$g := \prod_{i=1}^k \left(q_i^{(1)} q_i^{(2)} \dots q_i^{(w_i)} \right).$$

Let W_g denote a witness set with $\text{System}(W_g) = \text{System}(W) \cup \{g\}$ and $\text{Slice}(W_g) = \text{Slice}(W) \setminus \{\ell\}$. The system of W_g is the system of W appended with g .

If $w_i = 0$ whenever $v_i = 0$, then we say the witness W_g can be *cultivated* from W and ℓ , that is, $\text{Points}(W_g)$ can be computed from $\text{Points}(W)$.

First, the cultivation procedure partitions the witness set W into witness sets W_1, \dots, W_k where $\text{Points}(W_i)$ consists of the points in $\text{Points}(W)$ for which ℓ_i vanishes. For the i^{th} entry of \mathbf{w} , we use w_i homotopies to deform ℓ_i to $q_i^{(1)}, \dots, q_i^{(w_i)}$. This induces w_i witness sets: $W_i^{(1)}, \dots, W_i^{(w_i)}$. The union of the witness points for all $W_i^{(j)}$ produces the witness points of W_g thereby cultivating it.

Example 31. Let $f_1 = x_0^2 y_1 - x_1^2 y_0$ and consider the witness set W for the variety $\mathcal{V} \subset \mathbb{P}^1 \times \mathbb{P}^1$ defined by $f_1 = 0$ with $\text{Slice}(W) = \{\ell_1 \cdot \ell_2\}$ where $\ell_1 = \square x_0 + \square x_1$ and $\ell_2 = \square y_0 + \square y_1$. In this case, $\mathbf{v} = (1, 1)$. Consider $g = q_1^{(1)} q_1^{(2)} q_2^{(1)}$ where $q_1^{(j)}$ is of the form $\square x_0 + \square x_1$ and $q_2^{(1)}$ is of the form $\square y_0 + \square y_1$. The multidegree of g is $\mathbf{w} = (2, 1)$ and we will cultivate W_g from W as follows.

Clearly, the multidegree of f_1 is $1[\mathbf{x}] + 2[\mathbf{y}]$. Hence, $\text{Points}(W)$ consists of 3 points, one satisfying $\ell_1 = 0$ and two satisfying $\ell_2 = 0$. Therefore, we can partition W into W_1 and W_2 with $|\text{Points}(W_1)| = 1$, $|\text{Points}(W_2)| = 2$. Then, for each i, j , we use coefficient-parameter homotopies to deform ℓ_i to $q_i^{(j)}$ to create the witness set $W_i^{(j)}$ with $|\text{Points}(W_1^{(j)})| = 1$ and $|\text{Points}(W_2^{(j)})| = 2$. Thus, $\text{Points}(W_g) = \bigcup_{i,j} \text{Points}(W_i^{(j)})$ consisting of 4 points.

Remark 32. One practical improvement to the cultivation procedure is to take $q_i^{(1)}$ to be ℓ_i .

7.2 Regenerating witness sets

For simplicity, suppose that f_1, \dots, f_c are polynomials defined on $\mathbb{P}^{n_1} \times \dots \times \mathbb{P}^{n_k}$ whose solution set \mathcal{V} is generically reduced of codimension c . Combining cultivation and parameter homotopies, regeneration can be used to compute a witness set for \mathcal{V} with respect to the slice $[x^1]^{n_1+\dots+n_k-c}$ as follows.

Let $\mathbf{d}^{(j)}$ denote the multidegree of the polynomial f_j and let g_j be a polynomial with multidegree $\mathbf{d}^{(j)}$ that is a product of general linear forms. Let $l_2, \dots, l_{n_1+\dots+n_k}$ be forms of degree 1 which are products of general linear forms. Let $\mathcal{V}^{(j)}$ and $\mathcal{L}^{(j)}$ be the spaces defined by $f_1 = \dots = f_j = 0$ and $l_{j+1} = \dots = l_{n_1+\dots+n_k} = 0$, respectively. By using regeneration, we will compute, in succession, $\mathcal{V}^{(j)} \cap \mathcal{L}^{(j)}$ for $j = 1, \dots, c$. A multiprojective witness set for \mathcal{V} with respect to the slice $[x^1]^{n_1+\dots+n_k-c}$ can be trivially constructed from $\mathcal{V}^{(c)} \cap \mathcal{L}^{(c)}$.

We start at $j = 1$. Since g_1 is a product of linear forms, a witness set for g_1 with slice $\mathcal{L}^{(1)}$ can be computed using linear algebra. A parameter homotopy that deforms g_1 to f_1 can be used to compute $\mathcal{V}^{(1)} \cap \mathcal{L}^{(1)}$ and thus a witness set for $\mathcal{V}^{(1)}$ with respect to slice $\mathcal{L}^{(1)}$.

For $j = 2, \dots, c$, given a witness set for $\mathcal{V}^{(j-1)}$ with slice $\mathcal{L}^{(j-1)}$, regeneration first cultivates a witness set for the variety defined by f_1, \dots, f_{j-1}, g_j with slice $\mathcal{L}^{(j)}$. A parameter homotopy that deforms g_j to f_j can be used to compute $\mathcal{V}^{(j)} \cap \mathcal{L}^{(j)}$ and thus a witness set for $\mathcal{V}^{(j)}$ with slice $\mathcal{L}^{(j)}$. Since \mathcal{V} is generically reduced of codimension c , only paths with nonsingular start points need to be tracked throughout.

Example 33 (Trinomial). On $\mathbb{P}^2 \times \mathbb{P}^2$, consider the variety \mathcal{V} defined by $f_1 = x_0y_0 + x_1y_1 + x_2y_2$ and $f_2 = x_0y_1y_2 + x_1y_0y_2 + x_2y_0y_1$. Hence, $\mathbf{d}^{(1)} = (1, 1)$ and $\mathbf{d}^{(2)} = (1, 2)$. Let g_1 and g_2 be polynomials with multidegree $\mathbf{d}^{(j)}$, respectively, which are products of general linear forms, i.e., g_1 and g_2 have the type $[xy]$ and $[xy^2]$, respectively. Let l_2, l_3, l_4 be polynomials with multidegree $(1, 1)$, i.e., of the type $[xy]$.

We start by using linear algebra to compute the 6 solutions of $g_1 = l_2 = l_3 = l_4 = 0$. Starting at these 6 points, a parameter homotopy that deforms g_1 to f_1 on the slice $\mathcal{L}^{(1)}$ yields the 6 points in $\mathcal{V}^{(1)} \cap \mathcal{L}^{(1)}$.

Next, since $\mathbf{d}^{(2)} = (1, 2)$, we cultivate to yield the 9 points defined by $f_1 = g_2 = l_3 = l_4 = 0$. Then, a parameter homotopy yields the 9 points which solve $f_1 = f_2 = l_3 = l_4 = 0$, i.e., $\mathcal{V}^{(2)} \cap \mathcal{L}^{(2)}$.

This computation shows that the degree of \mathcal{V} with respect to $[\mathbf{xy}]^2$ is 9. By partitioning $\mathcal{V}^{(2)} \cap \mathcal{L}^{(2)}$ based on the linear factors of l_3 and l_4 , we observe that the multidegree of \mathcal{V} is $2[\mathbf{x}]^2 + 3[\mathbf{x}][\mathbf{y}] + 1[\mathbf{y}]^2$.

Notice that, in this previous example, the term $3[\mathbf{x}][\mathbf{y}]$ actually arose twice with $9 = 2 + 2 \cdot 3 + 1$. In the next section, we discuss a multiregeneration procedure for determining the multidegree more efficiently by avoiding multiple computations of the so-called cross terms.

8 Computing Multiprojective Witness Sets

In Section 7.2, we focused on computing witness sets with respect to the slice $[x^1]^{n_1+\dots+n_k-c}$. From this, one can obtain a multiprojective witness set, as in Defn. 10, at the expense of over counting the so-called cross terms. Here, we focus on computing a multiprojective witness set via regeneration. Since we will use specialized slices, we introduce descendant witness sets to describe where the cultivation can occur. Then, we summarize the multiregeneration process followed by a discussion about randomization.

8.1 Descendant witness sets

A descendant witness set reorganizes the data structure of a multiprojective witness set. While a multiprojective witness set is a collection of witness sets induced by linear spaces, a descendant witness set is a collection of Segre witness sets.

Let \mathcal{W} be a multiprojective witness set for a pure c -dimensional variety \mathcal{V} . The *set of parents* of \mathcal{W} is

$$\text{Parents}(\mathcal{W}) := \{\mathbf{e} : [x]^{\mathbf{e}} \cap \mathcal{V} \neq \emptyset \text{ and } |\mathbf{e}| = c\}.$$

That is, a multiprojective witness set from Defn. 10 can be rewritten as the following formal union:

$$\mathcal{W} = \bigsqcup_{\mathbf{e} \in \text{Parents}(\mathcal{W})} W^{\mathbf{e}} \quad \text{such that} \quad W^{\mathbf{e}} := \{F, [x]^{\mathbf{e}}, [x]^{\mathbf{e}} \cap \mathcal{V}\}$$

The *set of children* of \mathcal{W} is

$$\text{Children}(\mathcal{W}) := \{\mathbf{d} : \text{there exists } \mathbf{e} \in \text{Parents}(\mathcal{W}) \text{ such that } |\mathbf{d}| + 1 = |\mathbf{e}| \text{ and } \mathbf{d} \leq \mathbf{e}\}.$$

Here, the inequality $\mathbf{d} \leq \mathbf{e}$ is coordinatewise. Since a child \mathbf{d} can arise from several parents, we define

$$\text{Parents}(\mathbf{d}) := \{\mathbf{e} : \mathbf{e} \in \text{Parents}(\mathcal{W}) \text{ and } \mathbf{d} \leq \mathbf{e}\}.$$

Definition 34 (Descendant witness set). Let \mathcal{W} be a multiprojective witness set for \mathcal{V} . A *descendant witness set* of \mathcal{W} is the following collection of Segre witness sets indexed by $\text{Children}(\mathcal{W})$:

$$\text{Descendant}(\mathcal{W}) := \bigsqcup_{\mathbf{d} \in \text{Children}(\mathcal{W})} S^{\mathbf{d}} \quad \text{where} \quad S^{\mathbf{d}} := \{\text{System}(\mathcal{W}), [x^1][x]^{\mathbf{d}}, [x^1][x]^{\mathbf{d}} \cap \mathcal{V}\}.$$

In particular, the set of witness points in $S^{\mathbf{d}}$ arise from $\text{Parents}(\mathbf{d})$.

By having the slices be *consistent*, a descendant witness set is merely a reorganization of the data.

Definition 35. For a multiprojective witness set \mathcal{W} for a variety \mathcal{V} in $\mathbb{P}^{n_1} \times \dots \times \mathbb{P}^{n_k}$, the slices are said to be *consistent* if there are general linear forms $\ell_i^{(1)}, \dots, \ell_i^{(n_i)}$ for $i = 1, \dots, k$ such that

$$\text{Slice}(W^{\mathbf{e}}) = \bigcup_{i=1}^k \{\ell_i^{(1)}, \ell_i^{(2)}, \dots, \ell_i^{(e_i)}\}$$

every $\mathbf{e} \in \text{Parents}(\mathcal{W})$.

The following illustrates constructing a descendant witness set from a multiprojective witness set.

Example 36 (Quadratic Form). Consider the multiprojective variety $\mathcal{V} \subset \mathbb{P}^1 \times \mathbb{P}^2$ defined by the polynomial $F = y_2x_1^2 + y_1x_1x_0 + y_0x_0^2$. Let $\ell_1^{(1)}, \ell_1^{(2)}$ be general linear forms on \mathbb{P}^1 and $\ell_2^{(1)}, \ell_2^{(2)}$ be general linear forms on \mathbb{P}^2 . A multiprojective witness set for \mathcal{V} with consistent slices has the form

$$\mathcal{W} = \{W^{(1,1)}, W^{(0,2)}\} \quad \text{where} \quad W^{(1,1)} := \{F, \{\ell_1^{(1)}, \ell_2^{(1)}\}, \{p_1\}\}, \quad W^{(0,2)} := \{F, \{\ell_1^{(2)}, \ell_2^{(2)}\}, \{q_1, q_2\}\}$$

for points $p_1, q_1, q_2 \in \mathbb{P}^1 \times \mathbb{P}^2$. In particular,

$$\text{Parents}(\mathcal{W}) = \{(1,1), (0,2)\} \quad \text{and} \quad \text{Children}(\mathcal{W}) = \{(1,0), (0,1)\}.$$

A descendant witness set of \mathcal{W} is $\text{Descendant}(\mathcal{W}) = \{S^{(1,0)}, S^{(0,1)}\}$ where

$$S^{(1,0)} = \{F, \{\ell_1^{(2)} \cdot \ell_2^{(1)}, \ell_1^{(1)}\}, \{p_1\}\} \quad \text{and} \quad S^{(0,1)} = \{F, \{\ell_1^{(1)} \cdot \ell_2^{(2)}, \ell_2^{(1)}\}, \{p_1, q_1, q_2\}\}.$$

In particular, $\text{Parents}((1,0)) = \{(1,1)\}$ and $\text{Parents}((0,1)) = \{(1,1), (0,2)\}$ so that

$$\text{Points}(S^{(1,0)}) = \text{Points}(W^{(1,1)}) \quad \text{and} \quad \text{Points}(S^{(0,1)}) = \text{Points}(W^{(1,1)}) \cup \text{Points}(W^{(0,2)}).$$

8.2 Multiregeneration

Each codimension of multiregeneration has three steps: an initialization step for computing descendant witness set, a cultivation step, and a parameter homotopy. We describe the method via the following example. One could easily modify this regeneration process by treating the slices individually rather than as a collection to obtain select information about the multidegree, e.g., if only portions of the multidegree were of interest.

Example 37. Reconsider the setup from Ex. 33. Let $\ell_1^{(1)}, \ell_1^{(2)}, \ell_1^{(3)}$ be general linear forms defined on the first \mathbb{P}^2 factor and $\ell_2^{(1)}, \ell_2^{(2)}, \ell_2^{(3)}$ be general linear forms defined on the second \mathbb{P}^2 factor.

We start with a multiprojective witness set for $\mathbb{P}^2 \times \mathbb{P}^2$, namely

$$\mathcal{W}^0 = \{W^{(2,2)}\} = \left\{ \left\{ \emptyset, \{\ell_1^{(1)}, \ell_1^{(2)}, \ell_2^{(1)}, \ell_2^{(2)}\}, \{p\} \right\} \right\}.$$

where $p \in \mathbb{P}^2 \times \mathbb{P}^2$ is the solution of the system of linear equations $\ell_1^{(1)} = \ell_1^{(2)} = \ell_2^{(1)} = \ell_2^{(2)} = 0$. Hence,

$$\text{Parents}(\mathcal{W}) = \{(2,2)\} \quad \text{and} \quad \text{Children}(\mathcal{W}) = \{(2,1), (1,2)\}$$

with descendant witness set $\text{Descendant}(\mathcal{W}) = \{S^{(2,1)}, S^{(1,2)}\}$ where

$$S^{(2,1)} = \left\{ \emptyset, \{\ell_1^{(3)} \cdot \ell_2^{(2)}, \ell_1^{(1)}, \ell_1^{(2)}, \ell_2^{(1)}\}, \{p\} \right\} \quad \text{and} \quad S^{(1,2)} = \left\{ \emptyset, \{\ell_1^{(2)} \cdot \ell_2^{(3)}, \ell_1^{(1)}, \ell_2^{(1)}, \ell_2^{(2)}\}, \{p\} \right\}.$$

Since g_1 has multidegree $\mathbf{d}^{(1)} = (1, 1)$, the cultivation step in this case merely deforms from $\ell_1^{(3)} \cdot \ell_2^{(2)}$ and $\ell_1^{(2)} \cdot \ell_2^{(3)}$ to g_1 . This produces witness sets of the form

$$R^{(2,1)} = \left\{ \{g_1\}, \{\ell_1^{(1)}, \ell_1^{(2)}, \ell_2^{(1)}\}, \{r_1\} \right\} \quad \text{and} \quad R^{(1,2)} = \left\{ \{g_1\}, \{\ell_1^{(1)}, \ell_2^{(1)}, \ell_2^{(2)}\}, \{r_2\} \right\}.$$

The last step of this level of multiregeneration is to deform g_1 to f_1 to yield the multiprojective set $\mathcal{W}^1 = \{W^{(2,1)}, W^{(1,2)}\}$ for the hypersurface defined by $f_1 = 0$ where

$$W^{(2,1)} = \left\{ \{f_1\}, \{\ell_1^{(1)}, \ell_1^{(2)}, \ell_2^{(1)}\}, \{p_1\} \right\} \quad \text{and} \quad W^{(1,2)} = \left\{ \{f_1\}, \{\ell_1^{(1)}, \ell_2^{(1)}, \ell_2^{(2)}\}, \{p_2\} \right\}.$$

Now, we proceed to the second level of multiregeneration. Since all witness points in \mathcal{W}^1 do not satisfy $f_2 = 0$, we know that each point needs to be regenerated. In this case, we have

$$\text{Parents}(\mathcal{W}^1) = \{(2, 1), (1, 2)\} \quad \text{and} \quad \text{Children}(\mathcal{W}) = \{(2, 0), (1, 1), (0, 2)\}$$

with descendant witness set $\text{Descendant}(\mathcal{W}^1) = \{S^{(2,0)}, S^{(1,1)}, S^{(0,2)}\}$ where

$$\begin{aligned} S^{(2,0)} &= \left\{ \{f_1\}, \{\ell_1^{(3)} \cdot \ell_2^{(1)}, \ell_1^{(1)}, \ell_1^{(2)}\}, \{p_1\} \right\}, \\ S^{(1,1)} &= \left\{ \{f_1\}, \{\ell_1^{(2)} \cdot \ell_2^{(2)}, \ell_1^{(1)}, \ell_2^{(1)}\}, \{p_1, p_2\} \right\}, \quad \text{and} \\ S^{(0,2)} &= \left\{ \{f_1\}, \{\ell_1^{(1)} \cdot \ell_2^{(3)}, \ell_2^{(1)}, \ell_2^{(2)}\}, \{p_2\} \right\}. \end{aligned}$$

Since g_2 has multidegree $\mathbf{d}^{(2)} = (1, 2)$, the cultivation step produces witness sets of the form

$$\begin{aligned} R^{(2,0)} &= \left\{ \{f_1, g_2\}, \{\ell_1^{(1)}, \ell_1^{(2)}\}, \{q_1, q_2\} \right\}, \\ R^{(1,1)} &= \left\{ \{f_1, g_2\}, \{\ell_1^{(1)}, \ell_2^{(1)}\}, \{q_3, q_4, q_5\} \right\}, \quad \text{and} \\ R^{(0,2)} &= \left\{ \{f_1, g_2\}, \{\ell_2^{(1)}, \ell_2^{(2)}\}, \{q_6\} \right\}. \end{aligned}$$

The last step of this level of multiregeneration is to deform g_2 to f_2 to yield the multiprojective set $\mathcal{W}^2 = \{W^{(2,0)}, W^{(1,1)}, W^{(0,2)}\}$ for variety defined by $f_1 = f_2 = 0$ where

$$\begin{aligned} W^{(2,0)} &= \left\{ \{f_1, f_2\}, \{\ell_1^{(1)}, \ell_1^{(2)}\}, \{r_1, r_2\} \right\}, \\ W^{(1,1)} &= \left\{ \{f_1, f_2\}, \{\ell_1^{(1)}, \ell_2^{(1)}\}, \{r_3, r_4, r_5\} \right\}, \quad \text{and} \\ W^{(0,2)} &= \left\{ \{f_1, f_2\}, \{\ell_2^{(1)}, \ell_2^{(2)}\}, \{r_6\} \right\}. \end{aligned}$$

Thus, \mathcal{W}^2 is a multiprojective witness set for \mathcal{V} whose multidegree is $2[\mathbf{x}]^2 + 3[\mathbf{x}][\mathbf{y}] + 1[\mathbf{y}]^2$.

At each level of regeneration, only the points which do not vanish on the next polynomial need to be regenerated. Moreover, one can specify “side conditions” for which components not identically vanishing on these conditions are of interest. For example, Section 9.1 considers an example where components not contained in a coordinate hyperplane are of interest. When the variety contains components of different dimensions, this process will yield a witness set for the pure-dimensional components along with other points that lie on higher-dimensional components which can be identified using a membership test or a local dimension test [2].

8.3 Multiregeneration and randomization

As discussed in Section 2.3, randomization is used to improve numerical stability. It can also be employed with multiregeneration to ensure that all points which need to be regenerated, called “non-solutions” in [13], are nonsingular with respect to the corresponding polynomial system. Some of the downsides of utilizing randomization is the destruction of certain structure, such as sparsity, the potential increase in the multiplicity of singular solutions, and the potential increase in the number of solution paths that will be tracked.

In \mathbb{C}^N or \mathbb{P}^N , one can *a priori* attempt to decrease the number of solution paths by constructing randomizations based on ordering the polynomials to minimize the degrees of the polynomials in the randomization, i.e., adding random linear combinations of smaller degree polynomials to polynomials of higher degree. However, in the multiprojective case, it may be clear which polynomials have “smaller” and “larger” degrees. As with randomizations on \mathbb{P}^N , randomizations on multiprojective systems will need to maintain multihomogeneities.

As an illustrative example, let f_1 , f_2 , and f_3 be three polynomials defined on $\mathbb{P}^2 \times \mathbb{P}^2$ having multidegrees $(3, 3)$, $(1, 3)$, and $(4, 1)$, respectively. The following table summarizes the multidegrees for some of the various randomizations down to two polynomials. For simplicity, we write, for example, $\text{Rand}(f_1, f_3)$ to mean a random linear combination of f_1 and f_3 which has been augmented to maintain the bihomogeneity structure.

System	Multidegrees
$\text{Rand}(f_1, f_2, f_3)$	$(4, 3)$
$\text{Rand}(f_1, f_2, f_3)$	$(4, 3)$
$\text{Rand}(f_1, f_2)$	$(3, 3)$
$\text{Rand}(f_1, f_3)$	$(4, 3)$
$\text{Rand}(f_1, f_2)$	$(3, 3)$
$\text{Rand}(f_2, f_3)$	$(4, 3)$

In addition to selecting randomizations based solely on multidegree structure, one can try to exploit additional structure, such as which variables appear in which equations and sparsity in terms of number of monomials which appear.

9 Multiregeneration Examples

We conclude with some simple examples demonstrating the use of the multihomogeneous methods.

9.1 An illustrative example with side conditions

As mentioned in Section 8.2, the witness points can be investigated at each level to remove points contained in algebraic sets that are not of interest, e.g., see [15, § 8.3]. As an illustration, we consider

the polynomial system on $\mathbb{P}^3 \times \mathbb{P}^3$ arising from the 2×2 adjacent minors of a 2×4 matrix:

$$F(x, y) = \begin{bmatrix} x_0 y_1 - y_0 x_1 \\ x_1 y_2 - y_1 x_2 \\ x_2 y_3 - y_2 x_3 \end{bmatrix}.$$

We aim to compute the components of $F = 0$ not contained in any coordinate hyperplane, i.e., the “side conditions” are $x_i, y_i \neq 0$ for $i = 0, \dots, 3$. In particular, the only such component of $F = 0$ is the irreducible set of 2×4 matrices of rank 1 having codimension 3.

The first level computes a multiprojective witness set for the irreducible hypersurface $F_1 = 0$ which has multidegree $1[\mathbf{x}]^3[\mathbf{y}]^2 + 1[\mathbf{x}]^2[\mathbf{y}]^3$. Since both of the witness points have $x_i, y_i, F_2 \neq 0$, they are both regenerated to the next level.

The second level computes a multiprojective witness set for the reducible codimension 2 variety defined by $F_1 = F_2 = 0$ which has multidegree $1[\mathbf{x}]^3[\mathbf{y}] + 2[\mathbf{x}]^2[\mathbf{y}]^2 + 1[\mathbf{x}][\mathbf{y}]^3$. One of the four witness points lies on $x_1 = y_1 = 0$, while all four satisfy $F_3 \neq 0$. Thus, by using side conditions, we only need to regenerate 3 of the 4 points to the next level.

The third level computes yields 6 points, 2 of which lie on $x_2 = y_2 = 0$. The remaining 4 points lie on the same irreducible component. Thus, this computation yields a multiprojective witness set for the 2×4 matrices of rank 1, which has multidegree $1[\mathbf{x}]^3 + 1[\mathbf{x}]^2[\mathbf{y}] + 1[\mathbf{x}][\mathbf{y}]^2 + 1[\mathbf{y}]^3$.

We considered 2×4 matrices for easy illustration, but one can see that the computational savings of using side conditions can quickly increase as larger matrices are considered.

9.2 Comparison on a zero-dimensional variety

The following compares using various homotopy continuation techniques to solve the inverse kinematics of a general 6R robot. Following the formulation in [4, Ex. 5.2], the polynomial system is

$$F(z_2, z_3, z_4, z_5) = \begin{bmatrix} z_1 \cdot z_2 - c_1 \\ z_5 \cdot z_6 - c_5 \\ a_1 z_1 \times z_2 + d_2 z_2 + a_2 z_2 \times z_3 + d_3 z_3 + a_3 z_3 \times z_4 + d_4 z_4 + a_4 z_4 \times z_5 + d_5 z_5 + a_5 z_5 \times z_6 - p \\ z_2 \cdot z_3 - c_2 \\ z_3 \cdot z_4 - c_3 \\ z_4 \cdot z_5 - c_4 \\ z_2 \cdot z_2 - 1 \\ z_4 \cdot z_4 - 1 \\ z_3 \cdot z_3 - 1 \\ z_5 \cdot z_5 - 1 \end{bmatrix}$$

with variables $z_2, \dots, z_5 \in \mathbb{C}^3$ where $z_1, z_6, p \in \mathbb{C}^3$, $a_i, c_i, d_i \in \mathbb{C}$ are general. Hence, F consists of 12 polynomials in 12 variables and has 16 roots. We have selected the ordering so that the first two polynomials are linear, the next six are multilinear, and the last four are quadratic.

We consider solving $F = 0$ using various multihomogeneous homotopies, a polyedral homotopy, and various multiregenerations. The 1-, 2-, and 4-homogeneous Bézout counts based on the natural

level	1-homogeneous [12]		2-homogeneous		4-homogeneous	
	start	solutions	start	solutions	start	solutions
1	1	1	1	1	1	1
2	1	1	1	1	1	1
3	2	2	2	2	4	4
4	4	4	4	4	14	11
5	8	8	8	8	34	24
6	16	16	14	14	18	18
7	32	32	20	20	18	16
8	64	62	20	20	16	14
9	124	90	40	34	28	24
10	180	62	68	28	48	24
11	124	44	56	40	48	20
12	88	16	80	16	40	16
total	644		314		270	

Table 1: Summary of various regeneration procedures for inverse kinematics of 6R robot

groupings $\{z_2, z_3, z_4, z_5\}$, $\{z_2, z_4\} \times \{z_3, z_5\}$, and $\{z_2\} \times \{z_3\} \times \{z_4\} \times \{z_5\}$ are 1024, 320, and 576, respectively. The BKK root count is 288. These four counts are the number of start points used to solve $F = 0$ using a 1-, 2-, and 4-homogeneous homotopy and a polyhedral homotopy, respectively.

By using multiregeneration, one solves $F = 0$ as well as computing partial information about the multidegrees of $F_1 = \dots = F_k = 0$ for $k = 1, \dots, 12$ in the process since only slices which could lead to solutions of F are used. In Table 1, we summarize the multiregenerations by listing, at each level, the total number of points in the cultivated witness sets, which is the number of start points, and the total number of points in the witness sets, which is the number of solutions at that level.

9.3 Comparison on a positive-dimensional variety

Our next illustration arises from computing a rank-deficiency set of a skew-symmetric matrix. In particular, consider the polynomial system

$$f(x, \lambda) = \begin{bmatrix} S(x) \cdot B \cdot \begin{bmatrix} 1 \\ 0 \\ \lambda_1 \\ \lambda_2 \\ \lambda_3 \\ \lambda_4 \\ 0 \\ 1 \\ \lambda_5 \\ \lambda_6 \\ \lambda_7 \\ \lambda_8 \end{bmatrix} \\ S(x) \cdot B \cdot \begin{bmatrix} 1 \\ 0 \\ \lambda_1 \\ \lambda_2 \\ \lambda_3 \\ \lambda_4 \\ 0 \\ 1 \\ \lambda_5 \\ \lambda_6 \\ \lambda_7 \\ \lambda_8 \end{bmatrix} \end{bmatrix} \quad \text{where } S(x) = \begin{bmatrix} 0 & x_1 & x_2 & x_3 & x_4 & x_5 \\ -x_1 & 0 & x_6 & x_7 & x_8 & x_9 \\ -x_2 & -x_6 & 0 & x_{10} & x_{11} & x_{12} \\ -x_3 & -x_7 & -x_{10} & 0 & x_{13} & x_{14} \\ -x_4 & -x_8 & -x_{11} & -x_{13} & 0 & x_{15} \\ -x_5 & -x_9 & -x_{12} & -x_{14} & -x_{15} & 0 \end{bmatrix}$$

level	1-homogeneous [13]				2-homogeneous			
	start	nonsing	sing	nonsolns	start	nonsing	sing	nonsolns
1	2	0	0	2	2	0	0	2
2	4	0	0	4	4	0	0	4
3	8	0	0	8	8	0	0	8
4	16	0	0	16	16	0	0	16
5	32	0	0	31	31	0	0	31
6	62	0	0	57	57	0	0	57
7	114	0	0	99	99	0	0	99
8	198	0	0	163	163	0	0	163
9	326	45	0	178	255	45	0	178
10	356	0	84	104	260	0	84	104
11	208	0	66	24	136	0	66	24
12	48	0	20	0	24	0	20	0
total	1374				1055			

Table 2: Summary of various regeneration procedures for positive-dimensional solving

and $B \in \mathbb{C}^{6 \times 6}$ is a fixed general matrix. Since our focus is on skew-symmetric matrices of rank 4, we are searching for points x^* such that the linear system $f(x^*, \lambda) = 0$ has a unique solution. Since f consists of 12 polynomials and $\lambda \in \mathbb{C}^8$, we fix a general matrix $A \in \mathbb{C}^{15 \times 4}$ and vector $b \in \mathbb{C}^{15}$ and consider the polynomial system

$$F(y, \lambda) = f(Ay + b, \lambda).$$

We solve $F = 0$ using a natural 1- and 2-homogeneous structure on \mathbb{C}^{12} and $\mathbb{C}^4 \times \mathbb{C}^8$, respectively. Since each polynomial has degree 2 and multidegree $(1, 1)$, we use a randomization of the form $R \cdot F$ where R is a general upper triangular matrix. With this setup, the 1-homogeneous regeneration is equivalent to the regenerative cascade [13].

After computing the points in the witness sets at each level, we sort the points first based on the vanishing of F . If a point does not vanish on F , it is called a “nonsolution,” which is regenerated to the next level. If a point satisfies $F = 0$, we then sort based on the dimension of the null space of the Jacobian matrix of F evaluated at the point. If the nullity is equal to the level, then the point is called a “nonsingular solution” and this point must be a smooth point on a generically reduced component. Otherwise, the point is called a “singular solution.” Table 2 summarizes the multiregenerations by listing, at each level, the total number of points in the cultivated witness sets, which is the number of start points, the total number of nonsingular solutions, singular solutions, and nonsolutions. In this case, only the number of start points is different between the 1- and 2-homogeneous multiregenerations. In particular, all “singular solutions” lie on a codimension 9 component, which is irreducible of degree 45 in \mathbb{C}^{12} and has multidegree $3[\mathbf{y}]^3 + 6[\mathbf{y}]^2[\lambda] + 12[\mathbf{y}][\lambda]^2 + 24[\lambda]^3$ in $\mathbb{C}^4 \times \mathbb{C}^8$. In fact, $\{x \in \mathbb{C}^{15} : \text{rank } S(x) \leq 4\}$ is a hypersurface of degree 3, which is defined by the cubic polynomial $\sqrt{\det S(x)}$.

Acknowledgment

The authors want to thank Anton Leykin, Andrew Sommese, and Frank Sottile for helpful conversations, some of which occurred during the fall of 2014 at the Simons Institute for the Theory of Computing, leading to the results in this paper.

References

- [1] H. Alt, *Über die Erzeugung gegebener ebener Kurven mit Hilfe des Gelenkvierecks*, Zeitschrift für Angewandte Mathematik und Mechanik **3** (1923), no. 1, 13–19.
- [2] D.J. Bates, J.D. Hauenstein, C. Peterson, and A.J. Sommese, *A numerical local dimensions test for points on the solution set of a system of polynomial equations*, SIAM J. Numer. Anal. **47** (2009), no. 5, 3608–3623.
- [3] D.J. Bates, J.D. Hauenstein, A.J. Sommese, and C.W. Wampler, *Bertini: Software for numerical algebraic geometry*, Available at bertini.nd.edu with permanent doi: dx.doi.org/10.7274/R0H41PB5, 2006.
- [4] ———, *Numerically solving polynomial systems with Bertini*, Software, Environments, and Tools, vol. 25, Society for Industrial and Applied Mathematics (SIAM), Philadelphia, PA, 2013.
- [5] L. Chiantini, M. Mella, and G. Ottaviani, *One example of general unidentifiable tensors*, J. Algebr. Stat. **5** (2014), no. 1, 64–71.
- [6] B.H. Dayton and Z. Zeng, *Computing the multiplicity structure in solving polynomial systems*, ISSAC’05, ACM, New York, 2005, pp. 116–123 (electronic).
- [7] D.R. Grayson and M.E. Stillman, *Macaulay2, a software system for research in algebraic geometry*, Available at www.math.uiuc.edu/Macaulay2/.
- [8] W. Hao, A.J. Sommese, and Z. Zeng, *Algorithm 931: an algorithm and software for computing multiplicity structures at zeros of nonlinear systems*, ACM Trans. Math. Software **40** (2013), no. 1, Art. 5, 16.
- [9] J.D. Hauenstein, B. Mourrain, and A. Szanto, *Certifying isolated singular points and their multiplicity structure*, Proceedings of the 2015 ACM on International Symposium on Symbolic and Algebraic Computation, ISSAC ’15, 2015, pp. 213–220.
- [10] J.D. Hauenstein, L. Oeding, G. Ottaviani, and A.J. Sommese, *Homotopy techniques for tensor decomposition and perfect identifiability*, Preprint, arXiv:1501.00090.
- [11] J.D. Hauenstein, J.I. Rodriguez, and B. Sturmfels, *Maximum Likelihood for Matrices with Rank Constraints*, Journal of Algebraic Statistics **5** (2014), no. 1, 18–38.

- [12] J.D. Hauenstein, A.J. Sommese, and C.W. Wampler, *Regeneration homotopies for solving systems of polynomials*, Math. Comp. **80** (2011), no. 273, 345–377.
- [13] ———, *Regenerative cascade homotopies for solving polynomial systems*, Applied Mathematics and Computation **218** (2011), no. 4, 1240 – 1246.
- [14] J.D. Hauenstein and C.W. Wampler, *Isosingular sets and deflation*, Found. Comput. Math. **13** (2013), no. 3, 371–403.
- [15] ———, *Unification and extension of intersection algorithms in numerical algebraic geometry*, Preprint available at www.nd.edu/~jhauenst/preprints/hwGeneralIntersection.pdf.
- [16] J. Huh and B. Sturmfels, *Likelihood Geometry*, Combinatorial Algebraic Geometry, Lecture Notes in Mathematics, vol. 2108, Springer International Publishing, 2014, pp. 63–117.
- [17] A. Leykin, J. Verschelde, and A. Zhao, *Newton's method with deflation for isolated singularities of polynomial systems*, Theoret. Comput. Sci. **359** (2006), no. 1-3, 111–122.
- [18] A.P. Morgan and A.J. Sommese, *A homotopy for solving general polynomial systems that respects m-homogeneous structures*, Appl. Math. Comput. **24** (1987), no. 2, 101–113.
- [19] ———, *Coefficient-parameter polynomial continuation*, Appl. Math. Comput. **29** (1989), no. 2, 123–160.
- [20] B. Shiffman and A.J. Sommese, *Vanishing theorems on complex manifolds*, Progress in Mathematics, vol. 56, Birkhäuser Boston, Inc., Boston, MA, 1985.
- [21] A.J. Sommese, J. Verschelde, and C.W. Wampler, *Numerical irreducible decomposition using projections from points on the components*, Symbolic computation: solving equations in algebra, geometry, and engineering (South Hadley, MA, 2000), Contemp. Math., vol. 286, Amer. Math. Soc., Providence, RI, 2001, pp. 37–51.
- [22] ———, *Using monodromy to decompose solution sets of polynomial systems into irreducible components*, Applications of algebraic geometry to coding theory, physics and computation (Eilat, 2001), NATO Sci. Ser. II Math. Phys. Chem., vol. 36, Kluwer Acad. Publ., Dordrecht, 2001, pp. 297–315.
- [23] ———, *Symmetric functions applied to decomposing solution sets of polynomial systems*, SIAM J. Numer. Anal. **40** (2002), no. 6, 2026–2046.
- [24] A.J. Sommese and C.W. Wampler, II, *The numerical solution of systems of polynomials arising in engineering and science*, World Scientific Publishing Co. Pte. Ltd., Hackensack, NJ, 2005.
- [25] C.W. Wampler, A.P. Morgan, and A.J. Sommese, *Complete solution of the nine-point path synthesis problem for four-bar linkages*, ASME J. Mech. Design **114** (1992), 153–159.
- [26] C.W. Wampler and A.J. Sommese, *Numerical algebraic geometry and algebraic kinematics*, Acta Numer. **20** (2011), 469–567.