

A Sparse Stochastic Collocation Technique for High Frequency Wave Propagation with Uncertainty

G. Malenova^{*1}, M. Motamed^{†2}, O. Runborg^{‡1}, and R. Tempone^{§3}

¹*KTH Royal Institute of Technology*

²*The University of New Mexico*

³*King Abdullah University of Science and Technology*

June 13, 2022

Abstract

We consider the wave equation with highly oscillatory initial data, where there is uncertainty in the wave speed, initial phase and/or initial amplitude. To estimate quantities of interest related to the solution, and their statistics, we combine a high frequency method based on Gaussian beams with sparse stochastic collocation. Although the wave solution u^ε is highly oscillatory in both physical and stochastic space, we show theoretical arguments and numerical evidence that quantities of interest based on local averages of $|u^\varepsilon|^2$ are smooth, with derivatives in stochastic space uniformly bounded in frequency. The stochastic regularity makes the sparse stochastic collocation approach more efficient than Monte Carlo methods. We show numerical tests that demonstrate this advantage.

1 Introduction

The propagation of high frequency waves is modeled by hyperbolic partial differential equations (PDEs) with highly oscillatory solutions. The wavelength is very short compared to the variations of the medium structure and the wave propagation distance, resulting in a multi-scale problem. In addition, models are often subject to uncertainty, due to both incomplete knowledge of model parameters (such as wave speed) and the intrinsic variability of the physical system (such as the location of earthquake hypocenter or the time frequency of volcanic forces). The problem therefore involves two components: *multiple scales* and *uncertainty*. High levels of confidence in the predictions require an understanding of the uncertainties in the model. This understanding can be obtained by a process called uncertainty quantification

*malenova@kth.se

†motamed@math.unm.edu

‡olofr@nada.kth.se

§raul.tempone@kaust.edu.sa

(UQ). Furthermore, one must take into account the systematic coupling and interaction of the two involved components, i.e. multiple scales and uncertainty.

Despite recent advances in the uncertainty quantification of a wide range of mathematical models, see e.g. [7, 12, 34], viable UQ methodologies for high frequency waves are not well developed. Current methods are based on Monte Carlo sampling techniques [33], which feature slow convergence rates. The main reason that more efficient methods with fast spectral convergence rates are not developed for high frequency waves is that the wave solution and its derivatives in the stochastic space are highly oscillatory. Spectral techniques in the stochastic space have to resolve these oscillations and will thus require very many sample points to be accurate. Here, we aim at developing efficient computational techniques which feature fast convergence rates independent of the oscillations.

In this paper, we are mainly concerned with the forward propagation of uncertainty in high frequency waves, where the uncertainty in the input parameters, such as wave speed and initial data, propagates through the multiscale hyperbolic model to give information about uncertain output quantities of interest (QoIs). As the prototype model equation for high frequency waves, we consider the scalar wave equation with highly oscillatory initial data. The main sources of uncertainty are the wave speed and/or the initial data, which are described by a finite number of independent random variables with known probability distributions. We propose a novel stochastic spectral asymptotic method, which combines two techniques: (1) a Gaussian beam summation method for propagating high frequency waves; and (2) a sparse stochastic collocation method for propagating uncertainty and approximating the statistics of QoIs. An important property is the *stochastic regularity* of the QoIs. By this we mean the regularity of output QoIs with respect to input random parameters. The fast spectral convergence of the proposed method depends crucially on the presence of high stochastic regularity, *independent of the wave frequency*. In particular, through both theoretical arguments for simplified problems and numerical experiments for more complicated problems, we show that although the derivatives of highly oscillatory wave solution u^ε with respect to the random parameters are not bounded independently of frequency, physically motivated QoIs based on local averages of $|u^\varepsilon|^2$ are smooth with uniformly bounded derivatives in the stochastic space. Consequently, despite the slow algebraic convergence for the wave solution, the proposed method gives fast spectral convergence for those QoIs.

We note that the two methods composing the proposed method have already been employed and are not new. The stochastic collocation method has been widely used in forward propagation of uncertainty in many PDE models, see e.g. [35, 2, 25, 24, 20, 4, 8]. The Gaussian beam summation has also been successfully applied to deterministic high frequency wave propagation problems, see e.g. [27, 29, 21, 22, 11, 14, 23]. However, combining the two methods is not straightforward since the convergence rate of the resulting method strongly depends on the stochastic regularity of the QoI, which in general depends on the frequency. The main contributions of this paper include: (1) constructing a novel algorithm for the uncertainty propagation of high frequency waves by a systematic coupling of sparse stochastic collocation and Gaussian beam approximation; and (2) verifying the fast spectral convergence of the proposed algorithm for particular types of quadratic quantities, independent of frequency.

The rest of the paper is organized as follows. In Section 2 we formulate the high frequency

wave propagation problem with stochastic parameters. The stochastic spectral asymptotic method for the forward propagation of uncertainty in the problem is presented in Section 3. In Section 4, we discuss the stochastic regularity of the highly oscillatory solution and a particular quantity of interest, through theoretical arguments and numerical experiments. In Section 5 we perform numerical examples and demonstrate the spectral convergence of the proposed method for the quantity of interest. Finally, we summarize our conclusions in Section 6.

2 Problem Statement

Consider the Cauchy problem for the stochastic wave equation

$$u_{tt}^\varepsilon(t, \mathbf{x}, \mathbf{y}) - c(\mathbf{x}, \mathbf{y})^2 \Delta u^\varepsilon(t, \mathbf{x}, \mathbf{y}) = 0, \quad \text{in } [0, T] \times \mathbb{R}^n \times \Gamma, \quad (1a)$$

$$u^\varepsilon(0, \mathbf{x}, \mathbf{y}) = g_1^\varepsilon(\mathbf{x}, \mathbf{y}), \quad u_t^\varepsilon(0, \mathbf{x}, \mathbf{y}) = g_2^\varepsilon(\mathbf{x}, \mathbf{y}), \quad \text{on } \{t = 0\} \times \mathbb{R}^n \times \Gamma, \quad (1b)$$

where $u^\varepsilon \in \mathbb{C}$ is the stochastic wave function, $t \in [0, T]$ is the time, $\mathbf{x} = (x_1, \dots, x_n) \in \mathbb{R}^n$ is the spatial variable, $\mathbf{y} = (y_1, \dots, y_N) \in \Gamma \subset \mathbb{R}^N$ is a random vector, and $\varepsilon \ll 1$ is a small positive number, representing a typical short wavelength defined below. We use the convention that ∇ represents the gradient with respect to the spatial variables \mathbf{x} .

Sources of uncertainty. The uncertainty in the model (1) is described by a random vector \mathbf{y} , consisting of $N \in \mathbb{N}_+$ independent random variables y_1, \dots, y_N with a bounded joint probability density $\rho(\mathbf{y}) = \prod_{n=1}^N \rho_n(y_n) : \Gamma \rightarrow \mathbb{R}_+$. There may be two sources of uncertainty: uncertainty in the local wave speed $c = c(\mathbf{x}, \mathbf{y})$, and uncertainty in the initial data $g_1^\varepsilon = g_1^\varepsilon(\mathbf{x}, \mathbf{y})$ and $g_2^\varepsilon = g_2^\varepsilon(\mathbf{x}, \mathbf{y})$. We make the following smoothness, uniform coercivity and boundedness assumptions on the wave speed:

$$c(\cdot, \mathbf{y}) \in C^\infty(\mathbb{R}^n), \quad \forall \mathbf{y} \in \Gamma, \quad (2)$$

$$0 < c_{\min} \leq c(\mathbf{x}, \mathbf{y}) \leq c_{\max} < \infty, \quad \forall \mathbf{x} \in \mathbb{R}^n, \quad \forall \mathbf{y} \in \Gamma. \quad (3)$$

We further assume that the random wave speed has bounded mixed \mathbf{y} -derivatives of any order, i.e. for a multi-index $\mathbf{k} = (k_1, \dots, k_N) \in \mathbb{Z}_+^N$ with $|\mathbf{k}| \geq 0$, we define $\partial_{\mathbf{y}}^{\mathbf{k}} := \frac{\partial^{|\mathbf{k}|}}{\partial y_1^{k_1} \dots \partial y_N^{k_N}}$ and assume

$$\left\| \partial_{\mathbf{y}}^{\mathbf{k}} c(\cdot, \mathbf{y}) \right\|_{L^\infty(\mathbb{R}^n)} < \infty, \quad \forall \mathbf{y} \in \Gamma. \quad (4)$$

High frequency waves. We consider highly oscillatory initial data of the form

$$g_1^\varepsilon(\mathbf{x}, \mathbf{y}) = A_0(\mathbf{x}, \mathbf{y}) e^{i\Phi_0(\mathbf{x}, \mathbf{y})/\varepsilon}, \quad g_2^\varepsilon(\mathbf{x}, \mathbf{y}) = \frac{1}{\varepsilon} B_0(\mathbf{x}, \mathbf{y}) e^{i\Phi_0(\mathbf{x}, \mathbf{y})/\varepsilon}, \quad (5)$$

where the short wavelength ε is assumed to be much smaller than the typical scale of the medium structure (variations in the wave speed) and the wave propagation distance (the size of the computational domain). Such initial data generate high frequency waves propagating in low frequency media. The functions A_0 , B_0 and Φ_0 are assumed to be real-valued and smooth, with $|\nabla \Phi|$ bounded away from zero, $\forall \mathbf{y} \in \Gamma$. We therefore assume

$$g_1^\varepsilon(\cdot, \mathbf{y}), g_2^\varepsilon(\cdot, \mathbf{y}) \in C_c^\infty(\mathbb{R}^n), \quad \forall \mathbf{y} \in \Gamma, \quad \forall \varepsilon > 0. \quad (6)$$

Well-posedness of the problem. By formally partial-differentiating the problem (1) with respect to t and \mathbf{x} and a simple extension of the proof for deterministic problems [13, 10, 5], we can show that the problem (1) is well-posed. In other words, there exists a unique solution

$$u^\varepsilon \in C^\infty([0, T] \times \mathbb{R}^n) \otimes L_\rho^2(\Gamma),$$

to the problem (1), with the random wave speed satisfying (2)-(3) and the initial data satisfying (6). Moreover, the solution depends continuously on the data. Here, the space of stochastic functions with bounded second moments is defined as

$$L_\rho^2(\Gamma) := \left\{ v : \Gamma \rightarrow \mathbb{R}, \int_\Gamma |v(\mathbf{y})|^2 \rho(\mathbf{y}) d\mathbf{y} < \infty \right\}.$$

We also note that by partial-differentiating the problem (1) with respect to \mathbf{y} and employing assumption (4), we can further show $u^\varepsilon \in C^\infty([0, T] \times \mathbb{R}^n \times \Gamma)$. We refer to [20, 19] for a more detailed discussion on the well-posedness of stochastic wave propagation problems.

The ultimate goal is the prediction of statistical moments of the high oscillatory solution u^ε or statistics of some given physically motivated QoIs. In particular we consider the following QoI

$$\mathcal{Q}^\varepsilon(\mathbf{y}) = \int_{\mathbb{R}^n} |u^\varepsilon(T, \mathbf{x}, \mathbf{y})|^2 \psi(\mathbf{x}) d\mathbf{x}, \quad (7)$$

where ψ is a given real-valued function, referred to as the *QoI test function*. Throughout this paper, the QoI test functions we consider will always be smooth and compactly supported, $\psi \in C_c^\infty(\mathbb{R}^n)$, unless otherwise stated.

Remark 1. *In the present work, we concentrate only on the quadratic QoI (7), which represents the average strength of the wave inside the support of ψ . Other types of QoIs will be considered and studied in future works. We note in particular that the linear quantity $\tilde{\mathcal{Q}}^\varepsilon(\mathbf{y}) = \int_{\mathbb{R}^n} u^\varepsilon(T, \mathbf{x}, \mathbf{y}) \psi(\mathbf{x}) d\mathbf{x}$ typically vanishes as $\varepsilon \rightarrow 0$ and is therefore not of interest.*

3 A Stochastic Spectral Asymptotic Method

In this section, we present an efficient numerical method for solving the stochastic wave equation (1) with highly oscillatory initial functions (5). The method combines two techniques: a Gaussian beam summation method for propagating high frequency waves; and a sparse stochastic collocation method for approximating the statistics of QoIs.

3.1 Gaussian beam approximation

The Gaussian beam method describes high-frequency waves in a way closely related to geometrical optics and ray tracing. Geometrical optics formally assumes the solution of (1) to be of the form

$$u^\varepsilon(t, \mathbf{x}, \mathbf{y}) = a(t, \mathbf{x}, \mathbf{y}) e^{i\phi(t, \mathbf{x}, \mathbf{y})/\varepsilon}. \quad (8)$$

As the phase and amplitude are independent of frequency and vary on a much coarser scale than the solution, they might be resolved with a computational cost independent of ε . In

the limit $\varepsilon \rightarrow \infty$, we arrive at the *eikonal* and *transport equations* [27]:

$$\phi_t + c(\mathbf{x}, \mathbf{y})|\nabla\phi| = 0, \quad (9)$$

$$a_t + \frac{c^2(\mathbf{x}, \mathbf{y})\Delta\phi - \phi_{tt}}{2c(\mathbf{x}, \mathbf{y})|\nabla\phi|}a + \frac{c(\mathbf{x}, \mathbf{y})\nabla a \cdot \nabla\phi}{|\nabla\phi|} = 0, \quad (10)$$

with the initial data

$$a(0, \mathbf{x}, \mathbf{y}) = A_0(\mathbf{x}, \mathbf{y}), \quad \phi(0, \mathbf{x}, \mathbf{y}) = \Phi_0(\mathbf{x}, \mathbf{y}),$$

recalled from (5).

Rays are bicharacteristics of the eikonal equation. That is, they are curves $\mathbf{q}(t, \mathbf{y})$ in \mathbb{R}^n (and values $\mathbf{p}(t, \mathbf{y})$ on those curves) parameterized by $t \geq 0$ satisfying

$$\frac{d\mathbf{q}}{dt} = c(\mathbf{q}, \mathbf{y})\frac{\mathbf{p}}{|\mathbf{p}|}, \quad \frac{d\mathbf{p}}{dt} = -\nabla c(\mathbf{q}, \mathbf{y})|\mathbf{p}|, \quad (11)$$

with initial values $\mathbf{q}(0, \mathbf{y}) = \mathbf{z}_0(\mathbf{y})$, $\mathbf{p}(0, \mathbf{y}) = \nabla\Phi_0(\mathbf{z}_0(\mathbf{y}), \mathbf{y})$. For this choice of initial data, $\frac{d}{dt}\phi(t, \mathbf{q}(t, \mathbf{y}), \mathbf{y}) = 0$ and the phase ϕ is given by the simple expression $\phi(t, \mathbf{q}(t, \mathbf{y}), \mathbf{y}) = \Phi_0(\mathbf{z}_0(\mathbf{y}), \mathbf{y})$, i.e. the phase is constant along the characteristics. In this way, the eikonal equation always admits smooth solution locally in time, more precisely up to the point where two rays cross. If we denote the ray starting at \mathbf{z} by $\mathbf{q}(t, \mathbf{y}; \mathbf{z})$, then *caustic* points are those where this *ray function* degenerates in \mathbf{z} , i.e. where $\det \partial\mathbf{q}(t, \mathbf{y}; \mathbf{z})/\partial\mathbf{z} = 0$. At these points the initial ray position fails to be a well-defined function of the current ray position. A global smooth solution of (9) is in general not feasible as caustics develop when rays cross. Then the solution form (8) is not correct. The solution becomes multi-phased and geometrical optics predicts an unbounded amplitude [27], cf discussion in Section 4.

Gaussian beams present another type of high frequency approximation closely related to geometrical optics evaluated along rays. However, unlike geometrical optics, a Gaussian beam is well-defined for every t and their superposition performs well even at caustics.

A Gaussian beam $v^\varepsilon(t, \mathbf{x}, \mathbf{y})$ has the same form as (8):

$$v^\varepsilon(t, \mathbf{x}, \mathbf{y}) = A(t, \mathbf{x}, \mathbf{y})e^{i\Phi(t, \mathbf{x}, \mathbf{y})/\varepsilon}, \quad (12)$$

where the phase Φ and amplitude A are centered around the geometrical optics ray $\mathbf{q}(t, \mathbf{y})$

$$\begin{aligned} A(t, \mathbf{x}, \mathbf{y}) &= a(t, \mathbf{x} - \mathbf{q}(t, \mathbf{y}), \mathbf{y}), \\ \Phi(t, \mathbf{x}, \mathbf{y}) &= \phi(t, \mathbf{x} - \mathbf{q}(t, \mathbf{y}), \mathbf{y}). \end{aligned}$$

The two methods differ in the assumption on the phase ϕ . Geometrical optics assumes it to be real whereas Gaussian beam method sets the phase to be complex away from the ray. The imaginary part is chosen such that the Gaussian beam (12) decreases exponentially away from the central ray.

For the simplest (first order) Gaussian beams, a and ϕ read

$$\begin{aligned} a(t, \mathbf{x}, \mathbf{y}) &= a_0(t, \mathbf{y}), \\ \phi(t, \mathbf{x}, \mathbf{y}) &= \phi_0(t, \mathbf{y}) + \mathbf{x} \cdot \mathbf{p}(t, \mathbf{y}) + \frac{1}{2}\mathbf{x} \cdot M(t, \mathbf{y})\mathbf{x}, \end{aligned}$$

where M is a symmetric matrix with a positive imaginary part. By choosing $\mathbf{q}, \mathbf{p}, \phi_0, M$ and a_0 in the right way, the phase will satisfy the eikonal equation (9) up to $O(|\mathbf{x} - \mathbf{q}(t, \mathbf{y})|^3)$ and the amplitude will satisfy the transport equation (10) up to $O(|\mathbf{x} - \mathbf{q}(t, \mathbf{y})|)$. The coefficients ϕ_0, M, a_0 then obey the following ODEs (see [26]):

$$\dot{\phi}_0 = 0, \tag{13a}$$

$$\dot{M} = \pm(D + B^T M + MB + MCM), \tag{13b}$$

$$\dot{a}_0 = \pm \frac{1}{2|\mathbf{p}|} \left(c(\mathbf{q}, \mathbf{y}) \text{Tr}(M) - \nabla c(\mathbf{q}, \mathbf{y}) \cdot \mathbf{p} - \frac{c(\mathbf{q}, \mathbf{y}) \mathbf{p} \cdot M \mathbf{p}}{|\mathbf{p}|^2} \right) a_0, \tag{13c}$$

with

$$D = |\mathbf{p}| \nabla^2 c(\mathbf{q}, \mathbf{y}), \quad B = \frac{\mathbf{p} \otimes \nabla c(\mathbf{q}, \mathbf{y})}{|\mathbf{p}|}, \quad C = \frac{c(\mathbf{q}, \mathbf{y})}{|\mathbf{p}|} - \frac{c(\mathbf{q}, \mathbf{y})}{|\mathbf{p}|^3} \mathbf{p} \otimes \mathbf{p},$$

where the sign ambiguity corresponds to waves moving in opposite directions. We will always assume that the solution to these ODEs exists for the time intervals considered. A sufficient condition is, for instance, that $c(\mathbf{x}, \mathbf{y})$ and all its \mathbf{x} -derivatives upto order three are uniformly bounded for all $\mathbf{x} \in \mathbb{R}^n$ and $\mathbf{y} \in \Gamma$.

The name of the Gaussian beam is substantiated by its Gaussian shape. The imaginary part of ϕ is determined by $\mathbf{x} \cdot \text{Im}(M)\mathbf{x}$, thus

$$|v^\varepsilon(t, \mathbf{x}, \mathbf{y})| = a_0 \exp\left(-\frac{1}{2\varepsilon}(\mathbf{x} - \mathbf{q}(t, \mathbf{y})) \cdot \text{Im}(M)(\mathbf{x} - \mathbf{q}(t, \mathbf{y}))\right).$$

Since M has positive imaginary part, $|v(t, \mathbf{x}, \mathbf{y})|$ is Gaussian with a width $|\mathbf{x} - \mathbf{q}(t, \mathbf{y})| \sim \sqrt{\varepsilon}$. The positivity of $\text{Im}(M)$ is key to the Gaussian beam approximation. Indeed, [26] states that $M = M^T$ and $\text{Im}(M) > 0$ hold true at any time provided they are valid for the initial data.

In general, to construct higher order Gaussian beams, higher order Taylor expansion terms of ϕ and a must be employed. Analogously to the above derivation, $\Phi(t, \mathbf{x})$ is required to solve the eikonal equation (9) to $O(|\mathbf{x} - \mathbf{q}(t, \mathbf{y})|^{k+2})$ for the k -th order beams and the amplitude terms a_j to solve the transport equations to $O(|\mathbf{x} - \mathbf{q}(t, \mathbf{y})|^{k-2j})$ respectively. This again translates to a system of ODEs.

To approximate more general solutions, we use a superposition of Gaussian beams

$$u_{GB}^\varepsilon(t, \mathbf{x}, \mathbf{y}) = \frac{1}{(2\pi\varepsilon)^{n/2}} \int_{K_0} v^\varepsilon(t, \mathbf{x}, \mathbf{y}; \mathbf{z}) d\mathbf{z}, \tag{14}$$

over a compact domain $K_0 \subset \mathbb{R}^n$, where the initial data is supported, and $v^\varepsilon(t, \mathbf{x}, \mathbf{y}; \mathbf{z})$ is a Gaussian beam that starts in the point $\mathbf{z} \in K_0$.

Due to linearity of the wave equation the superposition (14) is also an asymptotic solution, since each individual beam is. The pre-factor $(2\pi\varepsilon)^{-n/2}$ normalizes the superposition so that $u_{GB}^\varepsilon = O(1)$ away from caustics. The coefficients of the beams are similarly parameterized

by \mathbf{z} and denoted $\mathbf{q}(t, \mathbf{y}; \mathbf{z})$, $\mathbf{p}(t, \mathbf{y}; \mathbf{z})$, etc. Following [29] we choose the initial values to be

$$\mathbf{q}(0, \mathbf{y}; \mathbf{z}) = \mathbf{z}, \quad (15a)$$

$$\mathbf{p}(0, \mathbf{y}; \mathbf{z}) = \nabla \Phi_0(\mathbf{z}, \mathbf{y}), \quad (15b)$$

$$M(0, \mathbf{y}; \mathbf{z}) = \nabla^2 \Phi_0(\mathbf{z}, \mathbf{y}) + i\text{Id}_{n \times n}, \quad (15c)$$

$$\phi(0, \mathbf{y}; \mathbf{z}) = \Phi_0(\mathbf{z}, \mathbf{y}), \quad (15d)$$

$$a_0(0, \mathbf{y}; \mathbf{z}) = A_0(\mathbf{z}, \mathbf{y}). \quad (15e)$$

It has been shown in [14] that the initial data for higher order beams can be chosen such that the error in a ε -scaled energy norm satisfies the estimate

$$\|u_{GB}^\varepsilon(t, \cdot) - u^\varepsilon(t, \cdot)\|_E \leq C(T)\varepsilon^{\frac{k}{2}},$$

for some constant C independent of ε , and k is the order of Gaussian beam. Note that this holds regardless of the presence of caustics in the solution. Numerically, the integral (14) is approximated by the trapezoidal rule:

$$u_{GB}^\varepsilon(t, \mathbf{x}, \mathbf{y}) \approx \frac{1}{(2\pi\varepsilon)^{n/2}} \sum_j v^\varepsilon(t, \mathbf{x}, \mathbf{y}; \mathbf{z}_j) \Delta z^n, \quad (16)$$

where $\Delta z \sim \sqrt{\varepsilon}$, and the ODEs (11) and (13) are solved with a numerical ODE method. The computational cost of Gaussian beam method is then much smaller than that of a direct solver.

3.2 Sparse Stochastic Collocation

For stochastic PDE models, such as the wave model (1) with stochastic inputs, there are in general three types of methods for propagating uncertainty: intrusive, non-intrusive, and hybrid methods. Intrusive methods, such as perturbation expansion and stochastic Galerkin [7, 36, 18, 1, 30], require extensive modifications of existing deterministic solvers. On the contrary, non-intrusive methods, such as Monte Carlo [6] and stochastic collocation [35, 2, 20], are sample-based approaches. They rely on a set of deterministic models corresponding to a set of realizations and hence require no modifications of existing deterministic solvers. Finally, hybrid methods are a mixture of both intrusive and non-intrusive approaches [31]. In this work, we consider the stochastic collocation method on sparse grids and briefly review the method for the uncertainty propagation of high frequency waves.

The stochastic collocation method consists of three main steps. First, the problem (1) is discretized in the physical space, i.e. in space and time, using a deterministic asymptotic solver such as the Gaussian beam method described in Section 3.1. We therefore obtain a semi-discrete solution $u_{GB}^\varepsilon(t, \mathbf{x}, \mathbf{y})$, keeping the variable \mathbf{y} in the stochastic space continuous. The semi-discrete problem is then collocated on a set of $\eta \in \mathbb{N}_+$ collocation points $\{\mathbf{y}^{(k)}\}_{k=1}^\eta \in \Gamma$ to compute η approximate solutions $u_{GB}^\varepsilon(t, \mathbf{x}, \mathbf{y}^{(k)})$. Finally, a global polynomial approximation $u_{GB,\eta}^\varepsilon$ is built upon those evaluations

$$u_{GB,\eta}^\varepsilon(t, \mathbf{x}, \mathbf{y}) = \sum_{k=1}^\eta u_{GB}^\varepsilon(t, \mathbf{x}, \mathbf{y}^{(k)}) L_k(\mathbf{y}), \quad (17)$$

for suitable multivariate polynomials $\{L_k(\mathbf{y})\}_{k=1}^\eta$, such as Lagrange polynomials, in the stochastic space.

A key point in the stochastic collocation method is the choice of the set of collocation points $\{\mathbf{y}^{(k)}\}_{k=1}^\eta$, i.e. the type of computational grid in the N -dimensional stochastic space. A full tensor grid, based on Cartesian product of mono-dimensional grids, can only be used when the dimension of the stochastic space N is small, since the computational cost grows exponentially fast with N (*curse of dimensionality*). To clarify this, let $\ell \in \mathbb{Z}_+$ be a non-negative integer, called the *level*. Moreover, for a given index $j \in \mathbb{Z}_+$, let $p(j)$ be an increasing function, which relates the index j to the polynomial degree and hence to the number of interpolation nodes. Typical functions for the polynomial degree are given by the *linear rule*

$$p(j) = j, \quad (18)$$

and the *nested rule*

$$p(j) = 2^j \text{ for } j > 0, \quad p(0) = 0. \quad (19)$$

In the full tensor grid, in each direction we take all polynomials of degree at most $p(\ell)$, and therefore $\eta = (p(\ell) + 1)^N$ grid points (nodes or knots) are needed.

Alternatively, sparse grids can reduce the curse of dimensionality. They were originally introduced by Smolyak for high dimensional quadrature and interpolation computations [28]. To understand the general sparse grid construction, let $\mathbf{j} = (j_1, \dots, j_N) \in \mathbb{Z}_+^N$ be a multi-index containing non-negative integers. In each direction Γ_n with $n = 1, \dots, N$ and for a non-negative index j_n in \mathbf{j} , we introduce the univariate polynomial interpolation operator

$$\mathcal{U}^{j_n} : C^0(\Gamma_n) \rightarrow \mathbb{P}_{p(j_n)}(\Gamma_n),$$

on $p(j_n) + 1$ suitable knots. Here, \mathbb{P}_p is the space of univariate polynomials of degree p . The univariate interpolation operator applied on a stochastic function of only one random variable, say $v(y_n)$, reads

$$\mathcal{U}^{j_n}[v(y_n)] := \sum_{k=1}^{p(j_n)+1} v(y_n^{(k)}) L_k(y_n).$$

Here, $L_k(y_n)$ is the univariate Lagrange polynomial of degree $k - 1$. With $\mathcal{U}^{-1} = 0$, we then define the detail operator

$$\Delta^{j_n} := \mathcal{U}^{j_n} - \mathcal{U}^{j_n-1}.$$

Introducing a sequence of index sets $\mathcal{I}(\ell) \subset \mathbb{Z}_+^N$, the sparse grid approximation of the solution to (1) at level ℓ reads

$$u^\varepsilon(\cdot, \mathbf{y}) \approx \mathcal{S}_{\mathcal{I}(\ell)}[u_{\text{GB}}^\varepsilon(\cdot, \mathbf{y})] = \sum_{\mathbf{j} \in \mathcal{I}(\ell)} \bigotimes_{n=1}^N \Delta^{j_n} [u_{\text{GB}}^\varepsilon(\cdot, \mathbf{y})]. \quad (20)$$

Equivalently, we can rewrite the sparse approximation (20) as

$$\mathcal{S}_{\mathcal{I}(\ell)}[u_{\text{GB}}^\varepsilon(\cdot, \mathbf{y})] = \sum_{\mathbf{j} \in \mathcal{I}(\ell)} C(\mathbf{j}) \bigotimes_{n=1}^N \mathcal{U}^{j_n} [u_{\text{GB}}^\varepsilon(\cdot, \mathbf{y})], \quad C(\mathbf{j}) = \sum_{\substack{\mathbf{i} \in \{0,1\}^N \\ \mathbf{i} + \mathbf{j} \in \mathcal{I}(\ell)}} (-1)^{|\mathbf{i}|}, \quad (21)$$

where the multivariate interpolation operator reads

$$\bigotimes_{n=1}^N \mathcal{U}^{j_n} [u_{\text{GB}}^\varepsilon(\cdot, \mathbf{y})] := \sum_{k_1=1}^{p(j_1)+1} \cdots \sum_{k_N=1}^{p(j_N)+1} u_{\text{GB}}^\varepsilon(\cdot, (y_1^{(k_1)}, \dots, y_N^{(k_N)})) \prod_{n=1}^N L_{k_n}(y_n). \quad (22)$$

It is given by the tensor product of N univariate interpolation operators, constructed on a full tensor grid corresponding to the multi-index \mathbf{j} . The second formulation (21) shows that a sparse grid is a linear combination of a few tensor product grids, each with a relatively small number of grid points.

To fully characterize the sparse approximation operator in (20) and (21), we need to provide the following:

- (1) A level $\ell \in \mathbb{Z}_+$ and a function $p(j)$ given by either (18) or (19).
- (2) A sequence of sets $\mathcal{I}(\ell)$. Typical examples of index sets include:
 - Total degree index set: $\mathcal{I}_{\text{TD}}(\ell) = \{\mathbf{j} : \sum_{n=1}^N j_n \leq \ell\}$.
 - Hyperbolic cross index set: $\mathcal{I}_{\text{HC}}(\ell) = \{\mathbf{j} : \prod_{n=1}^N (j_n + 1) \leq \ell + 1\}$.
- (3) The family of grid points to be used. Typical choices include:
 - Gauss abscissas are the zeros of ρ -orthogonal polynomials.
 - Clenshaw-Curtis abscissas are the extrema of Chebyshev polynomials.

Remark 2. (*Full tensor and Smolyak grids*) The full tensor grid corresponds to the full tensor index set $\mathcal{I}_{\text{FT}}(\ell) = \{\mathbf{j} : \max_n j_n \leq \ell\}$. The Smolyak sparse grid is a particular type of sparse grids, where we use the nested rule (19) and the total degree index set, based on either Gauss or Clenshaw-Curtis abscissas. In the latter case, we obtain a nested grid, where grids in different levels are embedded.

In many practical applications, the main goal is the computation of the statistical moments of the solution or some QoIs. In such cases, we can directly compute the statistical moments using Gauss or Clenshaw-Curtis quadrature formulas, without explicitly constructing the solution or other quantities by sparse approximation formulas such as (21). Suppose we want to compute the statistics of an operator applied on the solution, say $F(u^\varepsilon)$. This can for instance be the solution itself, the QoI (7), or different powers of these quantities when computing higher moments. We write

$$\mathbb{E}[F(u^\varepsilon(\cdot, \mathbf{y}))] \approx \mathbb{E}[\mathcal{S}_{\mathcal{I}(\ell)}[F(u_{\text{GB}}^\varepsilon(\cdot, \mathbf{y}))]] = \int_{\Gamma} \mathcal{S}_{\mathcal{I}(\ell)}[F(u_{\text{GB}}^\varepsilon(\cdot, \mathbf{y}))] \rho(\mathbf{y}) \, d\mathbf{y} \approx \sum_{k=1}^{\eta} \theta_k F(u_{\text{GB}}^\varepsilon(\cdot, \mathbf{y}^{(k)})),$$

where, by (21)-(22), the quadrature weights read

$$\theta_k = c_k \int_{\Gamma} \tilde{L}_k(\mathbf{y}) \rho(\mathbf{y}) \, d\mathbf{y}.$$

Here, each global index $k = 1, \dots, \eta$ corresponds to a local multi-index $[k_1, \dots, k_N]$ in the formulas (21)-(22). Correspondingly, we have $\tilde{L}_k(\mathbf{y}) = \prod_{n=1}^N L_{k_n}(y_n)$. Moreover, the coefficients

c_k correspond to the coefficients C in (21). For more information on the choice of abscissas and a detailed comparison between Gauss and Clenshaw-Curtis quadrature rules, we refer to [32].

Convergence of stochastic collocation. It is well known that the rate of convergence of stochastic collocation for a stochastic function, say $v(\mathbf{y})$, in general depends on the stochastic regularity of the function, i.e. the regularity of the mapping $v : \Gamma \rightarrow \mathbb{R}$. Fast convergence is attained in the presence of high stochastic regularity. For instance, suppose $v(\mathbf{y})$ is continuous and admits an analytic extension in the complex region

$$\tilde{\Gamma}_\tau = \left\{ \mathbf{z} = (z_1, \dots, z_N) \in \mathbb{C}^N \mid \text{for some } j: \text{dist}(z_j, \Gamma_j) \leq \tau \text{ and } z_k \in \Gamma_k \text{ for } k \neq j \right\},$$

whose size is characterized by the radius of analyticity $\tau > 0$. Then the maximum error ϵ_{\max} in the sparse approximation $\mathcal{S}_{\mathcal{I}(\ell)}[v(\mathbf{y})]$ in (21) on the Smolyak grid based on Clenshaw-Curtis abscissas satisfies (see Theorem 3.10 in [25])

$$\epsilon_{\max} \leq C(\tau, N, \Gamma) M(v, \tau, \Gamma) \eta^{-\sigma/(1+\log(2^N))}, \quad M(v, \tau, \Gamma) = \max_{\mathbf{z} \in \tilde{\Gamma}_\tau} |v(\mathbf{z})|,$$

where $\sigma > 0$ is directly proportional to the radius of analyticity τ , and C, M are independent of η . Therefore, the larger the radius of analyticity of the map, the faster the convergence rate in η . In the case of high frequency waves with highly oscillatory solutions, τ, σ and M will in general all depend on the wavelength ε . To maintain fast convergence, it is therefore important that M and $1/\tau$ remain bounded as $\varepsilon \rightarrow 0$. Since the size of M depends on the size of the \mathbf{y} -derivatives of v on Γ , we need uniform bounds for \mathbf{y} -derivatives independent of ε in order to obtain fast convergence for all ε . In other words, we require high regularity of the mappings $u^\varepsilon : \Gamma \rightarrow C^\infty([0, T] \times \mathbb{R}^n)$ and $\mathcal{Q}^\varepsilon : \Gamma \rightarrow \mathbb{R}$, uniformly in ε . This poses extra challenges in employing stochastic spectral techniques for high frequency waves. The stochastic regularity and the convergence of stochastic collocation for high frequency waves will be discussed in more details in Section 4.

4 Stochastic Regularity for High Frequency Waves

For fast convergence, regular dependence of the quantity of interest on the input random variables is required, as discussed in Section 3.2, and, ideally, $\mathcal{Q}^\varepsilon(\mathbf{y}) \in C^\infty(\Gamma)$. For high frequency problems we would like to have an even stronger bound, namely

$$\sup_{\mathbf{y} \in \Gamma} \left| \frac{\partial^{\mathbf{k}} \mathcal{Q}^\varepsilon(\mathbf{y})}{\partial \mathbf{y}^{\mathbf{k}}} \right| \leq C_{\mathbf{k}}, \quad \forall \mathbf{k} \in \mathbb{Z}_+^N, \quad (23)$$

where the constants $C_{\mathbf{k}}$ can be taken independent of the wavelength ε . If this is not true, the spectral convergence rate of a stochastic collocation method could deteriorate for small wavelengths ε ; with the bound (23) we expect that there is a rate that is uniform in ε .

We note that in general $u^\varepsilon(t, \mathbf{x}, \mathbf{y})$ will be oscillating with period $\sim \varepsilon$ in both \mathbf{x} and \mathbf{y} . If the corresponding quantity of interest would inherit this property, a bound like (23) could not hold. Nevertheless, in this section we conjecture that for a Gaussian beam superposition approximation of u^ε with initial data given by (5) and (13) respectively, the estimate (23) holds.

Conjecture 1. *The bound (23) holds for the quantity of interest computed with the Gaussian beam approximation (14)*

$$\mathcal{Q}^\varepsilon(\mathbf{y}) = \int_{\mathbb{R}^n} |u_{GB}^\varepsilon(T, \mathbf{x}, \mathbf{y})|^2 \psi(\mathbf{x}) d\mathbf{x},$$

if $\psi \in C_c^\infty(\mathbb{R}^n)$.

This is based on formal theoretical arguments and several numerical experiments, which are presented in the subsections below. The conjecture will be proved in an upcoming paper.

4.1 Motivation away from caustics

In this section we give a non-rigorous argument why (23) should hold, at least in the case when there are no caustics in the support of the quantity of interest. We thus consider a high-frequency solution for (1) and we assume $(t_0, \mathbf{x}_0, \mathbf{y}_0) \in [0, T] \times \mathbb{R}^n \times \Gamma$ is a regular, non-caustic point. By the theory of Maslov [16, 17] and Fourier Integral Operators [9, 10, 3] there is then at least a neighborhood U of $(t_0, \mathbf{x}_0, \mathbf{y}_0)$ in which the solution has the form

$$u^\varepsilon(t, \mathbf{x}, \mathbf{y}) = \sum_{j=1}^K A_j(t, \mathbf{x}, \mathbf{y}) e^{i\phi_j(t, \mathbf{x}, \mathbf{y})/\varepsilon + im_j\pi/4} + O(\varepsilon), \quad \forall (t, \mathbf{x}, \mathbf{y}) \in U, \quad (24)$$

for some integers K , which represents the number of waves passing through (t_0, \mathbf{x}_0) , and m_j , which is the Keller–Maslov index of wave j , i.e. the number of times it has passed through a caustic. Note that in general $K > 1$ when $t_0 > 0$, even if the initial data is of the single wave form (5) since new terms appear when caustics develop. See also [15]. The amplitudes $A_j(t, \mathbf{x}, \mathbf{y})$ and phases $\phi_j(t, \mathbf{x}, \mathbf{y})$ satisfy the geometrical optics equations, i.e. the transport and eikonal equations (9), (10). They are independent of ε and smooth in all variables, given the assumptions of a smooth wave speed as well as smooth initial amplitude and phase functions. Moreover, the phases ϕ_j are related to the initial phase Φ_0 and to $\mathbf{p}(t, \mathbf{y}; \mathbf{z})$ via the ray function $\mathbf{q}(t, \mathbf{y}; \mathbf{z})$ as follows. For each $(t, \mathbf{x}, \mathbf{y}) \in U$ and each $1 \leq j \leq K$ there is a $\mathbf{z}_j \in Z_j(t, \mathbf{y})$ such that

$$\mathbf{x} = \mathbf{q}(t, \mathbf{y}; \mathbf{z}_j), \quad \phi_j(t, \mathbf{x}, \mathbf{y}) = \Phi_0(\mathbf{z}_j, \mathbf{y}), \quad \nabla \phi_j(t, \mathbf{x}, \mathbf{y}) = \mathbf{p}(t, \mathbf{y}; \mathbf{z}_j), \quad (25)$$

where $Z_j(t, \mathbf{y})$ are disjoint open subsets of $\text{supp}(A_0(\cdot, \mathbf{y}))$.

Based on this, let us assume that in the support of the QoI test function ψ there are no caustic points at $t = T$, and that the solution satisfies (24) and (25). The quantity of interest (7) can then be written

$$\begin{aligned} \mathcal{Q}^\varepsilon(\mathbf{y}) &= \int_{\mathbb{R}^n} |u^\varepsilon(T, \mathbf{x}, \mathbf{y})|^2 \psi(\mathbf{x}) d\mathbf{x} \\ &\approx \int_{\mathbb{R}^n} \left| \sum_{j=1}^K A_j(T, \mathbf{x}, \mathbf{y}) e^{i\phi_j(T, \mathbf{x}, \mathbf{y})/\varepsilon + im_j\pi/4} \right|^2 \psi(\mathbf{x}) d\mathbf{x} \\ &= \Re \sum_{i=1}^K \sum_{j=1}^K \tilde{Q}_{ij}^\varepsilon(\mathbf{y}) e^{i(m_i - m_j)\pi/4}, \end{aligned}$$

where

$$\tilde{Q}_{ij}^\varepsilon(\mathbf{y}) = \int_{\mathbb{R}^n} A_i(T, \mathbf{x}, \mathbf{y}) A_j(T, \mathbf{x}, \mathbf{y}) e^{i(\phi_i(T, \mathbf{x}, \mathbf{y}) - \phi_j(T, \mathbf{x}, \mathbf{y}))/\varepsilon} \psi(\mathbf{x}) d\mathbf{x}. \quad (26)$$

We note that (23) holds if the same estimate holds for each $\tilde{Q}_{ij}^\varepsilon(\mathbf{y})$. Clearly the diagonal terms

$$\tilde{Q}_{jj}^\varepsilon(\mathbf{y}) = \int_{\mathbb{R}^n} A_j(T, \mathbf{x}, \mathbf{y})^2 \psi(\mathbf{x}) d\mathbf{x},$$

are smooth and independent of ε , hence satisfying (23). For the off-diagonal entries $i \neq j$, however, we have for a multi-index $\mathbf{k} \in \mathbb{Z}_+^N$,

$$\frac{\partial^{\mathbf{k}} \tilde{Q}_{ij}^\varepsilon(\mathbf{y})}{\partial \mathbf{y}^{\mathbf{k}}} = \sum_{\ell=1}^{|\mathbf{k}|} \frac{1}{\varepsilon^\ell} \int_{\mathbb{R}^n} r_{\ell, \mathbf{k}}(\mathbf{x}, \mathbf{y}) \psi(\mathbf{x}) \exp\left(i \frac{\phi_i(T, \mathbf{x}, \mathbf{y}) - \phi_j(T, \mathbf{x}, \mathbf{y})}{\varepsilon}\right) d\mathbf{x}, \quad i \neq j,$$

where $r_{\ell, \mathbf{k}}$ are smooth, ε -independent functions built from sums and products of \mathbf{y} -derivatives of A_i , A_j , ϕ_i and ϕ_j evaluated at $t = T$. Because of the pre-factors $\varepsilon^{-\ell}$ it follows that we cannot bound $\tilde{Q}_{ij}^\varepsilon$ as in (23) unless

$$\int_{\mathbb{R}^n} r_{\ell, \mathbf{k}}(\mathbf{x}, \mathbf{y}) \psi(\mathbf{x}) \exp\left(i \frac{\phi_i(T, \mathbf{x}, \mathbf{y}) - \phi_j(T, \mathbf{x}, \mathbf{y})}{\varepsilon}\right) d\mathbf{x} = O(\varepsilon^M), \quad \forall M \in \mathbb{Z}_+. \quad (27)$$

To verify this we use stationary phase arguments. More specifically, the following theorem formalizes the dependence of oscillatory integrals on critical points of the phase, see [9].

Theorem 1 (Principle of (non)-stationary phase). *Let $\psi \in C_c^\infty(\mathbb{R}^n)$ and $\varphi \in C^\infty(\mathbb{R}^n; \mathbb{R})$ such that $\nabla \varphi \neq 0$ on $\text{supp}(\psi)$. Then, for all $M \in \mathbb{Z}_+$ there exist constants C_M , independent of ε , such that*

$$\left| \int_{\mathbb{R}^n} e^{i\varphi(\mathbf{x})/\varepsilon} \psi(\mathbf{x}) d\mathbf{x} \right| \leq C_M \varepsilon^M.$$

When applying this theorem to the integral in (27) we thus obtain the required estimate provided two conditions are fulfilled. First, the QoI test function should be *smooth* with compact support, i.e. $\psi \in C_c^\infty(\mathbb{R}^n)$. Since the functions $r_{\ell, \mathbf{k}}$ are smooth the theorem then applies. However, we can, for instance, not expect (23) to hold if we define the quantity of interest just as an integral over a domain $D \subset \mathbb{R}^n$,

$$\mathcal{Q}^\varepsilon(y) = \int_D |u^\varepsilon(T, \mathbf{x}, \mathbf{y})|^2 d\mathbf{x}, \quad (28)$$

which corresponds to choosing ψ as the (non-smooth) characteristic function of D . Second, there should be no stationary points in the support of ψ . However, under our assumptions this is not possible. Indeed, suppose there is a stationary point, i.e.

$$\nabla \phi_i(T, \mathbf{x}, \mathbf{y}) = \nabla \phi_j(T, \mathbf{x}, \mathbf{y})$$

for some $\mathbf{x} \in \text{supp}(\psi)$. Then by (25) there are two geometrical optics ray starting at $\mathbf{z}_i \in Z_i(T, \mathbf{y})$, and $\mathbf{z}_j \in Z_j(T, \mathbf{y})$ respectively, such that

$$\begin{aligned} \mathbf{q}(T, \mathbf{y}; \mathbf{z}_i) &= \mathbf{q}(T, \mathbf{y}; \mathbf{z}_j) = \mathbf{x}, \\ \mathbf{p}(T, \mathbf{y}; \mathbf{z}_i) &= \nabla \phi_i(T, \mathbf{x}, \mathbf{y}) = \nabla \phi_j(T, \mathbf{x}, \mathbf{y}) = \mathbf{p}(T, \mathbf{y}; \mathbf{z}_j). \end{aligned}$$

But, by uniqueness of the solution to the Hamiltonian system (11), we must therefore have $\mathbf{z}_i = \mathbf{z}_j$. Hence, the two rays are the same and since the sets $\{Z_j(t, \mathbf{y})\}$ are disjoint, we get $i = j$, a contradiction.

4.2 Numerical justification and preliminaries

In this section we consider a number of problems with high frequency solutions to (1), to justify the bound (23). We recognize that the theoretical arguments for (23) in the previous section above were only formal. In general high frequency solutions there are caustics, which we did not account for. Furthermore, we did not consider the regularity of the approximation error $O(\varepsilon)$ in (24).

Here we will show three numerical examples to demonstrate that the quantity of interest $\mathcal{Q}^\varepsilon(\mathbf{y})$ can be smooth also in more general cases. First we show a simple one-dimensional example with constant coefficients, where the arguments in Section 4.1 are essentially rigorous; in one dimension there are no caustics, and for constant coefficients geometrical optics is exact. Our second example is still one-dimensional, and there are no caustics, but the speed of propagation varies in space, so geometrical optics is only accurate upto $O(\varepsilon)$. The last example is a two-dimensional problem where there are caustics in the solution. As we will see, for all these cases the quantity of interest, and its derivatives, remain non-oscillatory when the QoI test function is smooth.

All three examples use an initial condition of the single wave type

$$u^\varepsilon(0, \mathbf{x}, \mathbf{y}) = A_0(\mathbf{x}, \mathbf{y})e^{i\Phi_0(\mathbf{x}, \mathbf{y})/\varepsilon}, \quad (29)$$

where the amplitude A_0 is a sum of two pulses moving towards each other. The integration via the trapezoidal rule (16) is carried out to obtain the approximated Gaussian beam solution u_{GB}^ε . The spacing between the starting points is set to $\Delta z = \sqrt{\varepsilon}$ in all examples. The QoI test function in (7) will be based on the smooth function

$$\tilde{\psi}(\mathbf{x}) = \begin{cases} e^{-\frac{|\mathbf{x}|^2}{1-|\mathbf{x}|^2}}, & |\mathbf{x}| < 1, \\ 0, & \text{otherwise,} \end{cases} \quad (30)$$

To show the regularity of $\mathcal{Q}^\varepsilon(\mathbf{y})$ at high frequencies, it will be computed for a sequence of small wavelengths $\varepsilon = (1/40, 1/80, 1/160)$. The final time in (7) is fixed at $T = 1$ for all three examples below.

The integration over variable \mathbf{x} in (7) is again carried out by the trapezoidal rule with a spatial step that is uniform in all dimensions $\Delta x = \frac{2\pi\varepsilon}{10}$, unless stated otherwise. This corresponds to ten points per wavelength, which gives a very high accuracy when $\psi \in C_c^\infty(\mathbb{R}^n)$ due to the spectral convergence of the trapezoidal rule for such functions.

4.2.1 Example 1: Constant speed of propagation in 1D

We start with the simple case of the one-dimensional wave equation (1) with constant speed of propagation, where we have an explicit expression for the solution $u(t, x, y)$. We investigate a case when two high-frequency pulses are moving towards each other,

$$A_0(x) = g(x - s_1) + g(x - s_2), \quad g(x) = e^{-5x^2}, \quad \Phi_0(x) = x^2,$$

where $s_1 = -s_2 = 1.5$. The initial data has no uncertainty, i.e. it does not depend on y . However, the constant (in x) speed is uncertain, $c = c(y)$. The initial time-derivative of u is

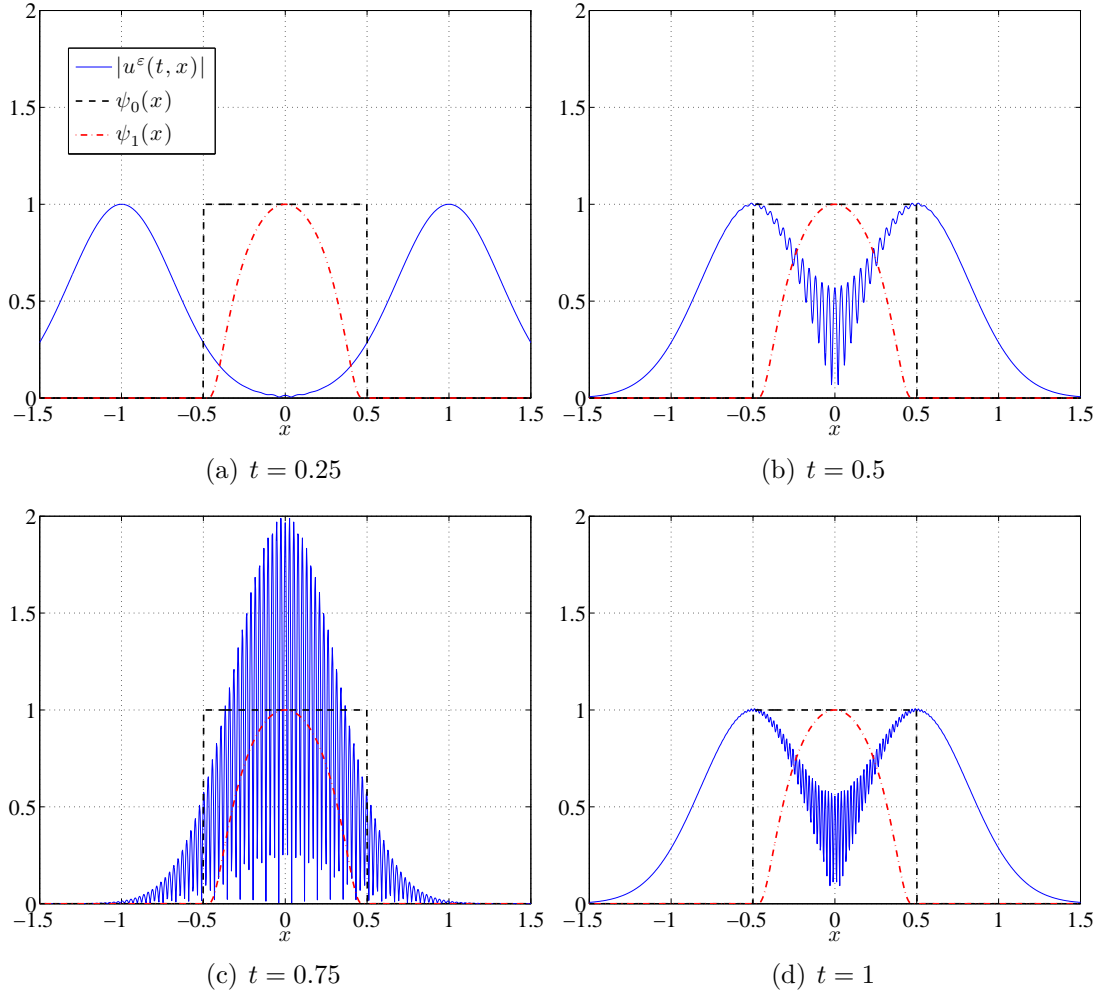


Figure 1: Example 1. Absolute value of solution for various times t when $y = 2$ and $\varepsilon = 1/40$. The two QoI functions ψ_0 and ψ_1 are overlaid.

taken such that the pulses propagate towards each other,

$$\begin{aligned}
 u_t^\varepsilon(0, x, y) &= -c(y) \left(g'(x - s_1) + \frac{i\Phi_0'(x)}{\varepsilon} g(x - s_1) \right) e^{i\Phi_0(x)/\varepsilon} + \\
 &\quad + c(y) \left(g'(x - s_2) + \frac{i\Phi_0'(x)}{\varepsilon} g(x - s_2) \right) e^{i\Phi_0(x)/\varepsilon}.
 \end{aligned}$$

Moreover, we let $c(y) = y > 0$. The solution is then given by d'Alembert as

$$u^\varepsilon(t, x, y) = g(x - s_1 - yt)e^{i\Phi_0(x-yt)/\varepsilon} + g(x - s_2 + yt)e^{i\Phi_0(x+yt)/\varepsilon}. \quad (31)$$

The absolute value of a particular solution with $\varepsilon = 1/40$ and $y = 2$ is shown at various times in Figure 1.

We consider two different quantities of interest

$$\mathcal{Q}_j^\varepsilon(y) = \int |u^\varepsilon(T, x, y)|^2 \psi_j(x) dx, \quad T = 1, \quad j = 0, 1,$$

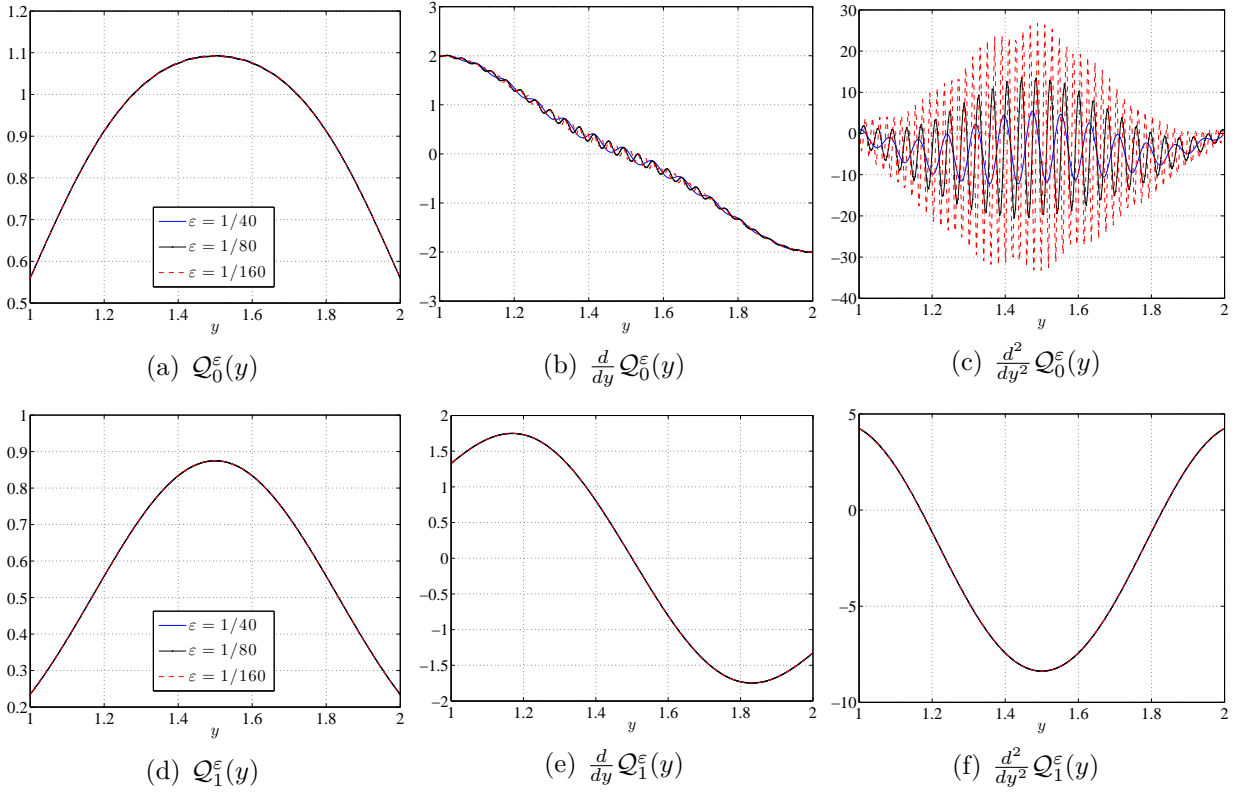


Figure 2: Example 1: Quantity of interests $\mathcal{Q}_0^\varepsilon(y)$ (top row) and $\mathcal{Q}_1^\varepsilon(y)$ (bottom row) along with their first and second derivatives, for different wavelengths ε . For $\mathcal{Q}_1^\varepsilon(y)$ the curves are almost independent of ε .

where $\psi_1(x) = \tilde{\psi}(2x)$ is smooth, based on (30), and $\psi_0(x)$ is the (non-smooth) characteristic function for the interval $[-1/2, 1/2]$, which reduces the form of $\mathcal{Q}_0^\varepsilon(y)$ to (28). The QoI test functions $\psi_j(x)$ are plotted together with the solution in Figure 1.

By using the explicit solution (31) we can write $\mathcal{Q}_j^\varepsilon(y)$ as a sum in the same way as in Section 4.1,

$$\mathcal{Q}_j^\varepsilon(y) = \Re\left(\tilde{Q}_{11}^\varepsilon(y) + \tilde{Q}_{12}^\varepsilon(y) + \tilde{Q}_{21}^\varepsilon(y) + \tilde{Q}_{22}^\varepsilon(y)\right),$$

where $\tilde{Q}_{11}^\varepsilon(y)$ and $\tilde{Q}_{22}^\varepsilon(y)$ are independent of ε and

$$\begin{aligned} \tilde{Q}_{12}^\varepsilon(y) &= \overline{\tilde{Q}_{21}^\varepsilon(y)} = \int g(x - s_1 - y) g(x - s_2 + y) e^{i \frac{\Phi_0(x-y) - \Phi_0(x+y)}{\varepsilon}} \psi_j(x) dx \\ &= \int g(x - s_1 - y) g(x - s_2 + y) \exp\left(\frac{-4xyi}{\varepsilon}\right) \psi_j(x) dx. \end{aligned}$$

From this expression one can derive that for ψ_0 , the derivatives behave as $\frac{\partial^k \mathcal{Q}_0^\varepsilon(y)}{\partial y^k} \sim \frac{1}{\varepsilon^{k-1}}$. Hence the condition (27) is not fulfilled and we should observe oscillatory behavior. On the other hand, the function $\psi_1 \in C_c^\infty$ suppresses the oscillations when $y > 0$ according to Theorem 4.1 and we should expect smooth higher derivatives of $\mathcal{Q}_1^\varepsilon(y)$.

To demonstrate this numerically, we plot in Figure 2 the quantities of interest $\mathcal{Q}_0^\varepsilon(y)$ and $\mathcal{Q}_1^\varepsilon(y)$ with their first and second derivatives. Indeed, the derivatives of $\mathcal{Q}_1^\varepsilon(y)$ are smooth, while those of $\mathcal{Q}_0^\varepsilon(y)$ oscillate; in particular the second derivative of $\mathcal{Q}_0^\varepsilon(y)$ grows as $\frac{1}{\varepsilon}$ when $\varepsilon \rightarrow 0$, which means that (23) is violated. For accurate approximation of $\mathcal{Q}_0^\varepsilon$ we use 50 points per wavelength to discretize the spatial grid x .

4.2.2 Example 2: Variable speed of propagation in 1D

Problem (1) is only analytically solvable in the d'Alembert form (31) if the speed of propagation c is constant. In more general cases, the Gaussian beam approximation has to be implemented. Analogously to the previous example, we choose the initial data as

$$A_0(x, \mathbf{y}) = g(x - s_1(\mathbf{y})) + g(x - s_2(\mathbf{y})), \quad g(x) = e^{-10x^2}, \quad \Phi_0(x) = |x|,$$

which represents two high-frequency pulses moving towards each other. We set the Gaussian beam initial data as in (15). The initial position of the pulses and the non-constant speed of propagation depend on two stochastic variables $\mathbf{y} = (y_1, y_2)$. More precisely,

$$s_1(\mathbf{y}) = -s_2(\mathbf{y}) = y_1, \quad c(x, \mathbf{y}) = 1 + \frac{1}{2} \left(e^{-(x-1)^2} + y_2 e^{(x+1)^2} \right).$$

The absolute value of the solution with $\varepsilon = 1/80$ for $\mathbf{y} = (1, 0)$ at different times is plotted in Figure 3. Figure 4 shows four different realizations of the absolute value of the solution with $\varepsilon = 1/80$ at time $T = 1$. In all realizations we keep $y_1 = 1$ fixed and vary y_2 . This corresponds to different realizations of the wave speed. The QoI test function $\psi(x) = \tilde{\psi}(2x)$ and the wave speed $c(x, \mathbf{y})$ corresponding to different realizations are also shown in the figure.

In Figure 5, we plot the quantity of interest (7) and its first and second derivatives along the line $\mathbf{y}(r) = (1 + r, 1 - 2r)$. We observe that \mathcal{Q}^ε and its derivatives are smooth and do not oscillate with ε . Hence the estimate (23) is fulfilled.

4.2.3 Example 3: Caustics in 2D

In our final example, we consider a two-dimensional case with two initial wave pulses

$$A_0(\mathbf{x}, \mathbf{y}) = g(\mathbf{x} - \mathbf{s}_1(\mathbf{y})) + g(\mathbf{x} - \mathbf{s}_2(\mathbf{y})), \quad g(\mathbf{x}) = e^{-5|\mathbf{x}|^2}.$$

The deterministic initial phase

$$\Phi_0(\mathbf{x}) = |x_1| + x_2^2, \quad \mathbf{x} = (x_1, x_2),$$

is chosen such that a cusp caustic develops at $t = 0.5$, and two fold caustics form at $t > 0.5$.

Both the initial location of the pulses and the constant speed of propagation are random, depending on two stochastic variables $\mathbf{y} = (y_1, y_2)$ as

$$\mathbf{s}_1(\mathbf{y}) = -\mathbf{s}_2(\mathbf{y}) = (y_1, 0), \quad c(\mathbf{y}) = y_2.$$

We consider the quantity of interest (7) with $\psi(\mathbf{x}) = \tilde{\psi}(2\mathbf{x})$.

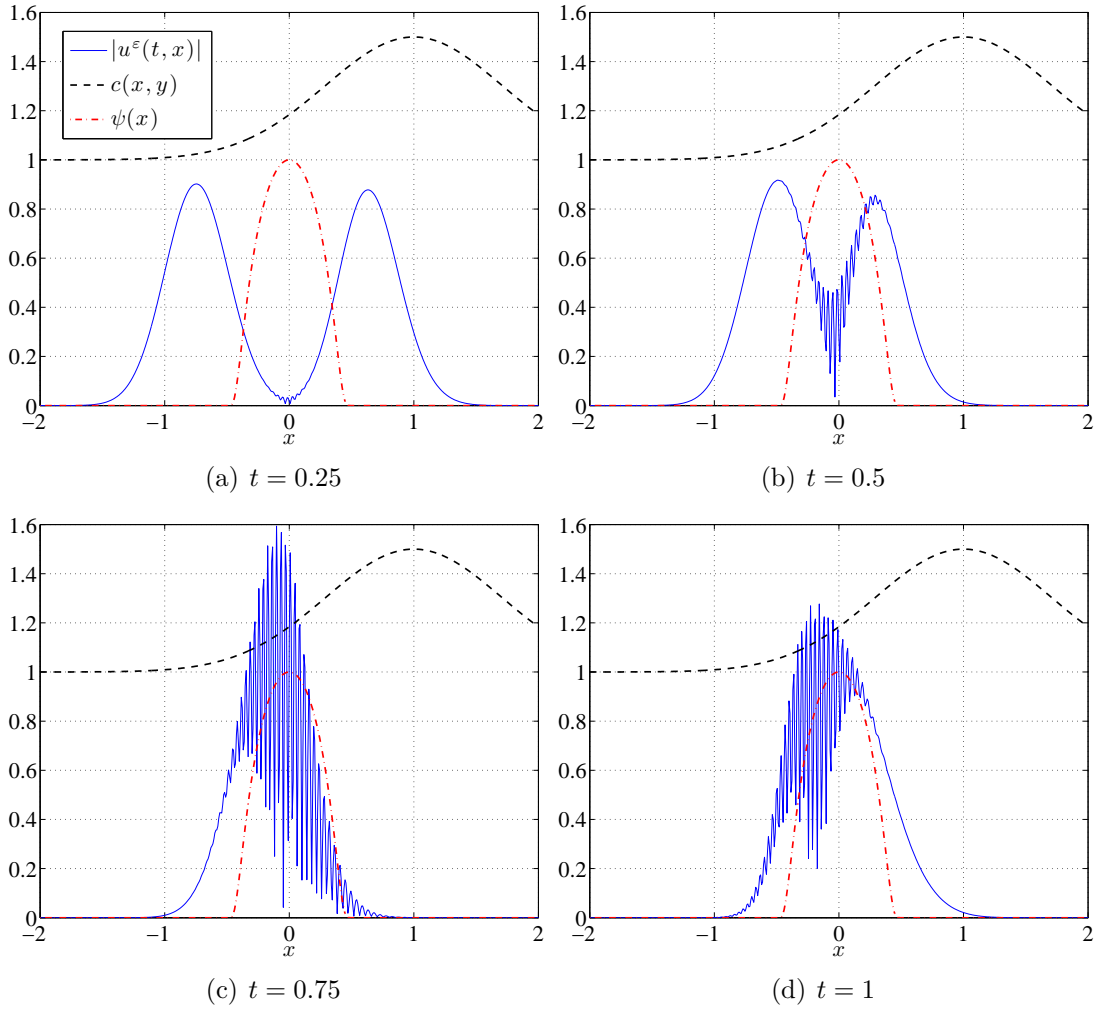


Figure 3: Example 2. Absolute value of solution for $t = 0.25, 0.5, 0.75, 1$ when $\varepsilon = 1/80$ and $\mathbf{y} = (1, 0)$. The QoI test function ψ and speed c are overlaid.

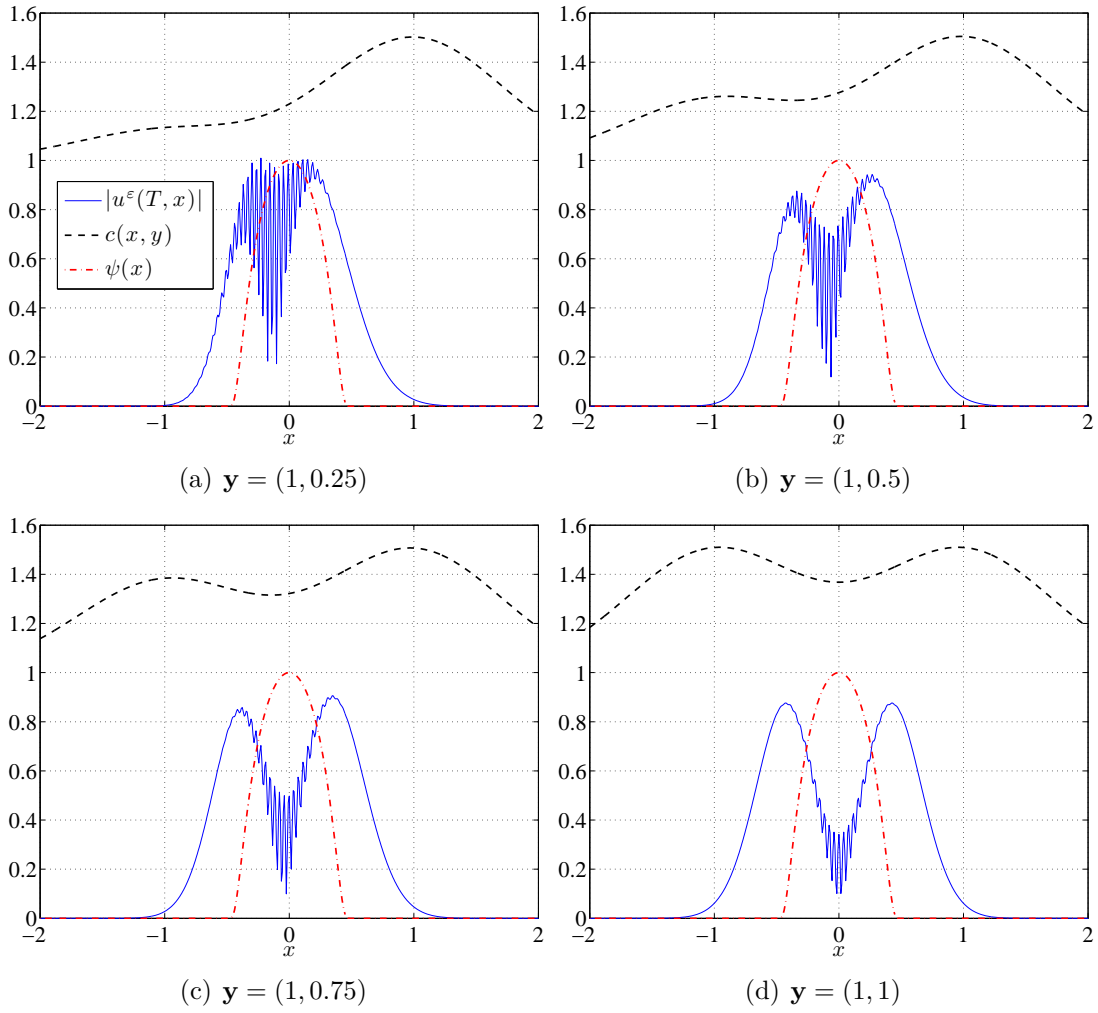


Figure 4: Example 2: Four realizations of the absolute value of the solution at time $T = 1$ with $\varepsilon = 1/80$. The QoI test function ψ and speed c are overlaid.

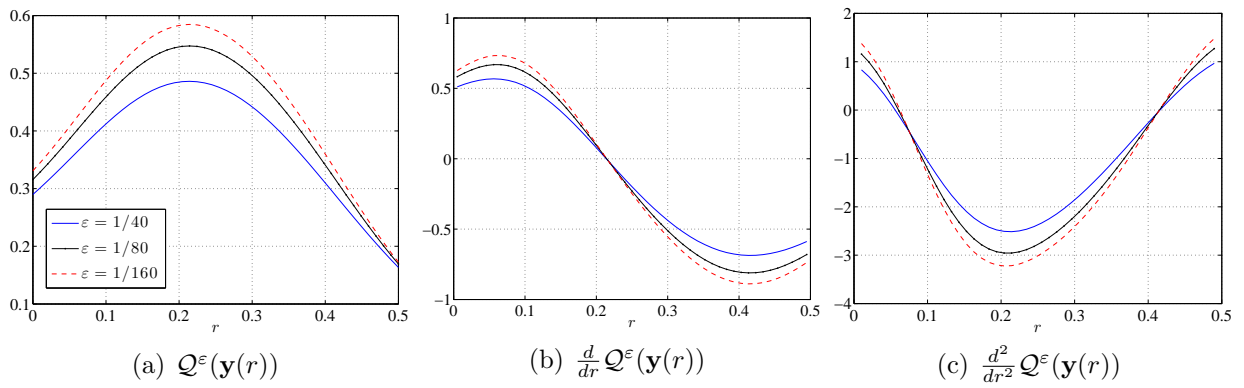


Figure 5: Example 2: Quantity of interest $Q^\varepsilon(\mathbf{y})$ and its first and second derivatives along the line $\mathbf{y}(r) = (1 + r, 1 - 2r)$ for $r \in [0, 0.5]$ and different wavelengths ε .

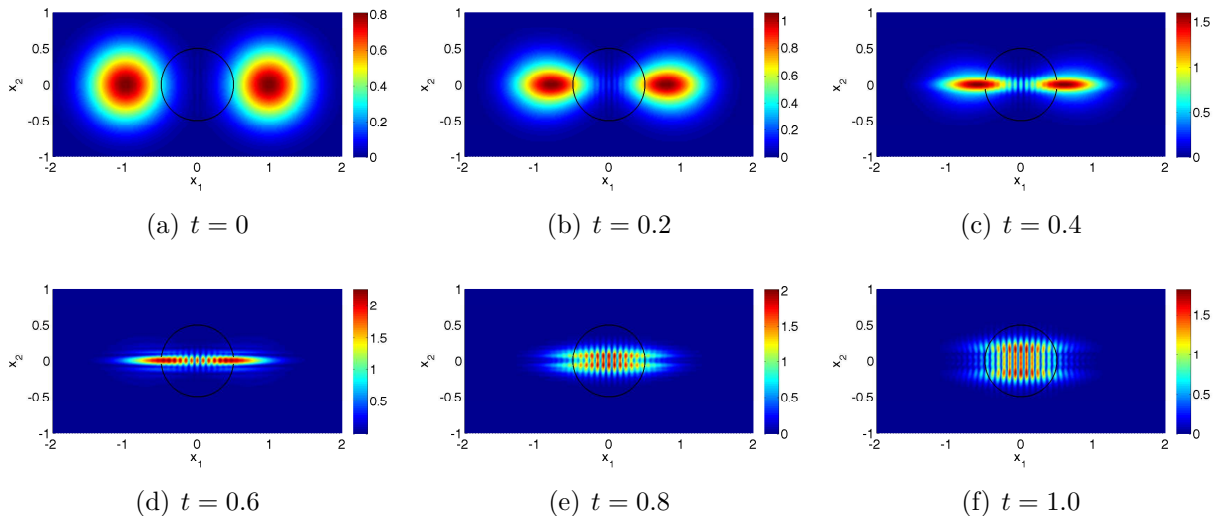


Figure 6: Example 3: Absolute value of solution for various times t when $\mathbf{y} = (1, 1)$. Caustics appear for $t \geq 0.5$. Circle indicates the support of the QoI test function.

In Figure 6 the absolute value of the solution at various times is shown. In this simulation the wavelength is $\varepsilon = 1/40$, the pulse centers are $\mathbf{s}_1 = -\mathbf{s}_2 = (1, 0)$, and the speed of propagation $c \equiv 1$. The bold line represents the support of the QoI test function ψ . Figure 7 shows the quantity of interest and its derivatives along the line $\mathbf{y}(r) = (1 + r, 1 + 2r)$. Note that for most of these \mathbf{y} -values the two pulses overlap at the final time $T = 1$.

5 Numerical Examples

In this section, we present two numerical examples to demonstrate the efficiency and applicability of the proposed method described in Section 3.

We consider the Cauchy problem (1) in a two dimensional spatial space and let $\mathbf{x} =$

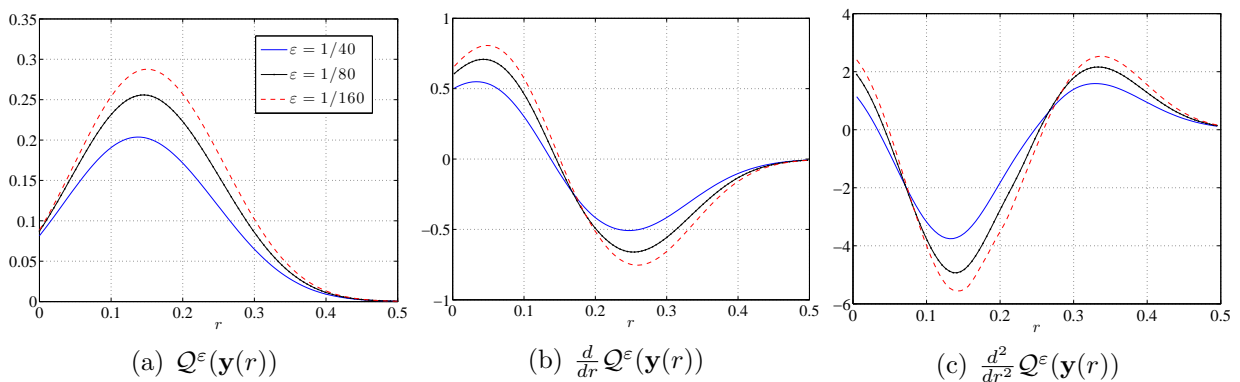


Figure 7: Example 3: Quantity of interest $Q^\varepsilon(\mathbf{y})$ and its first and second derivatives along the line $\mathbf{y}(r) = (1 + r, 1 + 2r)$ where $r \in [0, 0.5]$, for different wavelengths ε .

$(x_1, x_2) \in \mathbb{R}^2$. We employ the proposed stochastic spectral asymptotic method to approximate the solution u^ε and the expected value of the QoI in (7). The QoI test functions are given in terms of the smooth function $\tilde{\psi} \in C_c^\infty(\mathbb{R}^2)$ in (30) as $\psi(x_1, x_2) = \tilde{\psi}(2x_1, 2x_2)$ and $\psi(x_1, x_2) = \tilde{\psi}(x_1 - 1, x_2)$ for the first and second numerical examples, respectively. In both examples, we use the Smolyak sparse grid based on Clenshaw-Curtis abscissas and the nested rule (19). We show that fast convergence rates are obtained as predicted in Section 4. For each example we also compare the convergence rate with the average rate obtained from ten independent Monte Carlo simulations.

As in Section 4.2, the spatial step in the discretized (7) is chosen as $\Delta x = \frac{2\pi\varepsilon}{10}$ and the space between the Gaussian beams in (16) as $\Delta z = \sqrt{\varepsilon}$.

5.1 Numerical test 1: Two pulses

In this example, both wave speed and initial data are uncertain and described by a random vector $\mathbf{y} = (y_1, \dots, y_5)$ containing $N = 5$ independent uniformly distributed random variables. The constant random wave speed is given by

$$c(\mathbf{y}) = y_1 \sim \mathcal{U}(0.8, 1),$$

and the random initial data are given by (5) with

$$\Phi_0(\mathbf{x}) = |x_1|, \quad A_0(\mathbf{x}, \mathbf{y}) = g\left(\mathbf{x} - \mathbf{s}_1, \mathbf{d}_1(\mathbf{y})\right) + g\left(\mathbf{x} - \mathbf{s}_2(\mathbf{y}), \mathbf{d}_2(\mathbf{y})\right),$$

where

$$g(\mathbf{x}, \mathbf{d}) = e^{-(d_1 x_1^2 + d_2 x_2^2)},$$

and

$$\mathbf{s}_1 = (-1, 0), \quad \mathbf{s}_2(\mathbf{y}) = (y_2, y_3), \quad \mathbf{d}_1(\mathbf{y}) = (y_4, 5), \quad \mathbf{d}_2(\mathbf{y}) = (y_5, y_5),$$

and

$$y_2 \sim \mathcal{U}(1, 1.5), \quad y_3 \sim \mathcal{U}(0, 0.5), \quad y_4 \sim \mathcal{U}(5, 10), \quad y_5 \sim \mathcal{U}(5, 10).$$

Hence, the initial solution consists of two Gaussian wave pulses, and the vectors \mathbf{s}_j and \mathbf{d}_j , with $j = 1, 2$, represent the position and shape of the pulses, respectively.

Figure 8 shows six realizations of the magnitude of approximate solution $|u_{\text{GB}}^\varepsilon(T, \mathbf{x}, \mathbf{y})|$ with wavelength $\varepsilon = 1/40$ at the time $T = 1$. In each realization, the central circle indicates the support of the QoI test function and the other two circles/ellipses indicate the supports of the initial solution, which consists of two Gaussian pulses.

We make a convergence study for a set of wavelengths $\varepsilon = 1/40, 1/80, 1/160$. For each wavelength, we consider different levels $\ell \geq 1$ and compute the relative error in the expected value of the QoI in (7):

$$\mathcal{E}(\eta(\ell)) := \frac{\left| \mathbb{E}[\mathcal{S}_{\mathcal{I}(\ell_{\text{ref}})}[\mathcal{Q}^\varepsilon]] - \mathbb{E}[\mathcal{S}_{\mathcal{I}(\ell)}[\mathcal{Q}^\varepsilon]] \right|}{\left| \mathbb{E}[\mathcal{S}_{\mathcal{I}(\ell_{\text{ref}})}[\mathcal{Q}^\varepsilon]] \right|}. \quad (32)$$

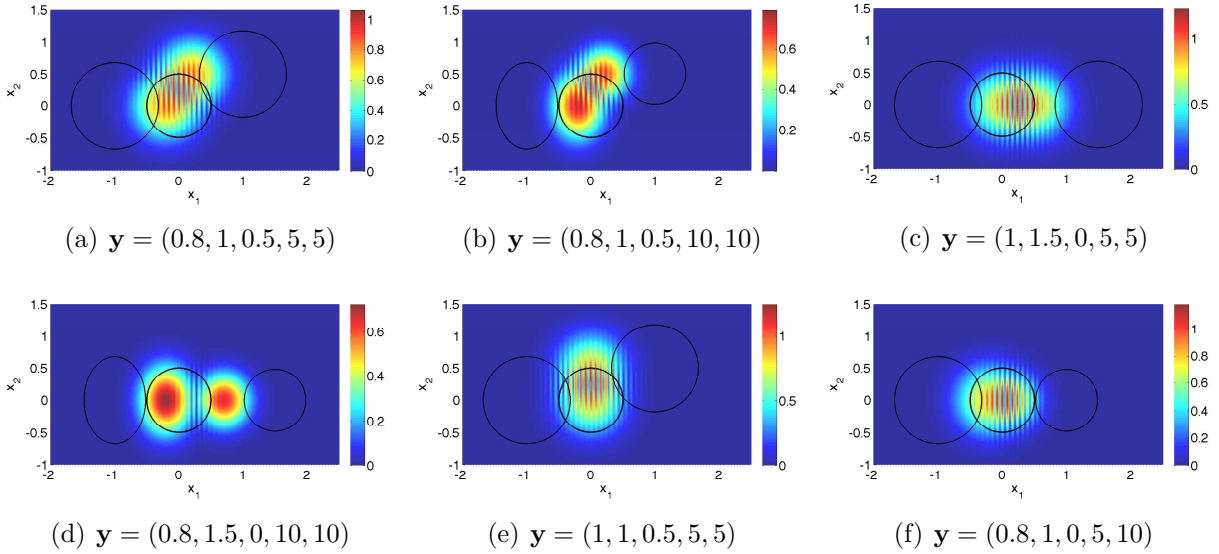


Figure 8: Numerical test 1: Six realizations of the magnitude of approximate solution $|u_{\text{GB}}^\varepsilon(T, \mathbf{x}, \mathbf{y})|$ at the fixed time $T = 1$ with wavelength $\varepsilon = 1/40$. In each realization, the central circle indicates the support of the QoI test function and the other two circles/ellipses indicate the supports of the initial solution.

Here, for each wavelength, the reference solution is computed with a high level ℓ_{ref} and with the same Gaussian beam parameters used in all levels $\ell \geq 1$. The error (32) therefore reflects only the stochastic collocation error, not the error in the deterministic asymptotic solver.

Figure 9 shows the relative error $\mathcal{E}(\eta)$ in (32) at time $T = 1$, computed by the proposed method, versus the number of collocation points η , for various wavelengths. It also shows the convergence of the relative error in ten Monte Carlo runs, computed using the same reference solution as above, with η representing the number of samples.

We observe a fast spectral convergence rate of the stochastic collocation error in the proposed method, due to the high stochastic regularity of the QoI. A simple linear regression through the data points shows that the rate of convergence of Monte Carlo is 0.45, which is very slow. Consequently, the decay in the stochastic collocation error is much faster than the decay in Monte Carlo error. We also note that as ε decreases, the decay rate does not deteriorate. This points to the existence of uniform bounds (23).

5.2 Numerical test 2: A Lens

In this example, the uncertain wave speed is described by a random vector $\mathbf{y} = (y_1, y_2, y_3)$ containing $N = 3$ independent uniformly distributed random variables, given by

$$c(\mathbf{x}, \mathbf{y}) = 1 - y_1 e^{-(y_2 x_1^2 - y_3 x_2^2)},$$

where

$$y_1 \sim \mathcal{U}(0, 0.4), \quad y_2 \sim \mathcal{U}(0.65, 0.85), \quad y_3 \sim \mathcal{U}(0, 1).$$

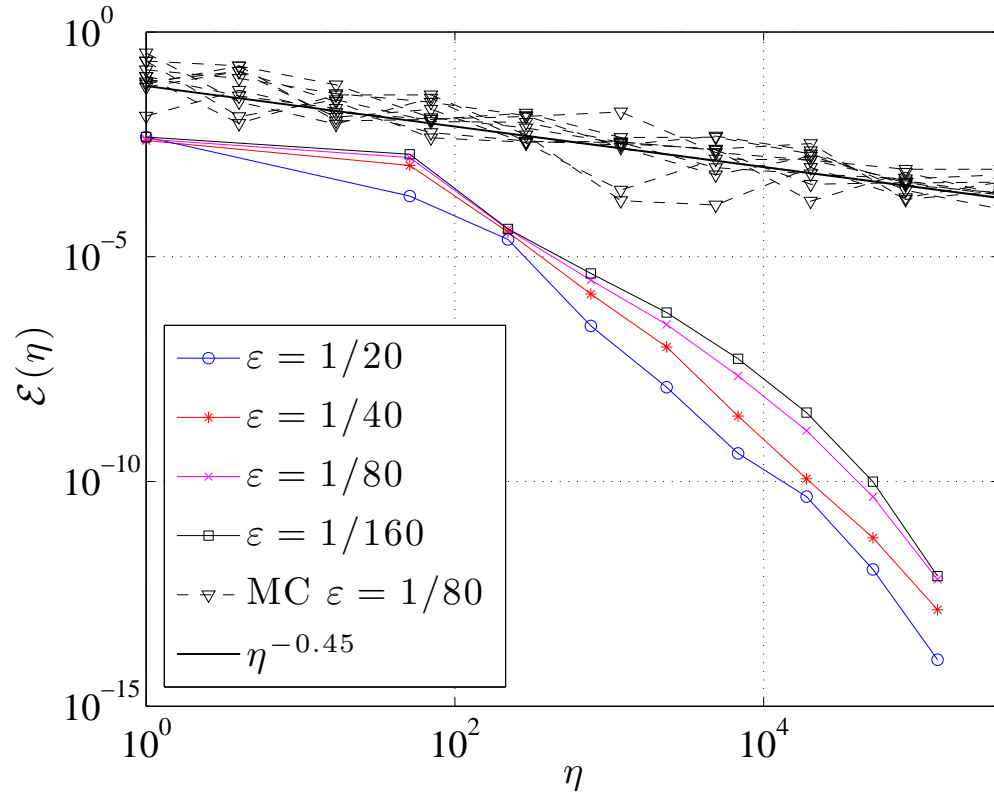


Figure 9: Numerical test 1: Relative error $\mathcal{E}(\eta)$ at time $T = 1$ versus the number of collocation points η (or the number of samples in the case of Monte Carlo sampling) for various wavelengths. The proposed method performs a fast spectral convergence, while Monte Carlo sampling has a slow algebraic convergence. The rate of convergence of Monte Carlo sampling, obtained by linear regression through the data points, is 0.45.

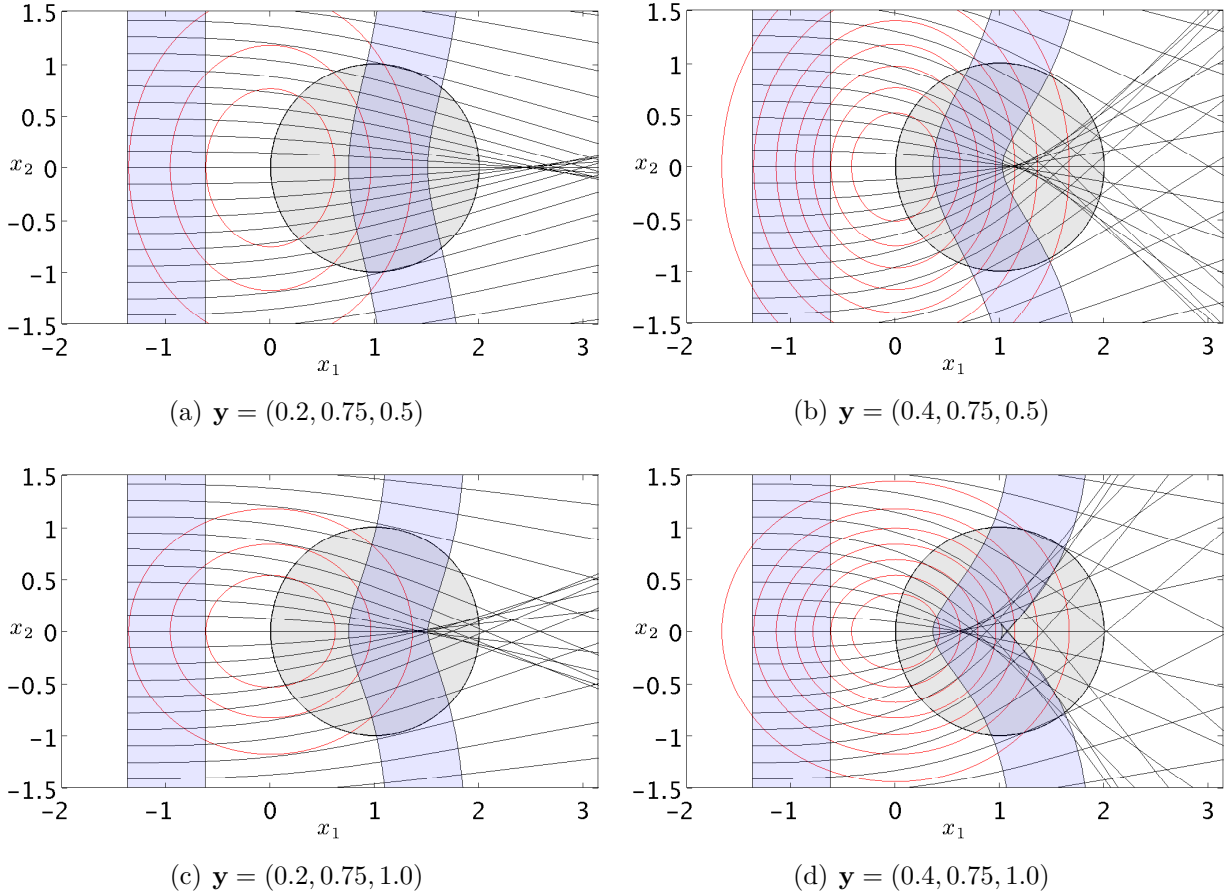


Figure 10: Numerical test 2: Ray tracing solution for four realizations of \mathbf{y} . A cusp caustic and two fold caustics are formed in all realizations. Contour lines of $c(\mathbf{x}, \mathbf{y})$ overlaid in red. Left transparent band shows where the initial amplitude is above $1/2$; right band shows how this band has been transported by the rays at time $t = 2.5$. Circle indicates the support of QoI test function.

The initial data are assumed to be deterministic and given by (5) with

$$\Phi_0(\mathbf{x}) = -x_1, \quad A_0(\mathbf{x}) = e^{-5(x_1+1)^2}.$$

The problem models a plane wave that is refracted by a lens of uncertain shape and strength.

The wave speed varies in the spatial domain, and consequently caustics may form. Figure 10 shows the ray tracing solution for four different realizations of the random vector \mathbf{y} . A cusp caustic and two fold caustics are formed inside the support of the QoI testfunction for the last three of the realizations, but not in the first one.

Figure 11 shows the magnitude of approximate solution $|u_{\text{GB}}^\varepsilon(t, \mathbf{x}, \mathbf{y})|$ with wavelength $\varepsilon = 1/20$ at various time instances and a fixed random vector $\mathbf{y} = (0.4, 0.75, 1)$, which corresponds to the realization in Figure 10d. The central circles indicate the support of the QoI test function.

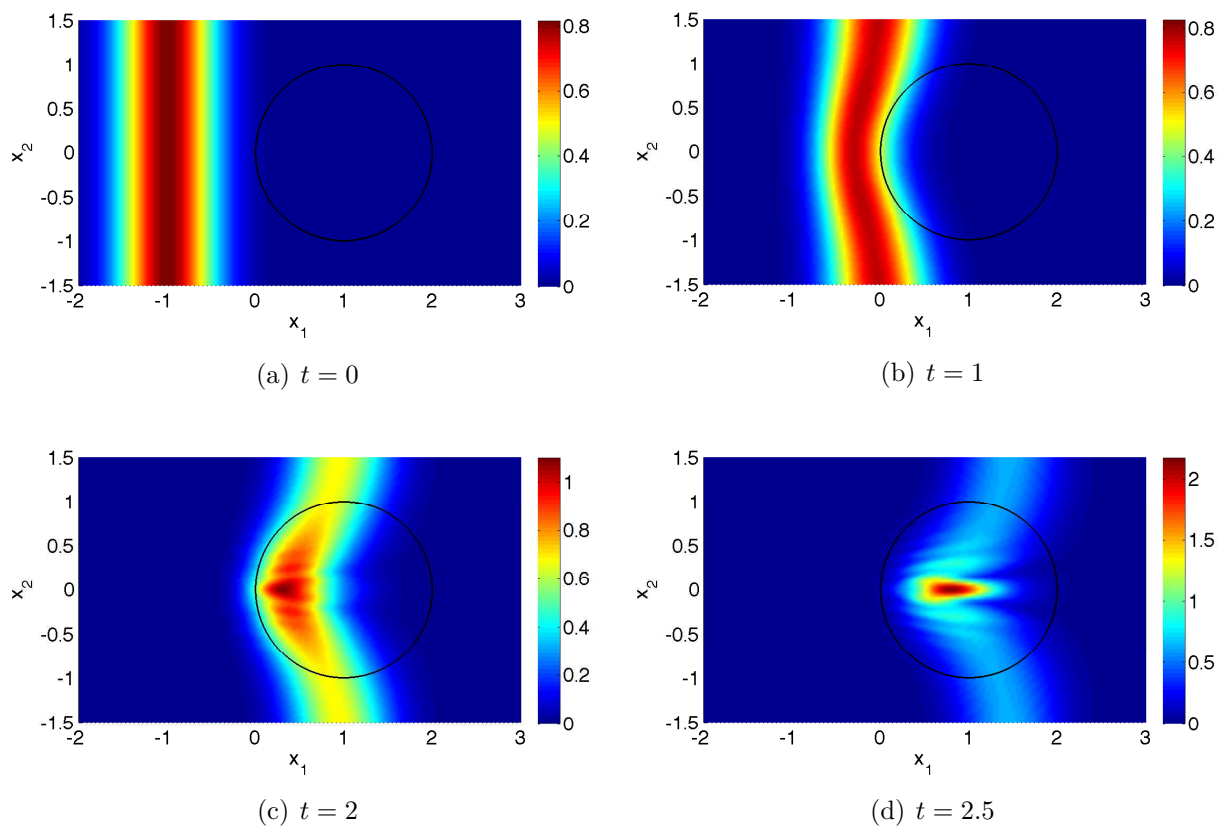


Figure 11: Numerical test 2: Magnitude of approximate solution $|u_{\text{GB}}^\varepsilon(t, \mathbf{x}, \mathbf{y})|$ with wavelength $\varepsilon = 1/20$ at various time instances and a fixed random vector $\mathbf{y} = (0.4, 0.75, 1)$, which corresponds to the realization in Figure 10d. Circle indicates the support of QoI test function.

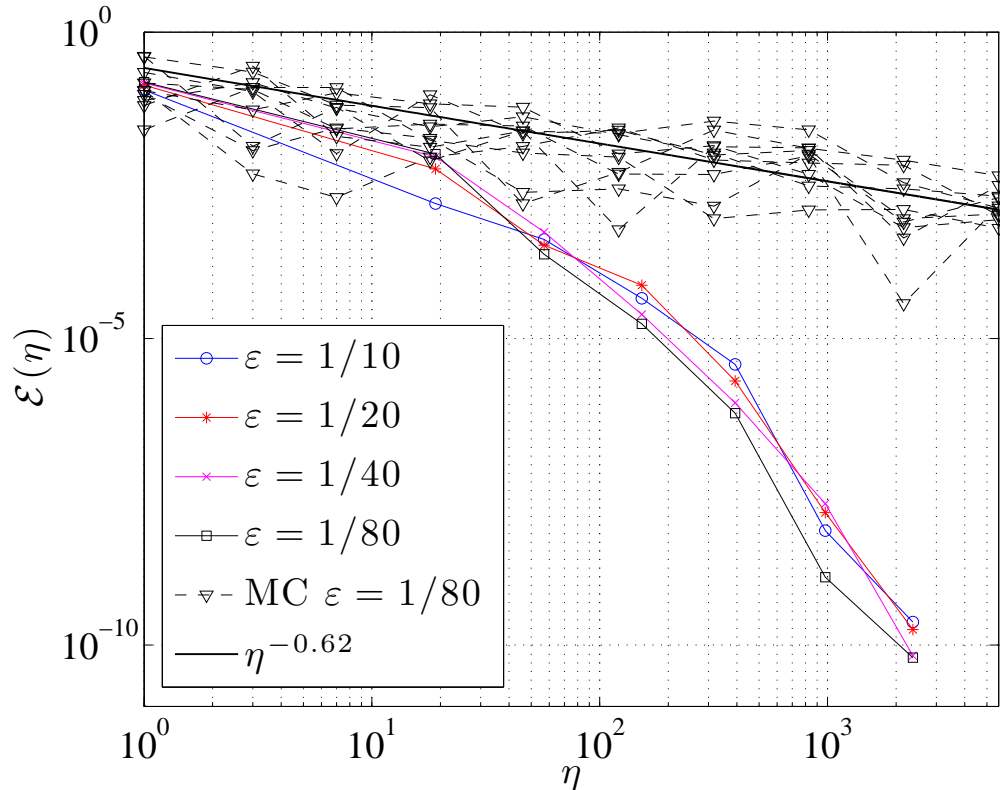


Figure 12: Numerical test 2: Relative error $\mathcal{E}(\eta)$ at time $T = 2.5$ versus the number of collocation points η (or the number of samples in the case of Monte Carlo sampling) for various wavelengths. The proposed method performs a fast spectral convergence, while Monte Carlo sampling has a slow algebraic convergence. The rate of convergence of Monte Carlo sampling, obtained by linear regression through the data points, is 0.62.

Figure 12 shows the relative error $\mathcal{E}(\eta)$ in (32) at time $T = 2.5$, computed by the proposed method, versus the number of collocation points η (or the number of samples in the case of Monte Carlo sampling), for various wavelengths.

Similar to the first numerical test, we observe a fast spectral convergence rate of the stochastic collocation error in the proposed method. The convergence rate of Monte Carlo, given by linear regression, is in this case 0.62, and the error again decays much slower. Furthermore, the error curves of the proposed method have a rather uniform shape for all the ϵ used, suggesting that (23) holds.

6 Conclusion

We have proposed a novel stochastic spectral asymptotic method for the forward propagation of uncertainty in high frequency waves, generated by highly oscillatory initial data. The source of uncertainty is the wave speed and/or the initial data, characterized by a finite number of independent random variables with known probability distributions. The proposed method combines a sparse stochastic collocation method for propagating uncer-

tainty and a Gaussian beam summation method for propagating high frequency waves. A fast error convergence is attained only in the presence of high regularity of output QoIs with respect to input random parameters, *independent of the wave frequency*. The main result is that although the wave solution is highly oscillatory in both physical and stochastic spaces, there are quadratic QoIs that are smooth with uniformly bounded derivatives in the stochastic space. Through both theoretical arguments for simplified problems and numerical experiments for more complicated problems, we have verified the spectral convergence of the proposed method for such a quadratic QoI, which represents the local wave strength. This shows that the proposed method may be a valid alternative to the traditional Monte Carlo method.

Future directions include a rigorous proof of the uniform bounds in Conjecture 1 for the quadratic quantity considered in this paper and the regularity analysis of other types of nonlinear QoIs.

References

- [1] I. Babuska, R. Tempone, and G. E. Zouraris. Solving elliptic boundary value problems with uncertain coefficients by the finite element method: the stochastic formulation. *Computer Methods in Applied Mechanics and Engineering*, 194:1251–1294, 2005.
- [2] I. M. Babuska, F. Nobile, and R. Tempone. A stochastic collocation method for elliptic partial differential equations with random input data. *SIAM J. Numer. Anal.*, 45:1005–1034, 2007.
- [3] J. Duistermaat. Oscillatory integrals, Lagrangian immersions and unfoldings of singularities. *Comm. Pure Appl. Math.*, 27:207–281, 1974.
- [4] O. G. Ernst and B. Sprung. Stochastic collocation for elliptic PDEs with random data - the lognormal case. In *Sparse Grids and Applications*, volume 97 of *Lecture Notes in Computational Science and Engineering*, pages 29–53. Springer-Verlag, 2014.
- [5] L. C. Evans. *Partial Differential Equations*, volume 19 of *Graduate Studies in Mathematics*. American Mathematical Society, Providence, Rhode Island, 1998.
- [6] G. S. Fishman. *Monte Carlo: Concepts, Algorithms, and Applications*. Springer-Verlag, New York, 1996.
- [7] R. G. Ghanem and P. D. Spanos. *Stochastic finite elements: A spectral approach*. Springer, New York, 1991.
- [8] M Gunzburger, C. G. Webster, and G. Zhang. An adaptive wavelet stochastic collocation method for irregular solutions of partial differential equations with random input data. In *Sparse Grids and Applications*, volume 97 of *Lecture Notes in Computational Science and Engineering*, pages 137–170. Springer-Verlag, 2014.

- [9] L. Hörmander. *The Analysis of Linear Partial Differential Operators I: Distribution Theory and Fourier Analysis*. Springer-Verlag, 1983.
- [10] L. Hörmander. *The Analysis of Linear Partial Differential Operators III: Pseudo-Differential Operators*. Springer-Verlag, 1994.
- [11] S. Jin, P. Markowich, and C. Sparber. Mathematical and computational models for semiclassical Schrödinger equations. *Acta Numerica*, pages 1–89, 2012.
- [12] O. P. Le Maître and O. M. Knio. *Spectral methods for uncertainty quantification*. Springer, New York, 1991.
- [13] J. L. Lions and E. Magenes. *Non-homogeneous boundary value problems and applications I*. Springer-Verlag, Berlin, 1972.
- [14] H. Liu, O. Runborg, and N. M. Tanushev. Error estimates for Gaussian beam superpositions. *Math. Comp.*, 82:919–952, 2013.
- [15] P. Markowich, N. Mauser, and C. Sparber. Wigner functions vs. WKB methods in multivalued geometrical optics. *Asymptot. Anal.*, 33(2):153–187, 2003.
- [16] V. P. Maslov. *Theory of Perturbations and Asymptotic Methods*. 1965.
- [17] V. P. Maslov and M. V. Fedoriuk. *Semi-Classical Approximation in Quantum Mechanics*. D. Reidel Publ., 1981.
- [18] H. G. Matthies and A. Kees. Galerkin methods for linear and nonlinear elliptic stochastic partial differential equations. *Computer Methods in Applied Mechanics and Engineering*, 194:1295–1331, 2005.
- [19] M. Motamed, F. Nobile, and R. Tempone. Analysis and computation of the elastic wave equation with random data. Technical report mathicse-32.2012, MATHICSE, EPFL, Lausanne, Switzerland, 2012.
- [20] M. Motamed, F. Nobile, and R. Tempone. A stochastic collocation method for the second order wave equation with a discontinuous random speed. *Numer. Math.*, 123:493–536, 2013.
- [21] M. Motamed and O. Runborg. Asymptotic approximations of high frequency wave propagation problems. In B. Engquist, A. Fokas, E. Hairer, and A. Iserles, editors, *Highly Oscillatory Problems*, volume 366 of *London Mathematical Society Lecture Note Series*, pages 72–97. Cambridge University Press, 2009.
- [22] M. Motamed and O. Runborg. Taylor expansion and discretization errors in Gaussian beam superposition. *Wave Motion*, 47:421–439, 2010.
- [23] M. Motamed and O. Runborg. A wavefront-based gaussian beam method for computing high frequency wave propagation problems. *Computers and Mathematics with Applications*, 69:949–963, 2015.

- [24] F. Nobile, R. Tempone, and C. G. Webster. An anisotropic sparse grid stochastic collocation method for partial differential equations with random input data. *SIAM J. Numer. Anal.*, 46:2411–2442, 2008.
- [25] F. Nobile, R. Tempone, and C. G. Webster. A sparse grid stochastic collocation method for partial differential equations with random input data. *SIAM J. Numer. Anal.*, 46:2309–2345, 2008.
- [26] J. Ralston. Gaussian beams and the propagation of singularities. *Studies in partial differential equations*, 23:206–248, 1982.
- [27] O. Runborg. Mathematical models and numerical methods for high frequency waves. *Commun. Comput. Phys.*, 2:827–880, 2007.
- [28] S. A. Smolyak. Quadrature and interpolation formulas for tensor products of certain classes of functions. *Doklady Akademii Nauk SSSR*, 4:240–243, 1963.
- [29] N. M. Tanushev. Superpositions and higher order Gaussian beams. *Commun. Math. Sci.*, 6(2):449–475, 2008.
- [30] R. A. Todor and C. Schwab. Convergence rates for sparse chaos approximations of elliptic problems with stochastic coefficients. *IMA J. Numer. Anal.*, 27:232–261, 2007.
- [31] C. Tong. Module-based hybrid uncertainty quantification for multi-physics applications: Theory and software. Technical report llnl-tr-644616-draft, Lawrence Livermore National Laboratory, 2013.
- [32] L. N. Trefethen. Is Gauss quadrature better than Clenshaw-Curtis? *SIAM Rev.*, 50:67–87, 2008.
- [33] P. Tsuji, D. Xiu, and L. Ying. Fast method for high-frequency acoustic scattering from random scatterers. *International Journal for Uncertainty Quantification*, 1:99–117, 2011.
- [34] D. Xiu. *Numerical Methods For Stochastic Computations: A spectral method approach*. Princeton University Press, 2010.
- [35] D. Xiu and J. S. Hesthaven. High-order collocation methods for differential equations with random inputs. *SIAM J. Sci. Comput.*, 27:1118–1139, 2005.
- [36] D. Xiu and G. E. Karniadakis. Modeling uncertainty in steady state diffusion problems via generalized polynomial chaos. *Computer Methods in Applied Mechanics and Engineering*, 191:4927–4948, 2002.