

# COMPOSITIONAL CONSTRUCTION OF APPROXIMATE ABSTRACTIONS OF INTERCONNECTED CONTROL SYSTEMS

MATTHIAS RUNGGER AND MAJID ZAMANI

**ABSTRACT.** We consider a compositional construction of approximate abstractions of interconnected control systems. In our framework, an abstraction acts as a substitute in the controller design process and is itself a continuous control system. The abstraction is related to the concrete control system via a so-called simulation function: a Lyapunov-like function, which is used to establish a quantitative bound between the behavior of the approximate abstraction and the concrete system. In the first part of the paper, we provide a small gain type condition that facilitates the compositional construction of an abstraction of an interconnected control system together with a simulation function from the abstractions and simulation functions of the individual subsystems. In the second part of the paper, we restrict our attention to linear control system and characterize simulation functions in terms of controlled invariant, externally stabilizable subspaces. Based on those characterizations, we propose a particular scheme to construct abstractions for linear control systems. We illustrate the compositional construction of an abstraction of an interconnected system with a simple example consisting of four linear control subsystems.

## 1. INTRODUCTION

One way to address the inherent difficulty in modeling, analyzing and controlling complex, large-scale, interconnected systems, is to apply a divide-and-conquer scheme [12]. In this approach, as a first step, the overall system is partitioned in a number of reasonably sized components, i.e., subsystems. Simultaneously, a number of appropriate interfaces to connect the individual subsystems are introduced. Subsequently, the analysis and the design of the overall system is reduced to those of the subsystems. There exist different reasoning schemes to ensure the correctness of such a component-based, compositional analysis and design procedure. One scheme, which is often invoked in the formal methods community, is called *assume-guarantee reasoning*, see e.g. [15, 10, 7]. Here, one establishes the correctness of the composed system by guaranteeing that each subsystem is correct, i.e., satisfies its specification, under the assumption that all other subsystems are correct. The assume-guarantee reasoning is always correct, if there is no circularity between assumptions and guarantees. In the case of circular reasoning, some additional “assume/guarantee” assumptions are imposed. Another approach, which is known from control theory, invokes a so called *small gain* condition, see e.g. [11, 6, 4] to establish the stability of the interconnected system. For example in [4], the authors assume that the *gain functions* that are associated with the Lyapunov functions of the individual subsystems satisfy a certain “small gain” condition. The condition certifies a small (or weak) interaction of the subsystems, which prevents an amplification of the signals across possible feedback interconnections. Similarly to the assume-guarantee

---

*Key words and phrases.* Simulation Functions, Approximate Abstractions, Interconnected Control Systems, Compositionality .

reasoning, the small gain condition is always satisfied in the absence of any feedback interconnection [4, and references therein].

In this paper, we use the later reasoning and present a method for the compositional construction of approximate abstractions of interconnected nonlinear control systems. In our approach, an abstraction is itself a continuous control system (possibly with lower dimension), which is used as a substitute in the controller design process. The correctness reasoning from the abstraction to the concrete system is based on a notion of *simulation function*, which relates the concrete system with its abstraction. Simulation functions provide a quantitative bound between the behavior of the concrete systems and their abstractions. We employ a small gain type condition to construct a simulation function that relates the abstract interconnected system to the concrete interconnected system from the simulation functions of the individual subsystems. In the second part of the paper, we focus on the construction of abstractions (together with the associated simulation functions) of linear control systems. First, we characterize simulation functions in terms of controlled invariant, externally stabilizable subspaces. Subsequently, we propose a particular construction of abstractions of linear control systems. We conclude the paper with the construction of an abstraction together with a simulation function of an interconnected system consisting of four linear subsystems.

**Related Work.** Compositional reasoning schemes for verification in connection with abstractions of control systems are developed in [22, 7, 13]. The methods employ exact notions of abstractions which are based on simulation relations [7, 13] and simulation maps [22], for which constructive procedures exist only for rather restricted classes of control systems, e.g. linear control systems [5] and linear hybrid automata [7]. In contrast to the exact notions, the approximate abstractions which we study in this paper are based on simulation functions whose structures are closely related to (incremental) Lyapunov functions. Thus, advanced nonlinear control techniques developed to construct Lyapunov functions have the potential to also be used to construct simulation functions as well with some small modifications. For example the toolbox developed in [16] uses sum-of-squares techniques to construct bisimulation functions to relate nonlinear control systems.

In [23] and [18] compositional schemes for the construction of finite abstractions of nonlinear control systems are presented. Similarly to the work in this paper, small gain type conditions are used to facilitate the compositional construction. Our work is complementary to [23, 18] as in our framework an abstraction is itself a continuous control system. In a controller synthesis scheme based on finite abstractions, we can apply our results as a first pre-processing step to reduce the dimensionality of given control systems, before their finite abstractions are constructed, see e.g. [3].

An early approach to the compositional construction of simulation functions is given in [8], where the interconnection of two subsystems is studied. We generalize that result by considering interconnections of an arbitrary (but finite) number of subsystems. Moreover, in the definition of simulation function, unlike in [8], we do not restrict the comparison functions to be linear. Another result, considering general interconnected systems with an arbitrary number of subsystems, appeared in [24], where a class of stochastic hybrid systems are considered. As already mentioned, we focus on continuous-time deterministic control systems. Moreover, in comparison to [8, 24], we provide constructive means to compute approximate abstractions of linear control systems.

A preliminary investigation of our results on the construction of approximate abstractions for interconnected systems appeared in [19]. In this paper we present detailed and mature description of the results in [19], including a novel geometric characterization of abstractions of linear control systems.

## 2. NOTATION AND PRELIMINARIES

We denote by  $\mathbb{N}$  the set of natural numbers (including zero) and by  $\mathbb{R}$  the set of real numbers. We annotate those symbols with subscripts to restrict those sets in the obvious way, e.g.  $\mathbb{R}_{>0}$  denotes the positive real numbers. We use  $\mathbb{R}^{n \times m}$ , with  $n, m \in \mathbb{N}_{\geq 1}$ , to denote the vector space of real matrices with  $n$  rows and  $m$  columns. The identity matrix in  $\mathbb{R}^{n \times n}$  is denoted by  $I_n$ . For  $a, b \in \mathbb{R}$  with  $a \leq b$ , we denote the closed, open and half-open intervals in  $\mathbb{R}$  by  $[a, b]$ ,  $]a, b[$ ,  $[a, b[$ , and  $]a, b]$ , respectively. For  $a, b \in \mathbb{N}$  and  $a \leq b$ , we use  $[a; b]$ ,  $]a; b[$ ,  $[a; b[$ , and  $]a; b]$  to denote the corresponding intervals in  $\mathbb{N}$ . Given  $N \in \mathbb{N}_{\geq 1}$ , vectors  $x_i \in \mathbb{R}^{n_i}$ ,  $n_i \in \mathbb{N}_{\geq 1}$  and  $i \in [1; N]$ , we use  $x = (x_1; \dots; x_N)$  to denote the vector in  $\mathbb{R}^n$  with  $n = \sum_i n_i$  consisting of the concatenation of vectors  $x_i$ .

We use  $|\cdot|$  to denote the Euclidean norm of vectors in  $\mathbb{R}^n$  as well as the induced operator norm, i.e., the spectral norm, of matrices in  $\mathbb{R}^{n \times m}$ . We equip the space of measurable and essentially bounded functions  $\xi : \mathbb{R}_{\geq 0} \rightarrow \mathbb{R}^n$  with the norm  $\|\xi\|_\infty := \text{ess sup}_{t \in \mathbb{R}_{\geq 0}} |\xi(t)|$ .

Given a function  $f : \mathbb{R}^n \rightarrow \mathbb{R}^m$  and  $\bar{x} \in \mathbb{R}^m$ , we use  $f \equiv \bar{x}$  to denote that  $f(x) = \bar{x}$  for all  $x \in \mathbb{R}^n$ . If  $x$  is the zero vector, we simply write  $f \equiv 0$ . The identity function in  $\mathbb{R}$  is denoted by  $\text{id}$ . We use  $DV : \mathbb{R}^n \rightarrow \mathbb{R}^{1 \times n}$  to denote the gradient of a scalar function  $V : \mathbb{R}^n \rightarrow \mathbb{R}_{\geq 0}$ . Given two subsets  $A, B \subseteq \mathbb{R}^n$ , we use  $A + B = \{a + b \mid a \in A, b \in B\}$  to denote the Minkowsky set addition.

In this paper, we use the following classes of comparison (or generalized gain) functions:  $\mathcal{K} = \{\alpha : \mathbb{R}_{\geq 0} \rightarrow \mathbb{R}_{\geq 0} \mid \alpha \text{ is continuous, strictly increasing and } \alpha(0) = 0\}$ ;  $\mathcal{K}_\infty = \{\alpha \in \mathcal{K} \mid \lim_{r \rightarrow \infty} \alpha(r) = \infty\}$ ; A function  $\beta : \mathbb{R}_{\geq 0} \times \mathbb{R}_{\geq 0} \rightarrow \mathbb{R}_{\geq 0}$  is a  $\mathcal{KL}$  function, if it is a  $\mathcal{K}$  function in its first argument and strictly decreasing to zero in its second argument while the first argument is arbitrary but fixed and nonzero.

We recall some concepts from the geometric approach to linear systems theory [2]. Let  $A \in \mathbb{R}^{n \times n}$  and  $B \in \mathbb{R}^{n \times m}$ . We use the usual symbols  $\text{im } B$  and  $\text{ker } B$  to denote image and kernel of  $B$ . A linear subspace  $S \subseteq \mathbb{R}^n$  is called  $(A, B)$ -controlled invariant if there exists a matrix  $K$  (of appropriate dimension) such that  $(A + BK)S \subseteq S$ , where the matrix-subspace product is given by  $AS := \{x \in \mathbb{R}^n \mid \exists y \in S \ x = Ay\}$ . An  $(A, B)$ -controlled invariant subspace  $S \subseteq \mathbb{R}^n$  is  $(A, B)$ -externally stabilizable if there exists a matrix  $K$  (of appropriate dimension) such that  $(A + BK)S \subseteq S$  and  $(A + BK)|_{\mathbb{R}^n/S}$  is Hurwitz, i.e., the real parts of all the eigenvalues are strictly less than 0. Here,  $(A + BK)|_{\mathbb{R}^n/S}$  denotes the map induced by  $(A + BK)$  on the quotient space  $\mathbb{R}^n/S$ , see [2, Def. 3.2.2].

## 3. BACKGROUND AND MOTIVATION

In this work, we study nonlinear control systems of the following form.

**Definition 1.** A control system  $\Sigma$  is a tuple

$$\Sigma = (X, U, W, \mathcal{U}, \mathcal{W}, f, Y, h), \quad (1)$$

where  $X \subseteq \mathbb{R}^n$ ,  $U \subseteq \mathbb{R}^m$ ,  $W \subseteq \mathbb{R}^p$ , and  $Y \subseteq \mathbb{R}^q$  are the state space, external input space, internal input space, and output space, respectively. We use the symbols  $\mathcal{U}$  and  $\mathcal{W}$  to, respectively, denote the set of all essentially bounded measurable functions  $\nu : \mathbb{R}_{\geq 0} \rightarrow U$  and  $\omega : \mathbb{R}_{\geq 0} \rightarrow W$ . The function  $f : X \times U \times W \rightarrow \mathbb{R}^n$  is the vector field and  $h : X \rightarrow Y$  is the output function.

In our definition of a control system, we distinguish between *external* inputs  $u \in U$  and *internal* inputs  $w \in W$ . The purpose of this distinction will become apparent in Section 4 where we introduce the interconnection of systems. Basically, we use the internal inputs to define the interconnection. For now, without referring to the interconnection, we can interpret the internal inputs as *disturbances* over which we have no control and the external inputs as *control* inputs which we are allowed to modify.

A control system  $\Sigma$  induces a set of trajectories by the differential equation

$$\begin{aligned}\dot{\xi}(t) &= f(\xi(t), \nu(t), \omega(t)), \\ \zeta(t) &= h(\xi(t)).\end{aligned}\tag{2}$$

A *trajectory* of  $\Sigma$  is a tuple  $(\xi, \zeta, \nu, \omega)$ , consisting of a *state trajectory*  $\xi : \mathbb{R}_{\geq 0} \rightarrow X$ , an *output trajectory*  $\zeta : \mathbb{R}_{\geq 0} \rightarrow Y$ , and input trajectories  $\nu \in \mathcal{U}$  and  $\omega \in \mathcal{W}$ , that satisfies (2) for almost all times  $t \in \mathbb{R}_{\geq 0}$ . We often use  $\xi_{x, \nu, \omega}$  and  $\zeta_{x, \nu, \omega}$  to denote the state trajectory and output trajectory associated with input trajectories  $\nu \in \mathcal{U}$ ,  $\omega \in \mathcal{W}$  and *initial state*  $x = \xi(0)$ , without explicitly referring to the tuple  $(\xi, \zeta, \nu, \omega)$ .

Throughout the paper, we impose the usual regularity assumptions [21] on  $f$  and assume that  $X$  is strongly invariant and  $\Sigma$  is forward complete [1], so that for every initial state and input trajectories, there exists a unique state trajectory which is defined on the whole non-negative time axis.

We recall the notion of simulation function, introduced in [9], which we adapt here to match our notion of control system with internal and external inputs. As we show in Section 5, for the case of linear control systems, our notion of simulation function is related to the notion of simulation relation used in [5].

**Definition 2.** Let  $\Sigma = (X, U, W, \mathcal{U}, \mathcal{W}, f, Y, h)$  and  $\hat{\Sigma} = (\hat{X}, \hat{U}, \hat{W}, \hat{\mathcal{U}}, \hat{\mathcal{W}}, \hat{f}, \hat{Y}, \hat{h})$  be two control systems with the same internal input and output space dimension. A continuously differentiable function  $V : \hat{X} \times X \rightarrow \mathbb{R}_{\geq 0}$  is called a *simulation function* from  $\hat{\Sigma}$  to  $\Sigma$  if for every  $x \in X$ ,  $\hat{x} \in \hat{X}$ ,  $\hat{u} \in \hat{U}$ ,  $\hat{w} \in \hat{W}$ , there exists  $u \in U$  so that for all  $w \in W$  we have the following inequalities

$$\alpha(|\hat{h}(\hat{x}) - h(x)|) \leq V(\hat{x}, x),\tag{3}$$

$$\begin{aligned}DV(\hat{x}, x) \begin{bmatrix} \hat{f}(\hat{x}, \hat{u}, \hat{w}) \\ f(x, u, w) \end{bmatrix} &\leq -\lambda(V(\hat{x}, x)) \\ &+ \rho_{\text{ext}}(|\hat{u}|) + \rho_{\text{int}}(|w - \hat{w}|),\end{aligned}\tag{4}$$

where  $\alpha, \lambda, \rho_{\text{ext}}, \rho_{\text{int}}$  are some  $\mathcal{K}_{\infty}$  functions.

Let us point out some differences between our definition of simulation function and Definition 1 in [9]. Here, for the sake of a simpler presentation, we simply assume that for every  $x, \hat{x}, \hat{u}, \hat{w}$  there exists a  $u$  so that (4) holds for all  $w$ . While in [9] the authors use an *interface function*  $k$  to provide the input  $u = k(x, \hat{x}, \hat{u}, \hat{w})$  that enforces (4). Moreover, in Definition 1 in [9] there is no distinction between internal and external inputs and, therefore,  $\rho_{\text{int}}(|w - \hat{w}|)$  does not appear on the right-hand-side of (4). Also,

$\alpha$  in [9, Definiton 1] is restricted to be the identity. Furthermore, we formulate the decay condition (4) in “dissipative” form [4], while in [9, Definiton 1] the decay condition is formulated in “implication” form [4].

The following theorem shows the importance of the existence of a simulation function according to Definition 2.

**Theorem 1.** *Consider  $\Sigma = (X, U, W, \mathcal{U}, \mathcal{W}, f, Y, h)$  and  $\hat{\Sigma} = (\hat{X}, \hat{U}, \hat{W}, \hat{\mathcal{U}}, \hat{\mathcal{W}}, \hat{f}, \hat{Y}, \hat{h})$  with the same internal input and output space dimension. Suppose  $V$  is a simulation function from  $\hat{\Sigma}$  to  $\Sigma$ . Then, there exist a  $\mathcal{KL}$  function  $\beta$  and  $\mathcal{K}_\infty$  functions  $\gamma_{\text{ext}}, \gamma_{\text{int}}$ , such that for any  $x \in X, \hat{x} \in \hat{X}, \hat{\nu} \in \hat{\mathcal{U}}, \hat{\omega} \in \mathcal{W}$  there exists  $\nu \in \mathcal{U}$  so that for all  $\omega \in \mathcal{W}$  we have*

$$|\zeta_{\hat{x}, \hat{\nu}, \hat{\omega}}(t) - \zeta_{x, \nu, \omega}(t)| \leq \beta(V(\hat{x}, x), t) + \gamma_{\text{ext}}(\|\hat{\nu}\|_\infty) + \gamma_{\text{int}}(\|\omega - \hat{\omega}\|_\infty). \quad (5)$$

The proof, which is given in the appendix, follows the usual arguments that are known from similar results in the context of input-to-state Lyapunov functions, e.g. see [20].

We need the following technical corollary later in the proof of Theorem 3.

**Corollary 1.** *Given the assumptions of Theorem 1, there exist a  $\mathcal{KL}$  function  $\beta$  and  $\mathcal{K}_\infty$  functions  $\gamma_{\text{ext}}, \gamma_{\text{int}}$  such that for any  $\hat{\nu} \in \hat{\mathcal{U}}, \hat{\omega} \in \mathcal{W}, x \in X$ , and  $\hat{x} \in \hat{X}$  there exists  $\nu \in \mathcal{U}$  so that for every  $\omega \in \mathcal{W}$  we have*

$$V(\xi_{\hat{x}, \hat{\nu}, \hat{\omega}}(t), \xi_{x, \nu, \omega}(t)) \leq \beta(V(\hat{x}, x), t) + \gamma_{\text{ext}}(\|\hat{\nu}\|_\infty) + \gamma_{\text{int}}(\|\omega - \hat{\omega}\|_\infty), \quad (6)$$

where the  $\mathcal{KL}$  function  $\beta$  satisfies  $\beta(r, 0) = r$  for all  $r \in \mathbb{R}_{\geq 0}$ .

The proof is provided in the appendix.

**Remark 1.** *If we are given an interface function  $k$  that maps every  $x, \hat{x}, \hat{u}$  and  $\hat{w}$  to an input  $u = k(x, \hat{x}, \hat{u}, \hat{w})$  so that (4) is satisfied, then, the input  $\nu \in \mathcal{U}$  that realizes (5) is readily given by  $\nu(t) = k(\xi(t), \hat{\xi}(t), \hat{\nu}(t), \hat{\omega}(t))$ , see [19, Theorem 1].*

Given an interface function, we might exploit the usefulness of simulation functions as follows. For various reasons (e.g. lower dimension) it might be easier to synthesize a controller for the system  $\hat{\Sigma}$  enforcing some complex specifications, e.g. given as formulae in linear temporal logic, rather than for the original system  $\Sigma$ . Then we can use the interface function  $k$  to *transfer* or *refine* the controller that we computed for  $\hat{\Sigma}$  to a controller for the system  $\Sigma$ . A quantification of the error that is introduced in the design process by taking the detour through the abstraction, is given by (5). In this context, we refer to  $\hat{\Sigma}$  as an *approximate abstraction* and to  $\Sigma$  as the *concrete system*.

**Remark 2.** *In the next section, we work with interconnected control systems without internal inputs, resulting from the interconnection of control subsystems having both internal and external signals. In that case, the interconnected control systems reduce to the tuple  $\Sigma = (X, U, \mathcal{U}, f, Y, h)$  and the vector field becomes  $f : X \times U \rightarrow \mathbb{R}^n$ . Correspondingly, the definition of simulation function for control systems without internal inputs simplifies, i.e., in (4) we do not quantify the inequality over  $w, \hat{w}$  and the term  $\rho_{\text{int}}(\|w - \hat{w}\|)$  is omitted. Similarly, the results in Theorem 1 and Corollary 1 are modified, i.e., for systems without internal inputs the inequalities (5) and (6) are not quantified over  $\omega, \hat{\omega} \in \mathcal{W}$  and the term  $\gamma_{\text{int}}(\|\omega - \hat{\omega}\|_\infty)$  is omitted.*

## 4. COMPOSITIONALITY RESULT

In this section, we analyze interconnected control systems and show how to construct an approximate abstraction of an interconnected system and the corresponding simulation function from the abstractions of the subsystems and their corresponding simulation functions, respectively. The definition of the interconnected control system is based on the notion of interconnected systems introduced in [23].

**4.1. Interconnected Control Systems.** We consider  $N \in \mathbb{N}_{\geq 1}$  control systems

$$\Sigma_i = (X_i, U_i, W_i, \mathcal{U}_i, \mathcal{W}_i, f_i, Y_i, h_i), \quad i \in [1; N]$$

with partitioned internal inputs and outputs

$$\begin{aligned} w_i &= (w_{i1}; \dots; w_{i(i-1)}; w_{i(i+1)}; \dots; w_{iN}), & w_{ij} &\in W_{ij} \subseteq \mathbb{R}^{p_{ij}} \\ y_i &= (y_{i1}; \dots; y_{iN}), & y_{ij} &\in Y_{ij} \subseteq \mathbb{R}^{q_{ij}} \end{aligned} \quad (7)$$

and output function

$$h_i(x_i) = (h_{i1}(x_i); \dots; h_{iN}(x_i)), \quad (8)$$

as depicted schematically in Figure 1.

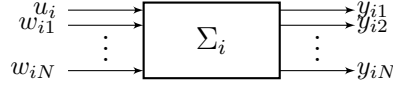


FIGURE 1. Input/output configuration of subsystem  $\Sigma_i$ .

We interpret the outputs  $y_{ii}$  as *external* outputs, whereas the outputs  $y_{ij}$  with  $i \neq j$  are *internal* outputs which are used to define the interconnected systems. In particular, we assume that the dimension of  $w_{ij}$  is equal to the dimension of  $y_{ji}$ , i.e., the following *interconnection constraints* hold:

$$\forall i, j \in [1; N], \quad i \neq j: \quad q_{ij} = p_{ji}, \quad Y_{ij} \subseteq W_{ji}. \quad (9)$$

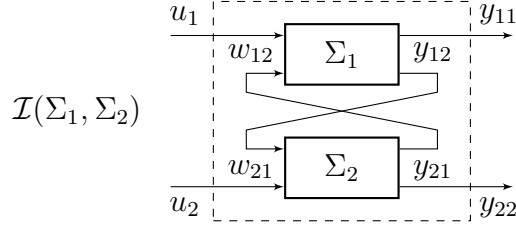
If there is no connection from subsystem  $\Sigma_i$  to  $\Sigma_j$ , then we assume that the connecting output functions are zero for all arguments, i.e.,  $h_{ij} \equiv 0$ . We define the *interconnected control system* as follows.

**Definition 3.** Consider  $N \in \mathbb{N}_{\geq 1}$  control systems  $\Sigma_i = (X_i, U_i, W_i, \mathcal{U}_i, \mathcal{W}_i, f_i, Y_i, h_i)$ ,  $i \in [1; N]$ , with the input-output structure given by (7)-(9). The interconnected control system  $\Sigma = (X, U, \mathcal{U}, f, Y, h)$ , denoted by  $\mathcal{I}(\Sigma_1, \dots, \Sigma_N)$ , follows by  $X := X_1 \times \dots \times X_N$ ,  $U := U_1 \times \dots \times U_N$ ,  $Y := Y_{11} \times \dots \times Y_{NN}$  and functions

$$\begin{aligned} f(x, u) &:= (f_1(x_1, u_1, w_1); \dots; f_N(x_N, u_N, w_N)), \\ h(x) &:= (h_{11}(x_1); \dots; h_{NN}(x_N)), \end{aligned}$$

where  $u = (u_1; \dots; u_N)$  and  $x = (x_1; \dots; x_N)$  and with the interconnection variables constrained by  $w_{ij} = y_{ji}$  for all  $i, j \in [1; N], i \neq j$ .

An example of the interconnection of two control subsystems  $\Sigma_1$  and  $\Sigma_2$  is illustrated in Figure 2.

FIGURE 2. Interconnection of two control subsystems  $\Sigma_1$  and  $\Sigma_2$ .

**4.2. Compositional Construction of Approximate Abstractions and Simulation Functions.** In this subsection, we assume that we are given  $N$  subsystems  $\Sigma_i = (X_i, U_i, W_i, \mathcal{U}_i, \mathcal{W}_i, f_i, Y_i, h_i)$ , together with their abstractions  $\hat{\Sigma}_i = (\hat{X}_i, \hat{U}_i, \hat{W}_i, \hat{\mathcal{U}}_i, \hat{\mathcal{W}}_i, \hat{f}_i, \hat{Y}_i, \hat{h}_i)$  and the simulation functions  $V_i$  from  $\hat{\Sigma}_i$  to  $\Sigma_i$ . We use  $\alpha_i$ ,  $\lambda_i$ ,  $\rho_{i\text{ext}}$ , and  $\rho_{i\text{int}}$  to denote the corresponding  $\mathcal{K}_\infty$  functions appearing in Definition 2.

The compositionality result is based on the following assumption:

**Assumption 1.** For any  $i, j \in [1; N]$ ,  $i \neq j$ , there exist  $\mathcal{K}_\infty$  functions  $\gamma_i$  and constants  $\hat{\lambda}_i \in \mathbb{R}_{>0}$  and  $\delta_{ij} \in \mathbb{R}_{\geq 0}$  such that for any  $r \in \mathbb{R}_{\geq 0}$  one has

$$\lambda_i(r) \geq \hat{\lambda}_i \gamma_i(r) \quad (10a)$$

$$h_{ij} \equiv 0 \implies \delta_{ij} = 0 \text{ and} \quad (10b)$$

$$h_{ij} \not\equiv 0 \implies \rho_{i\text{int}}((N-1)\alpha_j^{-1}(r)) \leq \delta_{ij} \gamma_j(r). \quad (10c)$$

In the following, we cast the constants  $\hat{\lambda}_i$  and  $\delta_{ij}$  as matrices  $\Lambda$  and  $\Delta$  in  $\mathbb{R}^{N \times N}$  with their components given by  $\Lambda_{ii} = \hat{\lambda}_i$ ,  $\Delta_{ii} = 0$  for  $i \in [1; N]$  and  $\Lambda_{ij} = 0$ ,  $\Delta_{ij} = \delta_{ij}$  for  $i, j \in [1; N]$ ,  $i \neq j$ . Moreover, we define  $\Gamma(\hat{s}) := (\gamma_1(s_1); \dots; \gamma_N(s_N))$ , where  $\hat{s} = (s_1; \dots; s_N)$ .

The next theorem, one of the main results of the paper, provides a compositional approach on the construction of abstractions of interconnected control systems and of their corresponding simulation functions.

**Theorem 2.** Consider the interconnected control system  $\Sigma = \mathcal{I}(\Sigma_1, \dots, \Sigma_N)$  induced by  $N \in \mathbb{N}_{\geq 1}$  control subsystems  $\Sigma_i$ . Suppose that for each subsystem  $\Sigma_i$ , we are given  $\hat{\Sigma}_i$  together with a simulation function  $V_i$  from  $\hat{\Sigma}_i$  to  $\Sigma_i$  with  $\alpha_i$ ,  $\lambda_i$ ,  $\rho_{i\text{ext}}$ , and  $\rho_{i\text{int}}$  being the associated  $\mathcal{K}_\infty$  functions. If Assumption 1 holds and there exists a vector  $\mu \in \mathbb{R}_{>0}^N$  such that

$$\mu^T(-\Lambda + \Delta) < 0 \quad (11)$$

is satisfied<sup>1</sup>, then

$$V(\hat{x}, x) = \sum_i \mu_i V_i(\hat{x}_i, x_i) \quad (12)$$

is a simulation function from  $\hat{\Sigma} = \mathcal{I}(\hat{\Sigma}_1, \dots, \hat{\Sigma}_N)$  to  $\Sigma$ .

**Remark 3.** Note that as shown in [4, Lemma 3.1] a vector  $\mu \in \mathbb{R}_{>0}^N$  satisfying  $\mu^T(-\Lambda + \Delta) < 0$  exists iff the spectral radius of  $\Lambda^{-1}\Delta$  is strictly less than one.

<sup>1</sup>We interpret the inequality (11) component-wise, i.e., for  $x \in \mathbb{R}^N$  we have  $x < 0$  iff every entry  $x_i < 0$ ,  $i \in [1; N]$ .

$$\begin{aligned}
DV(\hat{x}, x) \begin{bmatrix} \hat{f}(\hat{x}, \hat{u}) \\ f(x, u) \end{bmatrix} &= \sum_{i=1}^N \mu_i DV_i(\hat{x}_i, x_i) \begin{bmatrix} \hat{f}_i(\hat{x}_i, \hat{u}_i, \hat{w}_i) \\ f_i(x_i, u_i, w_i) \end{bmatrix} \\
&\leq \sum_{i=1}^N \mu_i (-\lambda_i(V_i(\hat{x}_i, x_i)) + \rho_{\text{iint}}(|w_i - \hat{w}_i|) + \rho_{\text{ext}}(|\hat{u}_i|)) \\
&\leq \sum_{i=1}^N \mu_i \left( -\lambda_i(V_i(\hat{x}_i, x_i)) + \sum_{j=1, j \neq i}^N \rho_{\text{iint}}((N-1)|w_{ij} - \hat{w}_{ij}|) + \rho_{\text{ext}}(|\hat{u}_i|) \right) \\
&\leq \sum_{i=1}^N \mu_i \left( -\lambda_i(V_i(\hat{x}_i, x_i)) + \sum_{j=1, j \neq i}^N \rho_{\text{iint}}((N-1)|y_{ji} - \hat{y}_{ji}|) + \rho_{\text{ext}}(|\hat{u}_i|) \right) \\
&\leq \sum_{i=1}^N \mu_i \left( -\lambda_i(V_i(\hat{x}_i, x_i)) + \sum_{j=1, j \neq i}^N \rho_{\text{iint}}((N-1)|h_j(x_j) - \hat{h}_j(\hat{x}_j)|) + \rho_{\text{ext}}(|\hat{u}_i|) \right) \\
&\leq \sum_{i=1}^N \mu_i \left( -\lambda_i(V_i(\hat{x}_i, x_i)) + \sum_{j=1, j \neq i}^N \rho_{\text{iint}}((N-1)\alpha_j^{-1}(V_j(\hat{x}_j, x_j))) + \rho_{\text{ext}}(|\hat{u}_i|) \right) \\
&\leq \sum_{i=1}^N \mu_i \left( -\hat{\lambda}_i \gamma_i(V_i(\hat{x}_i, x_i)) + \sum_{i \neq j, j=1}^N \delta_{ij} \gamma_j(V_j(\hat{x}_j, x_j)) + \rho_{\text{ext}}(|\hat{u}_i|) \right) \\
&= \mu^\top (-\Lambda + \Delta) \Gamma([V_1(\hat{x}_1, x_1); \dots; V_N(\hat{x}_N, x_N)]) + \sum_{i=1}^N \mu_i \rho_{\text{ext}}(|\hat{u}_i|).
\end{aligned} \tag{14}$$

**Remark 4.** If the functions  $\rho_{\text{iint}}$  satisfy the triangle inequality, i.e.,  $\rho_{\text{iint}}(a+b) \leq \rho_{\text{iint}}(a) + \rho_{\text{iint}}(b)$ ,  $\forall a, b \in \mathbb{R}_{\geq 0}$ , then the condition (10c) reduces to

$$h_{ij} \neq 0 \implies \rho_{\text{iint}}(\alpha_j^{-1}(r)) \leq \delta_{ij} \gamma_j(r). \tag{13}$$

*Proof of Theorem 2.* The proof is inspired by the proof of Theorem 4.5 in [24]. Let us first show that inequality (3) holds for some  $\mathcal{K}_\infty$  function  $\alpha$ . For any  $x = (x_1; \dots; x_N) \in X$  and  $\hat{x} = (\hat{x}_1; \dots; \hat{x}_N) \in \hat{X}$ , one gets:

$$\begin{aligned}
|\hat{h}(\hat{x}) - h(x)| &\leq \sum_{i=1}^N |\hat{h}_{ii}(\hat{x}_i) - h_{ii}(x_i)| \leq \sum_{i=1}^N |\hat{h}_i(\hat{x}_i) - h_i(x_i)| \\
&\leq \sum_{i=1}^N \alpha_i^{-1}(V_i(\hat{x}_i, x_i)) \leq \bar{\alpha} \left( \sum_{i=1}^N \mu_i V_i(\hat{x}_i, x_i) \right)
\end{aligned}$$

where  $\bar{\alpha}(s) = \max\{\sum_{i=1}^N \alpha_i^{-1}(s_i) \mid \mu^\top[s_1; \dots; s_N] = s\}$  which is a  $\mathcal{K}_\infty$  function. By defining the  $\mathcal{K}_\infty$  function  $\alpha(r) = \bar{\alpha}^{-1}(r)$ ,  $\forall r \in \mathbb{R}_{\geq 0}$ , one obtains

$$\alpha(|\hat{h}(\hat{x}) - h(x)|) \leq \sum_{i=1}^N \mu_i V_i(\hat{x}_i, x_i) = V(\hat{x}, x),$$



satisfying inequality (3). Now we show that inequality (4) holds as well. Consider any  $x = (x_1; \dots; x_N) \in X$ ,  $\hat{x} = (\hat{x}_1; \dots; \hat{x}_N) \in \hat{X}$ ,  $\hat{u} = (\hat{u}_1; \dots; \hat{u}_N) \in \hat{U}$  and  $u = (u_1; \dots; u_N) \in U$ , where we pick  $u_i \in U_i$  to satisfy (4) for each subsystem with the internal inputs given by  $w_{ij} = h_{ji}(x_j)$  and  $\hat{w}_{ij} = \hat{h}_{ji}(\hat{x}_j)$ . We derive the chain of inequalities in (14), where we use the inequality:

$$\rho_{\text{int}}(r_1 + \dots + r_{N-1}) \leq \sum_{i=1}^{N-1} \rho_{\text{int}}(r_i + \dots + r_i),$$

which is valid for any  $\rho_{\text{int}} \in \mathcal{K}_\infty$  and any  $r_i \in \mathbb{R}_{\geq 0}$ ,  $i \in [1; N[$ . Note that if  $\rho_{\text{int}}$  satisfies the triangle inequality, one gets the less conservative inequality

$$\rho_{\text{int}}(r_1 + \dots + r_{N-1}) \leq \sum_{i=1}^{N-1} \rho_{\text{int}}(r_i),$$

and it suffices that (13) holds instead of (10c). By defining

$$\begin{aligned} \lambda(s) &:= \min \left\{ -\mu^T (-\Lambda + \Delta) \Gamma(\hat{s}) \mid \mu^T \hat{s} = s \right\}, \\ \rho_{\text{ext}}(s) &:= \max \left\{ \sum_{i=1}^N \mu_i \rho_{\text{ext}}(s_i) \mid |[s_1; \dots; s_N]| = s \right\}, \end{aligned}$$

where  $\hat{s} \in \mathbb{R}^N$ , we obtain:

$$DV(\hat{x}, x) \begin{bmatrix} \hat{f}(\hat{x}, \hat{u}) \\ f(x, u) \end{bmatrix} \leq -\lambda(V(\hat{x}, x)) + \rho_{\text{ext}}(|\hat{u}|).$$

Since it can be readily verified that  $\lambda$  and  $\rho_{\text{ext}}$  are  $\mathcal{K}_\infty$  functions, we conclude that  $V$  is a simulation function from  $\hat{\Sigma}$  to  $\Sigma$ .  $\square$

## 5. APPROXIMATE ABSTRACTIONS AND SIMULATION FUNCTIONS FOR LINEAR SYSTEMS

In this section, we focus on *linear* control systems  $\Sigma$  and *square-root-of-quadratic* simulation functions  $V$ . In the first part, we follow the geometric approach to linear control systems, and characterize simulation functions for *linear* control systems  $\Sigma$  in terms of *controlled invariant externally stabilizable subspaces* [2]. The results are closely connected to the characterization of simulation relations developed in [5]. In the second part, we use the characterization of simulation functions to actually construct abstractions of linear control systems.

**5.1. Characterization of Simulation Functions.** A *linear control system* is defined as a control system with the vector field and output function given by the following linear maps

$$\begin{aligned} \dot{\xi}(t) &= A\xi(t) + B\nu(t) + D\omega(t), \\ \zeta(t) &= C\xi(t), \end{aligned} \tag{15}$$

with the state space, external input space, internal input space and output space given by  $\mathbb{R}^n$ ,  $\mathbb{R}^m$ ,  $\mathbb{R}^p$  and  $\mathbb{R}^q$ , respectively. The dimensions of the matrices follow by

$$A \in \mathbb{R}^{n \times n}, B \in \mathbb{R}^{n \times m}, D \in \mathbb{R}^{n \times p}, \text{ and } C \in \mathbb{R}^{q \times n}. \tag{16}$$

Henceforth, we simply use the tuple  $\Sigma = (A, B, C, D)$  to refer to a control system with vector field and output function of the form of (15) with the dimension of the corresponding matrices specified by (16). We follow the geometric approach [2], and restrict the set of admissible inputs  $\mathcal{U}$  and  $\mathcal{W}$  to be *piecewise continuous*. As the co-domain of the internal and external inputs are implicitly determined by the dimension of  $B$  and  $D$ , we do not include the sets  $\mathcal{U}$  and  $\mathcal{W}$  in the system tuple.

In the following we characterize simulation functions from  $\Sigma_1 = (A_1, B_1, C_1, D_1)$  to  $\Sigma_2 = (A_2, B_2, C_2, D_2)$  in terms of the auxiliary matrices given by

$$\begin{aligned} A_{12} &= \begin{bmatrix} A_1 & 0 \\ 0 & A_2 \end{bmatrix}, \quad B_{12} = \begin{bmatrix} 0 \\ B_2 \end{bmatrix}, \quad B_{21} = \begin{bmatrix} B_1 \\ 0 \end{bmatrix}, \quad D_{12} = \begin{bmatrix} D_1 \\ D_2 \end{bmatrix}, \\ C_{12} &= [-C_1 \quad C_2]. \end{aligned} \quad (17)$$

**Theorem 3** (Necessity). *Consider two linear control systems  $\Sigma_i = (A_i, B_i, C_i, D_i)$ ,  $i \in \{1, 2\}$  with the same internal input and output space dimensions. Let the matrices  $A_{12}, B_{12}, B_{21}, C_{12}, D_{12}$  be given by (17). Suppose there exists a simulation function  $V$  from  $\Sigma_1$  to  $\Sigma_2$ , then there exists a relation  $R \subseteq \mathbb{R}^{n_1} \times \mathbb{R}^{n_2}$  which is a subspace that satisfies*

$$R \text{ is } (A_{12}, B_{12})\text{-externally stabilizable} \quad (18a)$$

$$A_{12}R \subseteq R + \text{im } B_{12} \quad (18b)$$

$$\text{im } D_{12} \subseteq R + \text{im } B_{12} \quad (18c)$$

$$R \subseteq \ker C_{12}. \quad (18d)$$

If the  $\mathcal{K}_\infty$  function  $\rho_{\text{ext}}$  associated with  $V$  equals to zero, then

$$\text{im } B_{21} \subseteq R + \text{im } B_{12}. \quad (19a)$$

*Proof of Theorem 3.* Let  $R \subseteq \mathbb{R}^{n_1} \times \mathbb{R}^{n_2}$  be the smallest subspace in  $\mathbb{R}^{n_1 \times n_2}$  that contains the set  $S = \{(x_1; x_2) \mid V(x_1, x_2) = 0\}$ . By definition, any element of  $R$  follows by applying scalar multiplication and addition to elements in  $S$ , and therefore, we obtain  $R \subseteq \ker C_{12}$ . Now let  $\nu_1 \equiv 0$  and  $\omega_1 = \omega_2$ . Choose  $x_1, x_2$  such that  $V(x_1, x_2) = 0$ , then it follows from Corollary 1 that there exists  $\nu_2$  such that  $V(\xi_{1,x_1,\nu_1,\omega_1}(t), \xi_{2,x_2,\nu_2,\omega_2}(t)) = 0$  holds for all  $t \in \mathbb{R}_{\geq 0}$ . By the linearity of solutions of linear systems, we have  $(x_1, x_2) \in R$  implies that there exists  $\nu_2$  such that  $(\xi_{1,x_1,\nu_1,\omega_1}(t), \xi_{2,x_2,\nu_2,\omega_2}(t)) \in R$  holds for all  $t \in \mathbb{R}_{\geq 0}$ , which shows that  $R$  is  $(A_{12}, B_{12})$ -controlled invariant, see [2, Theorem 4.1.1] and (18b) follows. As the choice of  $x_1, x_2$  and  $\omega_1$  is arbitrary, we invoke the fundamental lemma of the geometrical approach [2, Lemma 3.2.1] and obtain that for every  $x_1, x_2, w_1$  there is  $u_2$  so that  $(A_1x_1 + D_1w_1, A_2x_2 + D_2w_1 + B_2u_2) \in R$ . By setting  $x_1 = x_2 = 0$ , we obtain (18c). We continue to show (18a). For  $\nu_1 \equiv 0, \omega_1 = \omega_2$ , Corollary 1 implies that for every  $(x_1, x_2) \in \mathbb{R}^{n_1} \times \mathbb{R}^{n_2}$ , there exists  $\nu_2 \in \mathcal{U}_2$  such that  $\lim_{t \rightarrow \infty} V(\xi_{1,x_1,\nu_1,\omega_1}(t), \xi_{2,x_2,\nu_2,\omega_2}(t)) = 0$ , which implies that  $(\xi_{1,x_1,\nu_1,\omega_1}(t), \xi_{2,x_2,\nu_2,\omega_2}(t))$  converges to  $R$ . Then using [2, Definition 4.1.6 and Property 4.1.14] we conclude that  $R$  is  $(A_{12}, B_{12})$ -externally stabilizable.

We continue with (19a). Let  $\omega_1 = \omega_2 \equiv 0$ . Since  $\gamma_{\text{ext}} \equiv 0$ , we use the same arguments as above, and obtain that for every  $(x_1, x_2) \in R$  and  $\nu_1 \in \mathcal{U}_1$  there is  $\nu_2 \in \mathcal{U}_2$  so that  $(\xi_{1,x_1,\nu_1,\omega_1}(t), \xi_{2,x_2,\nu_2,\omega_2}(t)) \in R$  holds for all  $t \in \mathbb{R}_{\geq 0}$ . By the fundamental lemma of the geometric approach [2, Lemma 3.2.1], we have that  $(\dot{\xi}_{1,x_1,\nu_1,\omega_1}(t), \dot{\xi}_{2,x_2,\nu_2,\omega_2}(t)) \in R$  for almost all  $t \in \mathbb{R}_{\geq 0}$ . This implies, for every  $(x_1, x_2) \in R$  and  $u_1 \in \mathbb{R}^{m_1}$  there exists  $u_2 \in \mathbb{R}^{m_2}$  so that  $(A_1x_1 + B_1u_1, A_2x_2 + B_2u_2) \in R$ , which concludes the proof.  $\square$

**Theorem 4** (Sufficiency). *Consider two linear control systems  $\Sigma_i = (A_i, B_i, C_i, D_i)$ ,  $i \in \{1, 2\}$  with the same internal input and output space dimensions. Let the matrices  $A_{12}, B_{12}, B_{21}, C_{12}, D_{12}$  be given by (17). Suppose there exists a linear subspace  $R \subseteq \mathbb{R}^{n_1} \times \mathbb{R}^{n_2}$  that satisfies (18a)-(18d), then there exists a symmetric positive semi-definite matrix  $M \in \mathbb{R}^{(n_1+n_2) \times (n_1+n_2)}$  so that*

$$V(x_1, x_2) = ((x_1; x_2)^\top M (x_1; x_2))^{\frac{1}{2}}$$

*is a simulation function<sup>2</sup> from  $\Sigma_1$  to  $\Sigma_2$ .*

*If additionally (19a) holds, then the  $K_\infty$  function  $\rho_{\text{ext}}$  associated with  $V$  equals to zero, i.e.,  $\rho_{\text{ext}} \equiv 0$ .*

*Proof of Theorem 4.* We pick  $K_{12}$  so that  $(A_{12} + B_{12}K_{12})R \subseteq R$  and  $(A_{12} + B_{12}K_{12})|_{(\mathbb{R}^{n_1} \times \mathbb{R}^{n_2})/R}$  is Hurwitz. Let  $A = (A_{12} + B_{12}K_{12})$ , from [2, Proof of Theorem 3.2.1 and Definition 3.2.4] it follows that for any invertible matrix  $T = [T_1 \ T_2]$  with  $\text{im } T_1 = R$  and  $T^{-1} = [\bar{T}_1^\top \ \bar{T}_2^\top]^\top$  we obtain

$$T^{-1}AT = \begin{bmatrix} F_{11} & F_{12} \\ 0 & F_{22} \end{bmatrix}, F_{22} \text{ is Hurwitz, } F_{22}\bar{T}_2 = \bar{T}_2A. \quad (20)$$

For the remainder, we use  $\bar{A} = F_{22}$  and  $\Pi = \bar{T}_2$ . Let  $x \in \ker \bar{T}_2$ , then we compute  $x = TT^{-1}x = T_1y$  for  $y = \bar{T}_1x$  and it follows that  $\ker \Pi \subseteq R$ . Since  $R \subseteq \ker C_{12}$ , we obtain  $\ker \Pi \subseteq \ker C_{12}$  and there exists  $\bar{C}$  so that  $\bar{C}\Pi = C_{12}$ . As  $\bar{A}$  is Hurwitz, there exist a constant  $\lambda \in \mathbb{R}_{>0}$  and a symmetric positive definite matrix  $\bar{M}$ , so that

$$\begin{aligned} \bar{C}^\top \bar{C} &\leq \bar{M} \\ \bar{A}^\top \bar{M} + \bar{M} \bar{A} &\leq -2\lambda \bar{M}. \end{aligned} \quad (21)$$

We define  $V : \mathbb{R}^{n_1} \times \mathbb{R}^{n_2} \rightarrow \mathbb{R}_{\geq 0}$  by

$$V(x_1, x_2) = ((x_1; x_2)^\top \Pi^\top \bar{M} \Pi (x_1; x_2))^{\frac{1}{2}}.$$

Clearly  $M = \Pi^\top \bar{M} \Pi$  is symmetric positive semi-definite and it remains to show that  $V$  is indeed a simulation function from  $\Sigma_1$  to  $\Sigma_2$ . First, we verify that (3) holds for  $\alpha = \text{id}$  by

$$\begin{aligned} |C_1x_1 - C_2x_2|^2 &= |C_{12}(x_1; x_2)|^2 = |\bar{C}\Pi(x_1; x_2)|^2 \\ &\leq (x_1; x_2)^\top \Pi^\top \bar{M} \Pi (x_1; x_2) = V(x_1, x_2)^2. \end{aligned}$$

We continue to show that (4) holds as well. Let  $x_1, x_2, u_1$  and  $w_1$  be given. Then we pick  $u_2 = K_{12}(x_1; x_2) + K_4u_1 + u_3$  where we pick  $u_3$  so that  $D_{12}w_1 + B_{12}u_3 \in R$  holds, which is possible by (18c). The purpose of  $K_4u_1$  will become apparent later. Let  $x = (x_1; x_2)$ , then for any  $w_2$  the left-hand-side of (4) evaluates to

$$\frac{x^\top \Pi^\top \bar{M} \Pi}{V(x_1, x_2)} \left[ Ax + D_{12}w_1 + B_{12}u_3 + \begin{bmatrix} B_1 \\ B_2K_4 \end{bmatrix} u_1 + \begin{bmatrix} 0 \\ D_2 \end{bmatrix} \Delta w \right]$$

with  $\Delta w = (w_1 - w_2)$ . We use  $\bar{A}\Pi = \Pi A$  and (21) to bound the first term by

$$\frac{x^\top \Pi^\top \bar{M} \Pi}{V(x_1, x_2)} Ax \leq -\lambda \frac{x^\top \Pi^\top \bar{M} \Pi x}{V(x_1, x_2)} = -\lambda V(x_1, x_2).$$

---

<sup>2</sup>Note that, here it is sufficient that  $V$  is continuously differentiable over  $\mathbb{R}^{n_1} \times \mathbb{R}^{n_2} \setminus V_0$ , where  $V_0 = \{(x_1; x_2) \in \mathbb{R}^{n_1} \times \mathbb{R}^{n_2} \mid V(x_1, x_2) = 0\}$ .

Moreover,  $\Pi(D_{12}w_1 + B_{12}u_3) = 0$  as  $D_{12}w_1 + B_{12}u_3 \in R$ . Then we use the Cauchy-Schwarz inequality to bound

$$\frac{x^\top \Pi^\top \bar{M} \Pi}{V(x_1, x_2)} \left( \begin{bmatrix} B_1 \\ B_2 K_4 \end{bmatrix} u_1 + \begin{bmatrix} 0 \\ D_2 \end{bmatrix} \Delta w \right) \leq$$

$$|\sqrt{\bar{M}} \Pi \begin{bmatrix} B_1 \\ B_2 K_4 \end{bmatrix}| |u_1| + |\sqrt{\bar{M}} \Pi \begin{bmatrix} 0 \\ D_2 \end{bmatrix}| |w_2 - w_1|$$

and we see that  $V$  is a simulation function with the associated  $\mathcal{K}_\infty$  functions given for all  $r \in \mathbb{R}_{\geq 0}$  by  $\alpha(r) = r$ ,  $\lambda(r) = \lambda r$ ,

$$\rho_{\text{ext}}(r) = |\sqrt{\bar{M}} \Pi \begin{bmatrix} B_1 \\ B_2 K_4 \end{bmatrix}| r \text{ and } \rho_{\text{int}}(r) = |\sqrt{\bar{M}} \Pi \begin{bmatrix} 0 \\ D_2 \end{bmatrix}| r.$$

If  $\text{im } B_{21} \subseteq R + \text{im } B_{12}$ , for every  $u_1$  we choose  $u_2$  differently by  $u_2 = K_{12}(x_1; x_2) + u_3 + u_4$  with  $u_4$  so that  $B_{21}u_1 + B_{12}u_4 \in R$  which implies  $\Pi(B_{21}u_1 + B_{12}u_4) = 0$  and the term of the left-hand-side of (4) associated with  $u_1$  vanishes.  $\square$

Theorem 4 gives rise to the following definition.

**Definition 4.** Let  $\Sigma_i = (A_i, B_i, C_i, D_i)$ ,  $i \in \{1, 2\}$  be two linear control systems with the same internal input and output space dimensions. Let the matrices  $A_{12}, B_{12}, C_{12}, D_{12}$  be given by (17). We say that a relation  $R \subseteq \mathbb{R}^{n_1} \times \mathbb{R}^{n_2}$  induces a simulation function from  $\Sigma_1$  to  $\Sigma_2$  if it satisfies (18a)-(18d).

Theorems 3 and 4 facilitate a direct comparison of simulation functions with the notion of a simulation relation  $R$  from  $\Sigma_1$  to  $\Sigma_2$  [5]. A relation  $R \subseteq \mathbb{R}^{n_1} \times \mathbb{R}^{n_2}$  is a *simulation relation* from  $\Sigma_1$  to  $\Sigma_2$  if for every  $(x_1, x_2) \in R$ ,  $\nu_1$  and  $\omega_1 \equiv \omega_2$ , there exists  $\nu_2$  so that

$$\begin{aligned} \forall t \in \mathbb{R}_{\geq 0} : \quad & (\xi_{1,x_1,\nu_1,\omega_1}(t), \xi_{2,x_2,\nu_2,\omega_2}(t)) \in R \\ \forall t \in \mathbb{R}_{\geq 0} : \quad & \zeta_{1,x_1,\nu_1,\omega_1}(t) = \zeta_{2,x_2,\nu_2,\omega_2}(t). \end{aligned} \tag{22}$$

This notion of simulation relation was introduced in [5] in the context of *verification* for linear systems with two types of inputs. Due to the verification context, in [5] the internal input is interpreted as control input and the external inputs as disturbances. While in our approach, we use the external input as control input that we refine from  $\Sigma_1$  to  $\Sigma_2$  and the internal input is used for the interconnection of the subsystems. Nevertheless, mathematically, both notions are closely related and the authors in [5] characterized simulation relations from  $\Sigma_1$  to  $\Sigma_2$  in terms of conditions (18b)-(19a). On one hand, the conditions that characterize a relation inducing a simulation function are less restrictive (compared to the conditions that characterize a simulation relation) since (19a) needs to hold only optionally (in the case that  $\rho_{\text{ext}} \equiv 0$ ). As a result, two output trajectories  $\zeta_{1,x_1,\nu_1,\omega_1}(t)$  and  $\zeta_{2,x_2,\nu_2,\omega_2}(t)$  that are related in terms of a simulation function, are not necessarily identical. On the other hand, a relation  $R$  inducing a simulation function, in contrast to a simulation relation, is required to be externally stabilizable (18a). The external stabilizability allows  $\zeta_{1,x_1,\nu_1,\omega_1}(t)$  and  $\zeta_{2,x_2,\nu_2,\omega_2}(t)$  to be driven by the different internal inputs  $\omega_1 \neq \omega_2$  and the initial states are not restricted to satisfy  $(x_1, x_2) \in R$ . In view of (5) the effect of the different internal inputs on the output difference is bounded and the effect of the freely chosen initial states vanishes over time. Note that in the context of robust synthesis, it is particularly important not

to restrict the initial states to  $R$ , since the initial state of the plant  $\Sigma_2$  cannot always be set freely.

We conclude this subsection with the characterization of a relation inducing a simulation function from  $\Sigma_1$  to  $\Sigma_2$  (or from  $\Sigma_2$  to  $\Sigma_1$ ) that is defined in terms of a matrix  $P \in \mathbb{R}^{n_2 \times n_1}$ , i.e.,

$$R = \{(x_1; x_2) \in \mathbb{R}^{n_1} \times \mathbb{R}^{n_2} \mid Px_1 = x_2\}. \quad (23)$$

We use this characterization in the next subsection to construct an approximate abstraction  $\hat{\Sigma}$  of a given linear control system  $\Sigma$ .

**Theorem 5.** *Consider two linear control systems  $\Sigma_i = (A_i, B_i, C_i, D_i)$ ,  $i \in \{1, 2\}$  with the same internal input and output space dimensions. Let  $R$  be given by (23) with the matrix  $P \in \mathbb{R}^{n_2 \times n_1}$ . The relation  $R$  induces a simulation function from  $\Sigma_1$  to  $\Sigma_2$  iff there exists matrices  $K_1, K_2, K_3$  of appropriate dimensions so that the following holds*

$$A_2 + B_2K_1 \text{ is Hurwitz} \quad (24a)$$

$$A_2P = PA_1 + B_2K_2 \quad (24b)$$

$$D_2 = PD_1 + B_2K_3 \quad (24c)$$

$$C_1 = C_2P. \quad (24d)$$

Moreover, (19a) holds iff there exists  $K_4$  so that

$$PB_1 = B_2K_4. \quad (25a)$$

*Proof.* First, we show that  $R$  satisfies (18b)-(18d) ((18b)-(19a)) iff (24b)-(24d) ((24b)-(25a)) holds. By the definition of  $R$  it is straightforward to establish the equivalences (18b)  $\iff$  (24b), (18c)  $\iff$  (24c), (18d)  $\iff$  (24d) and (19a)  $\iff$  (25a). Now we assume that  $R$  is  $(A_{12}, B_{12})$ -controlled invariant. Let  $K_{12} = [K'_1 \ K_1]$  so that  $(A_{12} + B_{12}K_{12})R \subseteq R$ . Then we pick  $T$  in (20) by

$$T = \begin{bmatrix} I_{n_1} & 0 \\ P & I_{n_2} \end{bmatrix}, \text{ where } \text{im} \begin{bmatrix} I_{n_1} \\ P \end{bmatrix} = R$$

and observe that  $-PA_1 + B_2K'_1 + (A_2 + B_2K_1)P = 0$  and  $F_{22} = A_2 + B_2K_1$ , which shows that (24b) holds and, consequently, (18a) holds iff (24a) holds.  $\square$

The following corollary readily follows from the proofs of Theorem 4 and 5.

**Corollary 2.** *Suppose that (24a)-(24d) hold. Let  $M \in \mathbb{R}^{n_2 \times n_2}$  be a symmetric positive definite matrix that satisfies*

$$\begin{aligned} C_2^\top C_2 &\leq M \\ (A_2 + B_2K_1)^\top M + M(A_2 + B_2K_1) &\leq -2\lambda M \end{aligned}$$

for some  $\lambda \in \mathbb{R}_{>0}$ . Then a simulation function from  $\Sigma_1$  to  $\Sigma_2$  is given by

$$V(x_1, x_2) = ((x_2 - Px_1)^\top M(x_2 - Px_1))^{\frac{1}{2}}$$

and the interface function that maps  $x_1, x_2, u_1, w_1$  to  $u_2$  so that (4) holds is given by

$$u_2 = K_1(x_2 - Px_1) - K_2x_1 - K_3w_1 + K_4u_1$$

where  $K_4$  is given implicitly as the matrix that minimizes  $|\sqrt{M}(PB_1 - B_2K_4)|$ . The associated comparison functions are given for all  $r \in \mathbb{R}_{\geq 0}$  by  $\alpha(r) = r$ ,  $\lambda(r) = \lambda r$ ,

$$\rho_{\text{ext}}(r) = |\sqrt{M}(PB_1 - B_2K_4)|r, \quad \rho_{\text{int}}(r) = |\sqrt{M}D_2|r.$$

**5.2. Construction of Approximate Abstractions.** In this subsection, we are interested in the construction of an approximate abstraction  $\hat{\Sigma} = (\hat{A}, \hat{B}, \hat{C}, \hat{D})$  for a given linear control system  $\Sigma = (A, B, C, D)$  together with a square-root-of-quadratic simulation function from  $\hat{\Sigma}$  to  $\Sigma$ . The construction is based on the assumption that

$$(A, B) \text{ is stabilizable} \quad (26a)$$

and on the existence of a matrix  $P \in \mathbb{R}^{n \times \hat{n}}$  with a trivial kernel that satisfies

$$A \operatorname{im} P \subseteq \operatorname{im} P + \operatorname{im} B \quad (27a)$$

$$\operatorname{im} D \subseteq \operatorname{im} P + \operatorname{im} B \quad (27b)$$

$$\operatorname{im} P + \ker C = \mathbb{R}^n. \quad (27c)$$

Here we follow the scheme developed in [9] to construct abstractions of linear control systems. In particular, in [9] conditions (26a), (27a) and (27c) were used to construct an abstraction  $\hat{\Sigma}$  and a square-root-of-quadratic simulation function  $V$  from  $\hat{\Sigma}$  to  $\Sigma$  together with a simulation relation<sup>3</sup>  $\hat{R} = \{(x; \hat{x}) \mid \hat{P}x = \hat{x}\}$  (for some  $\hat{P} \in \mathbb{R}^{\hat{n} \times n}$ ) from  $\Sigma$  to  $\hat{\Sigma}$ . The simulation function  $V$  from  $\hat{\Sigma}$  to  $\Sigma$  serves for the controller refinement, while the simulation relation  $\hat{R}$  from  $\Sigma$  to  $\hat{\Sigma}$  ensures that nice properties like controllability of  $\Sigma$  are preserved on the abstraction  $\hat{\Sigma}$ . In this paper, we extend the scheme in [9] in the following directions. First, we add condition (27b) in order to be able to account for systems with internal and external inputs. Second, we show that the simulation relation  $\hat{R}$  actually induces a simulation function from  $\Sigma$  to  $\hat{\Sigma}$ . Third, and most importantly, using the novel characterization of simulation functions in terms of controlled invariant externally stabilizable subspaces, we show that the conditions (26a)-(27c) are not only sufficient but actually necessary for the existence of an abstraction  $\hat{\Sigma}$  so that the relation  $R = \{(\hat{x}, x) \mid P\hat{x} = x\}$  induces a simulation function from  $\hat{\Sigma}$  to  $\Sigma$  and  $\hat{R}$  induces a simulation function from  $\Sigma$  to  $\hat{\Sigma}$ .

**Theorem 6.** *Consider  $\Sigma = (A, B, C, D)$  and*

$$R = \{(\hat{x}; x) \in \mathbb{R}^{\hat{n}} \times \mathbb{R}^n \mid P\hat{x} = x\}$$

*with  $P \in \mathbb{R}^{n \times \hat{n}}$ ,  $\ker P = 0$ . There exist  $\hat{\Sigma} = (\hat{A}, \hat{B}, \hat{C}, \hat{D})$  with the same internal input and output space dimension as  $\Sigma$  and  $\hat{R} = \{(x; \hat{x}) \in \mathbb{R}^n \times \mathbb{R}^{\hat{n}} \mid \hat{P}x = \hat{x}\}$  with  $\hat{P} \in \mathbb{R}^{\hat{n} \times n}$ , so that  $R$  induces a simulation function from  $\hat{\Sigma}$  to  $\Sigma$  and  $\hat{R}$  induces a simulation function from  $\Sigma$  to  $\hat{\Sigma}$  iff (26a)-(27c) hold.*

*Proof.* Let  $R$  ( $\hat{R}$ ) induces a simulation function from  $\hat{\Sigma}$  to  $\Sigma$  ( $\Sigma$  to  $\hat{\Sigma}$ ). From Theorem 5 it follows that (24a) implies (26a), (24b) implies (27a) and (24c) implies (27b). From (24d) it follows that  $\hat{C} = CP$  and  $\hat{C}\hat{P} = C$ , which implies that  $CP\hat{P} = C$ . Since  $\ker P = 0$ , Lemma 3 in [9] is applicable and we obtain (27c). Now suppose that (26a)-(27c) hold. Let  $\hat{C} = CP$ . And pick  $\hat{A}$  and  $\hat{C}$  together with  $K_1, K_2, K_3$  so that (24a)-(24d) hold for  $A, B, C, D, \hat{A}, \hat{B}, \hat{C}, \hat{D}$  in place of  $A_2, B_2, C_2, D_2, A_1, B_1, C_1, D_1$ , respectively. Theorem 5 shows that  $R$  induces a simulation function from  $\hat{\Sigma} = (\hat{A}, \hat{B}, \hat{C}, \hat{D})$  to  $\Sigma$  for any  $\hat{B}$  of appropriate dimension. We continue to show that  $\hat{R}$  induces a simulation function from  $\Sigma$  to  $\hat{\Sigma}$ . Again we use Lemma 3 in [9] to pick  $\hat{P}$  with  $\operatorname{im} \hat{P} = \mathbb{R}^{\hat{n}}$  so that  $\hat{C}\hat{P} = C$ ,  $\hat{P}P = I_{\hat{n}}$

<sup>3</sup>Actually, the authors of [9] show that  $\hat{\Sigma}$  is  $\hat{P}$ -related to  $\Sigma$  (see [9, Def. 3]), which, when we omit the internal inputs, is equivalent to  $\hat{R}$  being a simulation relation from  $\Sigma$  to  $\hat{\Sigma}$ .

and  $P\hat{P} + EF = I_n$  for some matrices  $E$  and  $F$  of appropriate dimension with  $\text{im } E = \ker C$ . Let  $\hat{B} = [\hat{P}B \ \hat{P}AE]$ . We derive  $\hat{A}\hat{P} = \hat{P}P\hat{A}\hat{P} = \hat{P}AP\hat{P} - \hat{P}B(K_2 + K_1P)\hat{P} = \hat{P}A - \hat{P}AEF - \hat{P}B(K_2 + K_1P)\hat{P} = \hat{P}A + \hat{B}[-(K_2 + K_1P)^\top - F^\top]^\top$  and  $\hat{D} = \hat{P}P\hat{D} = \hat{P}(D - BK_3) = \hat{P}D + \hat{B}[-K_3^\top \ 0]^\top$ . Additionally, we have  $\hat{P}B = \hat{B}[I_m \ 0]^\top$  and it follows that  $\hat{R}$  satisfies (24b)-(25a) for  $\hat{P}, \hat{A}, \hat{B}, \hat{C}, \hat{D}, A, B, C, D$  in place of  $P, A_2, B_2, C_2, D_2, A_1, B_1, C_1$  and  $D_1$ , respectively, which shows that  $\hat{R}$  is a simulation relation from  $\Sigma$  to  $\hat{\Sigma}$  [5, Proposition 5.2]. Moreover,  $\text{im } \hat{P} = \mathbb{R}^{\hat{n}}$ . As  $(A, B)$  is stabilizable we use (22) to verify that  $(\hat{A}, \hat{B})$  is stabilizable as well. Hence, there exists a matrix  $\hat{K}_1$  so that (24a) holds. It follows that  $\hat{R}$  induces a simulation function from  $\Sigma$  to  $\hat{\Sigma}$ .  $\square$

We summarize the construction of an approximate abstraction of a stabilizable control system  $\Sigma = (A, B, C, D)$  in Table 1. The associated simulation function from  $\hat{\Sigma}$  to  $\Sigma$

- |  |
|--|
| <ol style="list-style-type: none"> <li>(1) Compute <math>M</math> and <math>K_1</math> so that <math>C^\top C \leq M</math> and <math>(A + BK_1)^\top M + M(A + BK_1) \leq -2\lambda M</math> holds.</li> <li>(2) Determine <math>P</math> with <math>\ker P = 0</math> that satisfies (27a)-(27c) and <math>\hat{P}</math> so that <math>CP\hat{P} = C</math> and <math>\text{im } \hat{P} = \mathbb{R}^{\hat{n}}</math>.</li> <li>(3) Determine <math>\hat{A}</math> and <math>K_2</math> so that <math>AP = P\hat{A} + BK_2</math> holds.</li> <li>(4) Determine <math>\hat{D}</math> and <math>K_3</math> so that <math>D = P\hat{D} + BK_3</math> holds.</li> <li>(5) The matrices <math>\hat{B}</math> and <math>\hat{C}</math> follow by <math>\hat{B} = [\hat{P}B \ \hat{P}AE]</math> where <math>\text{im } E = \ker C</math> and <math>\hat{C} = CP</math>.</li> </ol> |
|--|

TABLE 1. Construction of an approximate abstraction  $\hat{\Sigma}$ .

follows from Corollary 2 to  $V(\hat{x}, x) = \sqrt{(x - P\hat{x})^\top M(x - P\hat{x})}$  and the interface function that maps  $\hat{x}, x, \hat{u}, \hat{w}$  to  $u$  so that (4) holds is given by  $u = K_1(x - P\hat{x}) - K_2\hat{x} - K_3\hat{w} + K_4\hat{u}$ . The matrix  $K_4$  is given as the one that minimizes  $|\sqrt{M}(P\hat{B} - BK_4)|$  which can be computed according to [9, Proposition 1].

## 6. AN EXAMPLE

Let us now consider the compositional construction of an approximate abstraction together with a simulation function for an interconnected linear control system illustrated in Figure 3.

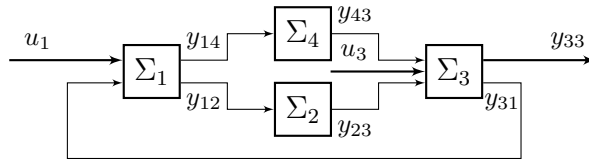


FIGURE 3. The interconnected system  $\mathcal{I}(\Sigma_1, \Sigma_2, \Sigma_3, \Sigma_4)$ .

We assume that  $\Sigma_1$  and  $\Sigma_3$  are triple integrators with the system matrices given by

$$A_1 = A_3 = \begin{bmatrix} 0 & 1 & 0 \\ 0 & 0 & 1 \\ -4 & -5 & -2 \end{bmatrix}, \quad B_1 = B_3 = \begin{bmatrix} 0 \\ 0 \\ 1 \end{bmatrix}$$

$$C_{11} = [0 \ 0 \ 0], \quad C_{33} = [1 \ 0 \ 0],$$

and  $\Sigma_2$  and  $\Sigma_4$  are double integrators with

$$A_2 = A_4 = \begin{bmatrix} 0 & 1 \\ -4 & -5 \end{bmatrix}, \quad B_2^\top = B_4^\top = C_{22} = C_{44} = \begin{bmatrix} 0 & 0 \end{bmatrix}.$$

We fix the interconnection scheme as illustrated in Figure 3 with the interconnection matrices  $C_{ij}$ ,  $D_{ij}$  given by

$$C_{14} = C_{12} = C_{31} = \begin{bmatrix} 1 & 0 & 0 \end{bmatrix}, \quad C_{23} = C_{43} = \begin{bmatrix} 1 & 0 \end{bmatrix}$$

$$D_{13} = \begin{bmatrix} 0 \\ 0 \\ d_1 \end{bmatrix}, \quad D_{21} = D_{41} = \begin{bmatrix} -d_2 \\ d_2 \end{bmatrix}, \quad D_{34} = D_{32} = \begin{bmatrix} 0 \\ d_3 \\ 0 \end{bmatrix},$$

for some  $d_i \in \mathbb{R}$ . The remaining  $C_{ij}$  and  $D_{ij}$  are given by zero matrices. We summarize the internal input and output matrices by

$$C_1 = C_3 = \begin{bmatrix} 1 & 0 & 0 \end{bmatrix}, \quad C_2 = C_4 = \begin{bmatrix} 1 & 0 \end{bmatrix},$$

$$D_1 = \begin{bmatrix} 0 \\ 0 \\ d_1 \end{bmatrix}, \quad D_2 = D_4 = \begin{bmatrix} -d_2 \\ d_2 \end{bmatrix}, \quad D_3 = \begin{bmatrix} 0 & 0 \\ d_3 & d_3 \\ 0 & 0 \end{bmatrix}.$$

**6.1. The Abstract Subsystems.** We continue the example by applying the procedure outlined in Table 1 to construct an abstraction  $\hat{\Sigma}_i$  of each subsystem  $\Sigma_i$ .

**6.1.1. Subsystem  $\Sigma_1$  and  $\Sigma_3$ .** We start by computing  $M_i$ ,  $K_{i,1}$  and  $\lambda_i$ , for  $i \in \{1, 3\}$ , such that the matrix inequalities in 1) of Table 1 hold. To this end, we solve the linear matrix inequality given by equations (6) and (7) in [9]. We obtain

$$M_i = \begin{bmatrix} 70 & 33 & 4 \\ 33 & 20 & 3 \\ 4 & 3 & 1 \end{bmatrix}, \quad K_{i,1} = \begin{bmatrix} -37.5 & -24.5 & -4.5 \end{bmatrix},$$

with  $\lambda_i = 2$ . Next we determine  $P_1$  for  $\Sigma_1$  so that (27a)-(27c) hold by  $P_1 = \begin{bmatrix} 1 & -1 & 1 \end{bmatrix}^\top$ . Note that  $P_1$  is an eigenvector of  $A_1$ . Following 2) through 5) in Table 1 we obtain  $\hat{\Sigma}_1$  by

$$\hat{A}_1 = -1, \quad \hat{B}_1 = 1, \quad \hat{D}_1 = 0, \quad \hat{C}_1 = 1,$$

together with the matrices for the interface  $K_{1,2} = 0$ ,  $K_{1,3} = d_1$ ,  $K_{1,4} = 2$ . Since the image of the internal input matrix of  $\Sigma_3$  is not a subset of the image of  $B_3$ , i.e.,  $\text{im } D_3 \not\subseteq \text{im } B_3$ , we cannot use the same  $P_1$  for  $\Sigma_3$  in order to satisfy (27b). We compute  $P_3$  to

$$P_3^\top = \begin{bmatrix} 1 & 0 & 0 \\ 0 & 1 & 0 \end{bmatrix}$$

which satisfies (27a)-(27c). The abstraction  $\hat{\Sigma}_3$  follows by

$$\hat{A}_3 = \begin{bmatrix} 0 & 1 \\ 0 & 0 \end{bmatrix}, \quad \hat{B}_3 = \begin{bmatrix} 1 & 0 \\ 0 & 1 \end{bmatrix}, \quad \hat{D}_3 = \begin{bmatrix} 0 & 0 \\ d_3 & d_3 \end{bmatrix}, \quad \hat{C}_3 = \begin{bmatrix} 1 & 0 \end{bmatrix}$$

with the matrices for the interface as  $K_{3,2} = \begin{bmatrix} -4 & -5 \end{bmatrix}$ ,  $K_{3,3} = 0$ ,  $K_{3,4} = \begin{bmatrix} 4 & 3 \end{bmatrix}$ . The simulation functions follow by  $V_i(\hat{x}_i, x_i) = \sqrt{((x_i - P_i \hat{x}_i)^\top M_i (x_i - P_i \hat{x}_i))}$  and the associated gain functions by

$$\alpha_1(r) = r, \quad \lambda_1(r) = 2r, \quad \rho_{1\text{ext}}(r) = 1.1r, \quad \rho_{1\text{int}}(r) = 2.9d_1r$$

$$\alpha_3(r) = r, \quad \lambda_3(r) = 2r, \quad \rho_{3\text{ext}}(r) = 3r, \quad \rho_{3\text{int}}(r) = 11d_3r.$$



6.1.2. *Subsystems  $\Sigma_2$  and  $\Sigma_4$ .* Since the subsystems  $\Sigma_2$  and  $\Sigma_4$  have no external inputs, it is necessary that the matrices  $A_2$  and  $A_4$  are Hurwitz in order to be able to find matrices  $M_2$  and  $M_4$  that satisfy the matrix inequalities in 1) of Table 1. This holds for our example and we compute

$$M_2 = M_4 = \begin{bmatrix} 5 & 2 \\ 2 & 1 \end{bmatrix}, \quad K_{1,2} = K_{1,4} = 0$$

with  $\lambda_2 = \lambda_4 = 1.5$ . Also the conditions (27a) and (27b) simplify in the absence of any external inputs. It follows that  $\text{im } P_i$  needs to be an  $A_i$ -invariant subspace that contains  $\text{im } D_i$ . In this case, we can use the Algorithm 3.2.1 in [2] to compute the minimal  $A_i$ -invariant subspace that contains  $\text{im } D_i$ . We obtain  $P_i = [1 \ -1]^\top$ ,  $i \in \{2, 4\}$ , and the abstractions by

$$\hat{A}_i = -1, \hat{B}_i = 1, \hat{D}_i = -d_2, \hat{C}_i = 1.$$

As before we obtain the square-root-of-quadratic simulation function, defined by  $P_i$  and  $M_i$ . The associated interface follows to  $k_i \equiv 0$ . The gain functions associated with the simulation function  $V_i$  are given by

$$\alpha_i(r) = r, \lambda_i(r) = 3/2r, \rho_{i\text{ext}}(r) = r, \rho_{i\text{int}}(r) = 1.8d_2r.$$

**6.2. The Composition.** We continue our example by applying Theorem 2 to construct a simulation function from  $\mathcal{I}(\hat{\Sigma}_1, \hat{\Sigma}_2, \hat{\Sigma}_3, \hat{\Sigma}_4)$  to  $\mathcal{I}(\Sigma_1, \Sigma_2, \Sigma_3, \Sigma_4)$ . Let us first point out that Assumption 1 (with (13) instead of (10c)) holds for  $\gamma_i = \text{id}$ ,  $\hat{\lambda}_i = \lambda_i$ ,  $\delta_{13} = 2.9d_1$ ,  $\delta_{32} = \delta_{34} = 11d_3$ ,  $\delta_{21} = \delta_{41} = 1.8d_2$ , and  $\delta_{ij} = 0$  for the remaining  $i, j \in [1; 4]$ . The matrices  $\Delta$  and  $\Lambda$  follow by

$$\Lambda = \begin{bmatrix} 2 & 0 & 0 & 0 \\ 0 & 2 & 0 & 0 \\ 0 & 0 & 1.5 & 0 \\ 0 & 0 & 0 & 1.5 \end{bmatrix}, \Delta = \begin{bmatrix} 0 & 0 & 2.9d_1 & 0 \\ 1.8d_2 & 0 & 0 & 0 \\ 0 & 11d_3 & 0 & 11d_3 \\ 1.8d_2 & 0 & 0 & 0 \end{bmatrix}.$$

In order to be able to apply Theorem 2, we need to assure that there exists a positive vector  $\mu \in \mathbb{R}_{>0}^4$  such that (11) holds. We pick  $d_1 = d_2 = 0.5$ ,  $d_3 = 0.1$  and observe that the spectral radius of  $\Lambda^{-1}\Delta$  is strictly less than one. Since  $\Delta$  is irreducible, we obtain  $\mu$  from the left eigenvector of  $(-\Lambda + \Delta)$  corresponding to the largest eigenvalue (see [4]) which is  $\mu = [0.5 \ 0.4 \ 0.6 \ 0.5]^\top$ . It follows from Theorem 2 that  $V(\hat{x}, x) = \sum_{i=1}^4 \mu_i V_i(\hat{x}_i, x_i)$  is a simulation function from  $\mathcal{I}(\hat{\Sigma}_1, \hat{\Sigma}_2, \hat{\Sigma}_3, \hat{\Sigma}_4)$  to  $\mathcal{I}(\Sigma_1, \Sigma_2, \Sigma_3, \Sigma_4)$ .

## 7. SUMMARY

In this paper we presented a compositional reasoning approach based on a small gain type argument in connection with approximate abstractions of nonlinear control systems. Given that the small gain type condition is satisfied, we showed how to construct an approximate abstraction together with a simulation function for an interconnected nonlinear control system from the abstractions and simulation functions of its subsystems. Moreover, for the special case of linear control systems, we characterized simulation functions in terms of a controlled invariant, externally stabilizable subspace. Based on this characterization, we proposed a particular scheme to construct approximate abstractions together with the associate simulation functions.

## REFERENCES

- [1] D. Angeli and E. D. Sontag. Forward completeness, unboundedness observability, and their lyapunov characterizations. *Systems & Control Letters*, 38(4):209–217, 1999.
- [2] G. Basile and G. Marro. *Controlled and conditioned invariants in linear system theory*. Prentice Hall Englewood Cliffs, 1992.
- [3] A. Colombo and A. Girard. An approximate abstraction approach to safety control of differentially flat systems. In *European Control Conference*, pages 4226–4231. IEEE, 2013.
- [4] S. Dashkovskiy, H. Ito, and F. Wirth. On a small gain theorem for iss networks in dissipative lyapunov form. *European Journal of Control*, 17(4):357–365, 2011.
- [5] A. Van der Schaft. Equivalence of dynamical systems by bisimulation. *IEEE TAC*, 49(12):2160–2172, 2004.
- [6] E. G. Dullerud and F. Paganini. *A course in robust control theory: a convex approach*, volume 36 of *Texts in Applied Mathematics*. Springer, 2000.
- [7] G. F. Frehse. *Compositional verification of hybrid systems using simulation relations*. PhD thesis, Radboud Universiteit Nijmegen, 2005.
- [8] A. Girard. A composition theorem for bisimulation functions, 2007. Preprint.
- [9] A. Girard and G. J. Pappas. Hierarchical control system design using approximate simulation. *Automatica*, 45(2):566–571, 2009.
- [10] T. A. Henzinger, S. Qadeer, S. K. Rajamani, and S. Tasiran. An assume-guarantee rule for checking simulation. *ACM TOPLAS*, 24(1):51–64, 2002.
- [11] Z. P. Jiang, A. R. Teel, and L. Praly. Small-gain theorem for ISS systems and applications. *Mathematics of Control, Signals and Systems*, 7:95–120, 1994.
- [12] M. Keating. *The Simple Art of SoC Design*. Springer, 2011.
- [13] F. Kerber and A. van der Schaft. Compositional analysis for linear control systems. In *Proc. of the 13th ACM Int. Conf. on Hybrid Systems: Computation and Control*, pages 21–30, 2010.
- [14] Y. Lin, E. D. Sontag, and Y. Wang. A smooth converse lyapunov theorem for robust stability. *SIAM Journal on Control and Optimization*, 34:124–160, 1996.
- [15] J. Misra and K. M. Chandy. Proofs of networks of processes. *IEEE TSE*, SE-7(4):417–426, 1981.
- [16] A. Murthy, M. Islam, S. Smolka, and R. Grosu. Computing bisimulation functions using sos optimization and  $\delta$ -decidability over the reals. In *Proc. of the 18th Int. Conf. on Hybrid Systems: Computation and Control*, pages 78–87, 2015.
- [17] A.W. Naylor and G.R. Sell. *Linear Operator Theory in Engineering and Science*. Applied Mathematical Sciences. Springer New York, 2000.
- [18] G. Pola, P. Pepe, and M. D. Di Benedetto. Compositional symbolic models for networks of incrementally stable control systems, 2014. Preprint.
- [19] M. Rungger and M. Zamani. Compositional construction of approximate abstractions. In *Proc. of the 18th Int. Conf. on Hybrid Systems: Computation and Control*, pages 68–77. ACM, 2015.
- [20] E. D. Sontag. Smooth stabilization implies coprime factorization. *IEEE TAC*, 34:435–443, 1989.
- [21] E. D. Sontag. *Mathematical control theory: deterministic finite dimensional systems*. Springer, 1998.
- [22] P. Tabuada, G. J. Pappas, and P. Lima. Compositional abstractions of hybrid control systems. *Discrete event dynamic systems*, 14(2):203–238, 2004.
- [23] Y. Tazaki and J. Imura. Bisimilar finite abstractions of interconnected systems. In *Proc. of the 11th Int. Conf. on Hybrid Systems: Computation and Control*, pages 514–527, 2008.
- [24] M. Zamani. Compositional approximations of interconnected stochastic hybrid systems. In *Proc. of the 53rd IEEE Conf. on Decision and Control*, pages 3395–3400, 2014.

*Proof of Theorem 1.* We consider the trajectories  $(\xi, \zeta, \nu, \omega)$  and  $(\hat{\xi}, \hat{\zeta}, \hat{\nu}, \hat{\omega})$  of the control systems  $\Sigma$  and  $\hat{\Sigma}$ , respectively. We assume that  $\nu$  is given such that (4) holds with  $x = \xi(t)$ ,  $\hat{x} = \hat{\xi}(t)$ ,  $u = \nu(t)$ ,  $\hat{u} = \hat{\nu}(t)$ ,  $w = \omega(t)$ ,  $\hat{w} = \hat{\omega}(t)$  for all  $t \in \mathbb{R}_{\geq 0}$ . We define  $c = \lambda^{-1}(2\rho_{\text{ext}}(\|\hat{\nu}\|_{\infty}) + 2\rho_{\text{int}}(\|\omega - \hat{\omega}\|_{\infty}))$  and the set  $S = \{(x; \hat{x}) \in \mathbb{R}^n \times \mathbb{R}^{\hat{n}} \mid V(\hat{x}, x) \leq c\}$ . From (4), we see that the trajectories satisfy, whenever they are outside the set  $S$ , i.e.

$V(\hat{\xi}(t), \xi(t)) > c$ , the inequality

$$\frac{d}{dt}V(\hat{\xi}(t), \xi(t)) \leq -\frac{1}{2}\lambda(V(\hat{\xi}(t), \xi(t))). \quad (28)$$

We show that  $S$  is forward invariant, i.e., if there exists  $t_0 \geq 0$  with  $(\xi(t_0), \hat{\xi}(t_0)) \in S$  then we have  $(\xi(t), \hat{\xi}(t)) \in S$  for all  $t \geq t_0$ .

Let  $(\xi(t_0), \hat{\xi}(t_0)) \in S$  and suppose to the contrary that the trajectories leave  $S$ . Since  $S$  is closed, there exists  $t_1 > t_0$  and  $\varepsilon \in \mathbb{R}_{>0}$  such that  $V(\hat{\xi}(t_1), \xi(t_1)) \geq c + \varepsilon$ . Let  $t_1$  be minimal for this choice of  $\varepsilon$ . Since  $V(\hat{\xi}(t), \xi(t))$  is continuous in  $t$ , there exists  $\delta \in \mathbb{R}_{>0}$  with  $\delta < t_1 - t_0$ , so that  $V(\hat{\xi}(t), \xi(t)) > c$  holds for all  $t \in t_1 + [-\delta, \delta]$ . However, for all  $t \in t_1 + [-\delta, \delta]$  the inequality (28) holds which implies that there exists  $t \in ]t_0, t_1 - \delta[$  such that  $V(\hat{\xi}(t), \xi(t)) > V(\hat{\xi}(t_1), \xi(t_1))$  which contradicts the minimality of  $t_1$ . It follows that  $S$  is forward invariant and the output trajectories satisfy for all  $t \geq t_0$  the inequality

$$\begin{aligned} |\zeta(t) - \hat{\zeta}(t)| &\leq \alpha^{-1}(V(\hat{\xi}(t), \xi(t))) \\ &\leq \alpha^{-1}(\lambda^{-1}(2\rho_{\text{ext}}(\|\hat{\nu}\|_{\infty}) + 2\rho_{\text{int}}(\|\omega - \hat{\omega}\|_{\infty})) \\ &\leq \gamma_{\text{ext}}(\|\hat{\nu}\|_{\infty}) + \gamma_{\text{int}}(\|\omega - \hat{\omega}\|_{\infty}) \end{aligned} \quad (29)$$

with  $\gamma_i(s) = \alpha^{-1}(\lambda^{-1}(4\rho_i(s)))$  and  $i \in \{\text{int}, \text{ext}\}$ . Note that here we used the fact that for any  $\mathcal{K}_{\infty}$  function  $\gamma$  the inequality  $\gamma(a + b) \leq \gamma(2a) + \gamma(2b)$  holds for all  $a, b \in \mathbb{R}_{\geq 0}$ .

We proceed with the analysis of the trajectories outside of  $S$ . We define  $t_0 = \inf\{t \mid (\xi(t), \hat{\xi}(t)) \in S\}$  (possibly infinite) and observe that the function  $y(t) = V(\hat{\xi}(t), \xi(t))$  is an absolutely continuous function in  $t$ , since  $V$  is continuously differentiable and the state trajectories are absolutely continuous, see e.g. [17, Theorem D.13.3]. Moreover,  $y$  satisfies  $\dot{y}(t) \leq -\frac{1}{2}\lambda(y(t))$  for all  $t \in [0, t_0[$ . Then we apply Lemma 4.4 in [14] and obtain a  $\mathcal{KL}$  function  $\bar{\beta}$  with  $\bar{\beta}(r, 0) = r$ , depending only on  $\lambda$ , so that  $y(t) \leq \bar{\beta}(y(0), t)$  holds for all  $t \in [0, t_0[$ . It follows that the output trajectories satisfy for all  $t \in [0, t_0[$  the inequality

$$|\zeta(t) - \hat{\zeta}(t)| \leq \beta(V(\hat{\xi}(0), \xi(0)), t) \quad (30)$$

with  $\beta(r, t) = \alpha^{-1}(\bar{\beta}(r, t))$ . By combining the bounds (29) and (30) we obtain the desired estimate (5).

*Proof of Corollary 1.* It follows immediately by the previous derivations that  $V$  satisfies (6) with the  $\mathcal{KL}$  function given by  $\bar{\beta}$  (as determined in the previous proof) and the  $\mathcal{K}_{\infty}$  functions given by  $\gamma_i(s) = \lambda^{-1}(4\rho_i(s))$  and  $i \in \{\text{int}, \text{ext}\}$ .

DEPARTMENT OF ELECTRICAL AND COMPUTER ENGINEERING AT THE TECHNISCHE UNIVERSITÄT MÜNCHEN, 80333 MUNICH, GERMANY.

*E-mail address:* matthias.rungger@tum.de

DEPARTMENT OF ELECTRICAL AND COMPUTER ENGINEERING AT THE TECHNISCHE UNIVERSITÄT MÜNCHEN, 80333 MUNICH, GERMANY.

*E-mail address:* zamani@tum.de