

insert *Key words and phrases.* Temporal Logic, Decidability, Minkowski spacetime, Interval logic.
 insert Thanks to B. McLean, I. Shapirovski, V. Shehtman and S. Kikot for valuable contributions to this paper.

THE TEMPORAL LOGIC OF TWO DIMENSIONAL MINKOWSKI SPACETIME IS DECIDABLE

HIRSCH AND REYNOLDS

ABSTRACT. We consider Minkowski spacetime, the set of all point-events of spacetime under the relation of *causal* accessibility. That is, x can access y if an electromagnetic or (slower than light) mechanical signal could be sent from x to y . We use Prior’s tense language of \mathbf{F} and \mathbf{P} representing causal accessibility and its converse relation. We consider two versions, one where the accessibility relation is reflexive and one where it is irreflexive.

In either case it has been an open problem, for decades, whether the logic is decidable or axiomatisable. We make a small step forward by proving, in each case, that the set of valid formulas over two-dimensional Minkowski spacetime is decidable and that the complexity of either problem is PSPACE-complete.

A consequence is that the temporal logic of intervals with real endpoints under either the containment relation or the strict containment relation is PSPACE-complete, the same is true if the interval accessibility relation is “each endpoint is not earlier”, or its irreflexive restriction.

We provide a temporal formula that distinguishes between three-dimensional and two-dimensional Minkowski spacetime and another temporal formula that distinguishes the two-dimensional case where the underlying field is the real numbers from the case where instead we use the rational numbers.

1. INTRODUCTION

Arthur Prior, pioneer of tense and temporal logic, realised that relativity challenged some of the basic assumptions that seem to underlie such logics. He mentions relativistic time briefly in his monograph [Pri67] as an example of a non-linear flow of time and his last published talk before his untimely death in Norway was on this very subject [Pri70]. See [Mul07] for discussion of the interplay of tense logic and relativity at that time.

Goldblatt studied the Modal Logic of Minkowski Spacetime [Gol80] and showed that the modal logic for such frames was axiomatised by **S4.2** (with axioms for reflexivity, transitivity and confluence), regardless of the number of spatial dimensions, where the reflexive accessibility relation is either ‘can send a signal at the speed of light or less’ or ‘can send a signal at less than the speed of light’. The same set of axioms was shown to be complete over reflexive frames where the coordinates are taken from the rational numbers, rather than the reals. However he observed that irreflexive frames of this type could be distinguished by modal formulas, the logic of irreflexive slower than light accessibility was shown to be axiomatised by **OI.2** (with axioms for transitivity, seriality, confluence and two-density) by Shehtman and Shapirovsky [SS02].

The main focus of this paper is the logic of valid *temporal formulas* over two dimensional Minkowski frames (i.e. one spatial and one temporal dimension). The frames for these temporal logics are the same as the corresponding modal frames but the temporal language extends the modal language because it includes an operator \mathbf{P} to refer to points in the past, as well as the purely modal \mathbf{F} operator to refer to the future. One key difference between the two dimensional and higher dimensional cases is that the reflexive ‘can send a signal at the speed of light or less’ relation in two dimensions is a distributive lattice while it fails to be a lattice in higher dimensions. (There are other peculiarities of two dimensional Minkowski spacetime, for example the basic axioms of special relativity permit faster than light travel in two dimensions but not in higher dimensions [AMN07, theorem 11.7].) This peculiarity of the two dimensional case allows us to change the axes of a two dimensional frame and view the frame as a kind of product, as we will see below, and suggests a more general study of this kind of product. Let $\mathcal{F}_1 = (F_1, R_1)$, $\mathcal{F}_2 = (F_2, R_2)$ be two Kripke frames. Define the frame $\mathcal{F}_1 \bullet \mathcal{F}_2$ to be the frame with base set $F_1 \times F_2$ and accessibility

relation R defined by

$$(x_1, x_2)R(y_1, y_2) \iff (x_1R_1y_1 \wedge x_2R_2y_2)$$

Note that this is a Kripke frame with a single accessibility relation, R , unlike the *product frame* more widely used by Modal logicians which has two accessibility relations, one for each dimension. In the current paper we prove the decidability of the temporal validities of $(\mathbb{R}^2, \leq) = (\mathbb{R}, \leq) \bullet (\mathbb{R}, \leq)$, as well as the irreflexive restriction of this accessibility relation over \mathbb{R}^2 . Other products should also be considered, e.g. (\mathbb{Q}^2, \leq) , $(\mathbb{Z}^2, <)$, $(\mathbb{R}, <) \bullet (\mathbb{Z}, \leq)$ and we discuss some of these briefly towards the end.

If we restrict our two dimensional frames to pairs (x, y) where $x < y$ we may view our restricted frames as *interval* frames. A modal logic of intervals was first proposed by Halpern and Shoham and shown to be undecidable, for various flows of time [HS91]. The decidability of various fragments of interval logics has been investigated quite intensively — see, for example, [BDGMS08, MM11]. The relation ‘can send a message at the speed of light or less’, when restricted to the half-plane $x < y$, becomes the disjunction of the relations {equals, starts, ended_by, overlaps, meets, before} on intervals. A consequence of our results is that the *temporal* logic of intervals over the reals with this single accessibility relation is decidable, indeed PSPACE-complete. By a similar consideration of the half-plane $x + y > 0$ we prove that the temporal logic of intervals under the *containment* relation (whether strict or not) is also PSPACE-complete. A further relevant but contrasting result is that the modal logic of two dimensional Minkowski frames with the accessibility relation ‘can send a signal at exactly the speed of light’ is undecidable [Shap10].

There is some discussion of spacetime temporal and modal logics based on the natural numbers in [Phi01, Phi98, UU07]. In addition the logics of frames of higher dimension is also of interest and we conjecture that these logics are all undecidable, however this problem remains open.

In this paper our main focus is for two dimensional spacetime with real numbers for time and space. We prove decidability by a method with some similarities to the mosaic method [Nem95] but here defined in two dimensions. In very brief outline, in order to determine the satisfiability of a temporal formula ϕ we focus our attention on the set $Cl(\phi)$ of subformulas of ϕ , as is normal in filtration constructions, and consider maximal consistent sets and clusters of maximal consistent sets from this closure set. We consider a two dimensional model $(\mathbb{R}^2, <, h)$ of ϕ as a special case of a *rectangle model* $(D, <, h)$ where D is some rectangular subset of \mathbb{R}^2 . The idea is to glue rectangle models together to make more complex rectangle models, in various ways. Two rectangle models may be glued together if their domains contain a common boundary line and they agree along that line, but more complex combinations of rectangles are also required in our construction (we also define *limits* and *shuffles*). In order to glue these rectangle models together, only a finite amount of information need be known — we need to know where the filtration sets are true along the boundary of D (in the case where D includes boundary points), but we do not need to know where they are true over the interior of D , except we do record the minimum and maximum clusters that holds over the interior of D . This information is recorded in what we call a *boundary map*, and there are only finitely many possible boundary maps, given a temporal formula ϕ . We give a recursive definition of a set B of these boundary maps — every boundary map in B is built recursively out of simpler boundary maps in B — and we show that every rectangle model gives rise to a boundary map in B and conversely every boundary map in B can be obtained from a rectangle model (lemma 4.1). Hence, the recursive definition of B provides a decision procedure for the decidability of ϕ .

The structure of this paper is as follows. Section 2 is on preliminaries, Section 3 is on Boundary Maps, Sections 4 and 5 are on Decidability and Complexity and contain the substantial proofs and main results of this paper, Section 6 is on Temporal Logics of Intervals and Section 7 provides formulas that distinguish two dimensional frames from higher dimensional frames and real valued frames from rational valued frames. We end with a list of open problems.

2. PRELIMINARIES

2.1. **Formulas.** Temporal propositional formulas are defined by

$$\phi ::= \mathbf{props} \mid \neg\phi \mid (\phi \vee \phi') \mid \mathbf{F}\phi \mid \mathbf{P}\phi$$

where \mathbf{props} is a countably infinite set of propositions, we use standard abbreviations $\alpha \wedge \beta = \neg(\neg\alpha \vee \neg\beta)$, $\alpha \rightarrow \beta = \neg\alpha \vee \beta$, $\mathbf{G}(\phi) = \neg\mathbf{F}\neg\phi$ and $\mathbf{H}(\phi) = \neg\mathbf{P}\neg\phi$.

2.2. **Frames and Models.** We consider Kripke frames (F, R) , where R is a binary relation over the set F . A *valuation* over such a frame is a map $v : \mathbf{props} \rightarrow \wp(F)$. A Kripke structure is a triple (F, R, v) where v is a valuation. Temporal formulas may be evaluated at points in such structures by using the valuation to evaluate propositions, evaluating propositional connectives in the normal way, letting $(F, R, v), x \models \mathbf{F}\phi \iff \exists y \in F ((x, y) \in R \wedge (F, R, v), y \models \phi)$ and $(F, R, v), x \models \mathbf{P}\phi \iff \exists y \in F ((y, x) \in R \wedge (F, R, v), y \models \phi)$. A formula ϕ is valid over (F, R) , and we may write $(F, R) \models \phi$, if for all valuations v and all $x \in F$ we have $(F, R, v), x \models \phi$.

Definition 2.1. Given a structure (F, R, v) and a subset $P \subseteq F$ we define the relativized substructure (P, R_P, v_P) where $R_P = R \cap (P \times P)$, and v_P is the valuation defined by $v_P(q) = v(q) \cap P$, by restriction to points in P .

Let ϕ be a temporal formula not involving the proposition p . The relativisation ϕ_p of ϕ to p is defined by letting $q_p = p \wedge q$, for any proposition $q \neq p$, and

$$\begin{aligned} (\neg\alpha)_p &= p \wedge \neg(\alpha_p) & (\alpha \vee \beta)_p &= \alpha_p \vee \beta_p \\ (\mathbf{F}\alpha)_p &= p \wedge \mathbf{F}\alpha_p & (\mathbf{P}\alpha)_p &= p \wedge \mathbf{P}\alpha_p \end{aligned}$$

The following lemma follows directly from the definition of this relativised formula, we omit the proof.

Lemma 2.2. Let (F, R, v) be a structure, let ϕ be a temporal formula, let p be a proposition not occurring in ϕ and let $P = v(p)$. Then $(F, R, v), x \models \phi_p \iff (P, R_P, v_P), x \models \phi$, for all $x \in P$. Furthermore, if $w(q) \cap P = v(q) \cap P$ for each proposition q of ϕ then for any $x \in P$ we have $(P, R_P, v_P), x \models \phi \iff (P, R_P, w_P), x \models \phi$.

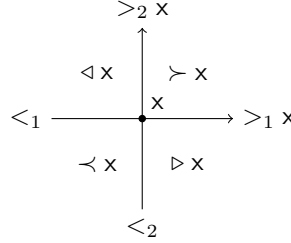
2.3. **Two-Dimensional Minkowski spacetime.** Points in 2 dimensional Minkowski spacetime may be given coordinates (u, t) where $u, t \in \mathbb{R}$ (u is the spatial coordinate measured in light seconds, t is the time coordinate, in seconds). Under the ordering ‘can send a message at the speed of light or less’ we may order such points by

$$(u, t) \leq (u', t') \iff |u' - u| \leq t' - t$$

It is convenient, however, when working in 2 dimensional Minkowski spacetime to use different axes for the coordinates. If we take two lightlines through the origin, one heading right, the other left and let (x, y) represent a point a distance x along the rightgoing axis and y along the leftgoing axis, in other words $x = \sqrt{\frac{1}{2}}(t + u)$, $y = \sqrt{\frac{1}{2}}(t - u)$, then the ordering becomes the product order

$$(x, y) \leq (x', y') \iff x \leq x' \wedge y' \leq y'$$

It follows that (\mathbb{R}^2, \leq) is a distributive lattice, since it is the product of two distributive lattices. This fails spectacularly in higher dimensions. For example in 3 dimensions using coordinates (u, v, t) where u, v are the spatial coordinates, the future lightcone of the point $(-1, 0, 0)$ meets the future lightcone of the point $(1, 0, 0)$ not in a single point, as in the 2 dimensional case, but in one branch of the hyperbola $u = 0$, $t^2 = 1 + v^2$, so $(-1, 0, 0)$, $(1, 0, 0)$ have no join, nor does any unordered pair of points have a join or a meet.

FIGURE 1. Binary relations on \mathbb{R}^2

Returning to the two dimensional case, we also define binary relations (illustrated in figure 1) $<, \prec, \leq_1, \leq_2, \triangleleft$ by

$$\begin{aligned} (x, y) < (x', y') &\iff (x, y) \leq (x', y') \wedge (x, y) \neq (x', y') \\ (x, y) \prec (x', y') &\iff x < x' \wedge y < y' \\ (x, y) \leq_1 (x', y') &\iff x \leq x' \wedge y = y' \\ (x, y) \leq_2 (x', y') &\iff x = x' \wedge y \leq y' \\ (x, y) \triangleleft (x', y') &\iff x \leq x' \wedge y \geq y' \wedge (x, y) \neq (x', y'). \end{aligned}$$

We write x, y, z etc. to denote typical points in \mathbb{R}^2 . We may write $x <_1 y$ if $x \leq_1 y$ and $x \neq y$ and in this case we may say that y is due East of x ; similarly if $x <_2 y$ we may say that y is due North of x . Observe that \triangleleft contains $<_1$ and $>_2$, and for any $x, y \in \mathbb{R}^2$, exactly one of the following holds: $x = y$, $x \prec y$, $y \prec x$, $x \triangleleft y$, $y \triangleleft x$. We write x^\uparrow for $\{y \in \mathbb{R}^2 : y \geq x\}$ and x^\downarrow for $\{y \in \mathbb{R}^2 : y \leq x\}$. If a subset S of \mathbb{R}^2 is bounded below (respectively above) there is a unique infimum (supremum) of S written $\bigwedge S$ ($\bigvee S$). For arbitrary $x, y \in \mathbb{R}^2$ we write $x \vee y$ for $\bigvee\{x, y\}$ and define $x \wedge y$ similarly. Note that $x \vee y$ is the greater of x and y if they are ordered, else it is the unique solution of $x \leq_1 (x \vee y) \geq_2 y$ or $x \leq_2 (x \vee y) \geq_1 y$. A *spatial set* $S \subseteq \mathbb{R}^2$ satisfies $\forall x, y \in S \neg(x < y)$. An *ordered set* S satisfies $\forall x, y \in S (x < y \text{ or } y > x \text{ or } x = y)$. A *line* is a set $\{(x, y) \in \mathbb{R}^2 : y = mx + c\}$ or $\{(a, y) \in \mathbb{R}^2\}$, for any constants m, c, a . $\{(x, y) : y = mx + c\}$ is spatial if $m < 0$, other lines are ordered. For $m > 0$ the line $\{(x, y) : y = mx + c\}$ is a slower than light line. A line segment is a convex subset of a line.

Until theorem 5.2, we focus on the validities over the irreflexive frame $(\mathbb{R}^2, <)$. Having proved the decidability of these validities, the decidability of the set of validities over the reflexive frame (\mathbb{R}^2, \leq) easily follows from the following equivalence

$$(\mathbb{R}^2, \leq) \models \phi \iff (\mathbb{R}^2, <) \models \phi'$$

where ϕ' is obtained from ϕ by replacing each subformula $\mathbf{F}\psi$ of ϕ by $(\psi \vee \mathbf{F}\psi)$ and each subformula $\mathbf{P}\theta$ by $(\theta \vee \mathbf{P}\theta)$.

2.4. Axioms. Let \mathbf{Ax} be the basic modal logic K , temporal axiom and duals: it consists of an axiomatisation of propositional logic together with all instances of

$$\begin{array}{ll} \mathbf{G}(\psi \rightarrow \theta) \rightarrow (\mathbf{G}\psi \rightarrow \mathbf{G}\theta) & \psi \rightarrow \mathbf{GP}\psi \\ \mathbf{H}(\psi \rightarrow \theta) \rightarrow (\mathbf{H}\psi \rightarrow \mathbf{H}\theta) & \psi \rightarrow \mathbf{HF}\psi \end{array}$$

with modus ponens and temporal generalisation as inference rules. These axioms and rules are clearly sound over arbitrary frames but certainly not complete for $(\mathbb{R}^2, <)$ (e.g. the transitivity axiom $\mathbf{G}\psi \rightarrow \mathbf{GG}\psi$ and the confluence axiom $\mathbf{FG}\psi \rightarrow \mathbf{GF}\psi$ do not follow from \mathbf{Ax}) but they suffice for our construction.

2.5. Filtration. Let ϕ be a formula. $Cl(\phi)$ is the set of subformulas of ϕ . Throughout this paper, ϕ will be a fixed formula whose satisfiability we wish to determine, all formulas will be restricted to formulas in $Cl(\phi)$. MCS is the set of maximal consistent subsets of $Cl(\phi)$ wrt **Ax**. MCS has an ordering $<$ given by

$$m < n \iff (\psi \in n \rightarrow \mathbf{F}\psi \in m) \wedge (\mathbf{F}\psi \in n \rightarrow \mathbf{F}\psi \in m) \\ \wedge (\psi \in m \rightarrow \mathbf{P}\psi \in n) \wedge (\mathbf{P}\psi \in m \rightarrow \mathbf{P}\psi \in n)$$

where $m, n \in \text{MCS}$. Write $m \sim n$ if $m < n$ and $n < m$. It follows from this definition that $<$ is transitive, also by consistency and maximality of $m < n$ if $\mathbf{G}\psi \in m$ then $\psi, \mathbf{G}\psi \in n$ and a dual property for **H**. Hence, if $m \sim n$ and $\theta \in Cl(\phi)$ is any temporally bound formula (i.e. either $\mathbf{F}\psi, \mathbf{P}\psi, \mathbf{G}\psi$ or $\mathbf{H}\psi$, some ψ) then $\theta \in m \iff \theta \in n$. A *cluster* is a maximal clique c of MCSs, so $m, n \in c \rightarrow m \sim n$ and if $m' \notin c$ then $m \not\sim m'$. The set of clusters forms a partition of the set of reflexive MCSs. If m is a reflexive MCS we write $[m]$ for the cluster containing m . We may write $c \leq d$, for two clusters c, d , when $m \leq n$ for some (equivalently all) $m \in c, n \in d$. We write $c < d$ to mean $c \leq d$ and $c \neq d$, this defines an irreflexive ordering of clusters. We can extend the use of these relations $<, \leq$ to relate MCSs to clusters, thus $m \leq c$ means that for all $m' \in c$ we have $m \leq m'$ and $m < c$ means for all $m' \in c$ we have $m < m'$.

For $\psi \in Cl(\phi)$ and a cluster c of MCSs we may say that “ ψ belongs to c ” if $\psi \in \bigcup c$, i.e. if there is an MCS m such that $\psi \in m \in c$. If S is a set of clusters and m is an MCS we say m is minimal in S if for all $c \in S$ we have $m \leq c$.

Definition 2.3. • A trace is an alternating ordered sequence of clusters and MCSs, $(c_0, m_0, c_1, m_1, \dots, m_{k-1}, c_k)$ (some $k \geq 0$) where $c_i \leq m_i \leq c_{i+1}$ and $c_i < c_{i+1}$, for $i < k$.

- c_0 is the initial cluster of the trace and c_k is the final cluster.
- Given two traces $t = (c_0, m_0, \dots, c_k)$ and $t' = (c'_0, m'_0, \dots, c'_{k'})$ and an MCS m such that $c_k \leq m \leq c'_0$, we write $t +_m t'$ for the trace $(c_0, m_0, \dots, m_{k-1}, c_k, m'_0, c'_1, \dots, c'_{k'})$ if $c_k = c'_0$, or for the trace $(c_0, m_0, \dots, c_k, m, c'_0, m'_0, c'_1, \dots, c'_{k'})$ if $c_k < c'_0$, so in the former case the final and initial clusters are combined into one, in the latter they are separated by m .
- We may write $t \leq c$ to mean that all clusters and MCSs of t are $\leq c$, etc.
- An extended trace $(m_{-1}, c_0, \dots, c_k, m_k)$ (some $k \geq 0$) consists of a trace (c_0, \dots, c_k) preceded by an MCS $m_{-1} \leq c_0$ and followed by an MCS $m_k \geq c_k$.

For any $x \in \mathbb{R}^2$ and any 2D structure \mathcal{M} , let $x^{\mathcal{M}}$ denote the MCS of all formulas in $Cl(\phi)$ that hold at x . Observe, by definition of our semantics, that

$$(1) \quad x < y \rightarrow x^{\mathcal{M}} < y^{\mathcal{M}} \text{ and } \mathbf{F}\psi \in x^{\mathcal{M}} \leftrightarrow \exists y > x \psi \in y^{\mathcal{M}}.$$

provided $\mathbf{F}\psi \in Cl(\phi)$, and a dual property for **P**. Let $l \subset \mathbb{R}^2$ be any ordered line or ordered open line segment and let $\lambda : (0, 1) \rightarrow l$ be a continuous order preserving surjection. The map $p \rightarrow \lambda(p)^{\mathcal{M}}$ is an order preserving function from $(0, 1)$ to MCSs. For each $u \in (0, 1)$, $p(u)$ is either an irreflexive MCS or it belongs to a cluster. Since there are only finitely many MCSs and clusters, l determines a trace $l^{\mathcal{M}} = (c_0, m_0, \dots, c_k)$ such that there are points $x_0, x_1, \dots, x_{i-1} \in l$ where $x_i^{\mathcal{M}} = m_i$ and for all $y \in l$ if $y < x_0$ then $y^{\mathcal{M}} \in c_0$, if $x_i < y < x_{i+1}$ then $y^{\mathcal{M}} \in c_{i+1}$, for $i < k$, and if $y > x_{m-1}$ then $y^{\mathcal{M}} \in c_k$. Similarly, a closed line segment determines an extended trace.

2.6. Defects. For any MCS m and future formula $\mathbf{F}\psi$, if $\mathbf{F}\psi \in m$ then $\mathbf{F}\psi$ is a defect of m . $\mathbf{F}\psi$ is a defect of the cluster c if $\mathbf{F}\psi$ belongs to c but ψ does not belong to c . Let $a \leq b$ be either clusters or MCSs and suppose $\mathbf{F}\psi$ is a defect of a . If either ψ or $\mathbf{F}\psi$ belongs to b then we say the defect $\mathbf{F}\psi$ is passed up to b from a . If a is a cluster or MCS of a trace t and either a is the final cluster of t or $\mathbf{F}\psi$ is not passed up to the final cluster of t then $\mathbf{F}\psi$ is a defect of t . Similarly we may define **P** defects of MCSs, clusters and traces.

2.7. Rectangle models.

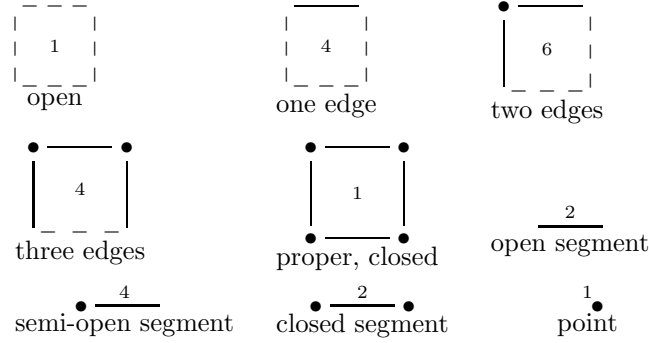


FIGURE 2. 25 different types of rectangles. Segments can be horizontal (shown) or vertical.

Definition 2.4. A rectangle is a non-empty set $D \subseteq \mathbb{R}^2$ satisfying

$$(\mathbf{x}, \mathbf{y} \in D \& ((\mathbf{x} \wedge \mathbf{y}) \leq \mathbf{z} \leq (\mathbf{x} \vee \mathbf{y}))) \rightarrow \mathbf{z} \in D.$$

The whole plane \mathbb{R}^2 is a key example of an unbounded open rectangle. The two projections $\{x \in \mathbb{R} : \exists y(x, y) \in D\}$ and $\{y \in \mathbb{R} : \exists x(x, y) \in D\}$ of a rectangle D define non-empty convex segments in the reals, furthermore D is the Cartesian product of the two projections. Observe that the set of convex segments of real numbers may be divided into five categories, according to whether or not the segment includes its infimum and supremum, and (if so) whether the infimum and supremum are distinct: segments not containing either their infimum or supremum (open), segments containing their infimum but not their supremum (right open, left closed and bounded), segments containing their supremum but not their infimum (left open, right closed and bounded), proper segments containing their infimum and their supremum (closed and bounded) and one point segments. Thus there are 25 kinds of bounded rectangles, examples are shown in figure 2: 16 have non-empty interior (one of these is open, four have a single boundary edge, six have two boundary edges, four have three boundary edges and one is a closed proper rectangle), 8 consist of vertical or horizontal proper bounded segments and 1 is a one point rectangle.

For $(x, y) \in \mathbb{R}^2$ we write $W(x, y)$ for the half-plane rectangle $\{(x', y') \in \mathbb{R}^2 : x' \leq x\}$ and define $E(x, y)$, $N(x, y)$ and $S(x, y)$ similarly. For any $\mathbf{x} \prec \mathbf{y} \in \mathbb{R}^2$ we write $[\mathbf{x}, \mathbf{y}]$ for the proper closed rectangle $\{\mathbf{z} \in \mathbb{R}^2 : \mathbf{x} \leq \mathbf{z} \leq \mathbf{y}\}$. If $\{\mathbf{x}, \mathbf{y}\}$ are incomparable (i.e. $\mathbf{x} \not\leq \mathbf{y}$ and $\mathbf{y} \not\leq \mathbf{x}$) then $[\mathbf{x} \wedge \mathbf{y}, \mathbf{x} \vee \mathbf{y}]$ is a proper closed rectangle with \mathbf{x}, \mathbf{y} at the left and right corners (either way round), any point in the interior of $[\mathbf{x} \wedge \mathbf{y}, \mathbf{x} \vee \mathbf{y}]$ is said to be *between* \mathbf{x} and \mathbf{y} . The following statement is valid in (\mathbb{R}^2, \leq) but does not follow from **Ax**: if $\mathbf{x}, \mathbf{y}, \mathbf{z}$ are pairwise incomparable then either \mathbf{x} is between \mathbf{y} and \mathbf{z} , \mathbf{y} is between \mathbf{x} and \mathbf{z} or \mathbf{z} is between \mathbf{x} and \mathbf{y} . A spatial set S is said to be densely partitioned by $\{S_1, S_2\}$ if it is the disjoint union of S_1 and S_2 and for all distinct points $\mathbf{x}, \mathbf{y} \in S$ there are $\mathbf{z}_1 \in S_1$, $\mathbf{z}_2 \in S_2$ between \mathbf{x} and \mathbf{y} .

The following lemma will be used extensively, we omit the proof which is quite obvious.

Lemma 2.5. Let $f_1 : i_1 \rightarrow j_1$ be an order preserving bijection from the segment $i_1 \subseteq \mathbb{R}$ onto the segment $j_1 \subseteq \mathbb{R}$ and let $f_2 : i_2 \rightarrow j_2$ be another order preserving bijection from one segment onto another. The map $(f_1, f_2) : (i_1 \times i_2) \rightarrow (j_1 \times j_2)$ defined by $(f_1, f_2)(x, y) = (f_1(x), f_2(y))$, for $x \in i_1$, $y \in i_2$, is an order preserving bijection from the rectangle $i_1 \times i_2$ onto the rectangle $j_1 \times j_2$.

Definition 2.6. A rectangle model $h : D \rightarrow \text{MCS}$ has a proper rectangle $D \subseteq \mathbb{R}^2$ as its domain and satisfies

coherence: $\mathbf{x} \leq \mathbf{y} \in D \rightarrow h(\mathbf{x}) \leq h(\mathbf{y})$ and

no internal defects: If $\mathbf{F}\psi \in h(\mathbf{x})$ then either there is $\mathbf{y} \in D$ with $\mathbf{y} > \mathbf{x}$ and $\psi \in h(\mathbf{y})$ (no defect) or

- D includes the boundary point \mathbf{y} due East of \mathbf{x} and $\mathbf{F}\psi \in h(\mathbf{y})$ (the defect may be passed East to a neighbouring rectangle model) or

- D includes the boundary point y due North of x and $\mathbf{F}\psi \in h(y)$ (the defect may be passed North).

and (similarly) where all occurrences of \mathbf{P} defects may be passed South or West.

If for all $x < y \in D$ such that $h(x) \sim h(y)$, for all $m \sim h(x)$ there is $z \in D$ with $x < z < y$ and $h(z) = m$, then we say that h maps densely.

Lemma 2.7. Let h be a rectangle model with $\text{dom}(h) = \mathbb{R}^2$. Let $v_h : \text{props} \rightarrow \wp(\mathbb{R}^2)$ be the valuation defined by $v_h(p) = \{x \in \mathbb{R}^2 : p \in h(x)\}$, for $p \in \text{props}$. Then

$$(2) \quad (\mathbb{R}^2, <, v_h), x \models \psi \iff \psi \in h(x)$$

for $\psi \in Cl(\phi)$ and $x \in \mathbb{R}^2$.

Conversely, if $v : \text{props} \rightarrow \wp(\mathbb{R}^2)$ is any valuation, then the map $h_v : \mathbb{R}^2 \rightarrow \text{MCS}$ defined by $h_v(x) = \{(\psi \in Cl(\phi) : (\mathbb{R}^2, <, v), x \models \psi)\}$ is an open rectangle model.

Proof. For the first part, note that if h is a rectangle model and $\text{dom}(h)$ is open then h has no defects, so we may prove (2) by structured formula induction. The second part follows from (1) and its dual. \square

Definition 2.8. Let h be a rectangle model and let $l \subseteq \text{dom}(h)$ be an ordered, open line segment. Since there are only finitely many MCSs, there is a trace (c_0, m_0, \dots, c_k) and points $x_0, \dots, x_{k-1} \in l$ such that $h(x_i) = m_i$ and for $y \in l$ if $x_i < y < x_{i+1}$ then $h(y) \in c_{i+1}$ (all $i < k$), if $y < x_0$ then $h(y) \in c_0$ and if $y > x_{k-1}$ then $h(y) \in c_k$. We denote the trace by $t(h, l)$ and we denote the point x_i by $x(h, l, i)$.

For any open rectangle model h , let $x \in \text{dom}(h)$ be any point such that for all $y \leq x \in \text{dom}(h)$ we have $h(y) \sim h(x)$ (x must exist since there are only finitely many MCSs). Then $\{y \in \text{dom}(h) : y \prec x\}$ is an open rectangle labelled by a single cluster $[h(x)]$, less than or equal to all MCSs in the range of h . We call $[h(x)]$ the *lower cluster* of h , similarly there is an *upper cluster* that holds over an open rectangle at the top of $\text{dom}(h)$. For an arbitrary rectangle model h , the upper cluster (respectively lower cluster) of h is the upper cluster (lower cluster) of the restriction of h to the open interior of its domain. The *height* of a rectangle model is the maximum possible length of a chain of distinct clusters from the lower cluster up to the upper cluster. Let $\mathbf{b} \prec \mathbf{t} \in \mathbb{R}^2$, so $[\mathbf{b}, \mathbf{t}]$ is a closed proper rectangle. A closed proper rectangle model h over $[\mathbf{b}, \mathbf{t}]$ has four corners: $\mathbf{b}, \mathbf{t}, \mathbf{l}, \mathbf{r}$ where $\mathbf{b} \prec_2 \mathbf{l} \prec_1 \mathbf{t}$ and $\mathbf{b} \prec_1 \mathbf{r} \prec_2 \mathbf{t}$, see figure 3(a). From these corners we get four MCSs: bottom = $h(\mathbf{b})$, top = $h(\mathbf{t})$, left = $h(\mathbf{l})$ and right = $h(\mathbf{r})$. Also, four traces: one from each of the four open segments of the boundary. A point model is a closed rectangle model over singleton rectangle $[x, x]$. It's labelled by just a single MCS $h(x)$, it has empty interior.

2.8. Topology.

Lemma 2.9. If S is a partition of an open segment into closed segments (segments containing both endpoints, possibly equal) then S contains an uncountable set of singleton point, closed segments. If S is a partition of a proper closed segment into more than one closed segments, then S contains uncountably many singleton points.

Proof. For each function $\lambda : \omega \rightarrow \{0, 1\}$ other than the constant 0 function and the constant 1 function, we will construct a singleton element $[x_\lambda, x_\lambda] \in S$. We define x_λ as the limit of a Cauchy sequence a_0, a_1, \dots , as follows. Without loss, we consider a partition of the open segment $(0, 1)$ into closed segments, so each $x \in (0, 1)$ is covered by a unique closed segment, say $x \in [l(x), u(x)] \in S$. If $\lambda(0) = 0$ we let $a_0 = \frac{1}{3}$ and if $\lambda(0) = 1$ we let $a_0 = \frac{2}{3}$. The gap between 0 and $l(a_0)$ is at most $\frac{2}{3}$, also the gap between 1 and $u(a_0)$ is at most $\frac{2}{3}$. Suppose we have already defined a sequence a_0, a_1, \dots, a_k (some $k \geq 0$). Let $a_k^+ > a_k$ be the minimum of $\{1, l(a_j) : j < k, l(a_j) > u(a_k)\}$ and let $a_k^- < a_k$ be the maximum of $\{0, u(a_j) : j < k, u(a_j) < l(a_k)\}$. Suppose inductively that $a_k^+ - a_k \leq \frac{2}{3} \cdot \frac{1}{2^k}$ and $a_k - a_k^- \leq \frac{2}{3} \cdot \frac{1}{2^k}$. If $\lambda(k+1) = 1$ we let a_{k+1} be the midpoint of $u(a_k)$ and a_k^+ , else (when $\lambda(k+1) = 0$) let a_{k+1} be the midpoint of $l(a_k)$ and a_k^- . The inductive condition is maintained by this. This defines our sequence a_0, a_1, \dots

Observe, when $\lambda(k+1) = 1$, that for all $j > k$ we have $u(a_k) < a_j < a_k^+$ and when $\lambda(k+1) = 0$ then for all $j > k$ we have $a_k^- < a_j < l(a_j)$. Hence the sequence a_0, a_1, \dots is a Cauchy sequence, let the sequence converge to $x_\lambda \in [0, 1]$. If λ is not constantly zero we get $x_\lambda > 0$ and if it is not constantly one we get $x_\lambda < 1$. For any non-constant function $\lambda : \omega \rightarrow \{0, 1\}$, by our assumption, $x_\lambda \in [l(x_\lambda), u(x_\lambda)] \in S$. By construction of the sequence, there are closed segments arbitrarily close to x_λ above and below, and since the segments are disjoint, the length of the segment $u(x_\lambda) - l(x_\lambda)$ is zero and $[l(x_\lambda), u(x_\lambda)] \in S$ must be the singleton closed segment $[x_\lambda, x_\lambda]$. There are uncountably many non-constant sequences $\lambda : \omega \rightarrow \{0, 1\}$ and clearly, distinct functions give rise to distinct sequences with distinct limits. Hence there are uncountably many singletons in S .

For the second statement, let $i_0 < i_1$ be any two closed segments in a partition of $[0, 1]$ into closed segments. Then the partition contains a subset that partitions the open segment between i_0 and i_1 into closed segments, so by the first part it must include uncountably many singleton points. \square

The closure \bar{S} of any subset S of \mathbb{R}^2 is the intersection of all closed sets containing S under the usual topology for \mathbb{R}^2 , the interior of a set S is the union of all open sets contained in the set, denoted $\text{Int}(S)$. The boundary of S is the closure minus the interior of the closure (note that the boundary is closed). A point x belongs to the boundary of S iff every neighbourhood of x contains points in S and also points outside S . If S is upward directed and bounded above then $\bigvee S \in \bar{S}$.

Lemma 2.10. *Let S be a downward closed subset of the closed rectangle $D = [0, 1] \times [0, 1]$. Let l be an ordered line. If l meets S and l also meets $D \setminus S$ then l meets the boundary of S in D . If l is a slower than light line then the intersection of l with the boundary of S in D is a single point.*

Proof. The set $S \cap l$ is a Dedekind cut in the line segment $D \cap l$, let x be the supremum of $S \cap l$ ($x \in D \cap l$ since $D \cap l$ is closed and directed). Every neighbourhood of x meets S and $D \setminus S$, hence x is in the boundary of S in D . If l is a slower than light line then every point in $D \cap l$ above x is contained in a neighbourhood disjoint from $S \cap l$ and every point on l below x is in the interior of S , hence the intersection of l with the boundary of S in D consists of x only. \square

Lemma 2.11. *Let $D = [0, 1] \times [0, 1]$. Let $S \subset D$ be closed downward within D such that $S, D \setminus S$ are non-empty. The boundary Γ of S in D is homeomorphic to a closed line segment or a single point.*

Proof. Since $S, D \setminus S$ are non-empty, Γ is non-empty. For $u \in \mathbb{R}$ the line $y = x + u$ is a slower than light line. Define a partial function $f : \mathbb{R} \rightarrow \Gamma$ by letting $f(u)$ be the unique point in Γ on the line $y = x + u$ if the line meets Γ , undefined otherwise, this is well defined by the previous lemma. The range of f is Γ and the domain is a subset of $[-1, 1]$. If $u, v \in \text{dom}(f)$ and w is between u and v then since S is downward closed, the line $y = x + w$ meets S in $(f(u) \wedge f(v))^\downarrow$ and meets $D \setminus S$ in $(f(u) \vee f(v))^\uparrow$ so by the previous lemma the line meets Γ and $w \in \text{dom}(f)$, so the domain of f is convex. Furthermore, for $u < v \in \text{dom}(f)$ we have $v - u \leq |f(v) - f(u)| \leq \sqrt{2}(v - u)$. Hence f is continuous, injective and has a continuous inverse. The inverse of f maps Γ into the reals, and Γ is closed and bounded, hence compact. It follows that the range of f^{-1} (i.e. the domain of f) is also compact so by the Heine-Borel theorem it is closed and bounded. Thus $\text{dom}(f)$ is a convex closed bounded subset of \mathbb{R} , hence a bounded closed segment or a single point. Thus, f is the required homeomorphism. \square

Lemma 2.12. *Let Γ, Γ' be compact subsets of a metric space (X, d) . Suppose for all $\epsilon > 0$ there are $x \in \Gamma$ and $x' \in \Gamma'$ such that $d(x, x') < \epsilon$ then $\Gamma \cap \Gamma' \neq \emptyset$.*

Proof. The metric d is a continuous function from the compact space $\Gamma \times \Gamma'$ to non-negative reals. By the extreme value theorem this function attains its infimum, i.e. there are $x \in \Gamma$, $x' \in \Gamma'$ such that for all $y \in \Gamma$ and $y' \in \Gamma'$ we have $d(x, x') \leq d(y, y')$. By the supposition in the lemma, $d(x, x') < \epsilon$ for all $\epsilon > 0$, hence $d(x, x') = 0$ and $x = x' \in \Gamma \cap \Gamma'$. \square

For $X \subseteq \mathbb{R}^2$, the *upper boundary* of X consists of those points x in the boundary of X such that $y \succ x \rightarrow y \notin X$ and the lower boundary consists of those x in the boundary such that $y \prec x \rightarrow y \notin X$. For example, if X is a rectangle then the upper boundary consists of the edges labelled N, E and the corners labelled l, r, t in figure 3(a), while the lower boundary consists of the edges labelled S and W and the corners labelled b, l, r .

3. BOUNDARY MAPS

Throughout this paper, given two partial functions f, g we write $f(x) = g(x)$ to mean that $f(x), g(x)$ are either both defined and equal or both undefined.

Definition 3.1. See figure 3(a). A proper boundary map ∂ is a partial map from $\{N, S, E, W\} \cup \{t, l, r, b\} \cup \{-, +\}$ to traces (for the first four listed), MCSs (for the next four) or clusters (for the last two) such that $\{-, +\} \subseteq \text{dom}(\partial)$ and:

- every future defect of $\partial(+)$ must be passed up to the final cluster of $\partial(N)$ (which must be defined in this case) or the final cluster of $\partial(E)$ (which must be defined in this case),
- if $N \in \text{dom}(\partial)$ then $\partial(+)$ is less than or equal to the final cluster of $\partial(N)$; if $E \in \text{dom}(\partial)$ then $\partial(+)$ is less than or equal to the final cluster of $\partial(E)$,
- $t \in \text{dom}(\partial) \iff \{N, E\} \subseteq \text{dom}(\partial)$ and if this holds $\partial(N), \partial(E) \leq \partial(t)$ and all \mathbf{P} defects of $\partial(t)$ are passed down to either the final cluster of $\partial(N)$ or the final cluster of $\partial(E)$,
- $l \in \text{dom}(\partial) \iff \{W, N\} \subseteq \text{dom}(\partial)$ and if this holds $\partial(W) \leq \partial(l) \leq \partial(N)$,
- dual properties obtained by swapping $(\mathbf{F}, \mathbf{P}), (t, b), (r, l), (N, S), (E, W), (+, -), (up, down)$ throughout.

A one point boundary map ∂ is a constant map from $\{t, l, r, b\}$ to MCS, i.e. $\partial(t) = \partial(l) = \partial(r) = \partial(b) \in \text{MCS}$. For any $m \in \text{MCS}$ let ∂_m denote the one point boundary map defined by $\partial_m(b) = m$.

It follows that the domain of a proper boundary map (ignoring $-, +$) corresponds to a boundary of one of the 16 proper rectangles (see figure 2). A proper boundary map ∂ is *open* if $\text{dom}(\partial) = \{-, +\}$, it is *closed* if $\text{dom}(\partial) = \{N, S, E, W, t, l, r, b, -, +\}$. One point boundary maps are closed. The *height* of a proper boundary map ∂ is the maximum length of a chain of distinct clusters from $\partial(-)$ up to $\partial(+)$.

A *past defect* of a proper boundary map ∂ is either a past defect of $\partial(b)$, a past defect of either $\partial(S)$ or $\partial(W)$ not passed down to $\partial(b)$, a past defect of $\partial(l)$ not passed down to the final cluster of $\partial(W)$, or a past defect of $\partial(r)$ not passed down to the final cluster of $\partial(S)$ (in each case, only if the relevant MSC, cluster or trace is defined, of course). A past defect of a one point boundary map ∂_m is a past defect of m . A *future defect* of a boundary map is defined similarly.

Definition 3.2. Let h be a rectangle model whose domain is a proper rectangle. Define a proper boundary map ∂^h as follows. $\partial^h(-)$ is the lower cluster of h , $\partial^h(+)$ is the upper cluster. If $\text{dom}(h)$ includes a point x at one of its four corners c then $\partial^h(c) = h(x)$, otherwise $\partial^h(c)$ is not defined, (e.g. if $\text{dom}(h)$ includes its infimum x then $\partial^h(b) = h(x)$), if $\text{dom}(h)$ includes one of its edges, say the edge is the open line segment $l \subseteq \text{dom}(h)$ located on the edge in the direction $d \in \{N, S, E, W\}$ of the rectangle, then $\partial^h(d) = h(l)$, otherwise it is undefined.

Let h be a rectangle model and let R be any rectangle such that $\text{dom}(h) \cap R$ is a proper rectangle. We write $\partial(h, R)$ for the boundary map $\partial^{h \upharpoonright R}$. If $x \in \text{dom}(h)$ we let $\partial(h, \{x\})$ be the one point boundary map $\partial_{h(x)}$.

We have three ways of building bigger proper boundary maps out of smaller ones.

Definition 3.3. Joins: Given two proper boundary maps ∂, ∂' we say ∂' fits to the North of ∂ if $\partial(N)$ is defined, $\partial(N) = \partial'(S)$, $\partial(l) = \partial'(b)$ and $\partial(t) = \partial'(r)$. An example is shown in figure 3(b). When this happens we write $(\partial \oplus_N \partial')$ for the proper boundary map defined by

- $(\partial \oplus_N \partial')(b) = \partial(b)$, $(\partial \oplus_N \partial')(t) = \partial'(t)$, $(\partial \oplus_N \partial')(l) = \partial'(l)$ and $(\partial \oplus_N \partial')(r) = \partial(r)$,
- $(\partial \oplus_N \partial')(S) = \partial(S)$, $(\partial \oplus_N \partial')(W) = \partial(W) +_{\partial(l)} \partial'(W)$, with similar definitions of the other two boundary traces.

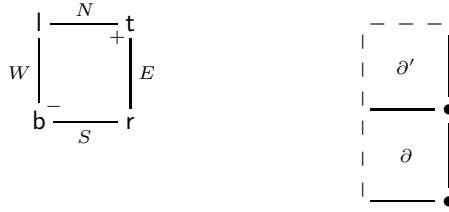


FIGURE 3. (a) A closed rectangle with its boundaries shown, (b) ∂' fits to the North of ∂ . Dashed lines represent open edges, solid lines represent closed edges. Here $\text{dom}(\partial') = \{S, E, r, -, +\}$, $\text{dom}(\partial) = \{S, E, N, r, t, -, +\}$.

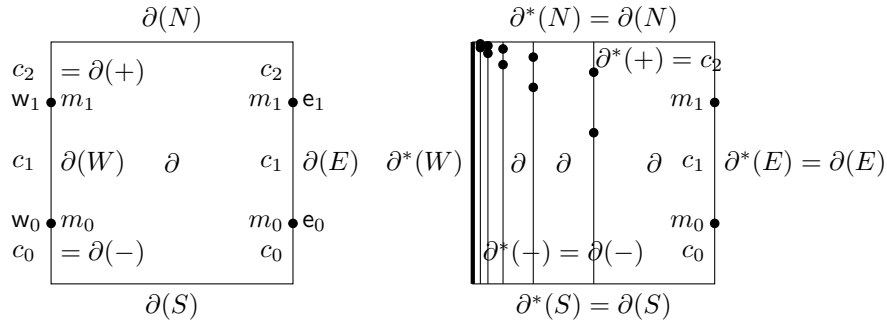


FIGURE 4. $\partial \xrightarrow{W} \partial^*$ and ∂^* is a Western limit of ∂ .

Following our convention for partial functions the definition $(\partial \oplus_N \partial')(b) = \partial(b)$ makes the left hand side undefined if $\partial(b)$ is undefined. We have similar definitions for joining two proper boundary maps in the other three directions.

Limits: We write $\partial \xrightarrow{W} \partial^*$ (see figure 4) if

- ∂ fits to the West of ∂ (hence $\partial = \partial \oplus_W \partial$, and if $\partial(S)$ is defined it consists of a single cluster, similarly for $\partial(N)$),
- ∂^* is identical to ∂ except on W, b, l . If defined, $\partial^*(W) \leq \partial^*(-)$ (i.e. all MCSs and clusters of $\partial^*(W)$ are $\leq \partial^*(-)$) and every future defect of $\partial^*(W)$ is either passed up to $\partial^*(l)$ or $\partial^*(-)$.

Again, by our convention for partial functions, in the last line we mean that if $\partial^*(W)$ is defined then any future defect is either passed up to $\partial^*(l)$, which must be defined in this case, or it is passed up to $\partial^*(-)$. We have similar definitions of $\partial \xrightarrow{d} \partial^*$, for $d \in \{N, S, E\}$.

Shuffles: Suppose $\partial(-) < \partial(+)$, $\{\partial_i : i \in I\}$ is a set of closed boundary maps including at least one one point boundary map, and ∂ is a proper boundary map. We say that ∂ is a shuffle of $\{\partial_i : i \in I\}$ if

- (1) for all $i \in I$ we have $\partial(-) \leq \partial_i(b) \leq \partial_i(t) \leq \partial(+)$
- (2) every future defect of $\partial(-)$ is passed up to $\partial_i(b)$ for some $i \in I$,
- (3) every past defect of ∂_i is passed down to $\partial(-)$ (for all $i \in I$),
- (4) if defined, $\partial(S) \leq \partial(-)$ and every future defect of $\partial(S)$ is passed up to $\partial(r)$ or $\partial(-)$; if defined, $\partial(W) \leq \partial(-)$ and every future defect of $\partial(W)$ is passed up to $\partial(l)$ or $\partial(-)$,

- (5) dual properties obtained by swapping the pairs

$(\leq, \geq), (-, +), (N, W), (S, E), (b, t), (\text{up}, \text{down}), (\mathbf{F}, \mathbf{P})$, throughout,

see figure 5 for an illustration of a closed boundary map of this form.

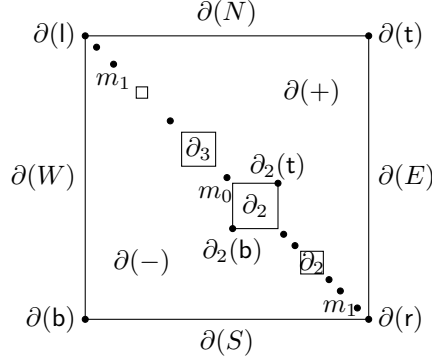


FIGURE 5. A shuffle of $\{\partial_i : i \in I\}$. The points labelled m_0, m_1, \dots represent one point boundary maps.

The following lemma is quite straightforward and we omit the proof. Recall from section 2.7 that $N(x)$ is the half-plane of points no further South than x .

Lemma 3.4. *Let h be a rectangle model and let $x \in \text{Int}(\text{dom}(h))$. We have*

$$\partial^h = \partial(h, S(x)) \oplus_N \partial(h, N(x))$$

and three similar decompositions (using $\oplus_S, \oplus_E, \oplus_W$) also hold.

Lemma 3.5. *Let ∂ be a shuffle of $\{\partial_i : i \in I\}$. Either there is $i_0, i_1 \in I$ such that ∂ is a shuffle of $\{\partial_{i_0}, \partial_{i_1}\}$ (note that at least one of these two must be a one point boundary map), or there is $I_0 \subseteq I$ such that each proper boundary map ∂_i (for $i \in I_0$) has height strictly less than the height of ∂ , ∂ is a shuffle of $\{\partial_i : i \in I_0\}$, and $|I_0| \leq n$*

Proof. If there is $i_0 \in I$ such that ∂_{i_0} is proper and has the same height as ∂ (so $\partial_{i_0}(b) \in \partial_{i_0}(-) = \partial(-)$ and $\partial_{i_0}(t) \in \partial_{i_0}(+) = \partial(+)$) then every future defect $\mathbf{F}\psi$ of $\partial(-)$ is passed up to $\partial_{i_0}(b)$ (since $\mathbf{F}\psi \in \partial_{i_0}(b)$) and every past defect of $\partial(+)$ is passed down to $\partial_{i_0}(t)$. Hence, ∂ is a shuffle of $\{\partial_{i_0}, \partial_{i_1}\}$, for an arbitrary $i_1 \in I$ such that ∂_{i_1} is a one point boundary map.

If there is no such $i_0 \in I$ then each proper ∂_i (for $i \in I$) has height strictly less than the height of ∂ . Define a subset $I_0 \subseteq I$ so that for each future defect of $\partial(-)$ there is $i \in I_0$ such that the defect is passed up to $\partial_i(b)$ and similarly for each past defect of $\partial(+)$ the defect is passed down to $\partial_i(t)$ for some $i \in I_0$, also include at least one $i \in I_0$ where ∂_i is a one point boundary map. Since the total number of subformulas of ϕ (hence the total number of defects) is less than n we can select I_0 resolving all defects of $\partial(-), \partial(+)$ and such that $|I_0| \leq n$. By choice of I_0 it follows that ∂ is a shuffle of $\{\partial_i : i \in I_0\}$. □

Definition 3.6. *Let h be a proper rectangle model such that $\partial^h = \partial^h \oplus_W \partial^h$, let $\partial^h(W) = (c_0, m_0, \dots, c_k)$, for some $k \geq 0$. For each $i < k$ let $w_i = x(h, W, i)$ be the point on the Western edge of $\text{dom}(h)$ witnessing m_i and let $e_i = x(h, E, i)$ be the corresponding point on the Eastern edge (see definition 2.8, also see the first part of figure 4). We say that h is a vertically displaced rectangle model if for each $i < k$ it is not the case that e_i is due East from w_i . Horizontally displaced rectangle models are defined similarly.*

Lemma 3.7. (1) *Let h, h' be rectangle models such that $\partial^{h'}$ fits to the North of ∂^h . There is a rectangle model g such that $\partial^h \oplus_N \partial^{h'} = \partial^g$.*

(2) *If $\partial^h \xrightarrow{W} \partial^*$ where h is a vertically displaced rectangle model, there is a rectangle model g such that $\partial^* = \partial^g$.*

(3) *For each $i \in I$ suppose either $\partial_i = \partial^{h_i}$ for some proper, closed rectangle model h_i or $\partial_i = \partial_{m_i}$, for some $m \in \text{MCS}$. If ∂ is a shuffle of $\{\partial_i : i \in I\}$ then there is a rectangle model h such that $\partial = \partial^h$.*

Proof. Suppose $\partial^{h'}$ fits to the North of ∂^h . By lemma 2.5 we may assume that $\text{dom}(h), \text{dom}(h')$ are two adjacent rectangles (the latter North of the former) containing a common boundary edge on which they agree. So $h \cup h'$ is a well-defined rectangle model, the required rectangle model for the first part of the lemma.

Now suppose $\partial^h \xrightarrow{W} \partial^*$ where h is a vertically displaced rectangle model. Let $\partial^h(W) = (c_0, m_0, \dots, c_k)$ and let $(\mathbf{w}_0, \dots, \mathbf{w}_{k-1}), (\mathbf{e}_0, \dots, \mathbf{e}_{k-1})$ be the points witnessing m_i on the Western and Eastern edges of $\text{dom}(h)$, as in definition 3.6, for $i < k$. By coherence of h the distance from \mathbf{w}_i up to \mathbf{l} is not more than the distance from \mathbf{e}_i up to \mathbf{t} and by vertical displacement, the former distance is strictly less than the latter, for each $i < k$. See figure 4.

Let $\lambda < 1$ be such that for all $i < k$ the distance of \mathbf{w}_i to \mathbf{l} is less than λ times the distance of \mathbf{e}_i to \mathbf{t} . By lemma 2.5 there is a rectangle model h' order equivalent to h (with corners $\mathbf{t}', \mathbf{l}', \mathbf{r}', \mathbf{b}'$) where the horizontal dimension of $\text{dom}(h')$ is half that of $\text{dom}(h)$, where the vertical dimensions are the same, where the restriction of h' to its Eastern edge is identical to the restriction of h to its Western edge and where λ remains an upper bound on the ratio of the distance from \mathbf{w}'_i to \mathbf{l}' to the distance of \mathbf{e}'_i to \mathbf{r}' , for all $i < k$. Iterating this construction, we obtain a sequence of rectangle maps (as shown in figure 4) each one of half the horizontal dimension to the one before, with the same vertical dimensions, each with boundary map ∂^h , where the restriction of one rectangle model to its West boundary is identical to the restriction of the next rectangle model to its East boundary. Now define g as the union of all these rectangles together with a map that sends its bottom and left corners to $\partial^*(\mathbf{b}), \partial^*(\mathbf{l})$ respectively (if defined) and if $\partial^*(W)$ is defined, g is defined densely along the Western edge so that the trace of the Western edge (under g) is $\partial^*(W)$. The conditions for $\partial^h \xrightarrow{W} \partial^g$ ensure that g is a rectangle model, clearly its boundary map is ∂^* .

For the final part of the lemma, we build a rectangle model h that looks like figure 5, reminiscent of the Cantor set [Can83], but whereas Cantor sets are obtained by repeated deletion of the middle open third of a closed segment, the sets used here are obtained by repeatedly inserting a closed rectangle onto the central third of an open segment. In more detail, use ∂ to define h densely along the edge of the rectangle $[0, 1] \times [0, 1]$, when the edge is included in the domain of ∂ . Initially, use $\partial(-)$ densely on the interior of the square below the diagonal $x + y = 1$ and use $\partial(+)$ densely on the interior of the square above this diagonal. We have still to define the value of h at points on the diagonal $x + y = 1$ and we will modify h at points close to the diagonal, but the boundary and the lower/upper clusters will not be changed, hence we already know that $\partial^h = \partial$.

Pick any one point boundary map ∂_{m_i} (some $i \in I$) and let $h(\mathbf{x}) = m_i$ along the diagonal (but not at the endpoints: if these belong to the domain then they are given already by $\partial(\mathbf{l}), \partial(\mathbf{r})$). We consider the open segment along the diagonal as a single gap. At a later stage there will be a finite number of gaps, all open segments. Pick any gap and pick $i \in I$. If $\partial_i = \partial^{h_i}$ we place a copy of the rectangle model h_i in the central third of the chosen gap overwriting the labels of the points covered by the copy of h_i and replacing the gap by two gaps each of one third the original size. If $\partial_i = \partial_{m_i}$ we change the label of the midpoint of the gap to m_i and replace that gap by two gaps each one half of the original size. Keep repeating this process making sure that in every gap, for each $i \in I$, a copy of a rectangle model described by ∂_i (i.e. either h_i or a single point m_i) gets placed eventually. Since points get overwritten at most once, the limit of this process is a well defined structure h . Now check that h is indeed a rectangle model, we already saw that $\partial^h = \partial$. \square

Lemma 3.8. *Let h be a rectangle model, $\partial^h = \partial^h \oplus \partial^h$, let $\partial(W) = (c_0, m_0, \dots, c_k)$. The following are equivalent.*

- (1) h is vertically displaced,
- (2) for each $i < k$ there are $j \leq i, j' \geq i+1$ and \mathbf{x}_i such that $\text{dom}(h) \cap N(\mathbf{x}_i), \text{dom}(h) \cap S(\mathbf{x}_i)$ are proper rectangles and either
 - $\partial(h, S(\mathbf{x}_i))(W) = (c_0, \dots, c_j)$ and $\partial(h, S(\mathbf{x}_i))(E) = (c_0, \dots, c_{j'})$ or
 - $\partial(h, N(\mathbf{x}_i))(E) = (c_{j'}, \dots, c_k)$ and $\partial(h, N(\mathbf{x}_i))(W) = (c_j, \dots, c_k)$
- (3) either

- (a) for each $i < k$ there are $j \leq i$, $j' \geq i + 1$ and x_i such that $\partial(h, S(x_i))$, $\partial(h, N(x_i))$ are proper boundary maps of height strictly less than the height of h and either
- $\partial(h, S(x_i))(W) = (c_0, \dots, c_j)$ and $\partial(h, S(x_i))(E) = (c_0, \dots, c_{j'})$ or
 - $\partial(h, N(x_i))(E) = (c_{j'}, \dots, c_k)$ and $\partial(h, N(x_i))(W) = (c_j, \dots, c_k)$
- or
- (b) there are y_0, y_1 such that $\partial(h, S(y_0))$, $\partial(h, N(y_1))$ are proper rectangle models of height strictly less than the height of h and $\partial(h, N(y_0) \cap S(y_1))$ is also proper such that $\partial(h, N(y_0) \cap S(y_1))(W) = (c_0)$, $\partial(h, N(y_0) \cap S(y_1))(E) = (c_k)$,

Proof. For each $x \in \overline{\text{dom}(h)} \subseteq \mathbb{R}^2$ let $y(x)$ be the y coordinate of x . For (1 \Rightarrow 3), suppose h is a vertically displaced rectangle model, let (w_0, \dots, w_{k-1}) , (e_0, \dots, e_{k-1}) be the points on the Western and Eastern edges of $\text{dom}(h)$ witnessing (m_0, \dots, m_{k-1}) . First suppose $y(w_0) \leq y(e_{k-1})$. We know $y(w_0) \leq y(w_i)$, $y(e_i) \leq y(e_{k-1})$ and by vertical displacement, $y(e_i) < y(w_i)$, for each $i < k$. Hence there is y_i with $\max(y(w_0), y(e_i)) \leq y_i \leq \min(y(e_{k-1}), y(w_i))$. Pick any point x_i with $y(x_i) = y_i$, so the heights of $h|_{N(x_i)}$ and $h|_{S(x_i)}$ are strictly less than the height of h . If $y_i > y(e_i)$ then the first bullet of (3a) holds else $y_i < y(w_i)$ and the second bullet holds, either way (3a) holds. Otherwise $y(w_0) > y(e_{k-1})$ and we let $y_0 = e_{k-1}$, $y_1 = w_0$ and we get (3b).

The implication (3a) \Rightarrow (2) is trivial. If (3b) holds then let $j = i$, $j' = k$, $x_i = w_i$ to see that the first bullet in (2) holds.

If the condition (2) holds, say the first bullet holds, then $j \leq i \rightarrow y(w_i) \geq y(x_i)$ and $j' \geq i + 1 \rightarrow y(e_i) < y(x_i)$, similarly if the second bullet holds we get $y(w_i) > y(e_i)$, hence h is vertically displaced. □

We make use of condition (2) from the previous lemma in the next definition. Condition 3 will be used in section 5.

Definition 3.9. Let $\partial = (\partial \oplus_W \partial) \in X$, say $\partial(W) = (c_0, m_0, \dots, c_k)$. We write $\text{Split}(\partial, \text{horiz}, i, \partial_i^-, \partial_i^+)$ if $\partial = \partial_i^- \oplus_N \partial_i^+$, there are $j \leq i$, $j' \geq i + 1$ such that either $\partial_i^-(W) = (c_0, \dots, c_j)$, $\partial_i^-(E) = (c_0, \dots, c_{j'})$, or $\partial_i^+(E) = (c_{j'}, \dots, c_k)$, $\partial_i^+(W) = (c_j, \dots, c_k)$, with a similar definition of $\text{Split}(\partial, \text{vert}, i, \partial_i^-, \partial_i^+)$.

If $\partial \xrightarrow{W} \partial^* \in X$, where X is a set of boundary maps, and for each $i < k$ there are $\partial_i^-, \partial_i^+ \in X$ such that $\text{Split}(\partial, W, i, \partial_i^-, \partial_i^+)$ holds, we say that ∂^* is a Western limit of ∂ over X . We say that X is closed under Western limits if whenever ∂^* is a Western limit of some $\partial \in X$ over X we have $\partial^* \in X$. We say that X is closed under limits if it is closed under Western, Eastern, Southern and Northern limits, which are defined similarly. For any set of proper boundary maps X we say that a proper boundary map ∂ is a shuffle over X if there is $Y \subseteq X$ and a non-empty set M of one point boundary maps such that ∂ is a shuffle of $Y \cup M$.

Our plan now is to define a recursive set B of proper boundary maps corresponding exactly to the boundary maps of u rectangle models. We can then use B to determine the satisfiability of ϕ . We start with our basic building blocks. A proper boundary map ∂ belongs to B_0 iff

- (1) $\partial(-) = \partial(+)$, call this cluster c ,
- (2) if $\partial(S)$ is defined then $\partial(S) \leq c$ and $\partial(W) \leq c$ if defined,
- (3) every future defect of $\partial(S)$ is passed up to $\partial(r)$ or c and every future defect of $\partial(W)$ is passed up to $\partial(l)$ or c
- (4) dual properties obtained by swapping the pairs $(\mathbf{F}, \mathbf{P}), (-, +), (S, E), (N, W)$ also hold.

Now we define the set of proper boundary maps B , by recursion. B is the smallest set of proper boundary maps containing B_0 and closed under joins, shuffles and limits. B can be computed using algorithm 1.

Definition 3.10. Let h be a rectangle model, let W be the open line segment on the Western side of $\text{dom}(h)$. We say that h has a simple Western edge if for all $x \in W$ there is a neighbourhood η of x and $h[\eta \cap \text{Int}(\text{dom}(h))] \subseteq c$, where c is the lower cluster of h . Simple Eastern, Northern and Southern edges are defined similarly.

Algorithm 1 Algorithm to compute B

$B = B_0$
while new elements can be found **do**
 Add any joins of elements of B to B
 Add any limits (in any of the four directions) of elements of B to B
 Add any shuffles over B to B

Lemma 3.11. *Let h be a rectangle model, let $x \in \overline{\text{dom}(h)}$ be on the Western edge of $\text{dom}(h)$ and suppose h has a simple Western edge. Let $x_0 >_1 x_1 >_1 \dots \in \text{dom}(h)$ be a sequence of points converging from the East to x . If $\partial(h, W(x_i) \cap E(x_j))$ is constant, for $i < j < \omega$ then $\partial(h, W(x_0) \cap E(x_1)) \xrightarrow{W} \partial(h, W(x_0) \cap E(x))$ and has a vertically displaced rectangle model. Moreover, $\partial(h, W(x_0) \cap E(x))$ is a Western limit of $\partial(h, W(x_0) \cap E(x_1))$ over $\{\partial(h, R) : R \subseteq \text{dom}(h) \cap W(x_0) \cap E(x_i), i < \omega\}$.*

Proof. Since $\partial(h, W(x_i) \cap E(x_j))$ is constant, by considering any $i < j < k$ we see that $\partial(h, W(x_0) \cap E(x_1))$ fits to the West of itself, and $\partial(h, W(x_0) \cap E(x))$ agrees with $\partial(h, W(x_0) \cap E(x_1))$ except perhaps on W, b, l . Since h has a simple Western edge (W) there must be $t < \omega$ such that $h \upharpoonright_{W(x_0) \cap E(x_t)}$ is vertically displaced, and $\partial(h, W(x_0) \cap E(x_t)) = \partial(h, W(x_0) \cap E(x_1))$. Let $\partial(h, W(x_0) \cap E(x_t))(W) = (c_0, \dots, c_k)$ say, by lemma 3.8(2) for each $i < k$ there is z_i such that *Split*($\partial(h, W(x_0) \cap E(x_t)), W, i, \partial(h, W(x_0) \cap E(x_t) \cap S(z_i)), \partial(h, W(x_0) \cap E(x_t) \cap N(z_i))$) holds, hence $\partial(h, W(x_0) \cap E(x))$ is a Western limit of $\partial(h, W(x_0) \cap E(x_t))$ over $\{\partial(h, W(x_0) \cap E(x_t) \cap N(z_i)), \partial(h, W(x_0) \cap E(x_t) \cap S(z_i)) : i < k\}$. □

4. DECIDABILITY

Lemma 4.1. *Let ∂ be a boundary function. $\partial \in B$ iff there is rectangle model h such that $\partial^h = \partial$.*

Proof. The left to right implication is proved by induction on the number of iterations of the while loop in algorithm 1. For the base case, if $\partial \in B_0$ let h be a proper rectangle model which maps densely with $\partial(-)$ ($= \partial(+)$) over the interior and maps densely in accordance with ∂ along the boundary, where it is defined. The conditions for membership of B_0 ensure that h is coherent and all defects are passed North, South, East or West as appropriate, hence h is a rectangle model and $\partial = \partial^h$. The induction step holds by lemmas 3.7 and 3.8(2 \Rightarrow 1).

The right to left implication is proved by induction over the height of h . Let h be any rectangle model of height zero. ∂^h satisfies the first condition for B_0 , since $\partial^h(-) = \partial^h(+)$. The other three conditions also hold, since h is a rectangle model, so every defect of h must be passed in a suitable direction. Thus $\partial^h \in B_0 \subseteq B$.

Now let the height of h be positive and assume the lemma holds for rectangle models of smaller height.

Definition 4.2. *A rectangle R is said to be good and we may write $G(R)$, if for all proper rectangles $R' \subseteq R$ we have $\partial(h, R') \in B$.*

Our induction hypothesis tells us that if the height of $\partial(h, R)$ is strictly less than the height of h then R is good. We aim to prove the converse implication in the lemma by showing that $\text{dom}(h)$ is good.

Claim 4.3. *If X is a rectangle, $x \in \text{Int}(X)$ then $(G(X \cap S(x)) \wedge G(X \cap N(x))) \rightarrow G(X)$ and $(G(X \cap W(x)) \wedge G(X \cap E(x))) \rightarrow G(X)$.*

This claim holds by lemma 3.4, since B is closed under joins.

Let $x \in \overline{\text{dom}(h)}$ and let $x_0 >_1 x_1 >_1 \dots x$ be a sequence converging on x from the East, as shown in figure 6. Let R be a rectangle.

Claim 4.4. $(\forall i > 0 G(R \cap E(x_i))) \rightarrow G(R \cap E(x))$.

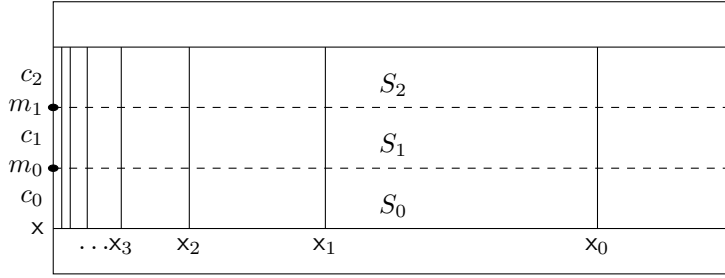


FIGURE 6. For $k < 3$, S_l is a limit of rectangles $S_l \cap E(x_i)$ ($i < \omega$)

To prove this claim, consider an arbitrary proper rectangle S contained in $R \cap E(x)$. If $S \subseteq E(x_i)$ (some $i < \omega$) then its boundary map belongs to B . Assume not, so the Western boundary edge of S is contained in the Western boundary edge of $R \cap E(x)$. We may draw p (finite) horizontal lines to divide S into $p + 1$ subrectangles S_0, S_1, \dots, S_p (in figure 6 $p = 2$) where each S_l has a simple Western edge ($l \leq p$). To show that $\partial(S_l) \in B$ (any $l \leq p$) apply Ramsey's theorem to obtain an infinite subsequence $x'_0 >_1 x'_1 >_1 \dots$ converging to x where the boundary map $\partial(h, S_l \cap W(x'_i) \cap E(x'_j))$ is constant over all $i < j < \omega$. By lemma 3.11, $\partial(h, S_l \cap W(x'_0))$ is a Western limit of $\partial(h, S_l \cap W(x'_i) \cap E(x'_j))$ over B , so it belongs to B . By claim 4.3, $\partial(h, S_l) = \partial(h, S_l \cap W(x'_0)) \oplus_E \partial(h, S_l \cap E(x'_0)) \in B$, for each $l \leq p$, and therefore $\partial(h, S) = \partial(h, S_0) \oplus_N \dots \oplus_N \partial(h, S_p) \in B$. Hence $R \cap E(x)$ is good, as claimed.

Claim 4.5. *For any rectangle R , if every proper closed subrectangle of R contained in $\text{Int}(R)$ is good then R is also good.*

If R is not proper then vacuously it is good, so assume it is proper. For any $a_1 < a_2$ and $b_1 < b_2$ such that each line $x = a_1$, $x = a_2$, $y = b_1$, $y = b_2$ passes through the interior of R , the closed rectangle bound by these four lines is good, by assumption. By fixing the other three parameters but varying a_1 so that the line $x = a_1$ approaches the Western edge of R , we can apply claim 4.4 to deduce that the rectangle $R \cap \{(x, y) : x \leq a_2, b_1 \leq y \leq b_2\}$ is good, provided the lines $x = a_2$, $y = b_1$, $y = b_2$ pass through the interior of R . Now apply claim 4.4 three more times to move the other three bounding lines towards the other three edges and we see that R is also good, as claimed.

Let I be the interior of $h^{-1}(\partial(-))$ and let Γ be the closure of the upper boundary of $h^{-1}(\partial(-))$, similarly let J be the interior of $h^{-1}(\partial(+))$ and let Δ be the closure of the lower boundary, see figure 7. Since Γ, Δ are closed, so is $\Gamma \cap \Delta$. Recall from definition 3.10 what a simple Western edge is.

Claim 4.6. *Suppose $\text{dom}(h) \cap N(x) \cap E(x)$ is a proper rectangle. If $x \in J \cup \Delta$ then $h|_{N(x) \cap E(x)}$ has a simple Western edge. If $x <_2 y \in J$ but $x \notin (J \cup \Delta)$ then $h|_{N(x) \cap E(x)}$ does not have a simple Western edge.*

There are three dual claims involving simple Southern edges and (for $x \in I \cup \Gamma$) simple Eastern and Northern edges. To prove the claim, if $x \in J$ or $x \in \Delta$ then $x \prec_1 y \rightarrow h(y) \in \partial(+)$, hence every $z >_2 x$ has a neighbourhood η such that $h[\eta \cap \text{Int}(N(x) \cap E(x))] \subseteq \partial(+)$, so $h|_{N(x) \cap E(x)}$ has a simple Western edge. If $x \notin (J \cup \Delta)$ but $x <_2 y \in J$ then there is y' where $y' \notin \overline{J}$, $x <_2 y' <_2 y$ and neighbourhoods η' of y' , η of y such that $h[\eta' \cap N(x) \cap E(x)] \cap \partial(+)=\emptyset$ but $h[\eta \cap N(x) \cap E(x)] \subseteq \partial(+)$, hence the rectangle map does not have a simple Western edge.

Claim 4.7. *If $\Gamma \cap \Delta \cap \text{Int}(\text{dom}(h)) = \emptyset$ then $\text{dom}(h)$ is good.*

For this claim, first suppose that $\Gamma \cap \Delta = \emptyset$ (see the first part of figure 9). By lemma 2.11, Γ and Δ are homeomorphic to closed line segments. Since $\Gamma \cap \Delta = \emptyset$ by lemma 2.12 there is $\epsilon > 0$

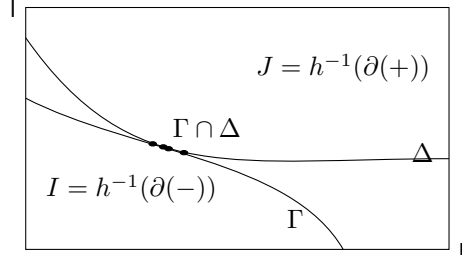


FIGURE 7. Upper and lower clusters with boundaries Γ, Δ shown

such that $(x \in \Gamma \wedge y \in \Delta) \rightarrow |x - y| > \epsilon$. Cover $\text{dom}(h)$ with finitely many rectangles, where the length of each diagonal is less than ϵ . The restriction of h to such a rectangle cannot contain points in both I and J so the height of h restricted to any one of these rectangles is strictly less than the height of h . By the induction hypothesis, all these rectangles are good and by claim 4.3, $\text{dom}(h)$ is good.

Now consider the case where Γ, Δ do not meet within the interior of $\text{dom}(h)$, though they might meet on the boundary of $\text{dom}(h)$. Every rectangle contained in the interior of $\text{dom}(h)$ is good, by the previous case. Hence by claim 4.5, $\text{dom}(h)$ is also good.

Recall from the beginning the binary relation \triangleleft over \mathbb{R}^2 . Recall also, from lemma 2.11, that Γ is homeomorphic to a closed line segment, and observe that the restriction of \triangleleft to Γ is a linear order where $x \triangleleft y$ if x is strictly to the left of (North West of, nearer to l than) y . Let

$$P = (\Gamma \cap \Delta) \cup \{l, r\},$$

so (P, \triangleleft) is a linearly ordered, closed set.

Claim 4.8. *Let $x_0 \triangleright x_1 \triangleright \dots \in P$ be a countable sequence converging to $x \in P$. If $[x_i \wedge x_j, x_i \vee x_j]$ is good (for all $0 \leq j < i < \omega$) then $R = [x \wedge x_0, x \vee x_0]$ is also good.*

The rectangle $W(x_i) \cap E(x_j) \cap R$ is good (for $i < j$) since it is the join of $[x_i \wedge x_j, x_i \vee x_j]$ (assumed good), $W(x_i) \cap E(x_j) \cap N(x_j)$ and $W(x_i) \cap E(x_j) \cap S(x_i)$, and the restriction of h to either of the latter two rectangles has height strictly less than k . The sequence $x_0 \vee x, x_1 \vee x, x_2 \vee x, \dots$ converges from the East to x and $W(x_i \vee x) = W(x_i)$. By claim 4.4 $R = R \cap W(x)$ is also good, as claimed.

Define a binary relation \approx over P as the smallest equivalence relation such that

- if y is an immediate \triangleleft successor of x in P then $x \approx y$,
- if $x \leq y$ or $y \leq x$ (so $[x \wedge y, x \vee y]$ is not proper) then $x \approx y$,
- if S is contained in a \approx -equivalence class and if $z \in \overline{S}$ then z is in the same \approx -equivalence class (note that P is closed so we know that $z \in P$).

Claim 4.9. *Let $S \subseteq P$ be a \approx equivalence class, let $x_0, x_1 \in \Gamma \cap \Delta$ be the rightmost left bound of S (w.r.t. \triangleleft) and leftmost right bound respectively. The rectangle $R(S) = [x_0 \wedge x_1, x_0 \vee x_1]$ is good.*

Note first that $x_0, x_1 \in S$ since they are accumulation points, and P is closed. To prove the claim, we know from claim 4.7 that if y is an immediate \triangleleft successor of x then $[x \wedge y, x \vee y]$ is good. Trivially, if $x \leq y$ then $[x, y]$ is not proper, hence it is good. We show that the set ε of pairs $(x, y) \in S \times S$ for which $[x \wedge y, x \vee y]$ is good is an equivalence relation. It is clearly reflexive and symmetric. If $x \triangleleft y \triangleleft z \in S$ and $[x \wedge y, x \vee y], [y \wedge z, y \vee z]$ are good then $[x \wedge z, x \vee z]$ is the union of $[x \wedge y, x \vee y], [y \wedge z, y \vee z], [x \wedge z, y], [y, x \vee z]$ and since the last two rectangles have height less than the height of h , they are good, hence by claim 4.3 $[x \wedge z, x \vee z]$ is also good, so ε is transitive. To complete the proof of the claim observe that ε is closed under limits, by claim 4.8.

Next observe that \triangleleft induces a strict dense ordering of $E = P / \approx$. Recall that each $S \in E$ contains a leftmost point $l(S)$ and a rightmost point $r(S)$ and defines a good rectangle $R(S) =$

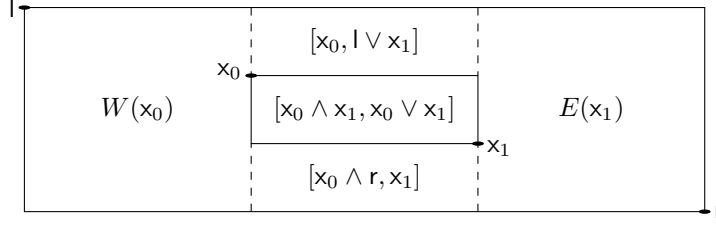


FIGURE 8. $[l]_{\approx} = S_0$, $[r]_{\approx} = S_1$, $x_0 = r(S_0)$, $x_1 = l(S_1)$ and $\partial(h, [x_0 \wedge x_1, x_0 \vee x_1])$ is a shuffle of $\{\partial(h, R(S)) : S \in E \setminus \{S_0, S_1\}\}$.

$[l(S) \wedge r(S), l(S) \vee r(S)]$. An ω -sequence is a map $\lambda : \omega \rightarrow P$ such that for all $i < \omega$, $\lambda(i+1)$ is an immediate \triangleleft successor of $\lambda(i)$. Dually, an $\bar{\omega}$ -sequence is a function $\lambda : \omega \rightarrow P$ such that $\lambda(i+1)$ is an immediate \triangleright successor of $\lambda(i)$.

Claim 4.10. For any $S \in E$ and $s \in S$ either (i) $s = l(S)$, (ii) s is an immediate \triangleleft -successor of some $t \in S$, or (iii) for all $\epsilon > 0$ there is an ω -sequence or an $\bar{\omega}$ -sequence λ whose range is to the left of s but within ϵ of it.

To prove the claim, note that if there is $\epsilon > 0$ and there is no ω -sequence or $\bar{\omega}$ -sequence whose range is to the left of s and within ϵ of s then for all $u, v \in P$ where $u \triangleleft v \triangleleft s$ are within ϵ of s , we have $u \approx v$ iff there is a finite chain of immediate successors $u = u_0 \triangleleft u_1 \triangleleft \dots \triangleleft u_l = v$. Hence, if $s \in S$ is not a \triangleleft -successor and there is $\epsilon > 0$ such that there is no ω -sequence or $\bar{\omega}$ -sequence whose range is to the left of s within ϵ of it, if $t \triangleleft s$ then $t \not\approx s$, hence $s = l(S)$.

Let Γ^+ be the closed line obtained by extending Γ by adding a straight line segment from the leftmost point of Γ to l and adding another straight line segment from the rightmost point of Γ to r .

Claim 4.11. Γ^+ is a line segment running from l to r and it is the disjoint union of the closed line segments/points $\Gamma^+ \cap R(S)$, as S ranges over E .

For this claim, use lemma 2.11 to prove that Γ^+ is homeomorphic to a closed line segment, and that $\Gamma^+ \cap R(S)$ is homeomorphic to a closed line segment that runs from $l(R(S))$ to $r(R(S))$, for each $S \in E$. We note (by closure of P) that for every $x \in \Gamma^+$ there are nearest neighbours in P wrt \triangleleft , one to the left or equal to x , the other to the right or equal to x , and that x belongs to the rectangle $R(S)$, where S is the equivalence class of these two (not necessarily distinct) neighbours. It follows that $\Gamma^+ = \bigcup_{S \in E} (\Gamma^+ \cap R(S))$ and the rectangles $R(S)$ are clearly disjoint from each other, since \approx is transitive. This proves claim 4.11.

Claim 4.12. Either E consists of a single \approx -equivalence class S and $\overline{\text{dom}(h)} = R(S)$, or E contains uncountably many singleton \approx equivalence classes.

To prove this claim, note by the previous claim that the union of $\Gamma^+ \cap R(S)$ as S ranges over E is homeomorphic to a closed line segment. If there is more than one equivalence class then by lemma 2.9, uncountably many segments must be singleton points, hence the equivalence classes of these points must be singletons.

Claim 4.13. Suppose $|E| > 1$. Let $x_0 = r(S_0)$, where S_0 is the \approx -equivalence class of l and let $x_1 = l(S_1)$, where S_1 is the \approx -equivalence class of r . See figure 8. Then

$$\begin{aligned} \partial &= \partial(h, W(x_0)) \\ &\oplus_E (\partial(h, [x_0 \wedge r, x_1]) \oplus_N \partial(h, [x_0 \wedge x_1, x_0 \vee x_1]) \oplus_N \partial(h, [x_0, l \vee x_1])) \\ &\oplus_E \partial(h, E(x_1)) \end{aligned}$$

and $\partial(h, [x_0 \wedge x_1, x_0 \vee x_1])$ is a shuffle of $\{\partial(h, R(S)) : S \in E \setminus \{S_0, S_1\}\}$.

The displayed equation follows from lemma 3.4, we check that $\partial(h, [x_0 \wedge x_1, x_0 \vee x_1])$ is a shuffle of boundary maps $\partial(h, R(S))$ for $S \in E \setminus \{S_0, S_1\}$.

First note that since E contains uncountably many unordered singletons (claim 4.12), there are uncountably many elements of $\Gamma \cap \Delta$ between x_0 and x_1 . The fact that $\Gamma \cap \Delta$ meets the interior of $[x_0 \wedge x_1, x_0 \vee x_1]$ ensures there is $y \in \Gamma \cap \Delta$ with $y \succ x_0 \wedge x_1$, hence $x_0 \wedge x_1 \in I$ and similarly $x_0 \vee x_1 \in J$. Every point of $[x_0 \wedge x_1, x_0 \vee x_1]$ below Γ is in I , every point above Δ is in J and every point in $\Gamma^\uparrow \cap \Delta^\downarrow$ is in $R(S)$, for some $S \in E$. To prove that $[x_0 \wedge x_1, x_0 \vee x_1]$ is a shuffle, we check conditions 1–5 of definition 3.3, one at a time. Condition 1 follows from the coherence of h . For condition 2, let $\mathbf{F}\psi$ be a future defect of $\partial^h(-)$ not passed up to $\partial(+)$, let $x_0 \wedge x_1 \prec x \in I$ so $\mathbf{F}\psi \in h(x)$. Since $h|_{[x_0 \wedge x_1, x_0 \vee x_1]}$ is a rectangle model there is $y \geq x \in [x_0 \wedge x_1, x_0 \vee x_1]$ with $\psi \in h(y)$. Since $\mathbf{F}\psi$ is a defect of I we cannot have $y \in I$ and since the defect is not passed up to $\partial(+)$ we cannot have $y \in J$ either, hence $y \in R(S)$ for some $S \in E$. Observe that $\mathbf{F}\psi$ holds at all points below y , hence the defect $\mathbf{F}\psi$ is passed up to the bottom corner of the rectangle $R(S)$ if it is proper, or to the singleton holding at the point rectangle $R(S)$ otherwise. Condition 3 holds because h is a rectangle model: if $\mathbf{P}\psi$ is a defect of $h(x)$ where x is either the bottom corner of a rectangle $R(S)$ or the single point of $R(S)$ then there must be $y < x$ with $\mathbf{P}\psi \in h(y)$, and as we noted above, $y \in I$, so the defect is passed down to $\partial(-)$. For condition 4, since x_0 has no \triangleleft successor and x_1 has no \triangleright successor, and since all points $z \in P$ with $x_0 \triangleleft z \triangleleft x_1$ are in the interior of $[x_0 \wedge x_1, x_0 \vee x_1]$, it follows that the lower edges of this rectangle are covered by $\partial(-)$ hence every future defect of these lower edges is passed up to $\partial(-)$, similarly the upper edges of the rectangle are covered by $\partial(+)$ and their past defects are passed down to $\partial(+)$.

From claim 4.9 $R(S)$ is good, for all $S \in E$. By claim 4.12 either E consists of a single equivalence class S and $R(S)$ is good by claim 4.9, or $|E| > 1$. In the latter case we have $\partial(h, [x_0 \wedge x_1 \wedge x_0 \vee x_1])$ is a shuffle of boundary maps $\partial(h, R(S))$, where S is an \approx -equivalence class. Since B is closed under shuffles it follows that $\partial(h, [x_0 \wedge x_1, x_0 \vee x_1]) \in B$. But h is the join of its restrictions to $[x_0 \wedge x_1, x_0 \vee x_1]$, $[x_0 \wedge r, x_1]$, $[x_0, l \vee x_1]$, $W(x_0)$ and $E(x_1)$ (see figure 8). By claims 4.9 and 4.3 these latter four rectangles are good, hence $\partial = \partial(h, \text{dom}(h)) \in B$, proving the induction step. Though not required, the same argument shows that $\partial(h, R) \in B$ for any proper subrectangle $R \subseteq \text{dom}(h)$, so $\text{dom}(h)$ is good. \square

Lemma 4.14. ϕ is satisfiable over $(\mathbb{R}^2, <)$ iff there are boundary maps $\partial_1, \partial_2, \partial_3, \partial_4 \in B$ such that $(\partial_1 \oplus_E \partial_2) \oplus_N (\partial_3 \oplus_E \partial_4)$ is defined (the boundary maps fit together) and open, and $\phi \in \partial_1(\mathbf{t}) (= \partial_2(\mathbf{l}) = \partial_3(\mathbf{r}) = \partial_4(\mathbf{b}))$.

Proof. Suppose ϕ is satisfiable, say $(\mathbb{R}^2, <, v), x \models \phi$ for some valuation v , some $x \in \mathbb{R}^2$. By lemma 2.7 the map $h_v : \mathbb{R}^2 \rightarrow \text{MCS}$ defined by $h_v(x) = \{\psi \in Cl(\phi) : (\mathbb{R}^2, <, v), x \models \psi\}$ is an open rectangle model. Let $\partial_1 = \partial(h_v, S(x) \cap W(x))$, $\partial_2 = \partial(h_v, S(x) \cap E(x))$, $\partial_3 = \partial(h_v, N(x) \cap W(x))$ and $\partial_4 = \partial(h_v, N(x) \cap E(x))$. The right hand side of the lemma holds, by lemma 3.4.

Conversely, if the right hand side of the lemma holds then by lemma 4.1 there are rectangle models h_1, h_2, h_3, h_4 such that $\partial_i = \partial^{h_i}$, for $i = 1, 2, 3, 4$. Since the boundary maps fit, we can use lemma 2.5 and find rectangle models h'_1, h'_2, h'_3, h'_4 such that $\partial_i = \partial^{h'_i}$, where $\text{dom}(h'_1) = \{x \in \mathbb{R}^2 : x \leq (0, 0)\}$, etc. and these rectangle models agree with each other on their common boundaries. Hence $h = h'_1 \cup h'_2 \cup h'_3 \cup h'_4$ is a well-defined rectangle model and $\phi \in h(0, 0)$. By lemma 2.7, $(\mathbb{R}^2, <, v_h), (0, 0) \models \phi$. \square

Theorem 4.15. Validity over $(\mathbb{R}^2, <)$ is decidable. Validity over (\mathbb{R}^2, \leq) is also decidable.

Proof. We show that satisfiability is decidable (hence validity is too). Let ϕ be a temporal formula. By lemma 4.14, satisfiability of ϕ is equivalent to the existence of four matching proper boundary maps in B with a common corner labelled by some $m \ni \phi$. Since B is recursive and we can easily test whether proper boundary maps match, we get our decidability result.

As we mentioned earlier, to check if ϕ is satisfiable over (\mathbb{R}^2, \leq) it suffices to check if ϕ' is satisfiable over $(\mathbb{R}^2, <)$, where ϕ' is obtained from ϕ by replacing any subformula $\mathbf{F}\psi$ of ϕ by $(\psi \vee \mathbf{F}\psi)$ and any subformula $\mathbf{P}\psi$ by $(\psi \vee \mathbf{P}\psi)$. \square

5. COMPLEXITY

Let the length of ϕ be n . Its not hard to check that the numbers of MCSs, traces and boundary maps are bound above by an exponential function of n . Hence the number of runs of the while loop in algorithm 1 is bound by an exponential function, and each iteration runs in exponential time, hence the run-time of the algorithm is bound by an exponential function of n . We tighten that upper complexity bound slightly by devising a non-deterministic algorithm to check if a proper boundary map belongs to B using polynomial space, thereby showing that membership of B and hence also decidability of $(\mathbb{R}^2, <)$ is in PSPACE.

Algorithm 2 Algorithm to check that $\partial \in B$

```

procedure  $B(\partial)$ 
  either
    option 0
      Check  $\partial \in B_0$  ▷ Uses space  $\delta = |\partial|$ 
    option 1
      Pick  $\partial_1, \partial_2$  and  $d \in \{N, S, E, W\}$ 
      Check  $\partial = \partial_1 \oplus_d \partial_2$  ▷ Release  $\partial, d$ 
      Check  $B(\partial_1)$  ▷ Release  $\partial_1$ 
      Check  $B(\partial_2)$ 
    option 2
      Pick  $\partial'$  and  $d \in \{N, S, E, W\}$ 
      Check  $\partial' \xrightarrow{d} \partial$  ▷ Release  $\partial$ 
      if  $d \in \{E, W\}$  then Check  $VD(\partial')$ 
      else Check  $HD(\partial')$ 
    option 3a
      Pick  $\partial'$ , pick  $m \in \text{MCS}$ 
      Check  $\partial$  is a shuffle of  $\{\partial', \partial_m\}$  ▷ Release  $\partial, m$ 
      Check  $B(\partial')$ 
    option 3b
      Pick  $m \in \text{MCS}$ , let  $S = \{\partial_m\}$ 
      for  $i < n$  do
        Pick  $\partial_i$  and add to  $S$  ▷ Needs  $n \cdot \delta$  space, plus
        if  $\partial_i$  is proper, check that  $B(\partial_i)$  ▷ space for one  $B(\partial_i)$ 
      Check  $\partial$  is a shuffle of  $S$ 
  procedure  $VD(\partial)$  ▷ Check that  $\partial$  has vert. displaced rect. model
  Check  $\partial(W) = \partial(E)$ , let  $\partial(W) = (c_0, m_0, \dots, c_p)$ 
  either
    option a
      for  $i = 1$  to  $p - 1$  do
        Pick  $\partial_i^-, \partial_i^+$ , check  $B(\partial_i^-), B(\partial_i^+)$ 
        Check  $Split(\partial, horiz, i, \partial_i^-, \partial_i^+)$  ▷ Release  $\partial_i^-, \partial_i^+$ 
    option b
      Pick  $\partial_0, \partial_{12}$ , check  $\partial = \partial_0 \oplus_N \partial_{12}$ 
      Check  $B(\partial_0)$  ▷ Release  $\partial_0$ 
      Pick  $\partial_1, \partial_2$  check  $\partial_{12} = \partial_1 \oplus_N \partial_2$ 
      Check  $B(\partial_2)$  ▷ Release  $\partial_2$ 
      Check  $\partial_1(W) = (c_0), \partial_1(E) = (c_p)$ 
      Check  $B(\partial_1)$ 
  procedure  $HD(\partial)$  Similar

```

Lemma 5.1. *The non-deterministic algorithm $B(\partial)$ shown in algorithm 2 correctly determines whether there is a rectangle model h such that $\partial = \partial^h$. For any rectangle model h , there is a run of $B(\partial^h)$ using only polynomial space.*

Proof. We prove, by induction over the number of recursive calls to $B()$, $VD()$ or $HD()$ in a run of algorithm 2, that if there is a successful run of $B(\partial)$ then there is a rectangle model h such that $\partial = \partial^h$, and if there is a successful run of $VD(\partial)$ then there is a vertically displaced rectangle model g such that $\partial = \partial^g$ (and a similar result for $HD()$). A successful run of any of these procedures with no recursive procedure calls only happens when $\partial \in B_0 \subseteq B$, and every $\partial \in B_0$ has a vertically and horizontally displaced rectangle model. For the general case, if there is a successful run of $B(\partial)$ then it is either in B_0 , a join, a limit or a shuffle of boundary maps of rectangle models (according to which option is selected initially) and if it is a d -limit of ∂' then ∂' has a vertically/horizontally displaced rectangle model (depending on the direction d), so ∂ has a rectangle model by lemma 3.7. If there is a successful run of $VD(\partial)$ then ∂ has a vertically displaced rectangle model (use lemma 3.8(2 \Rightarrow 1) if the run selects (a)).

The hard part is to prove that if h is a rectangle model then there is an accepting run of $B(\partial^h)$ in algorithm 2 using only polynomial space. Let δ be enough space to store any boundary map. The length of a subformula, the number of formulas in an MCS and the number of clusters/ MCSs in a trace are each no more than n , the length of ϕ , hence $\delta = O(n^3)$. Define the function $S : \mathbb{N} \rightarrow \mathbb{N}$ by $S(k) = \delta \times \max\{5, n\} + S(k-1)$ and $S(0) = \delta$, so for $n \geq 5$ we have $S(k) = \delta \cdot n \cdot k + \delta$. We claim that if h has height at most k then there is an accepting run of $B(\partial^h)$ using at most $S(k)$ space. To help with this proof we introduce some extra notation. In a run of $B(\partial^h)$ we may say that $(1, R_1, R_2, d)$ is chosen if in the first step option 1 is selected, proper boundary maps $\partial(h, R_1), \partial(h, R_2)$ are picked (R_1, R_2 are rectangles) and direction $d \in \{N, S, E, W\}$ is chosen. Similarly, we may write $(0), (2, R, d), (3a, m, R)$ or $(3b, m, (R_i : i < n))$ to indicate that one of the other options is chosen. If $B(\partial)$ has a successful run we write $\rho(B(\partial))$ to denote the minimum, over all possible successful runs of $B(\partial)$, of the space used in a successful run. Similarly, we write $\rho(VD(\partial))$ for the minimum over possible successful runs of $VD(\partial)$ of the space used in a run.

For $k = 0$, if h has height zero then $\partial^h \in B_0$ and there is a successful run of $B(\partial^h)$ where option (0) is chosen, using only the space needed to store ∂^h , i.e. $S(0) = \delta$. Now let h have height $k > 0$. Let $I, J, \Gamma, \Delta, P, \approx$ be as defined just before claim 4.7 and illustrated in figure 7. Our induction hypothesis is that for any rectangle R if the height of $\partial(h, R)$ is strictly less than k then $\rho(B(\partial(h, R))) \leq S(k-1)$ and if $h \upharpoonright_R$ is also vertically (horizontally) displaced then $\rho(VD(\partial(h, R))) \leq S(k-1)$ (respectively, $\rho(HD(\partial(h, R))) \leq S(k-1)$).

Let the height of $h \upharpoonright_R$ be k and suppose $h \upharpoonright_R$ is vertically displaced. By lemma 3.8(1 \Rightarrow 3) there is a successful run of $VD(\partial(h, R))$ which either selects (a) first and chooses $\partial_i^-, \partial_i^+$ with height strictly less than k , so $\rho(VD(\partial(h, R)))$ is at most $S(k-1)$ to run $B(\partial_i^-)$ plus 2δ to store ∂_i^+, ∂ , or it selects (b) initially and chooses ∂_0, ∂_2 of height strictly less than k so $\rho(VD(\partial(h, R)))$ is $S(k-1) + 2\delta$ to check $B(\partial_0)$ while storing ∂_2, ∂ and then to run $B(\partial_2)$, or $\rho(B(\partial_1))$ if greater. Hence,

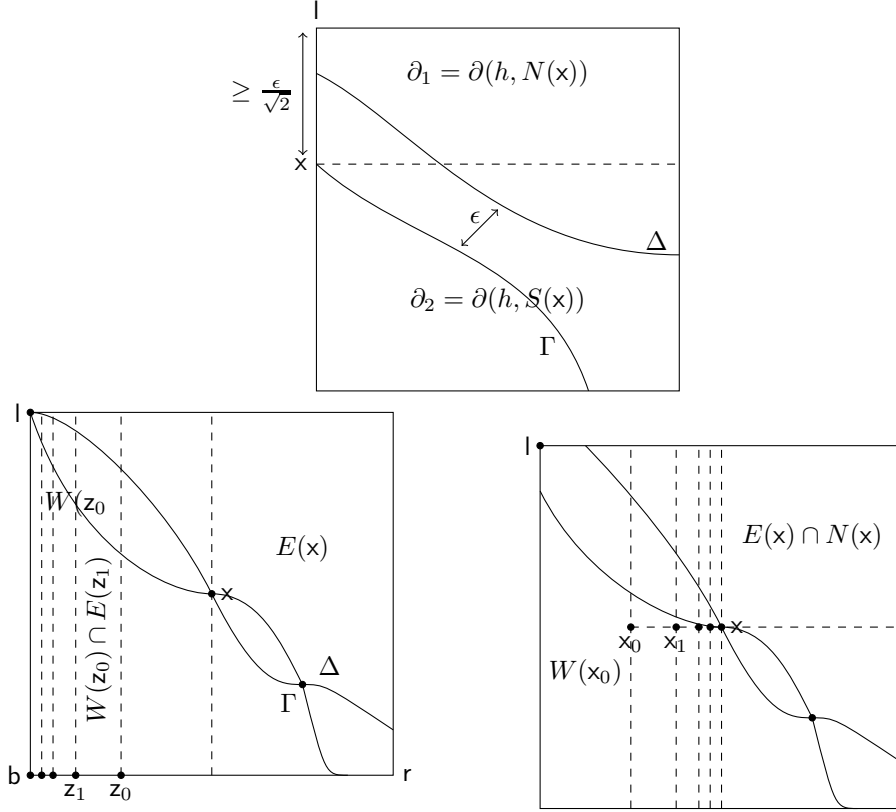
$$(3) \quad \rho(VD(\partial(h, R))) \leq \max(2\delta + S(k-1), \rho(B(\partial(h, S))) : S \subseteq R).$$

By considering a run of $B(\partial(h, R))$ that selects $(1, R \cap S(x), R \cap N(x))$ initially (where $R \cap S(x), R \cap N(x)$ are proper rectangles), runs $B(\partial(h, R \cap S(x)))$ while storing $\partial(h, R \cap N(x))$ and then runs $B(\partial(h, N(x)))$, observe that

$$(4) \quad \rho(B(\partial(h, R))) \leq \max(\delta + \rho(B, \partial(h, R \cap S(x))), \rho(B(\partial(h, R \cap N(x))))$$

and similar upper bounds can be obtained corresponding to the other three directions.

We now concentrate on the main procedure $B(\partial^h)$. First suppose that $\Gamma \cap \Delta = \emptyset$. We will show that repeated selection of option 1 (and calls to $B(\partial')$ where ∂' has height strictly less than k) can provide an accepting run of $B(\partial^h)$ using only $\delta + S(k-1)$ space. By lemma 2.12 there is $\epsilon > 0$ and the distance between a point in Γ and a point in Δ is always more than ϵ , see the first part of figure 9. Hence, either Γ meets the Western edge of $\overline{\text{dom}(h)}$ at a point x at least $\frac{\epsilon}{\sqrt{2}}$ South of l , or Δ meets the Northern edge of the rectangle at least $\frac{\epsilon}{\sqrt{2}}$ to the East of l , without loss


 FIGURE 9. $\Gamma \cap \Delta = \emptyset$, $l \in \Gamma \cap \Delta$ or $l \notin \Gamma \cap \Delta$, finite

assume the former. By (4), $\rho(B(\partial^h)) \leq \max(\delta + \rho(B(\partial(h, N(x))))), \rho(B(\partial(h, S(x)))) \leq \max(\delta + S(k-1), \rho(B(\partial(h, S(x))))$, since the height of $\partial(h, N(x))$ is strictly less than k . Now $h|_{S(x)}$ is a restriction of h to a rectangle where one of the dimensions has been reduced by at least $\frac{\epsilon}{\sqrt{2}}$. So we may continue to apply (4) until we reduce to a restriction of h to a rectangle map of height strictly less than k . Hence $\rho(B(\partial^h)) \leq \delta + S(k-1)$.

We will show next that if $\Gamma \cap \Delta$ is finite then there is a successful run of $B(\partial^h)$ selecting options 1 and 2 using at most $3\delta + S(k-1)$ space. The proof is by induction over the size of $\Gamma \cap \Delta$, we have already established this when $\Gamma \cap \Delta = \emptyset$ (with room to spare), so now we assume the result for cases where $\Gamma \cap \Delta$ is strictly smaller. For the inductive step, first suppose $\Gamma \cap \Delta$ is finite and $l \in \Gamma \cap \Delta$, see the second part of figure 9 for an illustration. If the Western edge of $\text{dom}(h)$ is not simple, then let w be the supremum of the set Z of points z on the Western edge (b, l) such that $S(z)$ has a simple Western edge. By claim 4.6, $w \in \Gamma$, $w \in Z$ and $S(w)$ has a simple Western edge. Since the height of $\partial(h, N(w))$ is less than k , by (4) we get $\rho(B(\partial^h)) \leq \max(\delta + S(k-1), \rho(B(\partial(h, S(w))))$ and $\partial(h, S(w))$ has a simple Western edge. So we may assume that $\text{dom}(h)$ has a simple Western edge. Use Ramsey's theorem to find an infinite sequence $z_0 >_1 z_1 >_1 \dots$ converging to b from the East, all in $W(x)$, where $\partial(h, W(z_j) \cap E(z_i))$ is constant (for $i < j$). We apply lemma 3.11 to show that $\partial(h, W(z_0) \cap E(z_1))$ has a vertically displaced rectangle model and $\partial(h, W(z_0))$ is a Western limit of it. Since $z_0, z_1 \in W(x)$ we know that $\Gamma \cap \Delta$ does not meet $W(z_0) \cap E(z_1)$. So a successful run of $B(\partial^h)$ goes like this.

$$\begin{array}{ll}
 B(\partial^h) & \rightarrow (1, W(z_0), E(z_0), E) \\
 B(\partial(h, W(z_0))) & \rightarrow (2, W(z_0) \cap E(z_1), W) \\
 VD(\partial(h, W(z_0) \cap E(z_1))) & \\
 B(\partial(h, E(z_0))) &
 \end{array}$$

In the first line the run of $B(\partial^h)$ selects option 1 and boundary maps $\partial(h, W(\mathbf{z}_0)), \partial(h, E(\mathbf{z}_0))$ and direction E . By the previous case (where $\Gamma \cap \Delta = \emptyset$) for any subrectangle R of $W(\mathbf{z}_0) \cap E(\mathbf{z}_1)$ we have $\rho(B(\partial(h, R))) \leq \delta + S(k-1)$, so by (3), the space needed to run $VD(\partial(h, W(\mathbf{z}_0) \cap E(\mathbf{z}_1)))$ in the third line is not more than δ (to store $\partial(h, E(\mathbf{z}_0))$) plus $S(k-1) + 2\delta$.

For the case when $\mathbf{l} \notin \Gamma \cap \Delta$ (and $\Gamma \cap \Delta$ is finite), let \mathbf{x} be the leftmost point of $\Gamma \cap \Delta$, see the third part of figure 9. Find a sequence $\mathbf{x}_0, \mathbf{x}_1, \dots$ converging from the West to \mathbf{x} such that $\partial(h, W(\mathbf{x}_i) \cap E(\mathbf{x}_j) \cap N(\mathbf{x}))$ is constant, for $i < j$. $E(\mathbf{x}_0) \cap W(\mathbf{x}) \cap N(\mathbf{x})$ has a simple Eastern edge (by claim 4.6), so we may apply lemma 3.11 to show that $\partial(h, E(\mathbf{x}_0) \cap W(\mathbf{x}_1) \cap N(\mathbf{x}))$ has a vertically displaced rectangle model and $\partial(h, E(\mathbf{x}_0) \cap W(\mathbf{x}) \cap N(\mathbf{x}))$ is an Eastern limit of it. A successful run of $B(\partial^h)$ goes like this.

$$\begin{array}{ll}
B(\partial^h) & \rightarrow (1, W(\mathbf{x}_0), E(\mathbf{x}_0), E) \\
B(\partial(h, W(\mathbf{x}_0))) & \\
B(\partial(h, E(\mathbf{x}_0))) & \rightarrow (1, E(\mathbf{x}_0) \cap W(\mathbf{x}), E(\mathbf{x}), E) \\
B(\partial(h, E(\mathbf{x}_0) \cap W(\mathbf{x}))) & \rightarrow (1, E(\mathbf{x}_0) \cap W(\mathbf{x}) \cap S(\mathbf{x}), E(\mathbf{x}_0) \cap W(\mathbf{x}) \cap N(\mathbf{x}), N) \\
B(\partial(h, E(\mathbf{x}_0) \cap W(\mathbf{x}) \cap S(\mathbf{x}))) & \rightarrow (0) \\
B(\partial(h, E(\mathbf{x}_0) \cap W(\mathbf{x}) \cap N(\mathbf{x}))) & \rightarrow (2, E(\mathbf{x}_0) \cap W(\mathbf{x}_1) \cap N(\mathbf{x}), E) \\
VD(\partial(h, E(\mathbf{x}_0) \cap W(\mathbf{x}_1) \cap N(\mathbf{x}))) & \\
B(\partial(h, E(\mathbf{x}))) & \rightarrow (1, E(\mathbf{x}) \cap N(\mathbf{x}), E(\mathbf{x}) \cap S(\mathbf{x}), S) \\
B(\partial(h, E(\mathbf{x}) \cap N(\mathbf{x}))) & \rightarrow (0) \\
B(\partial(h, E(\mathbf{x}) \cap S(\mathbf{x}))). &
\end{array}$$

The second line requires $\delta + S(k-1)$ space (by the case $\Gamma \cap \Delta = \emptyset$) plus δ to store $\partial(h, E(\mathbf{z}_0))$. The fifth line requires δ (since the height of $\partial(h, E(\mathbf{x}_0) \cap W(\mathbf{x}) \cap S(\mathbf{x}))$ is zero) plus 2δ to store $\partial(h, E(\mathbf{x}))$ and $\partial(h, E(\mathbf{x}_0) \cap W(\mathbf{x}) \cap N(\mathbf{x}))$. Line 7 requires $2\delta + S(k-1)$ space (by (3) and $\Gamma \cap \Delta = \emptyset$ case) plus δ to store $\partial(h, E(\mathbf{x}))$. The final line requires $3\delta + S(k-1)$ space, by the previous case, since $\mathbf{x} \in \Gamma \cap \Delta$ is the left corner of $E(\mathbf{x}) \cap S(\mathbf{x})$. This proves our result for the case where $\Gamma \cap \Delta$ is finite.

Next we show that if $\mathbf{x}, \mathbf{y} \in \Gamma \cap \Delta$ and $\mathbf{x} \approx \mathbf{y}$ then there is a successful run of $B(\partial(h, E(\mathbf{x}) \cap W(\mathbf{y})))$ using at most $4\delta + S(k-1)$ space. We do this by letting \mathbf{x} be the leftmost point of some \approx -equivalence class and showing that the set of $\mathbf{y} \approx \mathbf{x}$ for which there is a successful run of $B(\partial(h, E(\mathbf{x}) \cap W(\mathbf{y})))$ using that amount of space is closed under successors and closed under limits. So suppose $\mathbf{x} \triangleleft \mathbf{y} \in \Gamma \cap \Delta$, $\mathbf{x} \approx \mathbf{y}$ and that there is a run of $B(\partial(h, E(\mathbf{x}) \cap W(\mathbf{y})))$ using only $4\delta + S(k-1)$ space. Let $\mathbf{y}^+ \in \Gamma \cap \Delta$ be an immediate successor of \mathbf{y} . Here is a successful run of $B(\partial(h, E(\mathbf{x}) \cap W(\mathbf{y}^+)))$

$$\begin{array}{ll}
B(\partial(h, E(\mathbf{x}) \cap W(\mathbf{y}^+))) & \rightarrow (1, E(\mathbf{y}) \cap W(\mathbf{y}^+), E(\mathbf{x}) \cap W(\mathbf{y}), W) \\
B(\partial(h, E(\mathbf{y}) \cap W(\mathbf{y}^+))) & \\
B(\partial(h, E(\mathbf{x}) \cap W(\mathbf{y}))). &
\end{array}$$

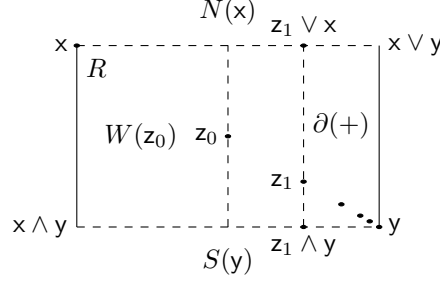
The second line requires only $3\delta + S(k-1)$ space (by previous case where $\Gamma \cap \Delta$ is finite) plus δ to store $\partial(h, E(\mathbf{x}) \cap W(\mathbf{y}))$. The final line requires at most $4\delta + S(k-1)$ space, by assumption.

Now suppose $\mathbf{x} \approx \mathbf{y} \in \Gamma \cap \Delta$, \mathbf{y} is not a successor and for all $\mathbf{z} \in \Gamma \cap \Delta$ with $\mathbf{x} \triangleleft \mathbf{z} \triangleleft \mathbf{y}$ we have $\rho(B(\partial(h, E(\mathbf{x}) \cap W(\mathbf{z})))) \leq 4\delta + S(k-1)$, see figure 10. We must show that there is a successful run of $B(\partial(h, E(\mathbf{x}) \cap W(\mathbf{y})))$ using that amount of space. We start by reducing to the rectangle $R = E(\mathbf{x}) \cap S(\mathbf{x}) \cap W(\mathbf{y}) \cap N(\mathbf{y}) = [\mathbf{x} \wedge \mathbf{y}, \mathbf{x} \vee \mathbf{y}]$. By two applications of (4) we get

$$\rho(B(\partial(h, E(\mathbf{x}) \cap W(\mathbf{y})))) \leq \max(\delta + S(k-1), \rho(B(\partial(h, R))))$$

since the heights of $h|_{N(\mathbf{x}) \cap E(\mathbf{x})}, h|_{W(\mathbf{y}) \cap S(\mathbf{y})}$ are strictly less than k . It remains to show that $\rho(B(\partial(h, R))) \leq 4\delta + S(k-1)$.

By claim 4.10, for each $\epsilon > 0$ there is an ω -sequence or an $\bar{\omega}$ -sequence whose range is to the left of \mathbf{y} but within ϵ of it. For each $\mathbf{z} \in [\mathbf{x} \wedge \mathbf{y}, \mathbf{x} \vee \mathbf{y}]$ let $t^v(h, \mathbf{z})$ be the extended trace of the closed vertical line segment $[\mathbf{z} \wedge \mathbf{y}, \mathbf{z} \vee \mathbf{x}]$ (see definition 2.3). Since \mathbf{y} is not a successor, $\tau^v(\mathbf{y})$ has only one cluster, $\partial(+)$ (disregarding the MCSs at the endpoints, $\mathbf{y}, \mathbf{x} \vee \mathbf{y}$) and $[\mathbf{x} \wedge \mathbf{y}, \mathbf{x} \vee \mathbf{y}]$ has a simple Eastern edge (by claim 4.6). Since the number of extended traces is finite there must be a single extended trace t such that for all $\epsilon > 0$ there are distinct $\mathbf{z}, \mathbf{z}' \in P$ within ϵ of \mathbf{y} belonging to the


 FIGURE 10. y is not a successor

range of an ω -sequence or an $\bar{\omega}$ -sequence, and where $t^v(h, z) = t^v(h, z') = t$. Since they are in the range of the same ω -sequence or $\bar{\omega}$ -sequence, there are only finitely many points in $P \cap [z \wedge z', z \vee z']$. Let z_0, z_1, \dots be a sequence converging from the left to y such that $t^v(h, z_i) = t$ (all i). Observe that $\partial(h, E(z_i) \cap W(z_j) \cap N(y) \cap S(x))$ is constant (for $i < j$) so by lemma 3.11 $\partial(h, E(z_0) \cap R)$ is an Eastern limit of it. So a successful run of $B(\partial(h, R))$ is:

$$\begin{aligned}
 B(\partial(h, R)) &\rightarrow (1, R \cap E(z_0), R \cap W(z_0), W) \\
 B(\partial(h, R \cap E(z_0))) &\rightarrow (2, R \cap E(z_0) \cap W(z_1), E) \\
 VD(\partial(h, R \cap E(z_0) \cap W(z_1))) & \\
 B(\partial(h, R \cap W(z_0))) &
 \end{aligned}$$

The third line uses space $3\delta + S(k-1)$ space (by (3) and by the case where $\Gamma \cap \Delta$ is finite, since $\partial(h, R \cap E(z_0) \cap W(z_1)) = \partial(h, R \cap E(z) \cap W(z'))$ plus δ to store $\partial(h, R \cap W(z_0))$ and the last line uses space $4\delta + S(k-1)$, by our assumption. We conclude that $x \approx y$ implies there is a successful run of $B(\partial(h, E(x) \cap W(y)))$ using only $4\delta + S(k-1)$ space.

Finally, we prove the main lemma by showing that if h has height k then there is a successful run of $B(\partial^h)$ using at most $S(k)$ space. If there is only one \approx -equivalence class then there is a successful run of $B(\partial^h)$ using only $4\delta + S(k-1)$ space, as we have seen. Suppose there is more than one \approx -equivalence class. Let S_0, S_1 be the \approx -equivalence classes of l, r , respectively, and let $x_0 = r(S_0)$, $x_1 = l(S_1)$, see figure 8. A successful run of $B(\partial^h)$ will first reduce to the problem of running $B(\partial(h, [x_0 \wedge x_1, x_0 \vee x_1]))$, using (4) four times and removing $W(x_0), E(x_1)$, $[x_0 \wedge r, x_1]$ and $[x_0, l \vee x_1]$ from the domain of h (see figure 8). By (4) and the foregoing, the space required is at most $\delta + (4\delta + S(k-1))$, or $\rho(B(\partial(h, [x_0 \wedge x_1, x_0 \vee x_1])))$ if greater. By claim 4.13 $\partial(h, [x_0 \wedge x_1, x_0 \vee x_1])$ is a shuffle of boundary maps $\{\partial(h, R(S)) : S \in E \setminus \{S_0, S_1\}\}$. By lemma 3.5, it is either a shuffle of a subset $\{\partial(h, R(S)), \partial_{h(x)}\}$ (some $S, \{x\} \in E \setminus \{S_0, S_1\}$) or it is a shuffle of n boundary maps $\{\partial(h, R(S_i)) : i < n\}$ from this shuffle set, where each $\partial(h, R(S_i))$ has height strictly less than k . In the former case there is a successful run of $B(\partial(h, [x_0 \wedge x_1, x_0 \vee x_1]))$ that selects $(3a, h(x), R(S))$, checks that ∂ is a shuffle of $\{\partial(h, R(S)), \partial_{h(x)}\}$, using space 2δ , and then runs $B(\partial(h, R(S)))$ (if $R(S)$ is proper) using only $4\delta + S(k-1)$ space (by the previous case $x, y \in \Gamma \cap \Delta$, $x \approx y$). In the latter case, there is a successful run of $B(\partial(h, [x_0 \wedge x_1, x_0 \vee x_1]))$ which selects $(3b, \{R(S_i) : i < n\})$ initially, solves each $B(\partial(h, R(S_i)))$, one at a time using space $S(k-1)$, plus $n\delta$ to store $\{\partial(h, R(S_i)) : i < n\}$, and then checks that ∂ is a shuffle of $\{\partial(h, R(S_i)) : i < n\}$ using $(n+1)\delta$ space. Either way, the space required will not exceed $\max\{5, n\} \cdot \delta + S(k-1) = S(k)$. \square

Theorem 5.2. *The complexity of determining satisfiability of a temporal formula over two dimensional Minkowski spacetime (either irreflexive or reflexive) is PSPACE-complete.*

Proof. By lemma 4.14, a temporal formula ϕ is satisfiable in $(\mathbb{R}^2, <)$ iff there are four boundary maps $\partial_1, \partial_2, \partial_3, \partial_4 \in B$ such that $(\partial_1 \oplus_E \partial_2) \oplus_N (\partial_3 \oplus_E \partial_4)$ is an open boundary map and $\phi \in \partial_1(t)$ ($= \partial_2(l) = \partial_3(r) = \partial_4(b)$). By lemma 5.1 this can be checked non-deterministically by algorithm 2 using only space $4 \times S(n) = O(n^5)$. Since $\text{NPSPACE} = \text{PSPACE}$ it follows that satisfiability (and validity) over $(\mathbb{R}^2, <)$ is in PSPACE. Validity over (\mathbb{R}^2, \leq) reduces to validity




FIGURE 11. (a) A triangular boundary map, (b) the join of τ_1, ∂ and τ_2

over $(\mathbb{R}^2, <)$ so the former problem is also in PSPACE. On the other hand, the purely modal logic of (\mathbb{R}^2, \leq) (with no past operator) is **S4.2** [Gol80], and this logic is known to be PSPACE hard [Shap05, theorem 20], based on [Lad77]. Trivially, the purely modal logic of (\mathbb{R}^2, \leq) reduces to the temporal logic over (\mathbb{R}^2, \leq) which reduces to the temporal logic over $(\mathbb{R}^2, <)$, so these temporal logics are PSPACE-hard. \square

6. TEMPORAL LOGICS OF INTERVALS

These decidability results can be modified to work for certain temporal logics of intervals.

Theorem 6.1. *Let D be the open half plane $\{(x, y) \in \mathbb{R}^2 : y > x\}$ and let $\leq, <$ denote the restrictions of the relations on \mathbb{R}^2 defined in section 2.2 to D . Validity over $(D, <)$ and validity over (D, \leq) are PSPACE-complete.*

Sketch of Proof Its not hard to show that a purely modal formula is satisfiable in (\mathbb{R}^2, \leq) if and only if it is satisfiable in (D, \leq) , so we get PSPACE-hardness by the results cited above.

To show that the validity problem for the temporal logic over $(D, <)$ is in PSPACE, the proof is similar to the proofs of theorem 4.15 and lemma 5.1, but as well as rectangle models we also consider triangle models. A *triangle* has vertices $(a, a), (b, b), (a, b)$ (some $a < b$) and it is either $\{(x, y) : y > x, a < x, y < b\}$ (open), $\{(x, y) : y > x, a < x < b, a < y \leq b\}$ (includes N), $\{(x, y) : y > x, a \leq x < b, a < y < b\}$ (includes W), or $\{(x, y) : x < y, a \leq x < b, a < y \leq b\}$ (includes N, W, l). A triangular map is a coherent function from a triangle to MCSs where all defects are passed to boundary points, as in definition 2.6. A *triangular boundary map* (see figure 11) is a partial coherent map τ from $\{N, W\} \cup \{l\} \cup \{-, +\}$ to traces (for the first two), MCSs (for the next one) and clusters (for the last two), whose domain is either $\{-, +\}, \{-, +, N\}, \{-, +, W\}$ or $\{-, +, N, W, l\}$, where every future defect of $\tau(+)$ is passed up to the final cluster of $\tau(N)$ and every past defect of $\tau(-)$ must be passed down to the initial cluster of $\partial(W)$, cf. definition 3.1. The height of a triangular map is the length of the longest chain of clusters from the lower to the upper cluster of the triangular map. If h is a triangular map then τ^h is the triangular boundary map induced by h . Then we define a set T_0 of triangular boundary maps τ satisfying $\tau(-) = \tau(+)$, where all past defects of $\tau(N)$ are passed down to either $\tau(l)$ or $\tau(+)$, and dual conditions. If τ_1, τ_2 are triangular boundary maps, ∂ is a rectangular boundary map, $\partial(S), \partial(E)$ are defined, $\tau_1(N) = \partial(S), \partial(E) = \tau_2(W), \tau_1(l) = \partial(b), \tau_2(l) = \partial(t)$ then we may define the triangular join of $\tau = \tau(\tau_1, \partial, \tau_2)$ to be the triangular boundary map illustrated in figure 11(b), so $\tau(W) = \tau_1(W) + \tau_1(l) \partial(W), \tau(+)=\tau_2(+)$, etc.

Suppose we have defined a set T_k of triangular maps of height at most k and established that $\tau \in T_k$ iff there is a triangular map h of height at most k such that $\tau = \tau^h$ (easy to check for $k = 0$). Let T_{k+1} be the union of T_k and the set of triangular joins $\tau(\tau_1, \partial, \tau_0)$, where $\tau_1 \in T_k, \partial \in B$ and $\tau_0 \in T_0$. If $\tau \in T_{k+1}$ it is not hard to construct a triangular map h such that $\tau = \tau^h$, by joining together triangular maps for τ_0, τ_1 and a rectangular map for ∂ . Conversely, let h be a triangular map of height $k + 1$. Let x be the infimum of the set of points on the line $y = x$ such that $h \upharpoonright_{E(x)}$ has the same lower and upper cluster. Then the height of $h \upharpoonright_{E(x)}$ is zero and the height of $h \upharpoonright_{S(x)}$ is no more than k (see figure 11(b)). Also, $h \upharpoonright_{N(x) \cap W(x)}$ is a rectangle model. Inductively $\tau_0 = \tau^h \upharpoonright_{E(x)} \in T_0, \tau_1 = \tau^h \upharpoonright_{S(x)} \in T_k$ and by lemma 4.1, $\partial = \partial(h, N(x) \cap W(x)) \in B$, Hence τ^h is the triangular join $\tau(\tau_1, \partial, \tau_0)$ and belongs to T_{k+1} .

A non-deterministic algorithm to check if τ belongs to T_{k+1} guesses τ_0, ∂ and τ_1 , checks that they join to make τ , checks $\tau_0 \in T_0$, checks $\partial \in B$ and checks $\tau_1 \in T_k$ and this can be done using only polynomial space.

To check if ϕ is satisfiable in $(D, <)$ we check if there is an open triangular boundary map in T_n that may be decomposed as $\tau(\tau_1, \partial, \tau_0)$ and ϕ is satisfiable in a rectangle map whose boundary map is ∂ (use lemma 4.14). All this can be done with polynomial space. \square

Let $\mathcal{I} = \{(x, y) : x < y \in \mathbb{R}\}$ be the set of intervals with real endpoints and consider the following two binary relations over \mathcal{I} :

$$\begin{aligned} L &= \{\text{before, meets, overlaps, ended_by, starts}\} \\ LE &= L \cup \{\text{equals}\} \end{aligned}$$

i.e. for intervals i, j , $(i, j) \in LE$ iff the start of j is not before the start of i and the end of j is not before the end of i , and L is the irreflexive restriction of L .

Corollary 6.2. *The temporal logics over the frames (\mathcal{I}, L) and (\mathcal{I}, LE) are PSPACE-complete.*

Proof. The frame $(D, <)$ is identical to the frame (\mathcal{I}, L) . The frame (D, \leq) is identical to the frame (\mathcal{I}, LE) . \square

Definition 6.3. *Let $\mathcal{P} = (P, <)$ be a finite set with a transitive relation, for each $p \in P$ consider the point as a propositional letter. Let $\Delta(\mathcal{P})$ be the formula*

$$\begin{aligned} \mathbf{GH} \quad [& \bigvee P & & \wedge \\ & \bigwedge_{p \neq q \in P} \neg(p \wedge q) & & \wedge \\ & \bigwedge_{p \neq q, p < q \in P} (p \rightarrow \mathbf{F}q) \wedge (q \rightarrow \mathbf{P}p) & & \wedge \\ & \bigwedge_{p \neq q, p \not< q \in P} (p \rightarrow \mathbf{G}\neg q) \wedge (q \rightarrow \mathbf{H}\neg p) \\ &] \end{aligned}$$

Note that $\Delta(\mathcal{P})$ does not contain either $p \rightarrow \mathbf{F}p$ or $p \rightarrow \mathbf{G}\neg p$, for $p \in \mathcal{P}$, making the formula indifferent to reflexivity. We also define a formula $\Delta^+(\mathcal{P})$ in a similar way, but here if p is an irreflexive point we include an additional conjunct $p \rightarrow \mathbf{G}\neg p$ and if p is a reflexive point we include a conjunct $p \rightarrow (\mathbf{F}p \wedge \mathbf{P}p)$ in the scope of \mathbf{GH} . $\Delta^+(\mathcal{P})$ has a strong opinion about reflexivity.

Since these formulas are in the scope of \mathbf{GH} , which acts as a universal modality for directed frames, the point of evaluation of $\Delta(\mathcal{P})$ or $\Delta^+(\mathcal{P})$ makes no difference, so we may write $\mathcal{F} \models \Delta(\mathcal{P})$ instead of $\mathcal{F}, x \models \Delta(\mathcal{P})$, where x is a point in the directed frame \mathcal{F} . Clearly, $\Delta(\mathcal{P})$ and $\Delta^+(\mathcal{P})$ are true in the frame \mathcal{P} under the valuation which makes the proposition p true at the node p and nowhere else (for each $p \in \mathcal{P}$). Furthermore, if \mathcal{P}' is obtained from \mathcal{P} by adding or subtracting reflexive edges then $\mathcal{P}' \models \Delta(\mathcal{P})$.

We now consider another half-plane $\{(x, y) \in \mathbb{R}^2 : x + y > 0\}$ and a bounded triangular frame $(A, <)$ where the base set is

$$A = \{(x, y) : 0 < x, y < 1, x + y > 1\}.$$

The unbounded real half plane and this triangular frame are equivalent (essentially, by lemma 2.5). We consider the validity problem for $(A, <)$. The trick we used for the half-plane D won't work this time because the boundary line $x + y = 1$ is not time-like and cannot in general be described by a finite ordered sequence of clusters and MCSs. Also note that the past directed confluence axiom

$$\mathbf{PH}p \rightarrow \mathbf{HP}p$$

can fail in $(A, <)$ whereas it is valid over $(\mathbb{R}^2, <)$ and $(D, <)$. However, we provide a p -time reduction of the validities of $(A, <)$ to those of the closed unit square $\text{Sq} = ([0, 1] \times [0, 1], <)$. The validity problem over Sq can be checked with polynomial space, essentially by using algorithm 2, as we argue below.

Let $\mathbf{b}, \mathbf{t}, \mathbf{l}, \mathbf{r}, \mathbf{N}, \mathbf{S}, \mathbf{E}, \mathbf{W}, \delta_1, \delta_2, \alpha, \beta$ be propositions that do not occur in ϕ (where the first four are intended to represent the four corners of the square, the next four are intended for the four

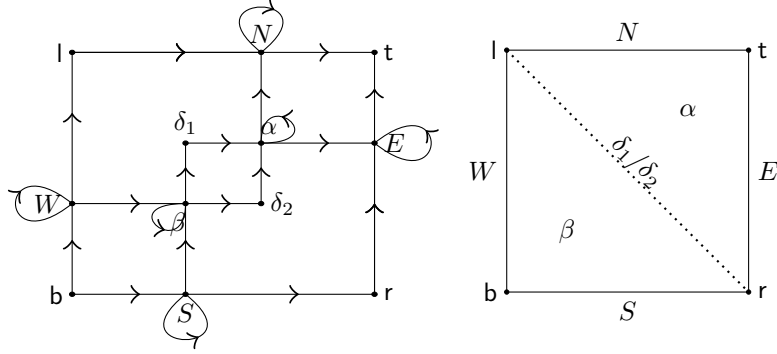


FIGURE 12. The transitive relation \mathcal{P} and a model (\mathbf{Sq}, v_0) of $\Delta^+(\mathcal{P})$.

sides of the square, δ_1, δ_2 are intended for the diagonal line from l to r , α and β are intended for the interior of the square above and below the diagonal, respectively). Let \mathcal{P} be the transitive relation illustrated on the left in figure 12. Let $v_0 : \mathbf{props} \rightarrow \wp([0, 1] \times [0, 1])$ be the valuation over \mathbf{Sq} illustrated in figure 12 on the right, defined by

$$\begin{aligned}
 v_0(\mathbf{b}) &= \{(0, 0)\} & v_0(\mathbf{t}) &= \{(1, 1)\} \\
 v_0(\mathbf{l}) &= \{(0, 1)\} & v_0(\mathbf{r}) &= \{(1, 0)\} \\
 v_0(\mathbf{S}) &= \{(x, 0) : 0 < x < 1\} & v_0(\mathbf{W}) &= \{(0, y) : 0 < y < 1\} \\
 v_0(\mathbf{N}) &= \{(x, 1) : 0 < x < 1\} & v_0(\mathbf{E}) &= \{(1, y) : 0 < y < 1\} \\
 v_0(\alpha) &= \{(x, y) : x + y > 1, x, y < 1\} & v_0(\beta) &= \{(x, y) : x + y < 1, x, y > 0\} \\
 v_0(\delta_1) &= d_1 & v_0(\delta_2) &= d_2
 \end{aligned}$$

where d_1, d_2 form a dense partition of the diagonal $\{(x, y) : x + y = 1, x, y > 0\}$.

Lemma 6.4. $(\mathbf{Sq}, v_0) \models \Delta^+(\mathcal{P})$. Conversely, let w be any valuation such that $(\mathbf{Sq}, w) \models \Delta^+(\mathcal{P})$. Let w' be obtained from w by reflection in $y = x$, i.e. $w'(p) = \{(y, x) : (x, y) \in w(p)\}$, for each proposition p . Then either w or w' agrees with v_0 on $\mathbf{b}, \mathbf{t}, \mathbf{l}, \mathbf{r}, \mathbf{N}, \mathbf{S}, \mathbf{E}, \mathbf{W}$, and $w(\delta_1) \cup w(\delta_2)$ is a continuous spatial open line segment d from $(0, 1)$ to $(1, 0)$, $w(\alpha)$ is the interior of the square above d and $w(\beta)$ is the interior of the square below d .

Proof. The first part is easily verified. For the second part, since $\Delta^+(\mathcal{P}) \models \mathbf{b} \rightarrow \mathbf{H}\perp$ we must have $w(\mathbf{b}) = \{(0, 0)\}$ and similarly $w(\mathbf{t}) = \{(1, 1)\}$. Since $\Delta^+(\mathcal{P})$ entails $\mathbf{b} \rightarrow \mathbf{G}(\neg\mathbf{F}\mathbf{l} \vee \neg\mathbf{F}\mathbf{r})$ and $\mathbf{t} \rightarrow \mathbf{H}(\neg\mathbf{P}\mathbf{l} \vee \neg\mathbf{P}\mathbf{r})$ it follows that $w(\mathbf{l})$ is either $\{(0, 1)\}$ or $\{(1, 0)\}$ and $w(\mathbf{r})$ is the other singleton. It is then easy to see that $(\mathbf{Sq}, w) \models \Delta^+(\mathcal{P})$ forces either w or w' to agree with v_0 on $\mathbf{b}, \mathbf{t}, \mathbf{l}, \mathbf{r}, \mathbf{N}, \mathbf{S}, \mathbf{E}, \mathbf{W}$. Since $w(\beta)$ is downward closed within the interior of the square, by lemma 2.11 its upper boundary is homeomorphic to a line segment (clearly it contains more than just one point), similarly $w(\alpha)$ is upward closed within the interior of the square and its lower boundary is homeomorphic to an open line segment. All points in the open set between these boundary lines must be within $w(\delta_1) \cup w(\delta_2)$, but since δ_1, δ_2 are irreflexive in \mathcal{P} there can be no such points, hence these two boundaries are identical. Since $\beta \rightarrow \mathbf{F}\delta_1$ and $\beta \rightarrow \mathbf{F}\delta_2$ are included in $\Delta^+(\mathcal{P})$ it follows that this common boundary line is spatial and densely covered by $w(\delta_1)$ and $w(\delta_2)$. Since every point in $w(\mathbf{N}) \cup w(\mathbf{E})$ is above points in $w(\delta_1)$ and points in $w(\delta_2)$ and every point in $w(\mathbf{W}) \cup w(\mathbf{S})$ is below points in $w(\delta_1)$ and points in $w(\delta_2)$, it follows that the common boundary line runs from $(0, 1)$ to $(1, 0)$. \square

Now, for the reduction of the validities of $(A, <)$ to those of \mathbf{Sq} , let ϕ be any temporal formula not involving any of the propositions in \mathcal{P} . Recall from definition 2.1 that ϕ_a is obtained from ϕ by finding an equivalent formula in negation normal form and then relativising to a . Our reduction ρ maps ϕ to

$$\rho(\phi) = \Delta^+(\mathcal{P}) \wedge \phi_a.$$

Lemma 6.5. *Let ϕ be a temporal formula. ϕ is satisfiable in $(A, <)$ if and only if $\rho(\phi)$ is satisfiable in \mathbf{Sq} .*

Proof. Suppose ϕ is satisfiable in $(A, <)$, say $(A, <, v), x \models \phi$ (some valuation v , some $x \in A$). Now let v' be identical to v on propositions occurring in ϕ but identical to v_0 on propositions $\mathbf{b}, \mathbf{t}, \mathbf{l}, \mathbf{r}, \mathbf{N}, \mathbf{S}, \mathbf{E}, \mathbf{W}, d_1, d_2, a, b$. Then $(\mathbf{Sq}, v) \models \rho(\phi)$, by lemmas 6.4 and 2.2.

Conversely suppose $(\mathbf{Sq}, v), x \models \rho(\phi)$, some x necessarily in $v(a)$. By lemma 2.2 we may assume that $v(s) \subseteq v(a)$, for each proposition s in ϕ . By lemma 6.4 we know that $v(d_1) \cup v(d_2)$ is a spatial line from $(0, 1)$ to $(1, 0)$ so by lemma 2.5 there is an equivalent structure $(\mathbf{Sq}, v') \models \rho(\phi)$ where $v'(d_1) \cup v'(d_2)$ is the line $x + y = 1$ so $v'(a) = A$. Recall from definition 2.1 that $(A, <, v'_a)$ is the structure obtained from (\mathbf{Sq}, v') by relativising to A . By lemma 2.2 we deduce that $(A, <, v'_a) \models \phi$, so ϕ is satisfiable in a model on the frame $(A, <)$. \square

Hence,

Theorem 6.6. *The interval logics (\mathcal{I}, \subset) and (\mathcal{I}, \subseteq) are PSPACE-complete, where \subseteq is the containment relation between intervals {equals, starts, during, ends} and \subset is the strict containment relation {starts, during, ends}.*

Proof. First we check that satisfiability (hence also validity) over the frame \mathbf{Sq} is decidable in PSPACE. To check if a temporal formula ϕ is satisfiable in \mathbf{Sq} we check if there are four closed proper boundary maps $\partial_1, \partial_2, \partial_3, \partial_4 \in B$ (using algorithm 2) that fit together at a common corner containing ϕ , i.e. $\phi \in \partial_1(\mathbf{r}) = \partial_2(\mathbf{b}) = \partial_3(\mathbf{t}) = \partial_4(\mathbf{l})$, and where the join $(\partial_3 \oplus_E \partial_4) \oplus_N (\partial_1 \oplus_E \partial_2)$ has no external defects. This can be checked using polynomial space, by lemma 5.1.

Let λ be an order isomorphism from $(\mathbb{R}, <)$ onto $((0, 1), <)$. The map $f : \mathcal{I} \rightarrow A$ defined by $f(x, y) = (1 - \lambda(x), \lambda(y))$ is an isomorphism from (\mathcal{I}, \subset) onto $(A, <)$. Since the validity problem for $(A, <)$ reduces to the validity problem for \mathbf{Sq} which is in PSPACE, it follows that the interval logic of strict containment is in PSPACE. The satisfiability problem for (\mathcal{I}, \subseteq) reduces to the satisfiability problem for (\mathcal{I}, \subset) so the interval logic of (non-strict) containment is also in PSPACE. The purely modal logic (\mathcal{I}, \subseteq) is **S4.2**, so these temporal logics are PSPACE-hard, by [Shap05, theorem 20]. \square

7. DISTINGUISHING FORMULAS

The formula $p \wedge \mathbf{G}\neg p$ is satisfiable in any frame with an irreflexive point, but not in reflexive frames, the past operator \mathbf{P} is not required to distinguish these two kinds of frames. We mentioned at the beginning that the purely modal language cannot distinguish between two or three dimensional reflexive Minkowski spacetime, nor is there a difference between the logics of these frames and the logic of a similar frame where the coordinates are restricted to the rational numbers — in each case the modal logic is **S4.2**. However, with temporal operators the logics of these different frames are not the same. Recall from definition 6.3 the formula $\Delta(\mathcal{P})$, for any transitive relation \mathcal{P} .

Theorem 7.1. *Let $\mathcal{P}_1, \mathcal{P}_2$ be the partial orders shown in figure 13.*

- (1) *The formula $\Delta(\mathcal{P}_1)$ is satisfiable in (\mathbb{Q}^2, \leq) and $(\mathbb{Q}^2, <)$ but not in (\mathbb{R}^2, \leq) nor in $(\mathbb{R}^2, <)$.*
- (2) *The formula $\Delta(\mathcal{P}_2)$ is satisfiable in (F^3, \leq) and $(F^3, <)$ but not in (F^2, \leq) or $(F^2, <)$, where F is either \mathbb{R} or \mathbb{Q} .*

Proof. To see that $\Delta(\mathcal{P}_1)$ is satisfiable in (\mathbb{Q}^2, \leq) and $(\mathbb{Q}^2, <)$ we define a valuation $v : \mathbf{props} \rightarrow \wp(((0, 1) \times (0, 1)) \cap \mathbb{Q}^2)$ which satisfies $\Delta(\mathcal{P}_1)$, regardless of whether the accessibility relation is reflexive or irreflexive. Essentially, this model is built like a Cantor set.

To start with, let $v(u) = \{(x, y) : x + y < 1, x, y \in (0, 1) \cap \mathbb{Q}\}$ and $v(s) = \{(x, y) : x + y > 1, x, y \in (0, 1) \cap \mathbb{Q}\}$. The diagonal line $x + y = 1, 0 < x < 1$ is considered as a single open gap. Points near this diagonal may get reassigned as the construction proceeds. At a finite stage of the construction there will be a finite number of open gaps along the diagonal. At the next stage we have two choices. We may pick some $i < 4$ and place a closed square in the central third of the open gap, with the centre of the new square on the main diagonal. Every point in the

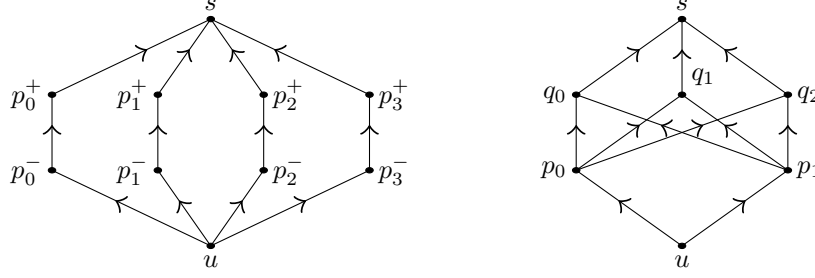


FIGURE 13. Partial orders: \mathcal{P}_1 is a non-distributive lattice and \mathcal{P}_2 is not even a lattice. $\Delta(\mathcal{P}_1)$ is satisfiable in two dimensional rational frames, but not in two dimensional real frames. $\Delta(\mathcal{P}_2)$ is satisfiable in three dimensions but not in two dimensions.

new square is now added to $v(p_i^-)$ except the top corner which is added to $v(p_i^+)$, removing all points in the new square and below the main diagonal from $v(u)$ and all points in the new square above the diagonal from $v(s)$. Alternatively, pick any point in any open gap (there are countably many such points) and create a closed square within the gap centred on the diagonal, covering the chosen point, with all points of the square added to $v(p_0^-)$ except the top corner which is added to $v(p_0^+)$ (removing off diagonal points from $v(u)/v(s)$ as before). In either case a single open gap is replaced by two smaller open gaps, with the new closed square between them. Continue in this way ensuring that within every open gap, for each $i < 4$, eventually a closed square using p_i^-, p_i^+ is inserted and every point along the diagonal gets covered by a closed square eventually. Since there are only countably many points and countably many open segments created in the process, this can be scheduled. The limit of this process (well defined, since each point gets reassigned at most once) is the valuation v . By this construction, every point in $v(u)$ is below a square whose bottom corner is in $v(p_i^-)$ (for each $i < 4$) and every point in $v(p_i^-)$ is in a closed square whose top corner is in $v(p_i^+)$, which in turn is below points in $v(s)$, furthermore all the closed squares placed along the diagonal are incomparable. Hence $\Delta(\mathcal{P}_1)$ is true in this rational model, whether the accessibility relation is reflexive or irreflexive.

However, we show next that $\Delta(\mathcal{P}_1)$ cannot be satisfied in (\mathbb{R}^2, \leq) or $(\mathbb{R}^2, <)$. Suppose instead that $\Delta(\mathcal{P}_1)$ could be satisfied in (\mathbb{R}^2, \leq) or $(\mathbb{R}^2, <)$, let v be a valuation satisfying $\Delta(\mathcal{P}_1)$ (in either reflexive or irreflexive frame). Pick any $x_0 < x_1$ with $x_0 \in v(u)$ and $x_1 \in v(s)$. Let Γ be the upper boundary of $v(u) \cap [x_0, x_1]$, it is homeomorphic to a closed line segment, by lemma 2.11. Suppose $\Gamma \cap v(u) \neq \emptyset$, let $x \in v(u) \cap \Gamma$. There are incomparable points $y_i \geq x$ with $y_i \in v(p_i^-)$. Since $x \in \Gamma$ we have $S = \{y : x < y\} \subseteq \bigcup_{i < 4} (v(p_i^-) \cup v(p_i^+)) \cup v(s)$. For each $i < 4$, either $y_i >_1 x$, $y_i >_2 x$ or $y_i \succ x$, so there are distinct i, j such that y_i, y_j both belong to $\{y : y >_1 x\}, \{y : y >_2 x\}$ or S . Since y_i, y_j are incomparable they cannot belong to the same ordered line segment, hence they both belong to S . But if $y_i \succ x \in \Gamma$ and $y_i \in v(p_i^-)$ then $x < z < y_i \rightarrow z \in v(p_i^-)$, hence $y_j \in S$ must be above some $z \in v(p_i^-)$, contradicting $\Delta(\mathcal{P}_1)$. We deduce that $\Gamma \cap v(u) = \emptyset$, similarly, $v(s) \cap [x_0, x_1]$ is disjoint from its lower boundary. Thus $\Gamma \subseteq \bigcup_{i < 4} (v(p_i^-) \cup v(p_i^+))$. Let $M(\Gamma) = \{x \in \Gamma : y < x \rightarrow y \notin \Gamma\}$, the set of minimal points of Γ . For each $x \in \Gamma$ there is $y \leq x$ with $y \in M(\Gamma)$, since Γ is closed, furthermore y is unique (if $y_1, y_2 \in M(\Gamma)$, $y_1, y_2 \leq x$ and $x \in v(p_i^-) \cup v(p_i^+)$, some $i < 4$, then points between y_1 and y_2 cannot see witnesses of p_j^- in their future, for $j \neq i < 4$). Write $m(x)$ for the unique point in $M(\Gamma)$ below $x \in \Gamma$. Define an equivalence relation \approx over Γ by letting $x \approx y \iff m(x) = m(y)$. By closure of Γ the supremum of $\{y \in \Gamma : y \geq_1 x\}$ is in Γ and above $m(x)$, and similarly for $\{y \in \Gamma : y \geq_2 x\}$. Hence, each \approx -equivalence class is homeomorphic to a closed line segment. By lemma 2.9, uncountably many equivalence classes are singleton points. Let $x = m(x)$ be a non-extremal singleton point, say $x \in v(p_i^-)$ (some $i < 4$). There is $x^+ > x$ with $x^+ \in v(p_i^+)$. But then, there is y with either $x <_1 y \leq x^+$ or $x <_2 y \leq x^+$, either way we get $y \in v(p_i^-) \cup v(p_i^+)$. Suppose $y \notin \Gamma$, so it is in the interior of $v(p_i^-) \cup v(p_i^+)$. Then there are incomparable points $z_1, z_2 < y$ with $z_1, z_2 \in v(p_i^-) \cup v(p_i^+)$

and $\mathbf{z}_1 \wedge \mathbf{z}_2 \in v(u)$, so $\mathbf{z}_1 \wedge \mathbf{z}_2$ cannot see p_j^- in its future, for $j \neq i < 4$, a contradiction. We conclude that $\mathbf{y} \in \Gamma$. Since \mathbf{y} is distinct from \mathbf{x} this contradicts the fact that the equivalence class of \mathbf{x} is a singleton.

For the second part we construct a model for $\Delta(\mathcal{P}_2)$ over (F^3, \leq) and over $(F^3, <)$ (where F is either \mathbb{R} or \mathbb{Q}) by defining a satisfying propositional valuation v . We use cylindrical coordinates $[r, \theta, t]$ where r, θ are the modulus and argument of the spatial part and t is the time coordinate. The surface of the future lightcone from the origin O is given by $r = t, t > 0, 0 \leq \theta < 2\pi$. Let $\lambda : [0, 2\pi) \rightarrow \{0, 1, 2\}$ be a dense function (i.e. $0 \leq a < b < 2\pi, i < 3 \rightarrow \exists c (a \leq c \leq b \wedge \lambda(c) = i \wedge \tan^{-1}(c) \in \mathbb{Q})$, the requirement $\tan^{-1}(c) \in \mathbb{Q}$ ensures that the line $r = t > 0, \theta = c$ meets \mathbb{Q}^3 densely). We let $v(s)$ be the interior of the future lightcone with apex at the origin O , we let $v(q_0), v(q_1), v(q_2)$ partition the surface of the future lightcone not including O , let $v(p_0) = \{O\}$, $v(p_1)$ be the set of points incomparable with O and let $v(u)$ be the set of points strictly below O , more precisely:

$$\begin{aligned} [r, \theta, t] \in v(s) &\iff 0 \leq r < t && \text{(inside future lightcone)} \\ [r, \theta, t] \in v(q_{\lambda(\theta)}) &\iff r = t > 0 && \text{(on surface of future lightcone)} \\ [r, \theta, t] \in v(p_0) &\iff r = t = 0 && \text{(origin)} \\ [r, \theta, t] \in v(p_1) &\iff r > |t| && \text{(incomparable with origin)} \\ [r, \theta, t] \in v(u) &\iff r \leq -t, t < 0 && \text{(below origin)}. \end{aligned}$$

In the case where $F = \mathbb{Q}$ we must restrict to points with rational coordinates, but no other modifications are needed. By this construction, every point in $v(s)$ is above points in $v(q_i)$ for $i < 3$ (and conversely every point in $v(q_i)$ is below a point in $v(s)$), every point in $v(q_i)$ is above the origin, so above a point in $v(p_0)$ and above points in $v(p_1)$ (and conversely), and every point is above a point in $v(u)$, furthermore there are no points in $v(q_i)$ above or below points in $v(q_j)$ for $i \neq j < 3$ and there are no points in $v(p_0) = \{O\}$ above or below points in $v(p_1)$. Every point in F^3 belongs to $v(a)$ for exactly one proposition a . Hence $(F^3, \leq), v \models \Delta(\mathcal{P}_2)$ and $F^3, <, v \models \Delta(\mathcal{P}_2)$.

Finally we must show that $\Delta(\mathcal{P}_2)$ is not satisfiable in (F^2, \leq) or $(F^2, <)$. Suppose, for contradiction, that $v : \text{props} \rightarrow \wp(D)$ is a propositional valuation, where D is either \mathbb{R}^2 or \mathbb{Q}^2 , such that $(D, \leq), v \models \Delta(\mathcal{P}_2)$ or $(D, <), v \models \Delta(\mathcal{P}_2)$. We will fix D, v and either \leq or $<$ for the rest of this proof so we may write $\mathbf{x} \models \phi$ instead of $(D, \leq), v, \mathbf{x} \models \phi$ or $(D, <), v, \mathbf{x} \models \phi$, where $\mathbf{x} \in D$. There must be $\mathbf{x} \in D$ such that $\mathbf{x} \models p_0$ and there must be incomparable points $\mathbf{y}_i > \mathbf{x}$ where $\mathbf{y}_i \models q_i$ for $i < 3$. For any three incomparable points in D , one of them is between the other two. Without loss, \mathbf{y}_1 is between \mathbf{y}_0 and \mathbf{y}_2 , so $\mathbf{x} \prec \mathbf{y}_1$. Observe that for all $\mathbf{z} \leq \mathbf{y}_1$ either $\mathbf{z} \leq \mathbf{y}_0, \mathbf{z} \leq \mathbf{y}_2$ or $\mathbf{z} \geq \mathbf{y}_0 \wedge \mathbf{y}_2$, hence either $\mathbf{z} \leq \mathbf{y}_0 \wedge \mathbf{y}_1, \mathbf{z} \leq \mathbf{y}_1 \wedge \mathbf{y}_2$ or $\mathbf{x} \leq \mathbf{z} \leq \mathbf{y}_1$. For all $\mathbf{z} \in [\mathbf{x}, \mathbf{y}_1]$ we have $\mathbf{z} \models (p_0 \vee q_1)$ and $\mathbf{y}_0 \wedge \mathbf{y}_1 \models p_0, \mathbf{y}_1 \wedge \mathbf{y}_2 \models p_0$. It follows that for all $\mathbf{z} \leq \mathbf{y}_1$ either $\mathbf{z} \models q_1, \mathbf{z} \models p_0$ or $\mathbf{z} \models u$. In particular, there is no $\mathbf{z} \leq \mathbf{y}_1$ where $\mathbf{z} \models p_1$, contradicting the assumption that $\Delta(\mathcal{P}_2)$ is true in this model. \square

Observe that $\Delta(\mathcal{P}_1), \Delta(\mathcal{P}_2)$ are consistent with \mathbf{Ax} (since they are true in the irreflexive, transitive, directed frames shown in figure 13) but they are not satisfiable in $(\mathbb{R}^2, <)$ and $\Delta(\mathcal{P}_2)$ is not satisfiable in $(\mathbb{Q}^2, <)$, by theorem 7.1. It follows that \mathbf{Ax} is not complete for the validities of $(\mathbb{R}^2, <)$ or $(\mathbb{Q}^2, <)$.

We conclude with some open problems:

- (1) Find a sound and complete axiomatisation of the temporal validities of (\mathbb{R}^2, \leq) and of (\mathbb{Q}^2, \leq) , also the corresponding irreflexive frames.
- (2) Prove the decidability of satisfiability of temporal formulas over (\mathbb{R}^2, \prec) (slower than light). Prove the decidability of the temporal logic of intervals with accessibility relation ‘during’.
- (3) Consider the logics of other two dimensional frames, e.g. $(\mathbb{Z}^2, \leq), (\mathbb{Z} \times \mathbb{Q}, \leq)$ etc., check the decidability of these logics and look for complete axiomatisations.
- (4) We have seen that the logics of (\mathbb{R}^2, \leq) and (\mathbb{R}^3, \leq) are not the same. Are there formulas satisfiable in (\mathbb{R}^m, \leq) but not in (\mathbb{R}^n, \leq) for distinct $m, n > 2$?
- (5) Is the logic of (\mathbb{R}^3, \leq) decidable? (Conjecture:no.)

REFERENCES

- [AMN07] H. Andréka, J.X. Madarász, and I. Németi. Logic of space-time and relativity theory. In M. Aiello, I. Pratt-Hartmann, and J. van Benthem, editors, *Handbook of Spatial Logics*, pages 607–712. Springer, 2007.
- [AMNS11] H. Andréka, J.X. Madarász, I. Németi, and G. Szekely. A logic road from special relativity to general relativity. *Synthese*, pages 1–17, 2011.
- [BDGMS08] D. Bresolin, D. Dela Monica, V. Goranko, A. Montanari and G. Sciavicco. Decidable and undecidable fragments of Halpern and Shoham’s interval temporal logic: towards a complete classification. *Ann. Pure Appl. Logic*, 161:289–304, 2008.
- [Bur84] J. P. Burgess. Basic tense logic. In D. M. Gabbay and F. Guenther, editors, *Handbook of Philosophical Logic, vol II: Extensions of Classical Logic*, pages 89–113. Reidel, Dordrecht, 1984.
- [Can83] G. Cantor. Über unendliche, lineare Punktmannigfaltigkeiten V [On infinite, linear point-manifolds (sets)] *Mathematische Annalen*, vol 21, pages 545–591, 1883.
- [Gol80] R. Goldblatt. Diodorean modality in Minkowski space-time. *Studia Logica*, 39:219–236, 1980.
- [Gol93] R. Goldblatt. *Mathematics of Modality*. CSLI, 1993.
- [HHM⁺99] R. Hirsch, I. Hodkinson, M. Marx, S. Mikulás, and M. Reynolds. Mosaics and step-by-step. Remarks on “A modal logic of relations”. In E. Orłowska, editor, *Logic at Work. Essays Dedicated to the Memory of Helena Rasiowa*, volume 24 of *Studies in Fuzziness and Soft Computing*, pages 158–167. Springer-Verlag, 1999.
- [HS91] J. Halpern and Y. Shoham. A propositional modal logic of intervals. *Journal of the ACM*, 38: 279–292, 1991.
- [HWZ02] I. Hodkinson, F. Wolter, and M. Zakharyashev. Decidable and undecidable fragments of first-order branching temporal logics. In *Proceedings of 17th Annual IEEE Symp. on Logic in Computer Science*, pages 393–402. IEEE, 2002.
- [Lad77] R. Ladner. The computational complexity of provability in systems of modal propositional logic. *SIAM Journal of Computing*, 6:467–480, 1977.
- [MM11] J. Marcinkowski, J. and J. Michaliszyn. The ultimate undecidability result for the Halpern-Shoham logic. *LICS*, 26: 377–386, 2011.
- [MMR00] M. Marx, S. Mikulas, and M. Reynolds. The mosaic method for temporal logics. In R. Dyckhoff, editor, *Automated Reasoning with Analytic Tableaux and Related Methods, Proceedings of International Conference, TABLEAUX 2000, Saint Andrews, Scotland, July 2000*, LNAI 1847, pages 324–340. Springer, 2000.
- [Mul07] T. Müller. Prior’s tense-logical universalism. *Logique et analyse*, 50(199):223–252, 2007.
- [MS12] Angelo Montanari and Pietro Sala. An optimal tableau system for the logic of temporal neighborhood over the reals. In *TIME*, pages 39–46. IEEE Computer Society, 2012.
- [Nem95] I. Németi. Decidable versions of first order modal and cylindric-relativized set algebras. In L. Csirmaz, D. Gabbay, and M. de Rijke, editors, *Logic Colloquium ’92*, pages 171–241. CSLI Publications, 1995.
- [Phi98] J. Phillips. A note on the modal and temporal logics for n-dimensional spacetime. *Notre Dame Journal of Formal Logic*, 39(4):545–553, 1998.
- [Phi01] J. Phillips. Modal logics of succession for 2-dimensional integral spacetime. *Journal of Philosophical Logic*, 30:1–25, 2001.
- [Pri67] A. Prior. *Past, Present and Future*. Oxford University Press, 1967.
- [Pri70] A. Prior. The notion of the present. *Studium Generale*, 23:245–248, 1970.
- [Rey97] M. Reynolds. A decidable temporal logic of parallelism. *Notre Dame Journal of Formal Logic*, 38(3):419–436, Summer 1997.
- [Rob14] A. A. Robb. *A theory of time and space*. Cambridge University Press, 1914.
- [RZ01] M. Reynolds and M. Zakharyashev. On the products of linear modal logics. *J of Logic and Computation*, 11:909–931, 2001.
- [Shap05] I. Shapiro. On PSPACE-decidability in Transitive Modal Logic. *Advances in Modal Logic* 5:269–287, 2005.
- [Shap10] I. Shapiro. Simulation of two dimensions in unimodal logics. *Advances in Modal Logic* 8:371–391, 2010.
- [She83] V. Shehtman. Modal logics of the real plane. *Studia Logica*, 42:63–80, 1983.
- [SS02] Ilya Shapiro and Valentin B. Shehtman. Chronological future modality in minkowski spacetime. In Philippe Balbiani, Nobu-Yuki Suzuki, Frank Wolter, and Michael Zakharyashev, editors, *Advances in Modal Logic*, pages 437–460. King’s College Publications, 2002.
- [UU07] Sara L. Uckelman and Joel Uckelman. Modal and temporal logics for abstract space-time structures. *Studies In History and Philosophy of Science Part B: Studies In History and Philosophy of Modern Physics*, 38(3):673–681, September 2007.
- [vB83] J. van Benthem. *The Logic of Time*. Reidel, Dordrecht, 1983.
- [Ven90] Y. Venema. Expressiveness and completeness of an interval tense logic. *Notre Dame J. Formal Logic*, 31:529–547, 1990.