

What are essential concepts about networks?

Hiroki Sayama*

Center for Collective Dynamics of Complex Systems,
Binghamton University, State University of New York, Binghamton, NY 13902-6000, USA
Center for Complex Network Research, Northeastern University, Boston, MA 02115, USA

*Corresponding author: sayama@binghamton.edu

Catherine Cramer

New York Hall of Science, Corona, NY 11368, USA

Mason A. Porter

Oxford Centre for Industrial and Applied Mathematics,
Mathematical Institute, University of Oxford, OX2 6GG, UK
CABDyN Complexity Centre, University of Oxford, Oxford, OX1 1HP, UK

Lori Sheetz

Network Science Center, United States Military Academy at West Point,
West Point, NY 10996, USA

Stephen Uzzo

New York Hall of Science, Corona, NY 11368, USA

May 14, 2022

Abstract

Networks have become increasingly relevant to everyday life as our society has become increasingly connected. Attaining a basic understanding of networks has thus become a necessary form of literacy for all people living in today's society (and for youths in particular). At the NetSci 2014 conference, we initiated a year-long process to develop an educational resource that concisely summarizes essential concepts about networks that can be used by anyone of school age and older. The process involved several brainstorming sessions on one key question: “*What should every person living in the 21st century know about networks by the time he/she finishes secondary education?*” Different sessions reached diverse participants, which included professional researchers in network science, educators, and high-school students. The generated ideas were connected by the students to construct a concept network. We examined community structure in the concept network to group ideas into a set of important concepts, which we refined further through extensive discussion into seven essential concepts. The students played a major role in this development process by providing insights and perspectives that were often unrecognized by researchers and educators. The final result, “*Network Literacy: Essential Concepts and Core Ideas*”, is now available as a booklet in several different languages from <http://tinyurl.com/networkliteracy>.

1 Introduction

Network science has matured over the past few decades, and its potential importance for improving understanding of complex natural and human-made phenomena is now recognized widely in an increasingly diverse set of domains [17, 2]. Its potential beneficiaries include not only researchers, but also business practitioners, policymakers, educators, and virtually all lay people, as they all need to understand and deal with complex real-world phenomena. To advance the use of networks as a lens on ourselves and on our world, there needs to be widespread and sophisticated knowledge about how the study of networks—the science

of connectivity—can be an important epistemological tool for all people. In other words, we assert that an understanding of networks is a new kind of literacy that is important for everyone living in the 21st century.

We propose the term “Network Literacy” for this new form of literacy. We favor this term over “Network Science Literacy”, because we believe that the scope and impact of networks goes beyond what one would typically construe as “science”. The scope of Network Literacy is also rather different from what is currently being taught as “Digital Literacy” or “Internet Literacy” about the use of computers, the Internet, and other digital media [29, 7]. It needs to contain fundamental concepts about networks (not just digital ones), including (1) how an overwhelming abundance of everyday phenomena can be viewed through the lens of connectivity, interactions, and interdependence, and (2) how one can analyze, understand, utilize, and even improve these properties.

In response to such emerging societal needs, researchers in the network-science community (including the present authors) have recently started educational outreach efforts to bring network science to secondary education [11, 22, 8]. There are also a few other dispersed outreach efforts that have considered, or even focused on, teaching ideas about networks (see, e.g., [5, 16, 13, 15, 27]). However, there do not yet exist educational materials about networks that are systematically structured yet easily accessible—such as grade school-level textbooks, workbooks, curricular modules and lesson plans (e.g., the educational materials [21, 20, 1] developed by the “System Dynamics” community [9, 25])—and which can be integrated readily into formal and informal educational programs. As a first step towards trying to meet this need, we undertook a year-long effort to develop a set of essential concepts for Network Literacy.

As a guidepost, we consulted people who had succeeded in similar educational initiatives. We were particularly inspired by the “Ocean Literacy” initiative [6, 23, 26] that was spearheaded by members of the US NSF Centers for Ocean Science Education Excellence (COSEE). The work on the Ocean Literacy initiative began in 2002, when a grassroots group of scientists and educators, who were frustrated by the lack of ocean-science content in national education standards, came together to discuss what they felt every person should know about the ocean by the time he/she graduates from high school¹. After discussing initial ideas for two years, the group organized a virtual event in 2004—a two-week online conference that included more than 100 participants—with a live keynote talk and virtual “rooms” organized according to scientific disciplines and age groups. Their next step was to hold a charrette, at which 30 people convened for two days and distilled the combined input into 7 principles (plus 44 fundamental concepts to more fully explain these principles). The final result was published in 2005 as a pamphlet called “Ocean Literacy: The Essential Principles and Fundamental Concepts of Ocean Sciences for Learners of All Ages”². To date, more than 30,000 brochures have been distributed (in addition to its digital dissemination). The success of Ocean Literacy was followed by similar processes in several other disciplines. This has yielded booklets and websites on Climate Literacy, Atmospheric Literacy, Earth Science Literacy, Great Lakes Literacy, Energy Literacy, and more³.

Our goal is similar: we wish to provide a simple, concise, high-level guiding document that can facilitate the process of developing resources for disseminating Network Literacy to all people. To initiate this process, we posed one key question to ourselves and to the network science community: *What should every person living in the 21st century know about networks by the time he/she finishes secondary education?*

In the present paper, we describe the process by which we developed the first version of “Network Literacy: Essential Concepts and Core Ideas” (which is now available at <http://tinyurl.com/networkliteracy>). We also discuss various concepts and ideas that we received from network-science researchers, educators, high-school students, and others. This process has been a collaborative effort, and a wide variety of ideas were explored. The collective developed a network of concepts, and we applied community detection [18] to this network to obtain several concept clusters, which were further discussed and refined to ultimately yield seven essential concepts about networks. We hope that the process and outcomes of this initiative will be both interesting and useful for people who are interested in network science and in networks more generally. It is particularly interesting to consider the implications of the process of developing the list of essential concepts for teaching, learning, communicating, and policy-making about networks.

The rest of our paper is organized as follows. In Section 2, we discuss our approach, including protocols

¹Their history can be found online at <http://oceanliteracy.wp2.coexploration.org/ocean-literacy-network/foundations/history/>.

²<http://www.oceanliteracy.net/>

³http://nagt.org/nagt/teaching_resources/literacies.html

of brainstorming and concept generation, methods for comparison between different participant groups, and processes to form and refine final essential concepts. In Section 3, we show the outcome of our efforts. We conclude in Section 4.

2 Methods

2.1 Brainstorming and Concept Generation

Our starting point was to hold several brainstorming sessions to explore various concepts and ideas about networks that could be used for developing the list of essential concepts. As we mentioned in Section 1, we posed the following question to guide the brainstorming: *“What should every person living in the 21st century know about networks by the time he/she finishes secondary education?”* Each session followed the same basic procedure:

1. Have each participant introduce himself or herself to the rest of the group.
2. Explain the objective of the session and then pose the aforementioned question to the group.
3. Hand out sticky notes to the participants.
4. Let each participant write his/her ideas about what “network literacy” might mean on the sticky notes. Participants work on this phase as individuals without communication. This usually takes about 15 minutes.
5. Have participants place their sticky notes on a large wall or a blackboard, and ask them to cluster them into several topical areas based on their similarity and relatedness. This phase usually takes 15 minutes or often longer, and it involves a lot of activities, including physical movements of and conversations among the participants (see Fig. 1).
6. Have a group discussion on the result of brainstorming to refine and distill a final set of essential concepts. This phase also takes about 15 minutes.
7. (Optional) Break the group into subgroups and have each subgroup visualize one of the essential concepts that arise from the brainstorming. We included this phase only at sessions with high-school students and was for educational purposes. Their visualization results were later compiled into a PowerPoint presentation and presented to the students to summarize and reinforce their learning experience.

Each brainstorming session produced two primary sets of outcome data: (a) handwritten data on sticky notes, and (b) a final compiled list of essential concepts that the group produced (inspired by the sticky notes) through brainstorming. We used the former to qualitatively compare the outputs of different participant groups, and we used the latter to develop a final version of the essential concept list.

We ran brainstorming sessions with the following four participant groups:

- Network-science researchers and educators who participated in NetSci 2014 (“professionals” or “pro”). The session was run at a NetSci 2014 pre-conference event at University of California at Berkeley on 1 June 2014. Unlike the other three sessions, this group also had a follow-up discussion on the following day at the NetSciEd3 satellite symposium⁴ to revise the list of essential concepts (and to get input from people who could not attend the previous day).
- The 2014–2015 cohort of NetSci High [8] high-school students who just finished an initial training workshop on network science (“new students” or “new”). The session was run at the NetSci High Summer Workshop at Boston University on 22 July 2014.
- The 2013–2014 cohort of NetSci High high-school students, who had completed a year-long research experience in network science (“old students” or “old”). The session was run at the NetSci High Summer Workshop at Boston University on 23 July 2014.

⁴<https://sites.google.com/a/nyscience.org/netscied3/>



Figure 1: Initial brainstorming session by network-science researchers and educators at the NetSci 2014 pre-conference event held at University of California at Berkeley on 1 June 2014. No high-school students were present at this session. Participants posted their ideas of essential concepts about networks using sticky notes, and they then reorganized them into several concept clusters through discussion. The same format was used for the other brainstorming sessions with high-school students. (Photo credit: Hiroki Sayama)

- Explainers at the New York Hall of Science (mostly high-school students, but also with some university students) who did not have any learning or training experience about networks (“baseline group”). The session was run at the New York Hall of Science on 13 August 2014.

2.2 Comparison Between Participant Groups

The original ideas written on the sticky notes by the participants were collected and typed up to give the raw text data from each group. We conducted simple content analysis of this data set based on word frequency counting [28, 24]. Specifically, the text data were broken into words, and we then removed trivial words (e.g., articles and simple prepositions). We converted the remaining words into a canonical form by converting plural nouns to singular ones and removing aspects and tenses from verbs. We also removed words that appeared only once in the data for each group.

For initial visual inspection, we used Mathematica 10.1’s `WordCloud` function (in its default settings) to construct a word cloud for the words generated by each group. We then compared the word frequencies across the four groups to detect any semantic differences between them. Word rankings were generated based on their frequencies and then visualized using a custom-made visualization script written in Mathematica 10.1. Because of the small number of samples, we did not conduct statistic tests.

2.3 Development of Final List of Essential Concepts

We used the lists of essential concepts produced by the three participant groups with some experience in network science (“professionals”, “old students”, and “new students”) to help develop a final list of essential concepts about networks. To facilitate this process, we presented the participants (researchers, educators and high-school students) at the NetSci High Summer Workshop with a sheet of paper on which *all* of the concepts from the three groups were presented together, and we asked them to draw connections among those concepts.

From the results of this activity, we produced a single multigraph, in which nodes are all of the essential concepts produced by the three groups and edges are the connections between them that were made by participants. We detected communities of concepts on this multigraph using Mathematica 10.1’s `FindGraphCommunities` function in its default settings (which uses a method based on maximizing the modularity objective function). These computations typically produced several distinct communities with clear topical themes, as well as a patchwork community (i.e., a community whose topical theme was not clear) that consisted of the remaining concepts. We applied the same community-detection function to such a patchwork community (extracted as an induced subgraph) repeatedly to detect more subtle concept clusters within it. This was repeated twice, after which we were able to obtain a set of concept clusters that were thematically meaningful.

Once we detected several meaningful concept clusters, we further discussed and refined them. We then used the resulting clusters to draft seven essential concepts for Network Literacy, and we announced this list (which we posted on Google Drive) to the network-science community via e-mail to collect feedback. We incorporated community’s feedback and used it to help develop in-depth descriptions of each essential concept (called “core ideas”) to provide more details about each concept (including examples and implications). We then announced this version, now furnished with both essential concepts and core ideas, to the network-science community to receive additional feedback. We then incorporated this feedback, discussed and refined further among ourselves, and placed the final content into a booklet for public distribution.

3 Results

3.1 Comparison Between Participant Groups

In Tables 1–4, we show the lists of essential concepts that were created by the four participant groups. There is a large difference between the concepts created by the baseline group (i.e., high-school or university students without any formal training with networks), whose concepts we show in Table 4, and the other groups. The concepts generated by the baseline group tended to be vague and general and were likely derived from everyday uses of the word “network” in English (e.g., social networking and computer networks). In

Table 1: List of essential concepts that were created by network-science researchers and educators who participated in the NetSci 2014 pre-conference event and the NetSciEd3 satellite symposium (“professionals”).

| <i>No.</i> | <i>Concept</i> |
|------------|---|
| 1. | Networks describe how things connect & interact. |
| 2. | The world around us can be represented as networks of interconnecting parts. |
| 3. | Representing networks allows them to be used as a tool. |
| 4. | Modeling systems as networks can help reveal and explain patterns and general principles. |
| 5. | Network structure can influence behavior and vice versa. |
| 6. | Networks help us understand similarities among systems found in our everyday life. |
| 7. | Networks can be represented and studied in many different ways. |

Table 2: List of essential concepts that were created by the 2014–2015 cohort of NetSci High high-school students (“new students”) who just finished a short training workshop at the 2014 NetSci High Summer Workshop at Boston University.

| <i>No.</i> | <i>Concept</i> |
|------------|--|
| 1. | Networks are connections and interactions. |
| 2. | Networks are present in every aspect of life. |
| 3. | Examples include economics/social/political sciences. |
| 4. | Networks consist of nodes and links. |
| 5. | Computers are often used to study networks. |
| 6. | Networks can be used for making predictions. |
| 7. | Visualization of networks helps understanding. |
| 8. | Networks allows us to analyze human interactions. |
| 9. | Network science should be incorporated into schools. |
| 10. | Future of network science can include preinstalled programs and networks in media. |
| 11. | Networks connects various aspects of the world. |

contrast, the concepts that were created by the other three groups (see Tables 1–3), who had learning and training experiences about networks, included much more concrete concepts about networks that likely also entailed a more solid understanding of salient concepts. This demonstrates emphatically that education can and does have an impact on people’s understanding about networks.

There are also some interesting differences between the concepts that were created by professionals versus those that were created by students. The former (see Table 1) generally used abstract language and also had a clear focus on what could be done using network models (which they also described in abstract ways). In contrast, the concepts that were created by students (see Tables 2 and 3) consisted predominantly of definitions of networks and concrete examples, together with research methodologies that they had learned (e.g., visualization, use of computer software). These differences convey a clear gap between professionals and lay people regarding what is perceived as most essential in the study of networks, and they suggest that it is crucial to actively involve non-professionals (in addition to practicing network scientists) in the development of a guiding booklet of essential concepts about networks.

As described in the previous section, the NetSci High students also worked on visualizing the concepts they came up with. Their visualizations were put together into PowerPoint presentations, which are available online⁵.

Our observations discussed above are further confirmed in the word-cloud visualizations (see Fig. 2) and word-ranking visualizations (see Fig. 3) constructed using the methods described in Section 2. The word “network” was the most frequently-used word in all four groups, but the other most common words give identifiable characterizations for each of the groups. For example, the baseline group was the only one to include career-related words (such as “job”, “work”, and “opportunity”) which came from the participants’

⁵Presentation by old students:

<http://www.bu.edu/networks/files/2012/08/Networks-by-NetSciHigh2013-2014-student-team.pptx>

Presentation by new students:

<http://www.bu.edu/networks/files/2012/08/Networks-by-NetSciHigh2014-2015-student-team.pptx>

Table 3: List of essential concepts that were created by the 2013–2014 cohort of NetSci High high-school students (“old students”) who had completed a year-long research experience.

| <i>No.</i> | <i>Concept</i> |
|------------|---|
| 1. | Networks are everywhere. |
| 2. | A connection between more than one person can form a link. |
| 3. | People should understand basic terminology in a network such as nodes, edges and hubs. |
| 4. | Visualizations are the key to understanding the network. |
| 5. | Networks can be applied to various fields, whether through entertainment, disease spread, finding quality furniture, etc. |
| 6. | Life is hard... then you die. |

Table 4: List of essential concepts that were created by high-school students (explainers at the New York Hall of Science) who had not had any learning or training experience about networks (i.e., the “baseline group”).

| <i>No.</i> | <i>Concept</i> |
|------------|-------------------------|
| 1. | People and connections |
| 2. | Act of network |
| 3. | Technology + networking |

recognition of the importance of “networking” for their future career development. Additionally, the total number of words produced by the baseline group was the smallest, suggesting that they were not aware of the broad applicability of network-related concepts to a wide variety of phenomena. The words from the old students included more technical terms (e.g., “node”, “link”, and “edge”) than any other group, indicating that they had become familiar with those technical words from their one-year research experience in network science. The new students produced the most diverse set of words (which is apparent in both word clouds and word rankings), which nicely conveys their intellectual excitement immediately after learning about networks. Finally, the words produced by professionals often tended to be about high-level, abstract concepts. Interestingly, the word “people” was not used as often by the professionals as by other groups.

3.2 Development of Final List of Essential Concepts

Community detection on our final concept multigraph produced several distinct concept clusters. These include basic terminology, definitions of networks, ubiquity of networks, and social applications (see Fig. 4). Community detection applied to the remaining patchwork communities revealed concept clusters about visualization, computer-based representation, education, and pattern identification (see Figs. 5 and 6). Three of those clusters (basic terminology, visualization, and education) arose only in the student groups. This again illustrates the limitation of brainstorming only by professionals.

The algorithmically-detected concept clusters served as the basis for additional discussion and refinement of the essential concepts. Through iterative discussion sessions among the authors, we decided (in order to reduce potential redundancy) to include social applications in the cluster about the ubiquity of networks and to combine basic terminology and definitions of networks. We also decided to *not* include education explicitly as a separate concept, because the importance of education was the whole motivation of Network Literacy initiative. This yielded the following five major concepts:

1. Ubiquity of networks, including social applications
2. Definitions of networks and basic terminology
3. Pattern identification
4. Visualization
5. Computer-based representation

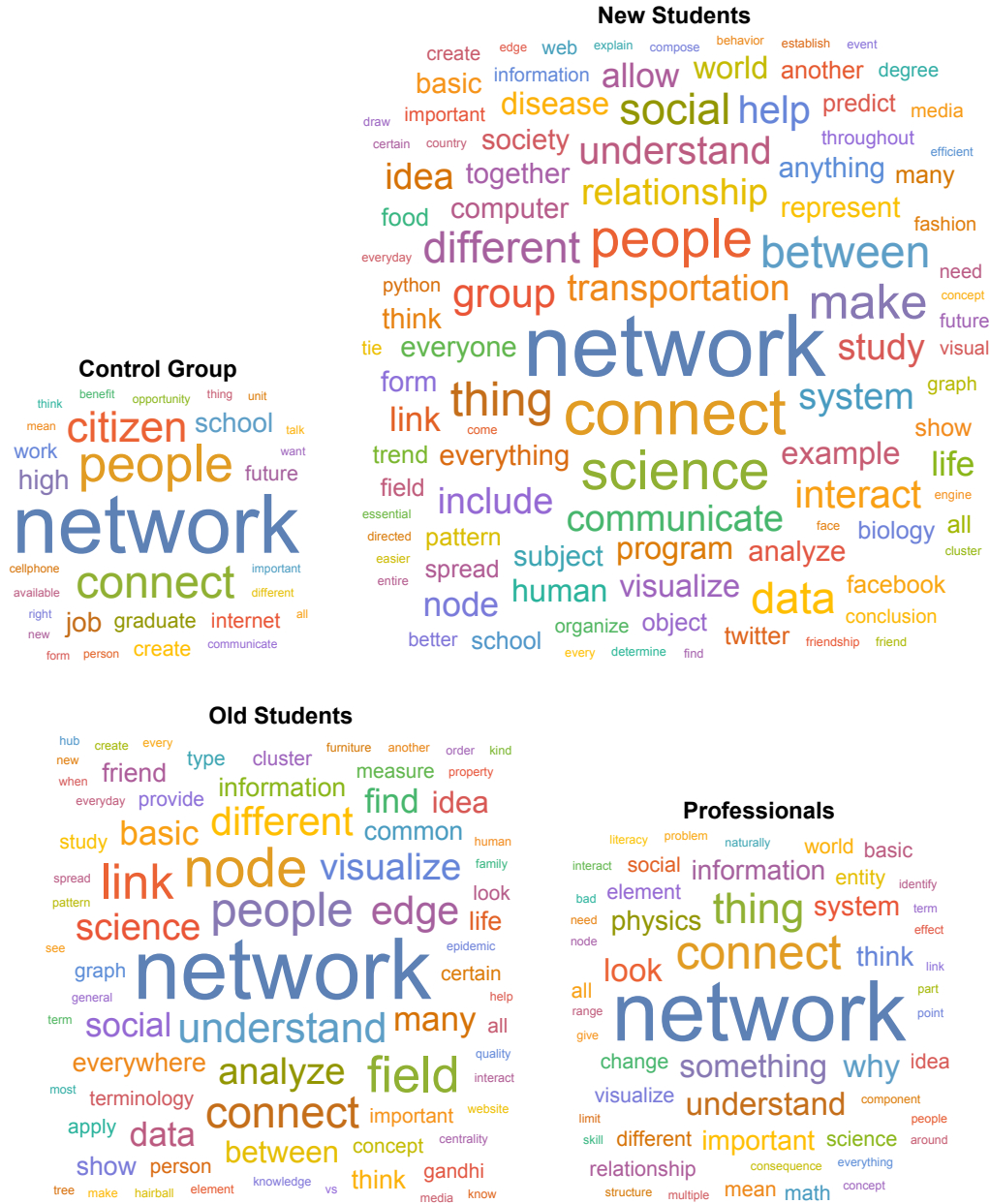


Figure 2: Word clouds generated (using Mathematica 10.1) to visualize the frequencies of words used by each of the four participant groups. We scaled the word sizes logarithmically based on their number of appearances.




Figure 3: Visualization of words from the raw text data written on sticky notes during each of the brainstorming sessions (generated by Mathematica 10.1 using a custom-made script). In each case, we rank the words from highest frequency at the top to lowest frequency at the bottom. The background color intensity (which is not scaled linearly) represents the relative frequencies of the words. When the same word appears in multiple groups, we use a curve to connect the word in the different groups.

Basic terminology

O3 People should understand basic terminology in a network such as nodes, edges and hubs.

N4 Networks consist of nodes and links.

Definitions of networks

P1 Networks describe how things connect and interact.

O2 A connection between more than one person can form a link.

N1 Networks are connections and interactions.

Social applications

N8 Networks allow us to analyze human interactions.

O5 Networks can be applied to various fields.

N3 Examples include economics/social/political sciences.

P5 Network structure can influence behavior and vice versa.

Ubiquity of networks

O1 Networks are everywhere.

P6 Networks help us understand similarities among systems found in our everyday life.

N11 Networks connects various aspects of the world.

P2 The world around us can be represented as networks of interconnecting parts.

N2 Networks are present in every aspect of life.

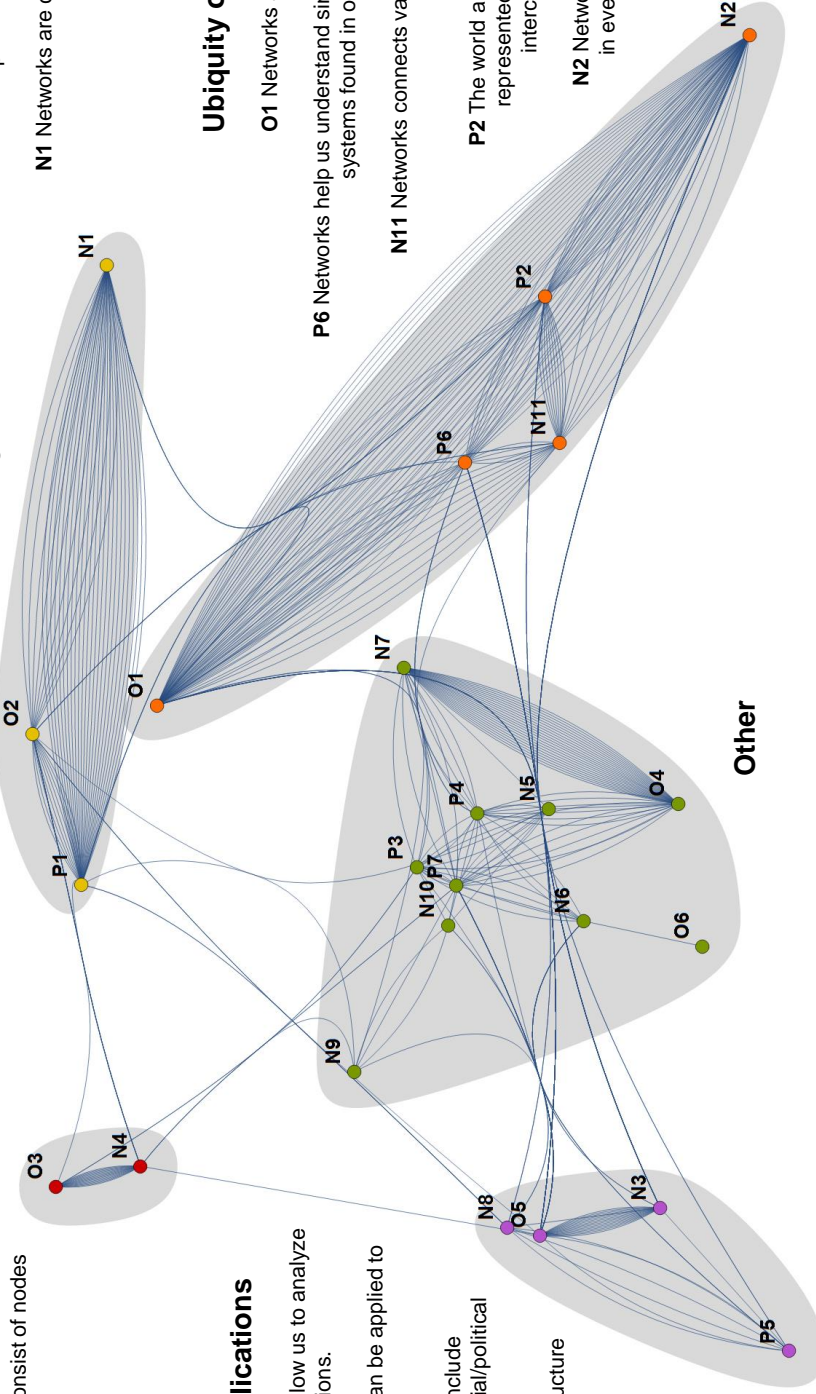


Figure 4: Concept network generated by connecting concepts made by three groups: “old students” (“O”), “new students” (“N”), and “professionals” (“P”). The gray clouds indicate the communities that we detected using Mathematica 10.1’s `FindGraphCommunities` function. They represent “Basic terminology” (top left, old + new), “Definitions of networks” (top right, old + new + pro), “Ubiquity of networks” (bottom right, old + new + pro), “Social applications” (bottom left, old + new + pro), and “Other”. We partition the community labeled “Other” in Figs. 5 and 6).

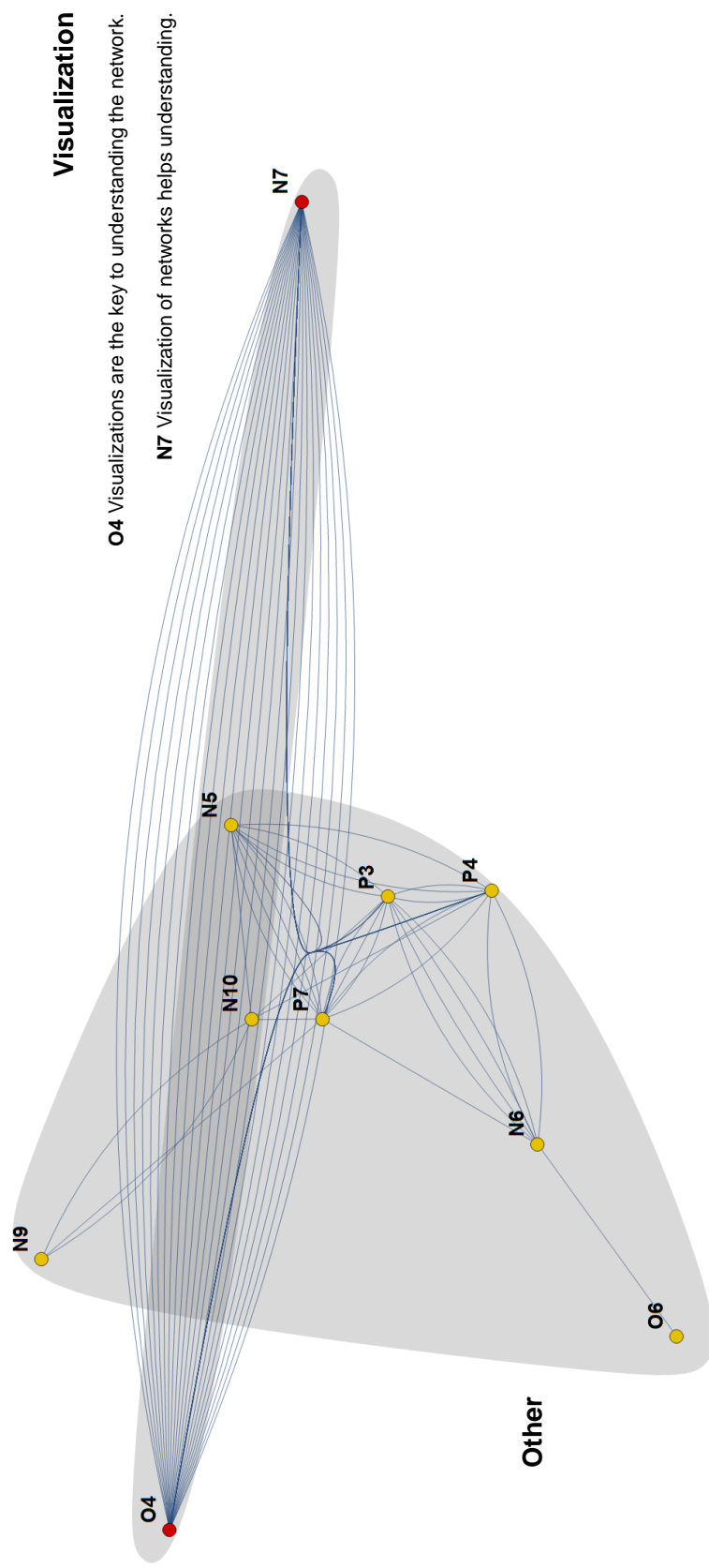


Figure 5: Decomposition of the “Other” community in Fig. 4. We find another community concerning “Visualization” (old + new). We further partition the remaining “Other” community in Fig. 6.

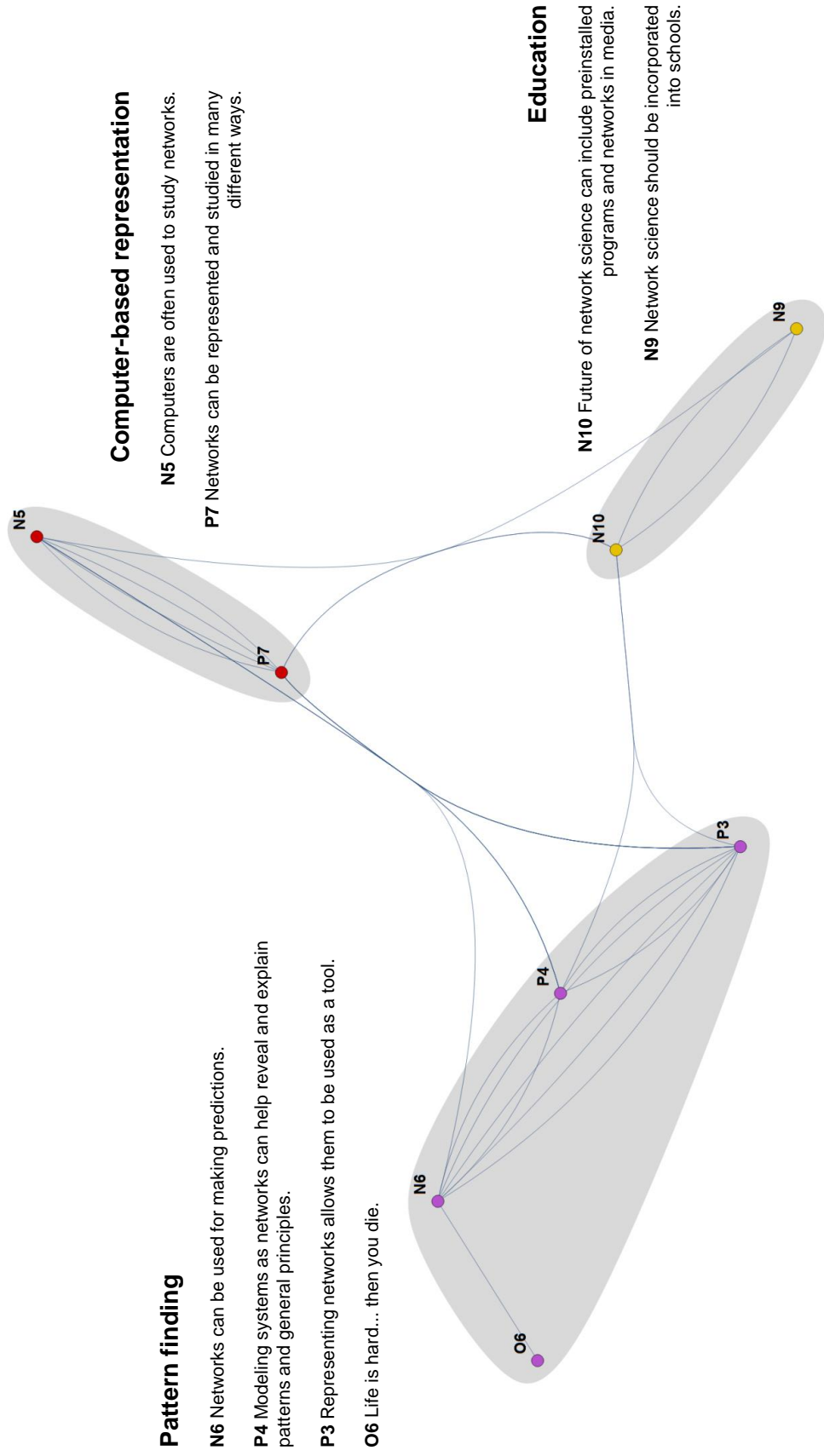


Figure 6: Final breakdown of the remaining “Other” community in Fig. 5. We find three communities: “Computer-based representation” (top, new + pro); “Education” (bottom right, new); and “Pattern finding” (bottom left, new + pro + old).

Table 5: Final version of the Network Literacy: Essential Concepts.

| <i>No.</i> | <i>Concept</i> |
|------------|---|
| 1. | Networks are everywhere. |
| 2. | Networks describe how things connect and interact. |
| 3. | Networks can help reveal patterns. |
| 4. | Visualizations can help provide an understanding of networks. |
| 5. | Today’s computer technology allows you to study real-world networks. |
| 6. | Networks help you to compare a wide variety of systems. |
| 7. | The structure of a network can influence its state and vice versa. |

Through further discussion about the above five concepts, we recognized that some of the contemporary (and actively-researched) concepts about network science were missing. Specifically, this includes the power of networks for interdisciplinary comparison of systems and the interactions between structures and dynamics of networks. These concepts were present in the list of concepts produced by the professionals, but they were misunderstood and misrepresented in the concept network when the students connected concepts together. This is possibly because these concepts are among the most difficult ones about networks for non-professionals to grasp. We decided to add these concepts to the final list because of their importance and breadth in covering a wide range of topics.

This yielded a list of seven essential concepts. Incorporating feedback from the network-science community then resulted in the final version of the seven essential concepts about networks (see Table 5).

Naturally, each of the seven concepts subsumes several more detailed ideas. We thus developed in-depth descriptions of each concept as a list of “core ideas”. We also circulated these core ideas to the network-science community and incorporated feedback. After numerous iterations of online and offline edits and reviews of the contents, the current version of “Network Literacy: Essential Concepts and Core Ideas” was finalized on 4 December 2014, approximately six months since the initial pre-conference event at NetSci 2014. We give the text of the final version in Supplemental Material.

The final text of “Network Literacy: Essential Concepts and Core Ideas” was developed into a professionally designed, printable booklet for use by teachers, students, and other learners (see the top panel of Fig. 7). It was first published online for free download at <http://tinyurl.com/networkliteracy> on 12 March 2015. Hard copies of the booklet were also disseminated at CompleNet 2015 on 25 March 2015 and at NetSci 2015 on 1 June 2015. Several very positive responses followed these initial disseminations. An important development, facilitated through social media and personal contacts, has been the translation of the booklet to non-English languages by volunteers. As of 9 July 2015, five translated versions (Japanese, Dutch, Italian, Korean, and Spanish) are available (see the bottom panel of Fig. 7), and several other translations are in progress.

4 Conclusions

In this paper, we reported our recent initiative of developing an educational resource that concisely summarizes essential concepts about networks in an easily accessible format. The result, “Network Literacy: Essential Concepts and Core Ideas”, is the product of a collaborative effort that involved a large number of network-science researchers, educators, school teachers, and students. Since its initial release, we have received many very positive responses from across the globe. We hope that this initiative will help the network-science community to make a larger societal impact by launching more educational outreach activities that spread the concepts and ideas about networks into various formal and informal learning settings—with a particular emphasis on the next generation who will live their whole lives in an entirely networked world.

An important lesson from this process is that the deep involvement of students is crucial. The outcomes of the brainstorming sessions revealed that network-science researchers and educators tended to consider abstract concepts as “essential” but placed less emphasis on specific examples or research methods (e.g., visualization and computational tools). However, the students who were exposed to network science through the NetSci High program frequently mentioned that concrete examples of networks and specific research


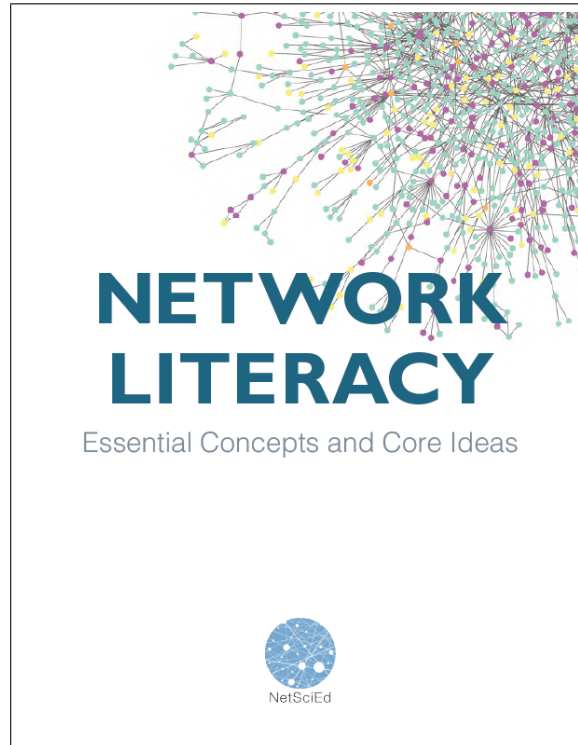


Figure 7: “Network Literacy: Essential Concepts and Core Ideas” booklets. Top: Original (English) version. Bottom: Non-English versions translated by volunteers. (The Japanese version was produced by Yoshi Fujiwara, Toshihiro Tanizawa, and Hiroki Sayama; the Dutch version was produced by Paul van der Cingel; the Italian version was produced by by Paolo Tieri; the Korean version was produced by Sang Hoon Lee and Mi Jin Lee; and the Spanish version was produced by Rosa Benito.) The graphical design of the original English version was created by Eri Yamamoto; the design of the Japanese version was created by Hiroki Sayama. The other three versions adopted the design template of the Japanese one. All of these versions are available at <http://tinyurl.com/networkliteracy>. Translations to other languages are ongoing.

methods that they learned were among the most essential components of their experience. We believe that such a down-to-earth, hands-on viewpoint is extremely important when communicating the value of network science (i.e., “the study of connectivity”) to the public. Although theoretical abstraction of systems is key to the modeling and analysis of networks, the general public needs—and wants!—to know *what networks are* and *how to use them*. We are confident that our final booklet will play a large role in successfully addressing this issue, and booklet has benefited greatly from the significant contributions made by high-school students.

The above successes notwithstanding, this “Network Literacy” initiative is still limited in some important respects. First and foremost, the booklet that we have produced introduces concepts and ideas only. It does not provide lesson plans (for teachers) or further study guides (for self-learners). Developing lesson plans in particular will require substantially more effort and resources, as it will need to include details of class instructions, which needs to sufficiently match local school curricular structures, contents, and instruction methods (and these are rather heterogeneous) to facilitate adoption in classrooms. Second, the current list of essential concepts may not accurately reflect scientific importance of various aspects of network science. For example, a major portion of recent discoveries in the study of networks have focused on the dynamical nature of networks and/or on various structural intricacies (e.g., synchronization, diffusion and contagion [3, 19], adaptive networks [10], temporal networks [12], and multiplex and other multilayer networks [14, 4]), but this topical area was represented only briefly in the last concept (and it was not present in students’ inputs). How to accessibly convey the richness of complex network dynamics to the general public remains an important problem to address. We are currently seeking additional resources to make further progress on these frontiers of network science and education, and we invite the entire network-science community to join this challenging yet highly meaningful and societally important endeavor.

Acknowledgements

The Network Literacy initiative would not have been possible without the participation, support, and encouragement received from the following: US Army Research Office; Albert-László Barabási; Raissa D’Souza; Sarah Schoedinger; H. Eugene Stanley; Craig Strang; The Network Science Society; NetSci High students and teachers; University of California, Berkeley; and all of the members of the Network Science community who have contributed to and supported this effort. Specifically, the following individuals have made important contributions to the contents of Network Literacy: Alvar Agusti; Chris Arney; Robert F. Chen; Arthur Hjorth; Khaldoun Khashanah; Yasamin Khorramzadeh; Erik Laby, Toshi Tanizawa; Paolo Tieri; Brooke Foucault Welles; Robin Wilkins; and Eri Yamamoto.

Translations of “Network Literacy: Essential Concepts and Core Ideas” were made possible thanks to the following volunteers: Paul van der Cingel (Dutch), Yoshi Fujiwara (Japanese), Toshihiro Tanizawa (Japanese), Paolo Tieri (Italian), Mi Jin Lee (Korean), Sang Hoon Lee (Korean), Rosa Benito (Spanish), Raluca Gera (Romanian, ongoing), Peter Polner (Hungarian, ongoing), and Andreas Joseph (German, ongoing).

This material in this paper is based upon work supported in part by the US National Science Foundation under Grant No. 1027752 and 1139478.

References

- [1] Jennifer Anderson and Anne LaVigne. *Systems in Motion: Exploring Complexity through an Interdisciplinary Lens*. Creative Learning Exchange, 2014.
- [2] Albert-László Barabási. *Linked: How Everything Is Connected to Everything Else and What It Means for Business, Science, and Everyday Life (new edition)*. Basic Books, 2014.
- [3] Alain Barrat, Marc Barthélemy, and Alessandro Vespignani. *Dynamical Processes on Complex Networks*. Cambridge University Press, 2008.
- [4] Stefano Boccaletti, G Bianconi, R Criado, Charo I Del Genio, J Gómez-Gardeñes, M Romance, I Sendina-Nadal, Z Wang, and M Zanin. The structure and dynamics of multilayer networks. *Physics Reports*, 544(1):1–122, 2014.

- [5] Chris J Budd. Chris Budd’s Home Page. <http://people.bath.ac.uk/mascjb/>, Accessed on 9 July 2015.
- [6] Francesca Cava, Sarah Schoedinger, Craig Strang, and Peter Tuddenham. *Science Content and Standards for Ocean Literacy: A Report on Ocean Literacy*. College of Exploration Berkeley, 2005.
- [7] Council of Europe. Internet Literacy Handbook. http://www.coe.int/t/dghl/StandardSetting/InternetLiteracy/hbk_en.asp, Accessed on 9 July 2015.
- [8] Catherine Cramer, Lori Sheetz, Hiroki Sayama, Paul Trunfio, H Eugene Stanley, and Stephen Uzzo. NetSci High: Bringing network science research to high schools. In *Complex Networks VI: Proceedings of the Sixth Workshop on Complex Networks (CompleNet 2015)*, volume 597 of *Studies in Computational Intelligence*, pages 209–218. Springer, 2015.
- [9] Jay Wright Forrester. Industrial dynamics. *Journal of the Operational Research Society*, 48(10):1037–1041, 1997.
- [10] Thilo Gross and Hiroki Sayama. *Adaptive Networks*. Springer, 2009.
- [11] Heather A Harrington, Mariano Beguerisse-Díaz, M Rombach, Laura M Keating, and Mason A Porter. Commentary: Teach network science to teenagers. *Network Science*, 1(02):226–247, 2013.
- [12] Petter Holme and Jari Saramäki. Temporal networks. *Physics Reports*, 519(3):97–125, 2012.
- [13] G Jenkinson, J Goutsias, D Jenkinson, and S Frennesson. Teach Engineering: Curricular Unit “It’s a Connected World: The Beauty of Network Science”. Accessed on 9 July 2015.
- [14] Mikko Kivelä, Alex Arenas, Marc Barthélemy, James P Gleeson, Yamir Moreno, and Mason A Porter. Multilayer networks. *Journal of Complex Networks*, 2(3):203–271, 2014.
- [15] Espen Knoop et al. Tangible Networks. <http://www.tangiblenetworks.net/>, Accessed on 9 July 2015.
- [16] E Meeks and M Krishnan. An Interactive Introduction to Network Analysis and Representation. <http://dhs.stanford.edu/dh/networks/>, Accessed on 9 July 2015.
- [17] Mark E. J. Newman. *Networks: An Introduction*. Oxford University Press, 2010.
- [18] M. A. Porter, J.-P. Onnela, and P. J. Mucha. Communities in networks. *Not. Am. Math. Soc.*, 56(9):1082–1097, 1164–1166, 2009.
- [19] Mason A. Porter and James P. Gleeson. Dynamical systems on networks: A tutorial. *arXiv preprint arXiv:1403.7663v2*, 2015.
- [20] Jeff Potash and John Heinbokel. *Dollars and Sense — Stay in the Black: Saving and Spending*. Creative Learning Exchange, 2011.
- [21] Rob Quaden, Alan Ticotsky, and Debra Lyneis. *The Shape of Change*. Creative Learning Exchange, 2005.
- [22] Angel Sánchez and Cristina Brändle. More network science for teenagers. *arXiv preprint arXiv:1403.3618*, 2014.
- [23] Sarah Schoedinger, Francesca Cava, and Beth Jewell. The need for ocean literacy in the classroom: Part i. *The Science Teacher*, page 44, 2006.
- [24] Steve Stemler. An overview of content analysis. *Practical Assessment, Research & Evaluation*, 7(17):137–146, 2001.
- [25] John D Sterman. *Business Dynamics: Systems Thinking and Modeling for a Complex World*. Irwin/McGraw-Hill, 2000.

- [26] Craig Strang, A DeCharon, and S Schoedinger. Can you be science literate without being ocean literate? *Current: The Journal of Marine Education*, 23(1):7–9, 2007.
- [27] Virginia Tech Virginia Bioinformatics Institute. Virus Tracker. <https://virustracker.vbi.vt.edu/>, Accessed on 9 July 2015.
- [28] Robert Philip Weber. *Basic Content Analysis*. Sage, 1990.
- [29] Wikipedia. Digital literacy. https://en.wikipedia.org/wiki/Digital_literacy, Accessed on 9 July 2015.

Supplemental Material: Final Text of Network Literacy: Essential Concepts and Core Ideas

1: Networks are everywhere.

- The concept of networks is broad and general, and it describes how things are connected to each other. Networks are present in every aspect of life.
- There are networks that form the technical infrastructure of our society—e.g., communication systems, semantic systems, the Internet, electrical grids, the water supply, etc.
- There are networks of people—e.g., families and friends, e-mail/text exchanges, Facebook/Twitter/Instagram, professional groups, etc.
- There are economic networks—e.g., networks of products, financial transactions, corporate partnerships, international trades, etc.
- There are biological and ecological networks—e.g., food webs, gene/protein interactions, neuronal networks, pathways of disease spreading, etc.
- There are cultural networks—e.g., language/literature/art connected by their similarities, historical events linked by causal chains, religions connected by their shared roots, people connected to events, etc.
- Networks can exist at various spatial and/or temporal scales.

2: Networks describe how things connect and interact.

- There is a subfield of mathematics that applies to networks. It is called *graph theory*. Many networks can be represented mathematically as *graphs*.
- Connections are called *links*, *edges*, or *ties*. The entities that are connected to each other are called *nodes*, *vertices*, or *actors*.
- Connections can be undirected (*symmetric*) or directed (*asymmetric*). They can also indicate ties of different strengths, and can indicate either positive or negative relationships.
- The number of connections of a node is called the *degree* of that node.
- Many networks have more than one type of connection—e.g., offline friendships and Facebook connections, different modes of transportation, etc.
- A sequence of edges that leads from one node, through other nodes, to another node is called a *path*.
- A group of nodes within which a path exists from any one entity to any other entity is called a *connected component*. Some networks have multiple connected components that are isolated from each other.
- Some networks are studied using mathematical structures that are more complicated than graphs.

3: Networks can help reveal patterns.

- You can represent something as a network by describing its parts and how they are connected to each other. Such a network representation is a very powerful way to study a system's properties.
- The properties in a network that you can study include:
 - how the degrees are distributed across nodes
 - which parts or connections are most important
 - strengths and/or weaknesses of the network

- if there is any sub-structure or hierarchy
- how many steps, on average, are needed to move from one node to another in the network
- In some networks, you can find a small number of nodes that have much larger degrees than others. They are often called *hubs*.
- In some networks, you can find a group of nodes that are better connected to each other than chance would dictate. They are sometimes called *clusters* or *communities*. Some of them can occupy a central, or *core*, part of a network.
- Using these findings, you can sometimes infer how a network was formed and/or make predictions about dynamical processes on the network or about its future structure.

4: Visualizations can help provide an understanding of networks.

- Networks can be visualized in many different ways.
- You can draw a diagram of a network by connecting nodes to each other using edges.
- There are a variety of tools available for visualizing networks.
- Visualization of a network often helps to understand it and communicate ideas about connectivity in an intuitive, non-technical way.
- Creative information design plays a very important role in making an effective visualization.
- It is important to be careful when interpreting and evaluating visualizations, because they typically do not tell the whole story about networks.

5: Today's computer technology allows you to study real-world networks.

- Computer technology has dramatically enhanced the ability to study networks, and this is especially important for large ones with rich structure.
- There are many free software tools available for network visualization and analysis.
- Using personal computers, everyone (not just scientists) can construct, visualize, and analyze networks.
- Through the Internet, everyone has access to many interesting network data sets.
- Computers allow you to simulate hypothetical or virtual networks, as well as to simulate dynamical processes on both real and hypothetical networks.
- Learning computer literacy skills opens the door to myriad possibilities for a career. These include scientist, data analyst, software engineer, educator, web developer, media creator, and many others.

6: Networks help you to compare a wide variety of systems.

- Various kinds of systems, once represented as networks, can be compared to examine their similarities and differences.
- Certain network properties commonly appear in many seemingly unrelated systems. This implies that there exist some general principles about connectivity that apply to multiple domains.
- Other network properties are different in different systems. These properties can help to classify networks in different families and to gain insight into why they are different.
- Science is typically conducted in separate areas of research called disciplines. Networks can help to cross disciplinary boundaries to achieve a holistic and more complete understanding of the world.
- Networks can assist in the transfer of knowledge across different areas of study.

7: The structure of a network can influence its state and vice versa.

- Network structure indicates how parts are connected in a network.
- Network state indicates the properties of a network's nodes and edges.
- Network structure and state can each change over time.
- The time scales on which network structure and state co-evolve can be either similar or different.
- Network structure can influence changes of network state. Examples include the spread of diseases, behaviors, or memes in a social network, and traffic patterns on the road network in a city.
- Network state can influence changes of network structure. Examples include the creation of new “following” edges in social media and the construction of new roads to address traffic jams.