

# First-principles study the electronic and structural properties of chromium arsenide

Bu-Sheng Wang

*College of Science, Yanshan University, Qinhuangdao, 066004, China*

Kai-Cheng Zhang

*College of Mathematics and Physics,  
Bohai University, Jinzhou 121013, China*

Yong Liu

*State Key laboratory of Metastable Materials  
Science and Technology and College of Science,  
Yanshan University, Qinhuangdao, 066004, China*

## Abstract

We systematically study chromium arsenide in various crystal structures in order to investigate the structural, magnetic and electronic properties for real applications. The calculations are performed within the density functional framework using the projected augmented plane wave method as employed in VASP code. Using the generalized gradient approximation (GGA) for exchange correlation energy functional, we have calculated the lattice parameters, bulk modulus and cohesive energy. Here we show the structural parameters and magnetic properties of CrAs in six different structures. The density of states are calculated and differences are compared. Our results for structural and electronic properties are compared with the experimental and other theoretical results wherever these are available

PACS numbers: 71.20.-b,78.20.Bh,78.20.Ci,71.55.-i

## INTRODUCTION

The 3d-transition metal mono pnictides, which crystallize either in the hexagonal NiAs(NA)-type or the orthorhombic MnP(MP)-type structure, have multiple quantum orders and competing phenomena, have attracted much interest due to their large variety of physical properties. Chromium arsenide (CrAs) is one of the 3d-transition metal pnictides with general formula MX(M=transition metal, X=P, As, Sb)[1].

Since the pioneer work of Selte et al, there is an agreement that CrAs presents an MP-type orthorhombic structure, with a double-spiral AFM spin structure[2]. The crystallographic and magnetic properties have been reported during 1970s[2-4]. The investigation of N. Kazama and H. Watanabe[5] shows that CrAs reveal the structural phase transition from the NA-type to the MP-type at  $T_t = 800$  K, on further cooling below  $T_t$ , CrAs becomes a double helix. Magnetic and neutron diffraction measurements have shown that CrAs, crystallizing with the MP-type of structure, exhibits some interesting properties: magnetic susceptibility versus temperature curves show a very flat maximum at about 820K, which has been interpreted as antiferromagnetism. The compound CrAs has been known to show a first order helimagnetic-paramagnetic transition at 265 K. The first order phase transition is interpreted as an electronic transition between localized and collective states. In addition to, various of novel physical properties are shown in the high quality single crystal of MP CrAs[6, 7].

Spintronics (or magnetoelectronics)[8], which adding the spin degree of freedom to the conventional electronic devices, has several advantages like increasing data processing, decreased electric power consumption, non-volatility etc.[9]. Because of potential applications in spintronics, the half-metallic (HM) materials, which have 100% spin polarization at Fermi level, have been attracted more and more attention since de Groot *et al* in 1983 first predicted the HM behavior for the  $C1_b$ -type half Heusler alloys NiMnSb and PtMnSb[10]. A great effort has been made to find new HM materials, and various HM materials have been discovered and investigated. The transition metal pnictides HM materials (e.g. CrAs, VAs)in the zincblende (ZB) and wurtzite (WZ) structures are attractive because they are compatible with the traditional III-V or II-VI semiconductors(e.g. GaAs, ZnTe). The ZB CrAs has already been fabricated using the epitaxial technique. The degree of the spin polarization at the Fermi level is estimated as 99.8% for ZB CrAs in M. Sharil's work[11]. ZB-type CrAs

theoretically by using first-principles electronic structure calculation[12, 13]the ZB phase is not a ground state. But, so far, ZB CrAs has been fabricated on GaAs(001) substrates by molecular-beam-epitaxy (MBE)[14–16]. Akinaga et al[16] found that it is possible to fabricate ZB type CrAs HM ferromagnetic material. Experimental data confirmed ZB-type CrAs is ferromagnetic with a magnetic moment of  $3\mu_B$  in agreement with theoretical predictions. Since CrAs system crystallizes in MP-type structure in the thermal-equilibrium state, ZB-type CrAs should be sustained by a proper substrate with thin form where the lattice constant is tightly restricted by the substrate. H. Ofuchi et al [15]have found that ZB-type CrAs exhibits well-pronounced HM behavior with high Curie temperature above 400K. Also, WZ-type CrAs has been investigated by Miao et al[17] and Xie et al[18] based on first-principle calculations, the CrAs in WZ-type was predicted to be HM ferromagnet. But recently experiments on CrAs epilayers grown on GaAs(001) evidenced an orthorhombic structure, different from the ZB one, so the structure is rather sensitive to the preparation process[19].

Very recently, Wu et al.[20] and Kotegawa et al[21] independently discovered pressure-induced superconductivity in vicinity of antiferromagnetic (AFM) order in orthorhombic MP-type crystal structure CrAs. CrAs is the first superconductivity found among the Cr-based compounds. Also at low temperature a  $T^2$  dependence of resistivity showing a Fermi-liquid behavior in MP-type CrAs has been reported by W. Wu[22].

Besides, the magnetic properties of CrAs are also very sensitive to substitutions of other elements. A substitution of only 7.5% of phosphorus for arsenic in CrAs yields a collapse of the double spiral magnetic order[23]. Suzuki and Ido reported that the transition temperature of CrAs is very sensitively influenced by other 3d metal substitutions for the Cr[24]. Therefore it is of interest to explore structural, magnetic and electronic structure properties of CrAs in various crystal structures.

Here, we focus on a systematical study of chromium arsenide in various crystal structures by means of pseudopotential plane wave method within the density functional theory in this paper. We have performed first-principle calculations based for CrAs in six phases: The sodium chloride or Rocksalt(RS), Cesium-chloride(CC), ZB, WZ, NA and MP type, in order to investigate structural, magnetic and electronic structure properties. We report the structural parameters, magnetic moments of six phases. Furthermore, we get the ground state of CrAs by comparing the total energies. The density of states are calculated and

differences between the phases are compared.

We shall give our computational details in the next section. Our main calculated results will be presented in the third section. In the fourth section we shall discuss our results and give our conclusion in section fifth.

## COMPUTATIONAL DETAILS

Our density functional theory(DFT) calculations were performed by using the Vienna ab initio simulation package(VASP)[25, 26]. This code solves the Kohn-Sham equations within the pseudopotential approximation[27]. The generalized gradient approximation(GGA) to the exchange correlation potential in form of the Perdew, Burke and Ernzerhof(PBE)[28] functional was used in this work. After convergence tests, an energy cutoff of 650 eV for the planewave expansion was selected, and integration using K-points  $9 * 9 * 9$  for RS, CC, ZB,  $11 * 11 * 7$  for WZ, NA and  $7 * 11 * 7$  for MP type, respectively. The K-points, sampling over the irreducible Brillouin zone, were generated by Monkhorst-Pack scheme[29]. All the structure have been optimized to achieve the minimum energy by accurate relaxation of the atomic positions up to the energy accuracy of 0.01 meV. The pseudopotentials were tested by comparing the pseudoeigenvalues with those generated by all electron calculations for several atomic and ionic configurations. Stability of the results with respect to k-point sampling has been carefully checked and the present choice represents a good compromise between accuracy and computation time.

Since CrAs is a prototype of the HM ferromagnets among the ZB 3d-transition metal compounds, we have calculated its total energy in NM, AFM and FM phase for six crystal structures.

(i)RS: B1, space group  $F\bar{4}3m$ , No.225. It composes of two face centered cubic lattices, shifted by the vector  $[0.5,0.5,0.5]$ , which results in an octahedral coordination for both cation and anion.

(ii) CC: B2, space group  $P6_3mc$ , No.221. The CC can be described as two interpenetrating simple cubic lattices shifted by the vector  $[0.5,0.5,0.5]$  along the body diagonal of the conventional cube. The underlying Bravais lattice is simple cubic, not BCC, since BCC structures have the same element in the corners of the unit cell as well as the center of the body. Cesium chloride has different elements at the corners of the unit cell than the

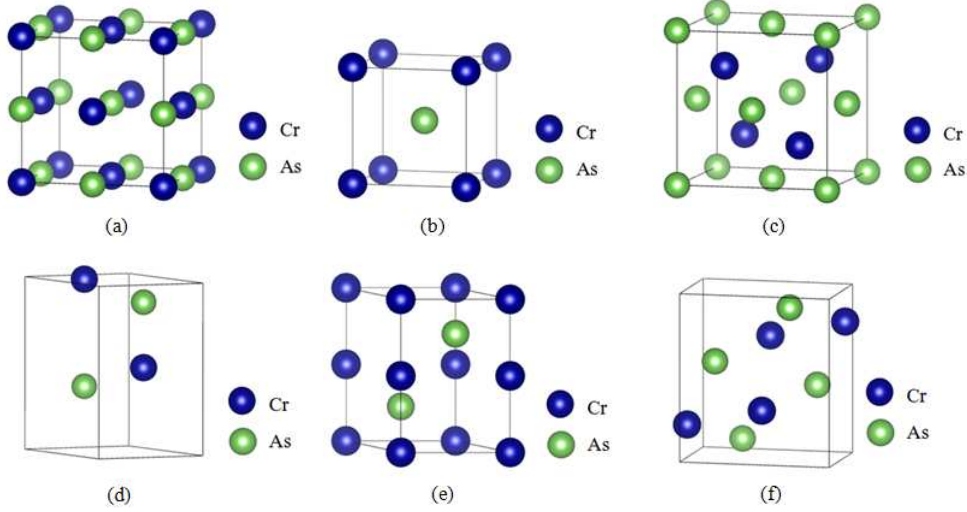


FIG. 1: Crystal structures of CrAs in six different type:(a)the cubic rocksalt structure;(b)the cubic CsCl structure;(c) the cubic zincblende structure;(d)the hexagonal Wurtzite-type structure;(e)the hexagonal NiAs-type structure; and (e) the orthorhombic MnP-type structure.

one in the center of body. In CC structure, each anion in a given sublattice has 8 nearest neighboring cations on the other sublattice, there are 6 second nearest neighbors of the same type sublattice.

(iii) ZB: B3, space group  $F\bar{4}3m$ , No.216. The ZB structure structure is similar to that of diamond, two interpenetrating face-centered-cubic lattices displaced by the vector (0.25,0.25,0.25) along the body diagonal of the conventional cube. The coordination number is 4, each atom of one kind is situated in an ideal tetrahedron made up of atoms of the other kind. It is great important because of most semiconductors crystallize in this structure.

(iv) WZ: B4, space group  $P6_3mc$ , No.186. The WZ-type structure is regarded as a distorted ZB-type structure with small shifts of atomic positions. it consists of two interpenetrating closed-pack lattices. In the unit cell there are four atoms of two different types, forming two molecules (see Fig.1d). Each atom is surrounded by an tetrahedron of atoms of opposite sort hexagonal analog to the ZB structure and has the same local environment if one assumes the ideal  $c/a$  ratio and internal parameters  $u$  of  $\sqrt{3}/8$  for the anion site. The WZ and ZB structures are similar to each other

(v) NA: B8<sub>1</sub>, space group  $P6_3/mmc$ , No.194. Fig 1f shows the hexagonal NA-type structure, it has four atoms in the primitive unit cell. As atoms form a lattice like the

hexagonal close-packed structure, and Cr atoms a simple hexagonal lattice. As distortion and shifts are small, the NA and MP structures are basically similar. However even the slight difference affects magnetic properties through change of electronic structure.

(vi) MP: B31, space group  $Pnma$ , No.62. As the orthorhombic MnP-type structure is regarded as distorted NiAs-type structure with small shifts of atomic positions, the two structures are similar to each other. As soon as the these distortions are small in CrAs, its MP-type structure is basically similar to the NA-type structure[1]. The structure, illustrated in Fig 1e, shows that each Cr atom is coordinated to six As atoms in an irregular octahedral coordination. Each As atom is surrounded by six Cr atoms, arranged at the corners of a distorted trigonal prism. This structure possesses a space-inversion symmetry, but it is locally missing at the Cr and As sites, and both of these atoms form a zigzag chain along the  $a$  axis.

## MAIN RESULTS AND DISCUSSIONS

In the fully optimized calculations all lattice parameters and internal atomic positions were relaxed to find out the theoretical ground state structure of CrAs. By fitting the Birch-Murnaghan equation of state to the obtained total energies as a function of volume, structural properties of the systems were determined. The results of structural properties and magnetic moments of six structures for CrAs together with some other theoretical and experimental results are summarized in Table I. There has been some experimental reports on the ground state of CrAs, which is the AFM. We take AFM phase of MP-type structure as the ground state phase in the following. It is observed from Table I that AFM MP-type is the most stable among the states considered, this agrees well with the experimental ground state, and theoretical structural parameters in this state are in agreement with experimental values[2]. It is evidenced by cohesive energies that the fully optimized ZB-type structure is metastable and 0.885 eV higher in energy than MP-type AFM state, it agrees well with former's work[30]. The equilibrium energy and volumes of the FM ZB-type and FM WZ-type are almost the same, with their difference being only 2meV and  $0.09\text{\AA}^3$ , respectively. From the Table I it can be clearly seen that the fully optimized MP-type CrAs in AFM state is lower in energy than any other phases, so it is the stable phase. The NA-type AFM state is 40 meV higher than MP-type AFM, and is the second-most stable phase.

TABLE I: The calculated structural properties of the lattice types (LT) and magnetic states of CrAs; SG: space group;  $a(\text{\AA})$ : lattice constants;  $L(\text{\AA})$ :length of Cr-As bond;  $M(\mu_B)$ : magnetic moment per formula unit;  $E_c(\text{eV})$ : cohesive energy per CrAs pair;  $E_m(\text{eV})$ :relative energy per CrAs pair. TW:this work; OW:other work.

Results	LT	SG	MS	a/b/c	L	B	$E_c$	M	$E_m$
TW	MP	62	AFM	5.5705/3.4981/6.2702	2.5562	83.33	-7.418	-	0
OW[2]	MP	62	AFM	5.5773/3.5731/6.1289	-	-	-	-	-
OW[34]	MP	62	AFM	5.637/3.445/6.197	-	-	-	-	-
OW[31]	MP	62	FM	5.741/3.468/6.222	-	-	-	-	-
OW[32]	MP	62	NM	5.649/3.463/6.212	-	-	-	-	-
OW[33]	MP	62	NM	5.6520/3.4649/6.2087	-	-	-	-	-
TW	NA	194	AFM	3.7793/5.3234	2.5558	135.36	-7.377	-	0.041
OW[34]	NA	194	AFM	3.628/5.561	-	-	-	-	-
OW[35]	NA	194	NM	3.55/5.68	-	-	-	-	-
TW	WZ	186	FM	4.15/6.71	2.5178	68.65	-6.533	3.000	0.887
OW[18]	WZ	186	FM	4.002/6.531	-	68.4	-	3.000	-
TW	ZB	216	FM	5.6683	2.4545	68.83	-6.533	3.000	0.885
OW[13]	ZB	216	FM	5.659	-	71.0	-6.533	3.000	-
TW	RS	225	FM	5.1205	2.5603	94.86	-7.026	2.931	0.392
TW	CC	221	FM	3.0003	2.5983	147.62	-6.792	1.183	0.626

The plots of calculated total energies versus formula volume for CrAs in six crystal structures are shown in Fig.2. For the MP and NA structures only AFM phases are presented because the NM and FM phases are always higher in total energy. Only the ferromagnetic phases of ZB, CC, WZ, RS are presented because the NM and AFM phases are always higher in total energy.

The calculated total energies for NM, FM, and AFM states of CrAs in MP-type structure are plotted in Fig.3 as a function of crystal Volume. As seen in this figure, the total energies calculations indicate that the AFM state is the most stable. This is consistent with observation that MP-type CrAs is an AFM state. It is noted that the AFM state of CrAs in

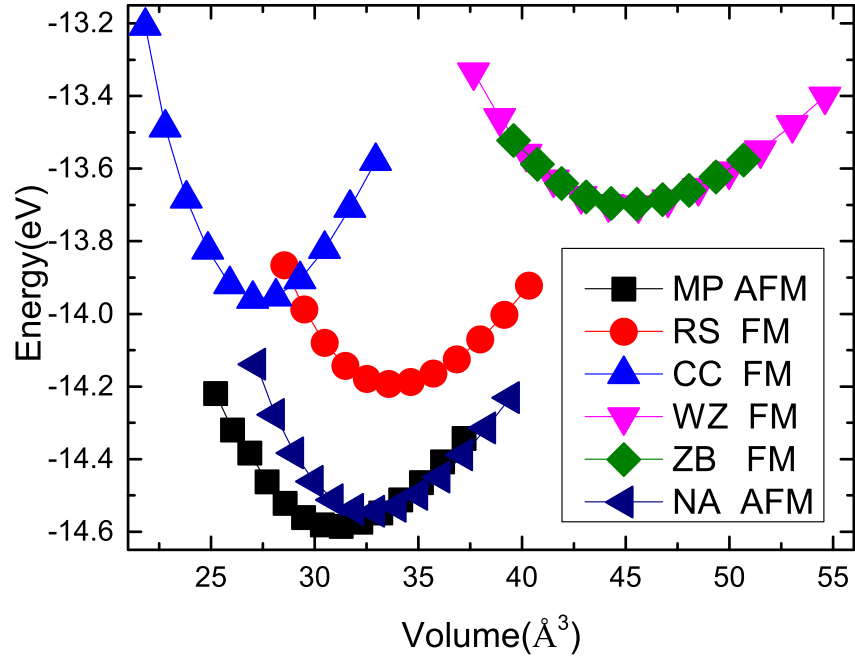


FIG. 2: (Color online) Total energy as a function of volume for CrAs in six crystal structures. For every structure only the lowest phase of NM, AFM and FM is shown

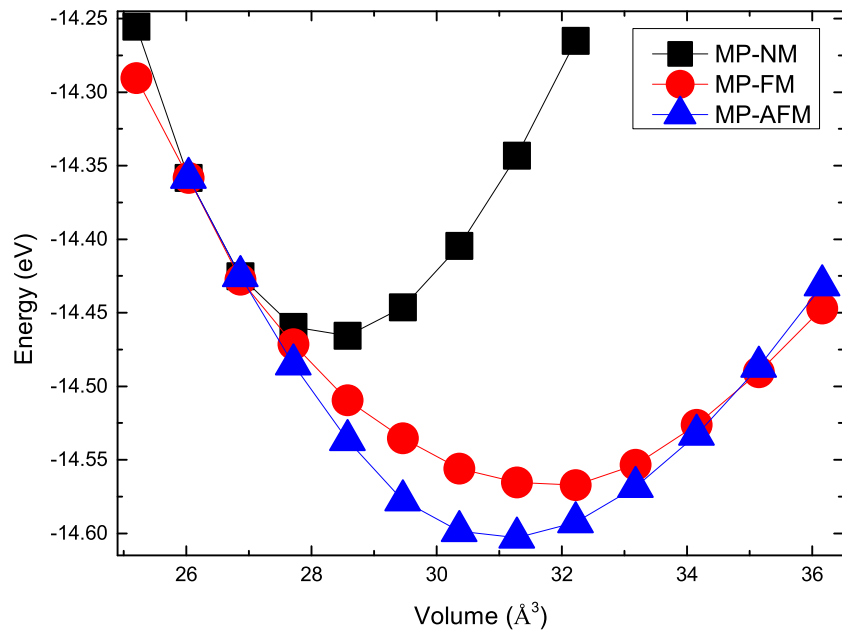


FIG. 3: (Color online) Energy as a function of volume of CrAs in NM, FM, AFM state at MP structure.



MP-type structure is energetically more stable compared to the FM and NM state over a wide range of lattice volume. The equilibrium lattice volume is found to be. We noticed that the energy of FM state in MP-type is higher than that of AFM about 0.036 eV which is smaller than the AFM NA-type. This may explain that the new metastable FM orthorhombic structure CrAs epilayers have been grown on GaAs(001) in a recent experiment[19], and it agree with the results of Hashemifar’s [30].

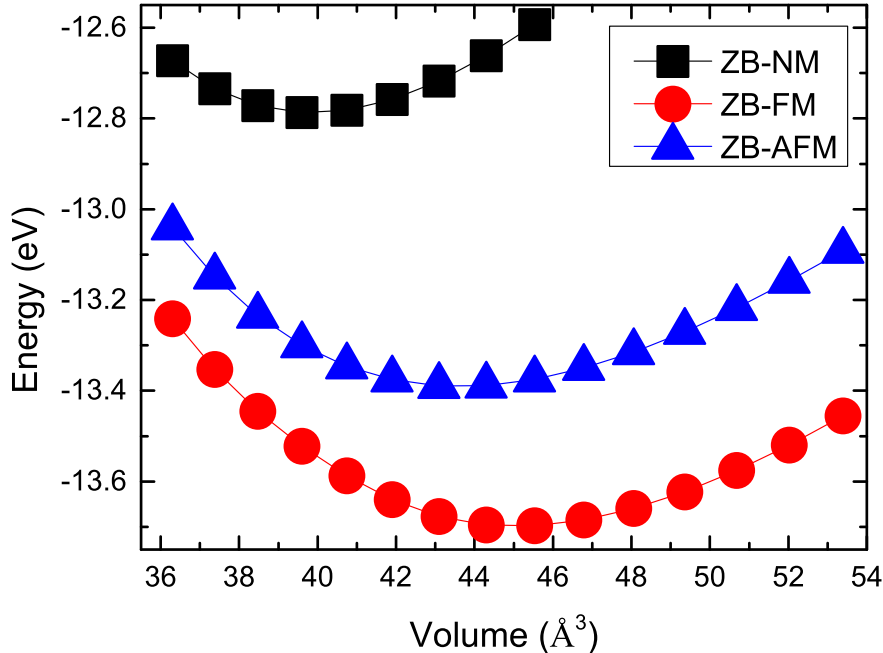


FIG. 4: (Color online)Energy as a function of volume of CrAs in NM, FM, AFM state at ZB-type structure.

For the four FM structure: RS, CC, ZB, and WZ, we choose ZB as a representative. The calculated total energies as a function of crystal volume for NM, FM, and AFM states of CrAs in ZB-type structure are plotted in Fig.4. As seen in this figure, the total calculation indicates that the FM state is most stable for this structure. This is consistent with the previous work that ZB-type CrAs is an FM state[13, 16].

It was found that the WZ-type and ZB-type CrAs are HM ferromagnets. The magnetic moments are  $3.000\mu_B$  Bohr magnetons for both ZB and WZ structures. We also calculate the magnetic moments in all FM phases for this compounds, results are presented in Table 1. The total magnetic moment for ZB-type FM was calculated as  $3.000\mu_B$  per CrAs pair, which is in excellent agreement with the saturation moments estimated experimentally[16]and the-

oretical results[13]. The magnetic moment of CrAs in FM state of four different structures are calculated as a function of lattice volume and are shown in Fig.5.

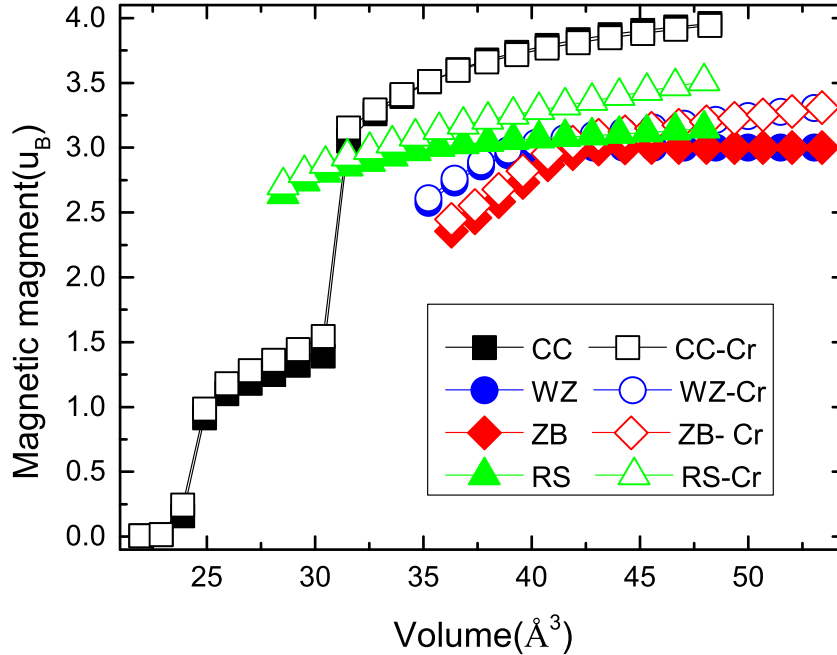


FIG. 5: (Color online) Magnetic moment-volume curves of four crystal structure CrAs in FM state.

With increasing volume, the magnetic moments of CC-FM grow rapidly, while the other three grow slowly, the slopes become smaller and nearly constant as 3 per CrAs pair. The dependence of the magnetic moments on the formula volumes is illustrated in the figure 5. The moments are an integer,  $3.000\text{\AA}$ , in the units of at the equilibrium volumes for WZ-type and ZB-type CrAs and expanded volumes for RS-type CrAs, and remain unchanged down  $-12\%$  and  $-5\%$  in relative volumes, respectively. The net moment of  $3.000\mu_B$  results from the remaining four of the 3d plus two of 4s electrons of chromium bonding with the three As p electrons. The moments of RS-type CrAs is  $2.931\mu_B$  at its equilibrium volumes.

To study the electronic structures and magnetic properties of the system, the total density of states(DOS) are calculated with these optimized structures. Spin-resolved total DOS of CrAs with all the four FM phases in RS, CC, ZB, and WZ are presented in Fig.6. Furthermore, in ZB and WZ phases, there are clear half-metallic gaps, which are defined as the minimum of Ebc and Etv, where Ebs is defined as the bottom energy of minority-spin conduction bands with respect to the Fermi energy and Etv the absolute values of the top energy of minority-spin valance bands. This gap, rather than the minority-spin gap around

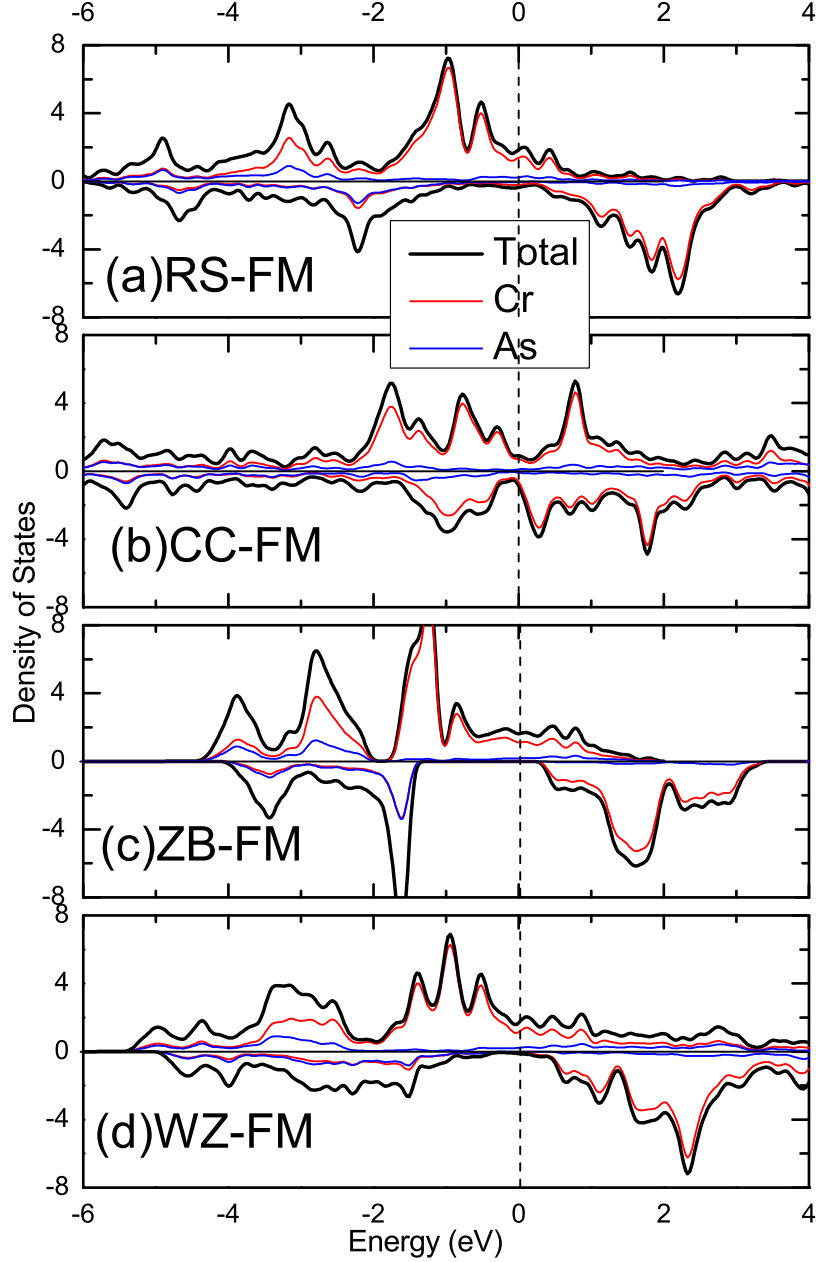


FIG. 6: (Color online) Spin-dependent total densities of states (DOS, states/eV per formula unit) of the four FM CrAs in stable magnetic state. Upper and lower parts of every panel are for majority-spin and minority-spin, respectively.

the Fermi energy, is essential to a half-metallic ferromagnet. In Fig.6a, the DOS of RS CrAs at the equilibrium lattice parameter  $5.2105\text{\AA}$  is given. Note that at equilibrium volume CrAs in RS-type structure is not HM, but has a high spin polarization.

Large HM gaps( $E_g$ ) are observed for both of them in the spin-down channel in the case of ZB and WZ-type FM phase, which agrees well with former's work[13, 18]. For the mechanism of HM in the ZB and WZ structures of CrAs, please see the Ref.[13, 18, 36] for details. All the FM states have a high spin polarization, except CC phase with a spin polarization as 2.8%.

## CONCLUSION

First-principles calculations using density-functional theory have been performed to study the structural, magnetic and electronic structure properties of CrAs in six different crystal structure. Accurate structure parameters, lattice, bulk modulus were calculated. It was found from total-energy calculation that the FM state is energetically favorable for RS-type, CC-type, ZB-type, and WZ-type structure, AFM state for NA-type and MP-type structure. The density of states shows HM behavior in ZB-type and WZ-type structures. A band gap was found for spin-down electron, which is the signature of HM behavior for RS-type CrAs with expanded lattice. We also confirmed the bulk ground state, an orthorhombic MP-type structure with AFM spin order. The density of states shows AFM state metallic behavior in both MP-type and NA-type structures. The results regarding structural parameters and magnetic properties agrees well with experimental data and other theoretical works. We hope our results to stimulate further interest in both theoretical and experimental research in the binary compound CrAs.

This work is supported by the Foundation of Hebei Province, China (No. A2015203021), and also partly by Key Project of Heibei Educational Department, China (No. ZD2014015) and Project of Liaoning Educational Department, China (No. 2015015)

- 
- [1] K. Motizuki, H. Ido, T. Itoh et al, Springer Ser. Mater. Sci. **131**, 1-132 (2009).
  - [2] K. Selte, A. Kjekshus, W.E. Jamison, A.F. Andresen, and J.E. Engebretsen, Acta Chem. Scand. **25**, 1703 (1971).
  - [3] H. Boller, A. Kallel, Solid State Commun. **9**, 1699 (1971).
  - [4] H. Watanabe, N. Kazama, Y. Yamaguchi et al, J. Appl. Phys. **40**, 1128 (1969).
  - [5] N. Kazama, H. Watanabe, J. Phys. Soc. Japan **30**, 1319 (1971).

- [6] T. Ito, H. Ido, K. Motizuki, *J. Mag. Mag. Mater.* **310**, e558 (2007).
- [7] S. Polesya, G. Kuhn, D. Benea, S. Mankovsky, and H. Ebert, *Z. Anorg. Allg. Chem.* **639**, 2826 (2013)..
- [8] I. Zutic, J. Fabian, and S. Das Sarma, *Rev. Mod. Phys.* **76**, 323 (2004).
- [9] G.A. Prinz, *Science*, **282**, 1660 (1998); G.A. Prinz, *J. Magn. Magn. Mater.* **200**, 57 (1999); S.A. Wolf, D.D. Awschalom, R.A. Buhrman, J.M. Daughton, S. von Monlar, M.L. Roukes, A.Y. Chtchelkanova, and D.M. Treger, **294**, 1488 (2001).
- [10] R.A. de Groot, F.M. Mueller, P.G. van Engen, and K.H.J. Buschow, *Phys. Rev. Lett.* **50**, 2024 (1983).
- [11] M. Shirai, *J. Appl. Phys.* **93**, 6844 (2003).
- [12] M. Geshi, M. Shirai, K. Kusakabe, *Comp. Mater. Sci.* **36**, 143 (2006).
- [13] W.H. Xie, Y.Q. Xu, B.G. Liu, and D. G. Pettifor, *Phys. Rev. Lett.* **91**, 037204 (2003).
- [14] M. Mizuguchi, H. Akinaga, *J. Appl. Phys.* **91**, 7917 (2012).
- [15] H. Ofuchi, M. Mizuguchi, K. Ono, et al, *Nucl. Instrum. Meth.* **199**, 277 (2003).
- [16] H. Akinaga, T. Manago, M. Shirai, *Jpn. J. Appl. Phys., Part 2*, **39**, L1118 (2000).
- [17] M.S. Miao, W.R.L. Lambrecht, *APS Meeting Abstracts*, (2004).
- [18] W.H. Xie, B.G. Liu, and D.G. Pettifor, *Phys. Rev. B* **68**, 134407 (2003).
- [19] V.H. Etgens, P.C. de Camargo, M. Eddrief, R. Mattana, J. M. George, and Y. Garreau, *Phys. Rev. Lett.* **92**, 167205 (2014).
- [20] W. Wu, J.G. Cheng, K. Matsubayashi, P.P. Kong, et al, *Nat. Commun.* **5**, 5508 (2014).
- [21] H. Kotegawa, S. Nakahara, R. Akamatsu, H. Tou, H. Sugawara, and H. Harima, *Phys. Rev. Lett.* **114**, 117002 (2014).
- [22] W. Wu, X. Zhang, Z. Yin, P. Zheng, et al, *Sci. China Phys. Mech. Astron.* **53**, 1207 (2010).
- [23] K. Selte, H. Hjersing, A. Kjekshus, A.F. Andresen, K. Edlund, M. Eliassen, C. Herskind, T. Laursen, P.M. Pedersen, *Acta Chem. Scand.* **29**, 312-316 (1975).
- [24] T. Suzuki, and H. Ido, *J. Appl. Phys.* **73**, 5686 (1993).
- [25] G. Kresse, J. Hafner, *Phys. Rev. B* **49**, 14251(1994).
- [26] G. Kresse, J. Furthmuller, *Phys. Rev. B* **54**, 11169(1996); G. Kresse, J. Furthmuller, *Comput. Mater. Sci.* **6**, 15(1996).
- [27] M.C. Payne, M.P. Teter, D.C. Allan, et al, *Rev. Mod. Phys.* **64**, 1045 (1992).
- [28] J.P. Perdew, K. Burke, M. Ernzerhof, *Phys. Rev. Lett.* **77**, 3865 (1996).

- [29] H.J. Monkhorst, J.D. Pack, Phys. Rev. B **13**, 5188 (1976).
- [30] S.J. Hashemifar, P. Kratzer, M. Scheffler, Phys. Rev. B **82**, 214417(2010).
- [31] H. Nowotny, and O. Arstad, Z. Phys. Chem. (Leipzig)**38**, 461 (1937).
- [32] Landolt-Börnstein III/27a, in: K. Adachi, S. Ogawa (Eds.), Magnetic Properties of Pnictides and Chalcogenides, Springer, Berlin, 1989, p. 70.
- [33] B. Saparov, J.E. Mitchell and A.S. Sefat, Supercond. Sci. Technol. **25**, 084016 (2012).
- [34] R. Podlucky, Electronic structure of CrAs and FeAs, J. Magn. Magn. Mat. **43**, 291 (1984).
- [35] K. Motizukit, K. Katoht, and A. Yanaseit, J. Phys. C: Solid State Phys.**19**, 495 (1986).
- [36] Ph Mavropoulos and I. Galanakis, J. Phys.: Condens. Mater.**19**, 315221 (2007).