

# ASASSN-15lh: The Most Luminous Supernova Ever Discovered

Subo Dong,<sup>1\*</sup> B. J. Shappee,<sup>2,3</sup> J. L. Prieto,<sup>4,5</sup> S. W. Jha,<sup>6</sup> K. Z. Stanek,<sup>7,8</sup>  
 T. W.-S. Holoien,<sup>7,8</sup> C. S. Kochanek,<sup>7,8</sup> T. A. Thompson,<sup>7,8</sup> N. Morrell,<sup>9</sup>  
 I. B. Thompson,<sup>2</sup> U. Basu,<sup>7</sup> J. F. Beacom,<sup>7,8,10</sup> D. Bersier,<sup>11</sup> J. Brimacombe,<sup>12</sup>  
 J. S. Brown,<sup>7</sup> Ping Chen,<sup>13</sup> E. Conseil,<sup>14</sup> A. B. Danilet,<sup>7</sup> E. Falco,<sup>15</sup> D. Grupe,<sup>16</sup>  
 S. Kiyota,<sup>17</sup> G. Masi,<sup>18</sup> B. Nicholls,<sup>19</sup> F. Olivares,<sup>20,5</sup> G. Pignata,<sup>20,5</sup>  
 G. Pojmanski,<sup>21</sup> G. V. Simonian,<sup>7</sup> D. M. Szczygiel,<sup>21</sup> P. R. Woźniak<sup>22</sup>

<sup>1</sup> Kavli Institute for Astronomy and Astrophysics, Peking University, Yi He Yuan Road 5, Hai Dian District, Beijing 100871, China

<sup>2</sup> Carnegie Observatories, 813 Santa Barbara Street, Pasadena, CA 91101, USA

<sup>3</sup> Hubble and Carnegie-Princeton Fellow

<sup>4</sup> Núcleo de Astronomía de la Facultad de Ingeniería, Universidad Diego Portales, Av. Ejército 441, Santiago, Chile

<sup>5</sup> Millennium Institute of Astrophysics, Santiago, Chile

<sup>6</sup> Department of Physics and Astronomy, Rutgers, The State University of New Jersey, 136 Frelinghuysen Road, Piscataway, NJ 08854, USA

<sup>7</sup> Department of Astronomy, The Ohio State University, 140 W. 18th Ave., Columbus, OH 43210, USA

<sup>8</sup> Center for Cosmology and AstroParticle Physics (CCAPP), The Ohio State University, 191 W. Woodruff Ave., Columbus, OH 43210, USA

<sup>9</sup> Las Campanas Observatory, Carnegie Observatories, Casilla 601, La Serena, Chile,

<sup>10</sup> Department of Physics, The Ohio State University, 191 W. Woodruff Ave., Columbus, OH 43210, USA

<sup>11</sup> Astrophysics Research Institute, Liverpool John Moores University, 146 Brownlow Hill, Liverpool L3 5RF, UK

<sup>12</sup> Coral Towers Observatory, Cairns, Queensland 4870, Australia

<sup>13</sup> Department of Astronomy, Peking University, 5 Yiheyuanlu, 100871, P. R. China

<sup>14</sup> Association Française des Observateurs d'Étoiles Variables (AFOEV), Observatoire de Strasbourg 11, rue de l'Université, F-67000 Strasbourg, France

<sup>15</sup> Harvard-Smithsonian Center for Astrophysics, 60 Garden St., Cambridge, MA 02138, USA.

<sup>16</sup> Department of Earth and Space Science, Morehead State University, 235 Martindale Dr.,

Morehead, KY 40351, USA

<sup>17</sup> Variable Star Observers League in Japan (VSOLJ), 7-1 Kitahatsutomi, Kamagaya, Chiba 273-0126, Japan

<sup>18</sup> The Virtual Telescope Project, Via Madonna de Loco 47, 03023 Ceccano, Italy

<sup>19</sup> Mt Vernon Observatory, 6 Mt Vernon pl, Nelson, New Zealand

<sup>20</sup> Departamento Ciencias Fisicas, Universidad Andres Bello, Av. Republica 252, Santiago, Chile

<sup>21</sup> Warsaw University Astronomical Observatory, Al. Ujazdowskie 4, 00-478 Warsaw, Poland

<sup>22</sup> Los Alamos National Laboratory, Mail Stop B244, Los Alamos, NM 87545, USA

\*To whom correspondence should be addressed; E-mail: dongsubo@pku.edu.cn.

**We report the discovery and early evolution of ASASSN-15lh, the most luminous supernova ever found. At redshift  $z = 0.2326$ , ASASSN-15lh reached an absolute magnitude of  $M_{u,AB} \simeq -23.5$  and bolometric luminosity  $L_{bol} \simeq 2.2 \times 10^{45}$  ergs s<sup>-1</sup>, which is  $\gtrsim 2$  times more luminous than any previously known supernova. Its spectra match the hydrogen-poor sub-class of super-luminous supernovae (SLSNe-I), whose energy sources and progenitors are poorly understood. In contrast to known SLSNe-I, most of which reside in star-forming, dwarf galaxies, its host appears to be a luminous galaxy ( $M_V \simeq -22$ ;  $M_K \simeq -25.1$ ) with little star formation. In the two months since its first detection, ASASSN-15lh has radiated  $\sim 7.5 \times 10^{51}$  ergs, challenging the popular magnetar model for the engine of SLSNe-I.**

Ancient Chinese records of supernovae, powerful explosions heralding the deaths of stars, date back almost two thousand years (1), but only within the last two decades has the most luminous class of supernovae (super-luminous supernovae, SLSNe) been identified (see review by (2)). Compared to the most commonly discovered SNe (Type Ia), SLSNe are more luminous by  $\gtrsim 2$  magnitudes at peak while rarer by  $\gtrsim 3$  orders of magnitude (3). Like normal SNe, SLSNe are classified by their spectra as either SLSN-I (hydrogen-poor) or SLSN-II

(hydrogen-rich). Yet the physical characteristics of SLSNe may not be simple extensions from their low-luminosity counterparts (2). In particular, the power source for SLSNe-I is poorly understood (4). Adding to the puzzle, SLSNe tend to explode in low-luminosity, star-forming dwarf galaxies (5–7), which hinders their discovery by traditional SN surveys that target luminous galaxies. The recent advent of wide-area, un-targeted transient surveys has made the systematic discovery and investigation of the SLSNe population possible (e.g., (4, 8–11)).

The All-Sky Automated Survey for SuperNovae (ASAS-SN<sup>1</sup>; (12)) scans the visible sky every 2–3 nights to depths of  $V \simeq 16.5 - 17.3$  mag using a global network of 14 cm telescopes (12) in an un-targeted search for new transients, particularly bright supernovae. Here, we report the discovery of ASASSN-15lh. With a peak absolute magnitude of  $M_{u,AB} \sim -23.5$ , it is more luminous than any known supernova and challenges all theories for its origin.

On June 14, 2015<sup>2</sup>, ASAS-SN triggered on a new source located at RA = 22<sup>h</sup>02<sup>m</sup>15<sup>s</sup>.45 Dec =  $-61^{\circ}39'34''.6$  (J2000), which coincides with a galaxy of unknown redshift, APMUKS(BJ) B215839.70-615403.9. Upon confirmation, we designated this new source ASASSN-15lh and publicly released its coordinates (13).

The ASAS-SN images were processed using image subtraction (14), which removes host-galaxy light. By combining multiple epochs of these images we extended the detections to fainter fluxes, finding that ASASSN-15lh was first detectable on May 8, 2015 ( $V \sim 17.4$  mag) and continues to be detected to date (Figure 1). The ASAS-SN light curve peaked at  $V \sim 16.9$  on approximately  $t_{\text{peak}} \sim \text{JD}2457179$  (June 05, 2015) based on a parabolic fit to the lightcurve. Follow-up images were taken with the LCOGT 1-m telescopes at Siding Spring Observatory and CTIO, and the  $BV$  light-curves with the galaxy contribution ( $B_{\text{gal}} = 19.5, V_{\text{gal}} = 18.5$ ) subtracted are also shown in Figure 1.

We obtained an optical spectrum (3700 – 9200 Å) of ASASSN-15lh with WFCCD on June

---

<sup>1</sup><http://www.astronomy.ohio-state.edu/~assassin/>

<sup>2</sup>UT dates are used throughout this paper

21, 2015 with the du Pont 100-inch telescope. The blue spectrum motivated *Swift* UVOT/XRT (15) target-of-opportunity observations starting on June 24, 2015. The 6-band *Swift* light curve spanning from the optical to the UV (5468 Å–1928 Å) is shown in Figure 1. The *B*- and *V*-band *Swift* data are host-subtracted, but no subtraction is applied to the four bluest *Swift* bands, where the galaxy contribution is negligible. The *Swift* spectral energy distribution (SED), peaking in the UV, indicates the source has a high temperature. We derive a  $3\sigma$  X-ray flux limit of  $\lesssim 9 \times 10^{-14}$  ergs s $^{-1}$  cm $^{-2}$  (0.3-10 keV) from a total XRT exposure of 10ks taken between June 24 and July 2.

The du Pont spectrum is mostly featureless except for a broad absorption trough near  $\sim 5100$  Å (observer frame). SNID (16), a commonly used SN classifier, failed to find a good match in its library of SN spectra. However, we noticed a striking resemblance between the trough and a feature attributed to OII absorption near 4200 Å (rest frame) in the spectrum of PTF10cwr/SN2010gx an SLSN-I at  $z = 0.230$  (4, 17). Assuming that the ASASSN-15lh absorption trough was also due to OII indicated a similar redshift of  $z \sim 0.23$ . An optical spectrum (3250 – 6150 Å) obtained with RSS on the Southern African Large Telescope (SALT) revealed a clear MgII absorption doublet ( $\lambda\lambda 2796, 2803$ ) at  $z = 0.232$ , confirming our tentative OII identification. Subsequent Clay MagE (July 6) and SALT RSS (July 7) spectra refined the redshift to  $z = 0.2326$  (panels (B) and (C), Figure 2). The available rest frame spectra (Figure 2) all show blue continua, with broad ( $\sim 10^4$  km s $^{-1}$ ) OII absorption, and without hydrogen or helium features, consistent with the main spectral features of SLSNe-I (2, 4).

Figure 1 also shows the light-curve of hydrogen-poor SNSL PTF10cwr for direct comparison with ASASSN-15lh. ASASSN-15lh is  $\sim 2$  mag brighter in the *B*-band and has considerably bluer colors. ASASSN-15lh was thus hotter and at least  $\sim 6$  times more luminous than PTF10cwr, which peaked at  $M_{u,AB} \sim -21.6$  (4).

Using a luminosity distance of 1171 Mpc, Galactic extinction of  $E(B - V) = 0.03$  mag,

assuming no host extinction, and fitting the *Swift* flux measurements to a simple blackbody (BB) model, we obtain slowly declining rest-frame temperatures of  $T_{\text{BB}} = 2.1, 1.8, 1.8, 1.8, 1.7, 1.6 \times 10^4$  K and bolometric luminosities of  $L_{\text{bol}} = 2.2, 2.1, 1.7, 1.7, 1.5, 1.3 \times 10^{45}$  ergs  $\text{s}^{-1}$  at rest-frame phases  $t_{\text{rest}} \sim 15, 17, 19, 22, 25, 27$  days, respectively. The estimated BB radius of  $\sim 5 \times 10^{15}$  cm is similar to those derived for other SLSNe-I (see, e.g., (4, 18)), while the temperature of ASASSN-15lh is substantially higher than other SLSNe-I at similar phases. The XRT 0.2–10 keV upper limit obtained with *Swift* translates to an X-ray luminosity limit of  $< 1.5 \times 10^{43}$  ergs  $\text{s}^{-1}$ .

The absolute magnitudes (AB) in rest-frame  $u$  are shown in Figure 3. Using either  $T_{\text{BB}}$  or the spectra, there is little K-correction in converting from  $B$ -band to rest-frame  $u_{\text{AB}}$  with  $K_{B \rightarrow u_{\text{AB}}} = -0.1$ . The solid red points at  $t_{\text{rest}} \sim 10 - 27$  days include  $B$ -band data and show that  $M_{u, \text{AB}}$  declined from  $\sim -23.5$  to  $\sim -23.1$  during this interval. Prior to  $\sim 10$  days we lack measurements in blue bands. To estimate  $M_{u, \text{AB}}$  at these earlier epochs (open red circles) we assume the  $B - V = -0.3$  mag color and K-corrections found for the later epochs with *Swift* photometry. This likely underestimates the luminosity because of the slowly decreasing temperature. We estimate an integrated energy radiated of  $\sim 7.5 \times 10^{51}$  ergs over  $\sim 50$  days in the rest frame. While our estimates at  $t_{\text{rest}} \lesssim 10$  days should be treated with caution, we can securely conclude that the peak  $M_{u, \text{AB}}$  is  $\lesssim -23.5$ , with bolometric luminosity  $\gtrsim 2.2 \times 10^{45}$  ergs  $\text{s}^{-1}$ . Both values are without precedent for any supernova. In Figure 3, we compare ASASSN-15lh with a sample of SLSNe-I (4, 18). Although its spectra closely resemble the SLSNe-I subclass, ASASSN-15lh stands out from the luminosity distribution of known SLSNe-I, whose luminosities are narrowly distributed around  $M \sim -21.7$  (3, 19). In Table 1, we list the peak luminosities of the five most luminous SNe discovered to date, including both SLSN-I and SLSN-II. The absence of both hydrogen and helium emission lines in the spectrum argues strongly against interpreting ASASSN-15lh as a transient associated with an active galactic

nucleus, including the possibility of a tidal disruption event. The close spectral correspondence between ASASSN-15lh and SLSNe-I leads to the conclusion that ASASSN-15lh is the most luminous supernova ever discovered.

Being a unique object, the rate of ASASSN-15lh-like events is uncertain. Based on a simple model of transient light curves in ASAS-SN observations tuned to reproduce the magnitude distribution of ASAS-SN type Ia supernovae, the discovery of one ASASSN-15lh-like event implies a rate of  $r \simeq 0.8 \text{ Gpc}^{-3} \text{ yr}^{-1}$  (90% confidence:  $0.3 < r < 3.7$ ). This is 10 – 100 times smaller than the overall rate of SLSNe-I,  $r \simeq 32 \text{ Gpc}^{-3} \text{ yr}^{-1}$  (90% confidence:  $11 < r < 152$ ) from (3), and suggests a steeply falling luminosity function for such supernovae.

For a redshift of  $z = 0.2326$ , the host galaxy of ASASSN-15lh has  $M_V \approx -22$  ( $V = 18.5$ ; (20)), significantly more luminous than the Milky Way. From images obtained by the ESO VHS survey in near-IR light, we estimate an effective radius for the galaxy of  $\simeq 2 \text{ kpc}$  and  $K_s = 14.82 \pm 0.04$ , corresponding to  $M_K \approx -25.1$  and a stellar mass of  $M_\star \approx 2 \times 10^{11} M_\odot$ . This is in strong contrast to the host galaxies of other SLSNe, which tend to have lower  $M_\star$  (e.g., (5–7)), potentially making ASASSN-15lh even more interesting. Curiously, the lack of narrow hydrogen and oxygen emission lines implies little star formation  $\text{SFR} < 0.3 M_\odot \text{ yr}^{-1}$  (21). Using 10 comparison stars in the field measured on LCOGT images, our astrometry places ASASSN-15lh within  $0''.2$  (750 pc) of the center of the nominal host. High spatial resolution imaging will allow a better measure of a SN-host offset. After ASASSN-15lh fades, a more direct investigation of the local stellar population and star formation of the host will be possible.

The power source for ASASSN-15lh is unknown. Ref (4) argued that the traditional mechanisms powering SNe cannot explain SLSNe-I. The lack of hydrogen or helium suggests that shock interactions with hydrogen-rich circumstellar material, invoked to interpret some SLSNe, cannot explain SLSNe-I or ASASSN-15lh. SLSN-I post-peak decline rates appear too fast to be explained by the radioactive decay of  $^{56}\text{Ni}$  (4) – the energy source for SNe Ia. Although the late-

time light curve can test whether ASASSN-15lh is powered by  $^{56}\text{Ni}$ , we estimate that  $\sim 30 M_{\odot}$  of  $^{56}\text{Ni}$  would be required to produce ASASSN-15lh’s peak luminosity. Another possibility is that the spindown of a rapidly-rotating, highly-magnetic neutron star (a “magnetar”) powers the extraordinary emission (8). To match the peak  $L_{\text{bol}}$  and timescale of ASASSN-15lh, the light-curve models of (22) imply a magnetar spin period and magnetic field strength of  $P \simeq 1$  ms and  $B \simeq 10^{14}$  G, respectively, assuming that all of the spindown power is thermalized in the stellar envelope. If efficient thermalization continues, this model predicts an  $L_{\text{bol}} \propto t^{-2}$  powerlaw at late times. The total observed energy radiated so far ( $\sim 7.5 \times 10^{51}$  ergs) already strains a magnetar interpretation because, for  $P \lesssim 1$  ms, gravitational wave radiation should limit the total rotational energy available to  $E_{\text{rot}}^{\text{max}} \sim 3 \times 10^{52}$  ergs (23) and the total radiated energy to  $E_{\text{rot}}^{\text{max}}/3 \sim 10^{52}$  ergs (22).

The extreme luminosity of ASASSN-15lh and its likely direct association with the death of a massive star opens up the intriguing possibility that such supernovae occur in the early Universe. An event like ASASSN-15lh could be observed with HST out to  $z \sim 6$ , and with JWST out to  $z \gtrsim 10$ . A well-observed local counterpart will be critical in making sense of future observations of the transient high-redshift Universe (19).

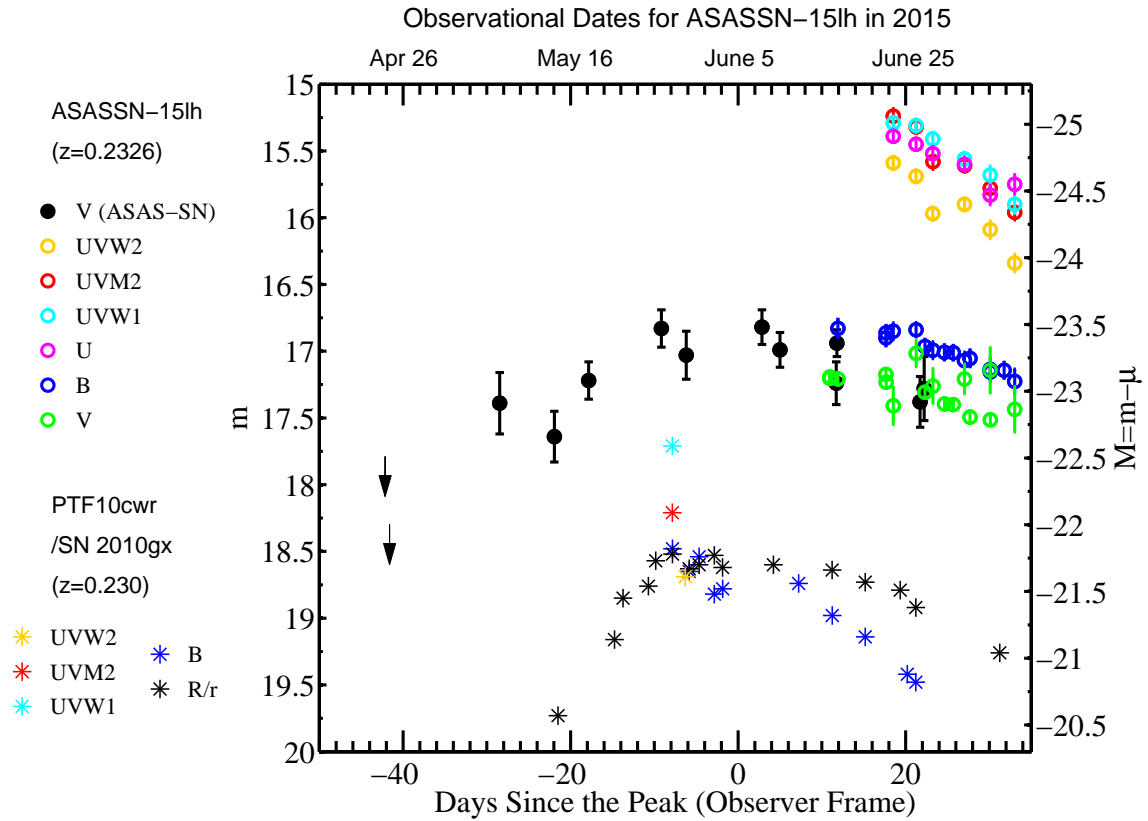
## References and Notes

1. Z. Xi, *Acta Astron. Sin.* **3**, 183 (1955).
2. A. Gal-Yam, *Science* **337**, 927 (2012).
3. R. M. Quimby, F. Yuan, C. Akerlof, J. C. Wheeler, *Mon. Not. R. Astron. Soc.* **431**, 912 (2013).
4. R. M. Quimby, *et al.*, *Nature* **474**, 487 (2011).

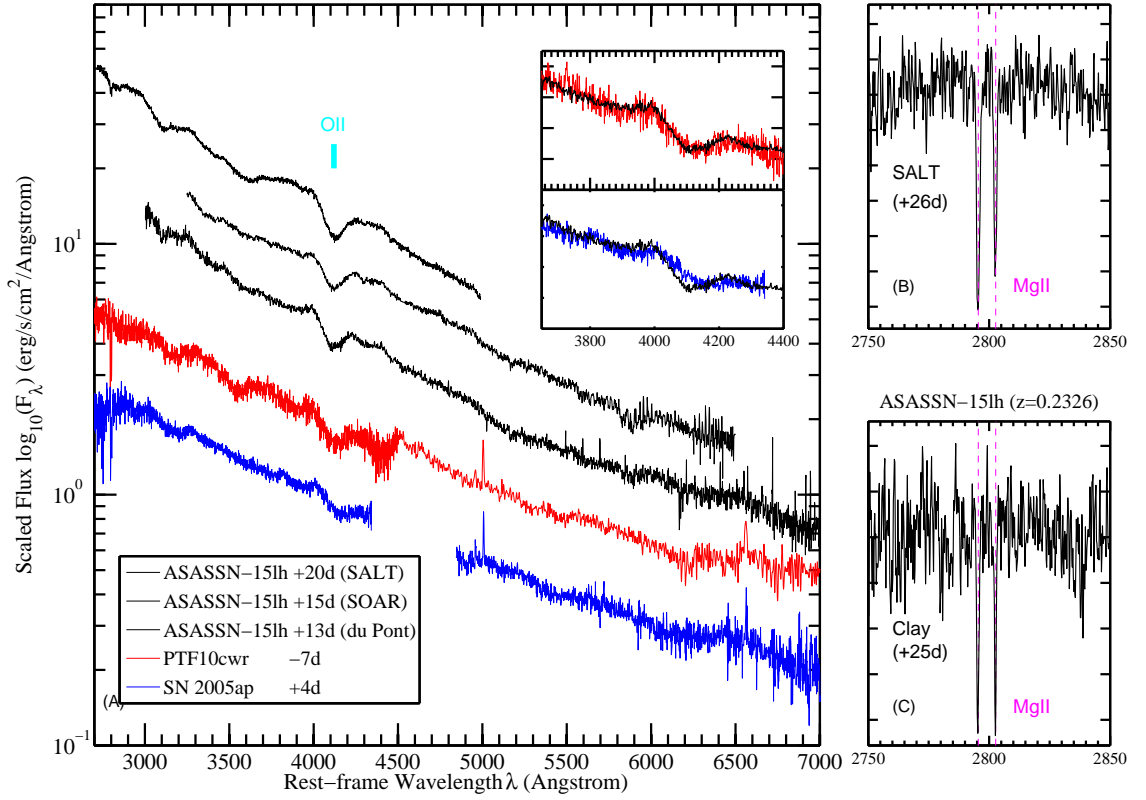
5. J. D. Neill, *et al.*, *Astrophys. J.* **727**, 15 (2011).
6. R. Stoll, *et al.*, *Astrophys. J.* **730**, 34 (2011).
7. R. Lunnan, *et al.*, *Astrophys. J.* **787**, 138 (2014).
8. R. M. Quimby, *et al.*, *Astrophys. J. L.* **668**, L99 (2007).
9. A. Gal-Yam, *et al.*, *Nature* **462**, 624 (2009).
10. L. Chomiuk, *et al.*, *Astrophys. J.* **743**, 114 (2011).
11. A. J. Drake, *et al.*, *Astrophys. J. L.* **718**, L127 (2010).
12. B. J. Shappee, *et al.*, *Astrophys. J.* **788**, 48 (2014).
13. B. Nicholls, *et al.*, *The Astronomer's Telegram* **7642**, 1 (2015).
14. C. Alard, *Astron. Astrophys.* **144**, 363 (2000).
15. D. N. Burrows, *et al.*, *Space Sci. Rev.* **120**, 165 (2005).
16. S. Blondin, J. L. Tonry, *Astrophys. J.* **666**, 1024 (2007).
17. A. Pastorello, *et al.*, *Astrophys. J. L.* **724**, L16 (2010).
18. P. M. Vreeswijk, *et al.*, *Astrophys. J.* **797**, 24 (2014).
19. C. Inserra, S. J. Smartt, *Astrophys. J.* **796**, 87 (2014).
20. A. J. Drake, *et al.*, *Astrophys. J.* **696**, 870 (2009).
21. S. Savaglio, K. Glazebrook, D. Le Borgne, *Astrophys. J.* **691**, 182 (2009).
22. D. Kasen, L. Bildsten, *Astrophys. J.* **717**, 245 (2010).



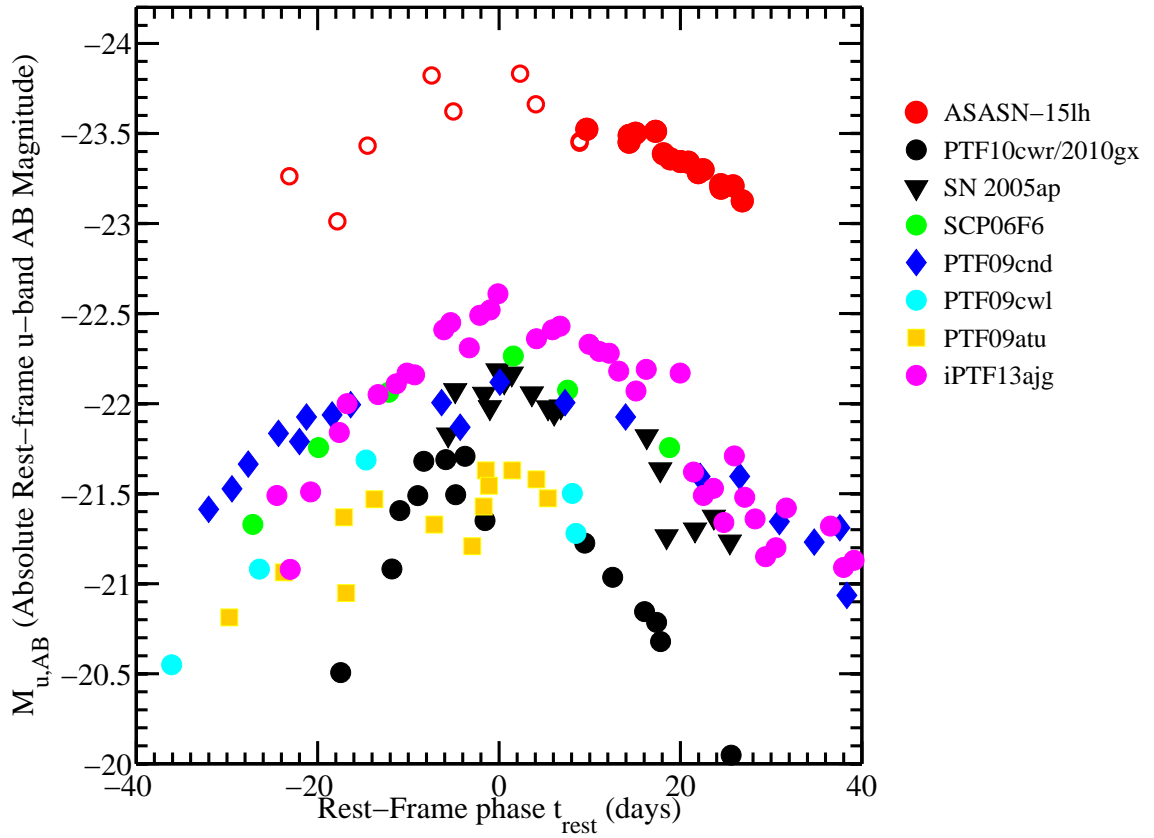
23. B. D. Metzger, D. Giannios, T. A. Thompson, N. Bucciantini, E. Quataert, *Mon. Not. R. Astron. Soc.* **413**, 2031 (2011).
24. O. Yaron, A. Gal-Yam, *Pub. Astron. Soc. Pac.* **124**, 668 (2012).
25. A. J. Drake, *et al.*, *Astrophys. J.* **735**, 106 (2011).
26. S. Benetti, *et al.*, *Mon. Not. R. Astron. Soc.* **441**, 289 (2014).
27. A. A. Miller, *et al.*, *Astrophys. J.* **690**, 1303 (2009).
28. We acknowledge: Bing Zhang, Luis Ho, Avishay Gal-Yam for comments; Éric Depagne, Marissa Kotze, Paul Kotze, and Brent Miszalski (SALT staff), LCOGT, NSF AST-0908816, OSU CCAPP, Mt. Cuba Astronomical Foundation, TAP, ESO programme ID 179.A-2010, SAO, LCO for du Pont and Magellan Clay data; CAS Grant No. XDB09000000 (SD); NASA Hubble Fellowship (BJS); FONDECYT grant 1151445, MAS project IC120009 (JLP); NSF CAREER award AST-0847157 (SWJ); DOE DE-FG02-97ER25308 (TWSH); NSF PHY-1404311 (JFB) and LANL Laboratory Directed Research and Development program (PRW).



**Figure 1.** Multi-band light curve of ASASSN-15lh in comparison with the SLSN-I PTF10cwr/SN 2010gx (asterisks;  $(4, 17)$ ). Since both events occurred at  $z \sim 0.23$  (distance modulus  $\mu = 40.3$ ), a direct comparison can be made. The  $V$ -band ASAS-SN light curve of ASASSN-15lh is shown as black solid dots, and upper limits are represented by black arrows. *Swift* and LCOGT 1-m data are shown as open circles. ASASSN-15lh is both hotter and  $> 6$  times more luminous than PTF10cwr ( $M_{u,AB} = -21.6$ ).



**Figure 2.** Rest-frame spectra of ASASSN-15lh (black) compared with SLSNe-I PTF10cwr ( $-7$  days, red) and SN 2005ap ( $\sim +4$  days, blue) (from WISeREP (24)). The spectra are offset for clarity. The ASASSN-15lh spectra are blue and featureless, except for a broad absorption feature at rest-frame  $\sim 4100\text{\AA}$ , closely matching the OII absorption trough in PTF10cwr and SN 2005ap. The inset shows close comparisons. The ASASSN-15lh host redshift ( $z = 0.2326$ ) is determined from the MgII doublets seen in the SALT RSS and Clay MagE spectra (panels (B) and (C)).



**Figure 3.** Rest-frame absolute magnitude light curve of ASASSN-15lh near peak compared with other SLSNe-I. Estimates of  $M_{u,AB}$  for ASASSN-15lh derived from  $B$ -band fluxes at  $t_{\text{rest}} \gtrsim 10$  days, which are subject to small  $K$ -corrections, are shown in red solid dots, while the less reliable  $V$ -band estimates of  $M_{u,AB}$  are shown in red open circles. The comparison sample (4, 18) includes the most luminous SLSNe-I previously known. At  $M_{u,AB} = -23.5$ , ASASSN-15lh stands out from the SLSNe-I luminosity distribution (3, 19). Its peak bolometric absolute magnitude is more than  $\sim 1$  mag more luminous than any other SLSN-I.

Table 1: The Five Most Luminous SNe

Name	$L_{\text{peak}}$ (ergs s $^{-1}$ )	Type	Ref.
ASASSN-15lh	$2.2 \times 10^{45}$	SLSN-I	This Work
CSS100217	$1.3 \times 10^{45}$	SLSN-II?	(25)
CSS121015	$8.5 \times 10^{44}$	SLSN-II	(26)
SN 2008es	$6.3 \times 10^{44}$	SLSN-II	(27)
iPTF13ajg	$6.3 \times 10^{44}$	SLSN-I	(18)

We list the five most luminous SNe discovered with peak luminosity and type. ASASSN-15lh is  $\gtrsim 2$  more luminous than any other SN. Note that CSS100217 is found at the core of an AGN, and whether it is an AGN transient or an SLSN-II is under debate (3, 25).