

# Invariant-based pulse engineering without rotating wave approximation

S. Ibáñez,<sup>1</sup> Yi-Chao Li,<sup>2</sup> Xi Chen,<sup>2</sup> and J. G. Muga<sup>1,2</sup>

<sup>1</sup>*Departamento de Química Física, Universidad del País Vasco UPV/EHU, Apdo. 644, Bilbao, Spain*

<sup>2</sup>*Department of Physics, Shanghai University, 200444 Shanghai, People's Republic of China*

We inverse engineer realizable time-dependent semiclassical pulses to invert or manipulate a two-level system faster than adiabatically when the rotating-wave approximation cannot be applied. Different inversion routes, based on a counterdiabatic approach or invariants, lead quite generally to singular fields. Making use of the relation between the invariants of motion and the Hamiltonian, and canceling the troublesome singularities, an inversion scheme is put forward for the regime in which the pulse spans few oscillations. For many oscillations an alternative numerical minimization method is proposed and demonstrated.

PACS numbers: 03.65.Ca, 32.80.Qk, 37.10.De, 42.50.Dv, 42.50.-p

*Introduction.*— Controlling accurately the internal states of quantum two-level systems, realized by real or artificial atoms, is a fundamental task in nuclear magnetic resonance, metrology, or to develop new quantum technologies. Pulse engineering is the art and science of designing realizable control fields to perform specific operations on the two-level system. It is, in other words, an “inverse problem” consisting in determining a Hamiltonian that drives the system to specific states in a given time, e.g., the ones that would be reached in an ideal adiabatic driving [1]. The design and implementation of the pulse are easier for adiabatic dynamics, as the final atomic state is quite insensitive to smooth deviations from the ideal pulse, but for faster-than-adiabatic processes, the design and its implementation become more demanding. As well, the failure of the rotating-wave approximation (RWA) due to strong drivings complicates the inversion, but this regime is key to achieve fast control of two-level systems, as in nitrogen-vacancy centers [2, 3].

In this paper we focus on speeding up “rapid adiabatic passage” (RAP) population inversion processes in two-level systems [1, 4, 5], beyond the RWA. A difficulty is that, without the RWA, a consistency condition between diagonal and non-diagonal elements of the interaction-picture Hamiltonian, which involves the phase of the field,  $\varphi(t)$ , and its derivative, must be satisfied.

We shall first apply the counterdiabatic (CD) method [4, 6–9] to speed up an adiabatic population inversion beyond the RWA [10]. In this method a reference Hamiltonian is complemented, or even substituted, by a CD term to perform the desired task, an adiabatic process with respect to the reference Hamiltonian. The formal solution provided by the counterdiabatic approach in the interaction picture defined by the reference Hamiltonian does not necessarily satisfy the consistency condition, unless an appropriate (consistent) Schrödinger picture, and corresponding field, are defined by a different transformation among the pictures [11]. Nevertheless, this consistent field implies in general singularities in the Rabi frequency.

We then use invariants of motion [1, 12]. Designing the invariant is equivalent to imposing the desired dynamics.

This is easy within the RWA by setting the time dependence of independent auxiliary variables corresponding to polar and azimuthal angles,  $\theta(t)$  and  $\beta(t)$ , that characterize the invariant eigenstates on the Bloch sphere. From these angles the time dependences of the Hamiltonian components and thus the physical fields may be deduced [1]. By contrast, without the RWA, a naive independent design leads again to singularities in the field. We show two different ways to engineer the field. When the pulse duration spans only few field oscillations the angles  $\theta$  and  $\beta$  may be set to cancel all singularities and produce a smooth, finite-intensity pulse. Instead, if many field oscillations occur, a numerical minimization method to find optimal parameters in a predetermined pulse form may be used to invert the population.

We shall set first the basic concepts and notation. Assuming a semiclassical interaction between the electric field,  $E(t) = E_0(t) \cos[\varphi(t)]$ , and the two-level atom, the Hamiltonian of the atom in the Schrödinger picture, in the electric dipole approximation, is, see for example [13],

$$H_s(t) = \frac{\hbar}{2} \left\{ \omega_0(t) (|2\rangle\langle 2| - |1\rangle\langle 1|) + \Omega_R(t) [(|2\rangle\langle 1| + |1\rangle\langle 2|)(e^{i\varphi(t)} + e^{-i\varphi(t)})] \right\}$$

in the bare basis of the atom  $|1\rangle = \begin{pmatrix} 1 \\ 0 \end{pmatrix}$ ,  $|2\rangle = \begin{pmatrix} 0 \\ 1 \end{pmatrix}$ , where  $\omega_0(t)$  is the transition frequency of the atom (it could depend on time controlled, e.g., by Stark shifts),  $\Omega_R(t)$  is the Rabi frequency, assumed real, and  $\dot{\varphi}(t)$  is the instantaneous field frequency, where the dot means derivative with respect to time. The “exact” Hamiltonian (without the RWA) in a field-adapted interaction picture is  $H = U_\varphi^\dagger (H_s - H_\varphi) U_\varphi$ , with  $H_\varphi(t) = \frac{\hbar \dot{\varphi}(t)}{2} (|2\rangle\langle 2| - |1\rangle\langle 1|)$  and  $U_\varphi(t) = e^{-i \int_0^t H_\varphi(t') dt' / \hbar} = e^{-i\varphi(t)/2} |2\rangle\langle 2| + e^{i\varphi(t)/2} |1\rangle\langle 1|$ . Thus [13],

$$H(t) = \frac{\hbar}{2} \begin{pmatrix} -\Delta & \Omega_R(1 + e^{-2i\varphi}) \\ \Omega_R(1 + e^{2i\varphi}) & \Delta \end{pmatrix}, \quad (1)$$

where

$$\Delta(t) = \omega_0(t) - \dot{\varphi}(t) \quad (2)$$

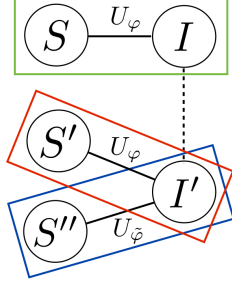


FIG. 1: (Color online) Schematic relation between different Schrödinger and interaction picture dynamical equations. Each node may represent the dynamical equations, and also the Hamiltonian or the states. The rectangular boxes enclose nodes that represent the same underlying physics. The solid lines represent unitary relations for the linked states and the dashed line represents a non-unitary addition of a term to the Hamiltonian.

is the detuning. Note that for a constant  $\omega_0$  the Hamiltonian would depend only on two time-dependent functions,  $\varphi(t)$  and  $\Omega_R(t)$ .

*The counterdiabatic method.*— We may use the counterdiabatic method to speed up an adiabatic population inversion beyond the RWA starting from  $H(t)$ , with  $\varphi(t) = \omega_L t$  and  $\Delta(t) = \omega_0(t) - \omega_L$ , where  $\omega_L$  is a constant pulse frequency [10]. The CD Hamiltonian is given by [10]

$$H_1(t) = \frac{i\hbar}{2C_1} \begin{pmatrix} -B_1/2 & A_1 \\ -A_1^* & B_1/2 \end{pmatrix},$$

where  $A_1(t) = \dot{\Omega}\Delta - \dot{\Delta}\Omega$ ,  $B_1(t) = \dot{\Omega}^*\Omega - \dot{\Omega}\Omega^*$ , and  $C_1(t) = \Delta^2 + |\Omega|^2$ , with  $\Omega(t) = \Omega_R(t)(1 + e^{-2i\varphi(t)})$ . The total Hamiltonian is

$$H + H_1 = \frac{\hbar}{2} \begin{pmatrix} -\tilde{\Delta} & \tilde{\Omega} \\ \tilde{\Omega}^* & \tilde{\Delta} \end{pmatrix}, \quad (3)$$

where  $\tilde{\Omega} = \Omega + iA_1/C_1$  and  $\tilde{\Delta} = \Delta + iB_1/2C_1 = \omega_0 - \omega_L + iB_1/2C_1$ .

$\omega_0 + iB_1/2C_1$  in  $\tilde{\Delta}$  may be interpreted as a new time-dependent atom frequency, so that the total Hamiltonian  $H + H_1$  corresponds to a single pulse with constant frequency  $\omega_L$ , i.e.,  $\tilde{\Delta} = (\omega_0 + iB_1/2C_1) - \omega_L$ . Thus, the non-diagonal element  $\tilde{\Omega}$  should contain the phase  $\varphi(t) = \omega_L t$  in order to satisfy the consistency condition, and the unitary transformation  $U_\varphi$ , for  $\varphi = \omega_L t$ , and the corresponding transformation Hamiltonian,  $H_\varphi = \frac{\hbar\omega_L}{2}(|2\rangle\langle 2| - |1\rangle\langle 1|)$ , would mediate between Schrödinger and interaction pictures. This is schematized in Fig. 1 by the boxes around  $S, I$ , and  $S', I'$ , where  $S$  represents the initial Schrödinger picture driven by  $H_s$  and  $I$  the interaction picture driven by  $H$  and generated by  $U_\varphi$ .  $I'$  represents the addition of an extra term,  $H + H_1$ , and  $S'$  the corresponding Schrödinger picture mediated by  $U_\varphi$ .  $S$  and  $S'$  represent different physics

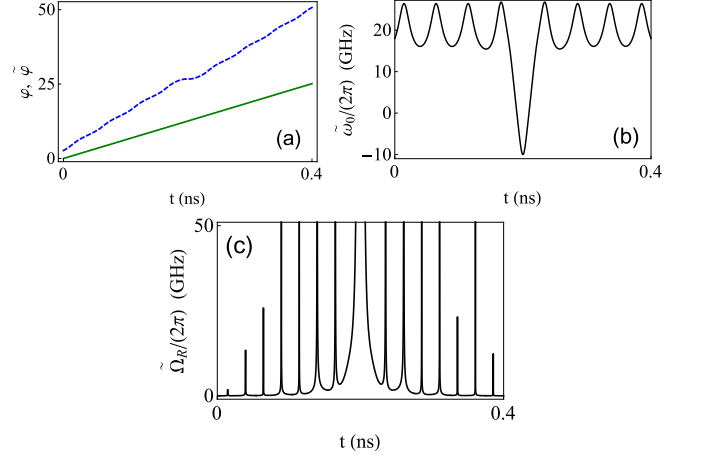


FIG. 2: (Color online) (a)  $\varphi(t) = \omega_L t$  (green solid line) and  $\tilde{\varphi}(t) = -\arg(\tilde{\Omega})$  (blue short-dashed line), and (b)  $\tilde{\omega}_0(t) = \tilde{\Delta} + \dot{\tilde{\varphi}}$  and (c)  $\tilde{\Omega}_R(t) = |\tilde{\Omega}|/(2\sqrt{\cos^2 \tilde{\varphi}})$  divided by  $2\pi$ , for the Allen-Eberly protocol and parameters:  $\Omega_0 = 2\pi \times 3$  MHz,  $\beta = 2\pi \times 200$  MHz,  $t_0 = 0.05$  ns,  $\omega_L = 2\pi \times 10$  GHz, and  $t_f = 0.4$  ns.

due to the term  $H_1$  added in the interaction picture [11]. However, the consistency condition is generally not satisfied. To see this, let us write  $\Omega = \Omega_R(1 + e^{-2i\varphi})$  in polar form as  $\Omega = \sqrt{4\Omega_R^2 \cos^2 \varphi} e^{-i\varphi}$ . Then  $|\Omega| = \sqrt{4\Omega_R^2 \cos^2 \varphi}$  and  $\arg(\Omega) = -\varphi$ . Similarly, rewriting  $\tilde{\Omega}$  as  $\tilde{\Omega} = \sqrt{4\tilde{\Omega}_R^2 \cos^2 \tilde{\varphi}} e^{-i\tilde{\varphi}} = \tilde{\Omega}_R(1 + e^{-2i\tilde{\varphi}})$ , with  $\tilde{\Omega}_R$  and  $\tilde{\varphi}$  the Rabi frequency and the phase associated with the single pulse for  $H + H_1$ , we have  $|\tilde{\Omega}| = \sqrt{4\tilde{\Omega}_R^2 \cos^2 \tilde{\varphi}}$  and  $\arg(\tilde{\Omega}) = -\tilde{\varphi}$ . For the Allen-Eberly protocol [14], with  $\Omega_R = \Omega_0 \sinh(\pi t/2t_0)$  and  $\Delta = (2\beta^2 t_0/\pi) \tanh(\pi t/2t_0)$ , and parameters in the figure caption, Fig. 2 (a) shows that  $\varphi(t)$  and  $\tilde{\varphi}(t)$  do not coincide.

Assuming that  $H_1$  is a Hamiltonian corresponding to an independent (second) pulse complementing the one for  $H$ , leads in fact to the same result as interpreting  $H + H_1$  as a single pulse, since  $H$  is negligible versus  $H_1$ ,  $\Omega \ll iA_1/C_1$  and  $\Delta \ll iB_1/(2C_1)$  for the given parameters, so  $\tilde{\Omega} \simeq iA_1/C_1$  and thus  $\tilde{\varphi} = -\arg(\tilde{\Omega}) \simeq -\arg(iA_1/C_1)$ .

To enforce the consistency between the diagonal and non-diagonal elements in Eq. (3) we may rewrite the detuning with the required structure, now related to the single pulse frequency  $\tilde{\varphi}$  shown in Fig. 2 (a), as  $\tilde{\Delta} = \tilde{\omega}_0(t) - \tilde{\varphi}$ , which defines the new time-dependent atom frequency  $\tilde{\omega}_0(t) = \tilde{\Delta} + \dot{\tilde{\varphi}}$ , see Fig. 2 (b). This procedure may be interpreted physically by a new unitary transformation  $U_{\tilde{\varphi}}(t) = e^{-i\int_0^t H_{\tilde{\varphi}}(t')dt'/\hbar}$  with  $H_{\tilde{\varphi}}(t) = \frac{\hbar\dot{\tilde{\varphi}}}{2}(|2\rangle\langle 2| - |1\rangle\langle 1|)$ , which leads to a different Schrödinger picture  $S''$  [11], see Fig. 1. This solves the consistency condition, but the new Rabi frequency given by  $\tilde{\Omega}_R = |\tilde{\Omega}|/(2\sqrt{\cos^2 \tilde{\varphi}})$  is singular at the zeros of  $\cos \tilde{\varphi}$ , see Fig. 2 (c). In the following sections we shall work

out a solution based on invariants. Thus the possibility to avoid them within the CD framework should not be discarded, since the invariant-based and the CD methods are known to be potentially equivalent [1].

*Invariant-based inverse engineering.*— Associated with  $H(t)$  there are hermitian dynamical invariants,  $I(t)$ , satisfying the invariance condition  $\frac{\partial I}{\partial t} + \frac{1}{i\hbar}[I, H] = 0$  [12], that may be parametrized as [1, 15, 16]

$$I(t) = \frac{\hbar I_0}{2} \begin{pmatrix} \cos \theta & \sin \theta e^{-i\beta} \\ \sin \theta e^{i\beta} & -\cos \theta \end{pmatrix}, \quad (4)$$

where  $I_0$  is an arbitrary constant angular frequency to keep  $I(t)$  with dimensions of energy, and  $\theta \equiv \theta(t)$  and  $\beta \equiv \beta(t)$  are the polar and azimuthal angles in the Bloch sphere, respectively. The eigenvalue equation for  $I(t)$  is  $I(t)|\phi_{\pm}^I(t)\rangle = \lambda_{\pm}|\phi_{\pm}^I(t)\rangle$ , where the eigenvalues are  $\lambda_{\pm} = \pm \hbar I_0/2$  and, consistently with orthogonality and normalization, we can choose the eigenstates basis as

$$|\phi_+^I(t)\rangle = \begin{pmatrix} \cos \frac{\theta}{2} e^{-i\frac{\beta}{2}} \\ \sin \frac{\theta}{2} e^{i\frac{\beta}{2}} \end{pmatrix}, \quad |\phi_-^I(t)\rangle = \begin{pmatrix} \sin \frac{\theta}{2} e^{-i\frac{\beta}{2}} \\ -\cos \frac{\theta}{2} e^{i\frac{\beta}{2}} \end{pmatrix}. \quad (5)$$

The solution of the time-dependent Schrödinger equation,  $i\hbar\partial_t|\Psi(t)\rangle = H(t)|\Psi(t)\rangle$ , can be expressed as [12]  $|\Psi(t)\rangle = c_+ e^{i\gamma_+(t)} |\phi_+^I(t)\rangle + c_- e^{i\gamma_-(t)} |\phi_-^I(t)\rangle$ , up to a global phase factor, where the  $c_{\pm}$  are time-independent coefficients and the  $\gamma_{\pm}(t)$  are the Lewis-Riesenfeld phases,  $\gamma_{\pm}(t) = \frac{1}{\hbar} \int_0^t \langle \phi_{\pm}^I(t') | i\hbar \frac{\partial}{\partial t'} - H(t') | \phi_{\pm}^I(t') \rangle dt'$ . The Lewis-Riesenfeld phase becomes a global phase if the dynamics is carried out by one eigenstate of the invariant only. This will be the case in the inversions discussed here and leads to an important simplification:  $\gamma_{\pm}(t)$  can be ignored to engineer the Hamiltonian.

From the invariance condition we find

$$\begin{aligned} \dot{\theta} &= -2\Omega_R \cos \varphi \sin(\beta - \varphi) \\ \dot{\beta} &= -\Delta - 2\Omega_R \cot \theta \cos \varphi \cos(\beta - \varphi). \end{aligned} \quad (6)$$

The first equation bounds  $\dot{\theta}$  between  $-2\Omega_R$  and  $2\Omega_R$ . These equations are much simplified when the RWA may be applied [1]. The two-level system Hamiltonian under the RWA is, see e. g. [1],

$$H_{RWA}(t) = \frac{\hbar}{2} \begin{pmatrix} -\Delta & \Omega_R \\ \Omega_R & \Delta \end{pmatrix}, \quad (7)$$

where  $\varphi(t)$  is absent in the non-diagonal elements of  $H_{RWA}(t)$ , compare with  $H(t)$  in Eq. (1). Now the spherical angles satisfy [1, 15, 16]

$$RWA \begin{cases} \dot{\theta} = -\Omega_R \sin \beta \\ \dot{\beta} = -\Delta - \Omega_R \cot \theta \cos \beta. \end{cases} \quad (8)$$

The “direct problem” is to solve the system of differential equations (6) or (8) for  $\theta$  and  $\beta$  when  $\Omega_R$  and  $\Delta$  are given, once we fix  $\omega_0$  or  $\varphi$  for the system (6), see also Eq. (2). Instead, to inverse engineer the Hamiltonian  $H(t)$

we have in principle to construct the functions  $\Omega_R$  and  $\Delta$  from  $\theta$  and  $\beta$ . When the RWA holds, from the system (8), the inversion reduces to simple expressions for  $\Omega_R$  and  $\Delta$  [1],

$$RWA \begin{cases} \Omega_R = -\dot{\theta} / \sin \beta \\ \Delta = -\dot{\beta} + \dot{\theta} \cot \theta \cot \beta. \end{cases} \quad (9)$$

Without the RWA, from the system (6), taking into account Eq. (2), we get

$$\Omega_R = -\frac{\dot{\theta}}{2 \cos \varphi \sin \alpha} \quad (10)$$

$$\dot{\alpha} = -\omega_0 + \dot{\theta} \cot \theta \cot \alpha, \quad (11)$$

where  $\alpha(t) = \beta(t) - \varphi(t)$  is introduced to simplify the expressions. If the inversion strategy is to consider  $\omega_0(t)$  as given (in particular it could be constant), and  $\theta(t)$  is designed, the differential equation for  $\alpha(t)$ , see Eq. (11), is problematic, as an arbitrary choice of  $\theta(t)$  and  $\omega_0(t)$  will typically lead to singularities on the right hand side, and  $\alpha(t)$  will, in general, introduce singularities in  $\Omega_R(t)$ . Eq. (10) makes clear that a finite, smooth  $\Omega_R$  and a phase  $\varphi$  increasing along many field cycles, require many zeros of  $\dot{\theta}$  to compensate for zeros in the denominator. A naive choice for  $\theta$  is thus doomed to fail. A different approach is needed. It is useful to rewrite Eq. (11), taking into account Eq. (2), as

$$\Delta = -(\dot{\varphi} + \dot{\alpha}) + \dot{\theta} \cot \theta \cot \alpha. \quad (12)$$

Even if  $\theta$  and  $\alpha$  avoid the singularities for a given  $\varphi$ , the required consistency between Eqs. (2) and (12) will in general fail if  $\omega_0(t)$  is given. Thus, the proposed strategy is to fix first  $\varphi(t)$ , then design  $\theta(t)$  to avoid zeros of  $\cos \varphi$  in Eq. (10), and from there design  $\alpha(t)$  to compensate singularities of  $\cot \theta$  in Eq. (12). This produces a smooth  $\Omega_R$  given by Eq. (10), and  $\Delta$  follows from Eq. (12). Finally,  $\omega_0(t)$  is deduced consistently from Eq. (2).

For a population inversion from  $|\Psi(0)\rangle = |1\rangle$  to  $|\Psi(t_f)\rangle = |2\rangle$ , up to a phase factor, we may use  $|\phi_+^I(t)\rangle$  to carry the dynamics, see Eq. (5), with  $\theta(t)$  going from 0 to  $\pi$ . In addition,  $H(t)$  and  $I(t)$  should commute at the boundary times,  $t_b = 0, t_f$ , so that the initial and final states,  $|\phi_+^I(0)\rangle$  and  $|\phi_+^I(t_f)\rangle$ , are eigenstates of the initial and final Hamiltonians. This implies vanishing derivatives of  $\theta(t)$  at  $t_b$ . We have in summary the boundary conditions

$$\theta(0) = \dot{\theta}(0) = \dot{\theta}(t_f) = 0, \quad \theta(t_f) = \pi. \quad (13)$$

*Pulse with few field oscillations.*— For pulses containing few field oscillations, and assuming a constant frequency for the pulse field,  $\varphi(t) = \omega_L t$  and  $\dot{\varphi} = \omega_L$ , we may construct  $\theta$  so that  $\dot{\theta}$  cancels the zeros of  $\cos \varphi$  in Eq. (10), and then  $\alpha$  to compensate the singularities of  $\cot \theta$  in Eq. (12), bounded by  $0 < \alpha < \pi$  not to introduce new singularities in Eqs. (10) and (12). In the example of Fig.

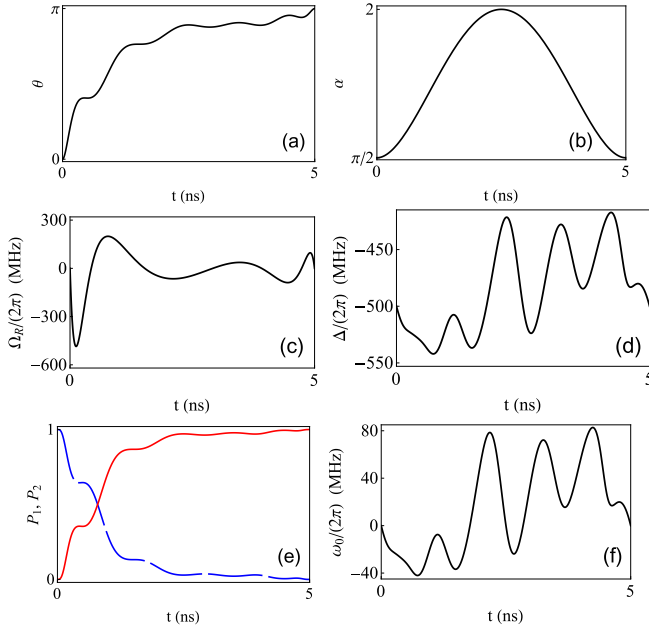


FIG. 3: (Color online) Interpolated functions (a)  $\theta$  and (b)  $\alpha$  for a population inversion process with parameters  $\omega_L = 2\pi \times 500$  MHz and  $t_f = 5$  ns. (c) and (d) show the corresponding  $\Omega_R/(2\pi)$ , given by Eq. (10), and  $\Delta/(2\pi)$ , given by Eq. (12). (e) shows the populations of the bare basis,  $P_1$  (blue long-dashed line) and  $P_2$  (red solid line), for these Hamiltonian functions, and (f) the time-dependent atom frequency,  $\omega_0/(2\pi)$ , derived from  $\Delta$  in Eq. (2) as  $\omega_0(t) = \Delta(t) + \omega_L$ .

3 we use  $\omega_L = 2\pi \times 500$  MHz and  $t_f = 5$  ns, and interpolate  $\theta(t)$  and  $\alpha(t)$  with polynomials  $\theta = \sum_{n=0}^{13} a_n t^n$  and  $\alpha = \sum_{n=0}^4 b_n t^n$ .  $\theta$  is constructed to satisfy the boundary conditions (13), and to make  $\dot{\theta}$  zero at the five intermediate zeros of  $\cos \varphi$ .  $\theta(1 \text{ ns}) = 2$ ,  $\theta(1.6 \text{ ns}) = 2.4$ ,  $\theta(2.5 \text{ ns}) = 2.8$ ,  $\theta(4 \text{ ns}) = 2.8$ , and  $\theta(4.5 \text{ ns}) = 3$  are also imposed to force a smooth ascent of  $\theta$  up to  $\pi$ , see Fig. 3 (a). At the boundary times, the conditions (13) imply that  $\lim_{t \rightarrow t_b} (\dot{\theta} \cot \theta \cot \alpha) = -2\dot{\alpha}(t_b)$ , see Eq. (12). The polynomial ansatz for  $\alpha$  is constructed so that  $\alpha$  becomes  $\pi/2$  at the singularities of  $\cot \theta$ , in this case at  $t_b$ . At the boundary times we choose as an example  $\dot{\alpha}(t_b) = 0$ , which corresponds to  $\omega_0(t_b) = 0$ . The function is additionally tamed for smoothness by imposing  $\alpha(t_f/2) = 2$ , see Fig. 3 (b).  $\Omega_R$  and  $\Delta$  calculated from Eqs. (10) and (12) are shown in Figs. 3 (c) and (d), respectively. The populations of the bare basis,  $P_1(t) = |\langle 1 | \Psi(t) \rangle|^2$  and  $P_2(t) = |\langle 2 | \Psi(t) \rangle|^2$  are shown in Fig. 3 (e). Fig. 3 (f) shows the time-dependent atom frequency, given by Eq. (2), which changes sign. This is possible by varying laser intensities around a “light-induced level crossing” [17].

*Pulse with many field oscillations.*— For many field oscillations in the pulse the singularities to avoid in equations (10) and (12) become too numerous to apply the previous approach. A simple inversion method

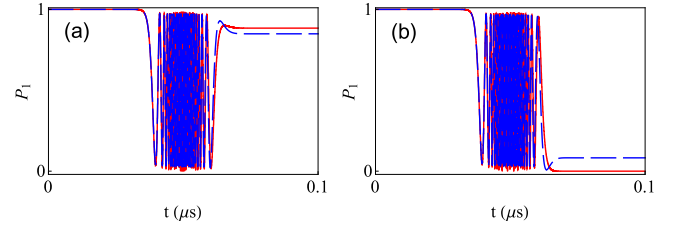


FIG. 4: (Color online)  $P_1$  driven by  $H_{RWA}(t)$  (blue dashed line) and by the exact Hamiltonian  $H(t)$  (red solid line) for (a) the reference parameters  $a = (2\pi)^2 \times 254.648$  MHz<sup>2</sup> and  $\Omega_0 = 2\pi \times 2$  GHz, and for (b) the optimized parameters  $a = (2\pi)^2 \times 272.824$  MHz<sup>2</sup> and  $\Omega_0 = 2\pi \times 2.202$  GHz, for a population inversion process. In both cases  $t_f = 0.1$   $\mu$ s,  $\omega_0 = 2\pi \times 5$  GHz, and  $A = (2\pi)^2 \times 506.606$  MHz<sup>2</sup>.

is to assume sensible specific forms with free parameters for the functions  $\Delta$  and  $\Omega_R$ . An example is a population inversion process carried out by a linear detuning,  $\Delta(t) = \omega_0 - \dot{\varphi}(t) = a(t - t_f/2)$ , and a Gaussian Rabi frequency,  $\Omega_R(t) = \Omega_0 \exp[-A(t - t_f/2)^2]$ , with two free parameters,  $a$  and  $\Omega_0$ . For a constant atom frequency  $\omega_0$ , and setting  $\varphi(0) = \pi/2$ , the angle  $\varphi(t)$  is  $\varphi(t) = -at^2/2 + (\omega_0 + at_f/2)t + \pi/2$ . Taking  $\beta(0) = 0$ , we may solve for  $\theta(t)$  and  $\beta(t)$  in system (6), and minimize  $[\theta(t_f) - \pi]^2$  numerically to determine  $a$  and  $\Omega_0$ . This is a simple alternative to a more sophisticated optimal-control-theory approach [18] or bang-bang methods [19].

In a numerical example we first set the reference parameters,  $t_f = 0.1$   $\mu$ s,  $\omega_0 = 2\pi \times 5$  GHz,  $A = (2\pi)^2 \times 506.606$  MHz<sup>2</sup>,  $a = (2\pi)^2 \times 254.648$  MHz<sup>2</sup>, and  $\Omega_0 = 2\pi \times 2$  GHz, for which the Hamiltonian within and without the RWA give similar dynamics with unsuccessful population inversions, see Fig. 4 (a). For these values of  $t_f$ ,  $\omega_0$ , and  $A$ , and from these seed parameters  $a$  and  $\Omega_0$  a minimization algorithm provides optimized parameters for the population inversion process with the exact Hamiltonian  $H(t)$ ,  $a = (2\pi)^2 \times 272.824$  MHz<sup>2</sup> and  $\Omega_0 = 2\pi \times 2.202$  GHz. The same optimized parameters do not invert the population when the RWA is applied, see Fig. 4 (b).

*Discussion and conclusions.*— The relation between the diagonal and non-diagonal elements in the exact Hamiltonian  $H(t)$ , due to the appearance of both  $\varphi(t)$  and  $\dot{\varphi}(t)$ , makes the inverse engineering method in a two-level system more complicated than with the approximate Hamiltonian  $H_{RWA}(t)$ . Simple attempts using invariants or counterdiabatic approaches to implement faster-than-adiabatic processes may not satisfy the consistency condition in  $H(t)$  or lead to singularities. Two different approaches have been shown to circumvent the difficulties. While we have presented simple proof-of-principle examples the methods may be adapted to minimize effects of noise and decoherence due to the flexibility of the inversion [20].

We thank G. Romero for discussions. We acknowl-

edge funding from Projects No. IT472-10 and No. FIS2012-36673-C03-01, and the UPV/EHU program UFI 11/55. This work was partially supported by the NSFC (11474193, 61176118), the Shuguang and Pujiang Pro-

gram (14SU35, 13PJ1403000), the Specialized Research Fund for the Doctoral Program (2013310811003), and the Program for Eastern Scholar. S. I. acknowledges UPV/EHU for a postdoctoral position.

- 
- [1] X. Chen, E. Torrontegui, and J. G. Muga, *Phys. Rev. A* **83**, 062116 (2011).
  - [2] G. D. Fuchs, V. V. Dobrovitski, D. M. Toyli, F. J. Heremans, and D. D. Awschalom, *Science* **326**, 1520 (2009).
  - [3] P. London, P. Balasubramanian, B. Naydenov, L. P. McGuinness, and F. Jelezko, *Phys. Rev. A* **90**, 012302 (2014).
  - [4] X. Chen, I. Lizuain, A. Ruschhaupt, D. Guéry-Odelin, and J. G. Muga, *Phys. Rev. Lett.* **105**, 123003 (2010).
  - [5] J. Zhang, J. H. Shim, I. Niemeyer, T. Taniguchi, T. Teraji, H. Abe, S. Onoda, T. Yamamoto, T. Ohshima, J. Isoya, and D. Suter, *Phys. Rev. Lett.* **110**, 240501 (2013).
  - [6] M. Demirplak and S. A. Rice, *J. Phys. Chem. A* **107**, 9937 (2003).
  - [7] M. Demirplak and S. A. Rice, *J. Phys. Chem. B* **109**, 6838 (2005).
  - [8] M. Demirplak and S. A. Rice, *J. Chem. Phys.* **129**, 154111 (2008).
  - [9] M. V. Berry, *J. Phys. A: Math. Theor.* **42**, 365303 (2009).
  - [10] J. Chen and L. F. Wei, *Phys. Rev. A* **91**, 023405 (2015).
  - [11] S. Ibáñez, X. Chen, E. Torrontegui, J. G. Muga, and A. Ruschhaupt, *Phys. Rev. Lett.* **109**, 100403 (2012).
  - [12] H. R. Lewis and W. B. Riesenfeld, *J. Math. Phys.* **10**, 1458 (1969).
  - [13] S. Ibáñez, A. Peralta Conde, D. Guéry-Odelin, and J. G. Muga, *Phys. Rev. A* **84**, 013428 (2011).
  - [14] L. Allen and J. H. Eberly, *Optical Resonance and Two-level Atoms* (Dover, New York, 1987).
  - [15] Y.-Z. Lai, J.-Q. Liang, H. J. W. Müller-Kirsten, and J.-G. Zhou, *Phys. Rev. A* **53**, 3691 (1996).
  - [16] Y.-Z. Lai, J.-Q. Liang, H. J. W. Müller-Kirsten, and J.-G. Zhou, *J. Phys. A: Math. Gen.* **29**, 1773 (1996).
  - [17] T. Ackemann, A. Heuer, Yu A. Logvin, and W. Lange, *Phys. Rev. A* **56**, 2321 (1997).
  - [18] J. Scheuer, Xi Kong, R. S. Said, J. Chen, A. Kurz, L. Marseglia, J. Du, P. R. Hemmer, S. Montangero, T. Calarco, B. Naydenov, and F. Jelezko, *New J. Phys.* **16**, 093022 (2014).
  - [19] C. Avinadav, R. Fischer, P. London, and D. Gershoni, *Phys. Rev. B* **89**, 245311 (2014).
  - [20] A. Ruschhaupt, X. Chen, D. Alonso, and J. G. Muga, *New J. Phys.* **14**, 093040 (2012).