

Mechanisms of finite temperature magnetism in the three-dimensional Hubbard model

Daniel Hirschmeier,¹ Hartmut Hafermann,^{2,*} Emanuel Gull,³ Alexander I. Lichtenstein,¹ and Andrey E. Antipov^{3,†}

¹*Institut für Theoretische Physik, Universität Hamburg, Jungiusstraße 9, D-20355 Hamburg, Germany*

²*Mathematical and Algorithmic Sciences Lab, France Research Center, Huawei Technologies Co. Ltd.*

³*Department of Physics, University of Michigan, Ann Arbor, Michigan 48109, USA*

(Dated: April 25, 2022)

We examine the nature of the transition to the antiferromagnetically ordered state in the half-filled three-dimensional Hubbard model using the dual fermion multiscale approach. Consistent with analytics, in the weak coupling regime we find that the spin-flip excitations across the Fermi surface are important, and that the strong coupling regime is described by Heisenberg physics. In the intermediate interaction, strong correlation regime we find aspects of both local and non-local correlations. We analyze the critical exponents of the transition in the strong coupling regime and find them to be consistent with Heisenberg physics down to an interaction of $U/t = 10$.

PACS numbers: 71.27.+a, 75.10.Jm, 71.10.Fd

I. INTRODUCTION

The formation of complex states of matter in quantum systems is one of the central subjects of condensed matter physics. A particular interest is attached to strongly correlated fermionic systems, where an interplay between multiple physical phenomena leads to a rich set of phases and transitions between them, including Mott metal-insulator transitions, superconductivity, and magnetism^{1,2}. Understanding the microscopic mechanism that triggers a phase transition in these systems is a task of formidable complexity³ and generally only approximate solutions of basic models can be obtained.

The prototypical model for electronic correlations is the fermionic Hubbard model^{4,5}. It is a benchmark model for a variety of theoretical methods⁶ and cold atom experiments^{7–9}. In three dimensions and for the particle-hole symmetric case, the model has a finite temperature transition to the antiferromagnetically ordered state at all values of interaction strength U ¹⁰. The character of this transition varies substantially in different parts of the phase diagram^{11,12} and remains under debate.

At weak interactions, unlike in the lower dimensional case¹³, the appearance of a magnetic order is attributed to thermal spin-flip excitations of electrons across the Fermi surface¹¹. At strong electron repulsion, the emergence of magnetic order is attributed to a spin-spin interaction of local moments^{14,15}. Away from these limits, analytical results are not available and these mechanisms may be coexisting, competing, or replaced by different physics.

Describing the properties in this regime has been attempted by employing a set of analytic partial summation methods, including the unrestricted Hartree Fock approximation¹⁶, the two-particle self-consistent approach^{17,18}, strong coupling expansions^{19,20}, the spin-fluctuation²¹ and the quantum rotor approaches²², which partially resolve the phase diagram. Numerical approaches to the problem include the coupled cluster expansion²³ and lattice Monte-Carlo simulations^{10,24–28} at system sizes up to 10^3 sites.

Simulations using the dynamical mean field theory (DMFT)^{2,29–31} interpolate between the small and large inter-

action regimes, and describe the formation of local moments upon the increase of interaction^{12,32}. The method includes all local correlations^{29,33} and captures the Fermi-surface nesting mechanism of the transition³², but does not describe non-local correlations and predicts phase transitions of mean field character^{34,35}. Cluster extensions of DMFT^{36–39} provide good estimates for the critical temperature³⁹, Green's functions⁴⁰ and thermodynamics away from the transition⁴¹, but spatial fluctuations are short-ranged and criticality is not accessible³⁸.

Recent development of diagrammatic multi-scale methods allowed to extend these results by incorporating non-local correlations^{42–46}. A treatment using the dynamical vertex approximation (D Γ A), assuming a Gaussian nature of spatial fluctuations, showed critical exponents close to the Heisenberg values⁴⁷ and described the separability of static and dynamic correlations in the spectral properties of the model⁴⁸.

In this manuscript we study the antiferromagnetic transition in the half-filled, three-dimensional (3d) Hubbard model in a wide range of interaction strength U by means of a different multiscale scheme, the dual fermion (DF) approach^{43,49}. This scheme incorporates DMFT as a correlated initial point of a perturbation expansion, therefore taking the Fermi-surface nesting physics into account. The antiferromagnetic non-local fluctuations are included through a diagrammatic resummation of a particle-hole ladder series, incorporating non-Gaussian spatial fluctuations. The method is referred to as the ladder DF approach⁴⁹. It has previously shown to correctly capture criticality in the similar Falicov-Kimball model in different dimensions⁵⁰ and - together with D Γ A - indicated an exponential reduction of T_c according to the Mermin-Wagner theorem in 2d^{51,52}.

We study spin correlation functions, critical exponents and spectral properties of the model. By comparing to DMFT results we describe the impact of non-local correlations and spin exchange processes. We show that the magnetic properties of the model are characterized by the Fermi-surface nesting physics at $U \lesssim 4$, by a combination of two distinct mechanisms in the strongly correlated regime $4 \lesssim U \lesssim 10$, and by local moment Heisenberg physics at large $U \gtrsim 10$.

II. MODEL AND METHOD

We consider the particle-hole symmetric Hubbard model on the 3d simple cubic lattice:

$$H = \sum_{\mathbf{k}, \sigma} \epsilon_{\mathbf{k}} n_{\mathbf{k}, \sigma} + \sum_i U (n_{i, \uparrow} - \frac{1}{2})(n_{i, \downarrow} - \frac{1}{2}). \quad (1)$$

Here lattice sites and lattice momenta are labeled by i and \mathbf{k} respectively, $\sigma = \uparrow, \downarrow$ denotes the spin projection, $\epsilon_{\mathbf{k}} = -2t(\cos k_x + \cos k_y + \cos k_z)$ is the electronic dispersion at momentum \mathbf{k} and U is the Coulomb repulsion between two fermions residing at the same site. We take the hopping $t = 1$ as the unit of energy.

The DF approach has been developed in Ref. 43. Here we briefly introduce the underlying idea. A detailed derivation of the formalism can be found in Ref. 53. The DF approach is suited for the problem at hand, because it allows us to address the Fermi surface nesting physics, local-moment formation, and criticality on the same footing. To achieve this, one starts from the DMFT solution of the model, which places a quantum impurity at each lattice site. New, so-called dual fermionic degrees of freedom are then introduced through a Hubbard-Stratonovich transformation that couples lattice and dual fermions locally. The latter interact via the vertex functions of the impurity model and mediate the coupling between the impurities, which is absent in DMFT. After integrating out the lattice fermions, the resulting dual action is:

$$\tilde{S} = - \sum_{\omega, \mathbf{k}, \sigma} f_{\omega, \mathbf{k}, \sigma}^* \left[\tilde{G}_{\omega, \mathbf{k}, \sigma}^{(0)} \right]^{-1} f_{\omega, \mathbf{k}, \sigma} + \sum_i \tilde{U} [f_i^*, f_i], \quad (2)$$

where f labels the new fermionic degrees of freedom and ω labels Matsubara frequencies. The bare propagator $\tilde{G}_{\omega, \mathbf{k}, \sigma}^{(0)} = G_{\omega, \mathbf{k}, \sigma}^{\text{DMFT}} - g_{\omega, \sigma}$ represents the momentum dependent correction to the DMFT Green's function. By virtue of the self-consistency condition, $g_{\omega, \sigma} = \frac{1}{N} \sum_{\mathbf{k}} G_{\omega, \mathbf{k}, \sigma}^{\text{DMFT}}$, its local part is identical to the Green's function of the impurity problem. Here N denotes the volume of the system. The interaction \tilde{U} is composed of all reducible, fully antisymmetric n -particle vertex functions of the impurity, $\tilde{U} [f_i^*, f_i] \approx -\frac{1}{4} \gamma_{i, \alpha \beta \gamma}^{(4)} f_{i, \alpha}^* f_{i, \beta} f_{i, \gamma} + \dots$, where the lowest-order term contains the two-particle vertex function defined as

$$\gamma_{1234}^{(4)} = g_1^{-1} g_3^{-1} \left[\langle c_1 c_2^\dagger c_3 c_4^\dagger \rangle_{\text{imp}} - g_1 g_3 (\delta_{12} \delta_{34} - \delta_{14} \delta_{32}) \right] g_2^{-1} g_4^{-1}. \quad (3)$$

Combined indices $1 = \{\omega_1, \sigma_1\}$ are used in Eq. (3) to shorten notation.

The complete solution of problem (2) is equivalent to the lattice problem (1), and therefore not tractable. DF proceeds with constructing a low-order approximation in terms of the new variables, which corresponds to a summation of classes of diagrams in the original variables. The noninteracting (Gaussian) ensemble of dual fermions is equivalent to the full DMFT solution of the problem⁵⁴. Because we are interested in the description of the antiferromagnetic phase transition we restrict the expansion to ladder type diagrams in

the particle-hole channel. The dominance of these diagrams can be justified by a power counting argument in $1/d$ ⁵¹. In 2d, this set of diagrams introduces critical long-range fluctuations destroying the spurious order introduced through the mean-field and leads to the exponential decay of the spin-spin correlations⁵¹. We note that this “second” approximation leads to an overestimation of the critical temperature for large interaction strengths, but has been found to yield the correct critical behavior⁵⁰. Other approximations are in principle possible, for instance, providing feedback to the DMFT hybridization function might lead to an improved estimate of the critical temperature⁵¹ and a consideration of corrections from higher-order vertex functions may yield more precise results⁵⁵. Here however we keep the DMFT hybridization function unchanged, allowing to study the impact of non-local correlations in a controllable way.

The ladder DF makes the assumption that three-particle and higher-order terms in the interaction \tilde{U} have a small effect. Numerical evidence for the validity of this assumption has been provided in Ref. 49. The full fermionic frequency dependence of the impurity vertex γ is retained, while restricting it to a single bosonic frequency $\Omega = 0$. This approximation is similar to the construction of an effective functional for paramagnons in the same model⁵⁶, which has been used to describe critical properties of quantum many-body systems⁵⁷. We have checked that inclusion of more bosonic frequencies in the vertex γ only leads to minor numerical corrections to the transition temperature, but does not affect critical properties (see Appendix B). This supports the observation of Ref. 48 on the static nature of non-local correlations in the model.

The DMFT impurity problem is solved numerically using the continuous-time quantum Monte Carlo hybridization expansion method (CT-HYB)^{58–60}. The impurity vertex function is obtained on 160×160 fermionic frequencies. We sample the Brillouin zone on a grid of $N=16 \times 16 \times 16$ points and evaluate the local and \mathbf{k} -dependent Green's functions g_ω and $G_{\omega, \mathbf{k}}$, static spin susceptibility in reciprocal $\langle S^z(q) S^z(-q) \rangle (\Omega = 0)$ and real space $\langle S_i^z S_j^z \rangle (\Omega = 0)$, from which the critical temperature and exponents are extracted. The critical slowing down close to the transition temperature T_c is overcome using an annealing scheme with a gradual decrease of temperature. Finite size effects are eliminated by requiring that the correlation length ξ does not reach $L/6$, where $L = 16$ is the linear system size in units of the lattice constant. A detailed description of the calculation procedure is supplemented in Appendix A.

III. RESULTS

Fig. 1 shows the phase boundary of the 3D Hubbard model obtained by a range of numerical methods. In the weak coupling regime T_c increases as a function of U , the slope is accurately described by the random-phase approximation (unrestricted Hartree Fock)¹⁰ modified to account for quantum fluctuations up to $U \lesssim 4$ ^{61,62}. In the strong coupling regime an estimate is given by the Heisenberg limit $T_c = 3.83/U$,^{63,64} illustrated by the lower dotted line on Fig. 1. In the intermediate coupling regime, estimates for T_c are provided by lattice

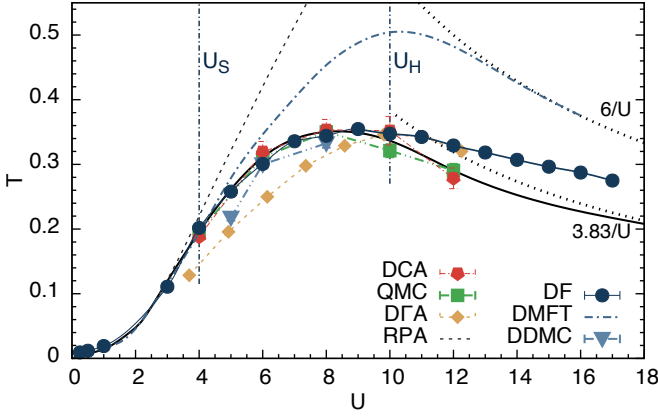


Figure 1. Transition temperature T_c as a function of U (both in units of $t = 1$) of the Hubbard model in 3 dimensions at particle-hole symmetry, as obtained by DF (filled circles) and DMFT (dash-dotted line). The comparison curves are obtained by the random phase approximation from Refs 10 and 24 with a factor of $1/3$ in T_c to account for quantum fluctuations⁶¹ (black dashed line), dynamical cluster approximation (DCA, red hexagons)³⁹, lattice Monte Carlo (QMC, filled green squares)²⁵, determinantal Diagrammatic Monte Carlo (DDMC, blue triangles)²⁸ and Dynamical Vertex Approximation (DFA, yellow diamonds)⁴⁷. See also Ref. 47. The combination of RPA values at small U with QMC²⁵, DCA³⁸ and large- U asymptotics is plotted as a black solid thick line.

quantum Monte Carlo²⁵ and dynamical cluster approximation (DCA)³⁹, extrapolated to the thermodynamic limit, which agree within their respective error-bars and match the rescaled RPA value at $U = 4$. Results from the determinantal Diagrammatic Monte Carlo method²⁸ agree at $U = 6, 8$ and provide a lower T_c at $U \leq 5$. The results from the DFA method⁴⁷ are close, but non-local corrections seem slightly overestimated in the intermediate to weak coupling regime. In order to highlight the overall trend, a combined curve interpolated from RPA values at small U , averaged QMC²⁵ and DCA³⁸ data and large- U asymptotics is shown in black.

The DMFT results shown as dashed lines match the RPA values up to $U \approx 4$. Spatial correlations become important for $U > 4$, where DMFT overestimates the value of T_c . At large U DMFT approaches a limit of $6/U$, coinciding with the mean field estimate⁶⁵ (upper dotted line).

This paper presents ladder DF results, shown on Fig. 1 as dark solid circles. The difference between DF and DMFT results characterizes the contribution from non-local magnetic fluctuations. At $U < 4$ the DF method shows no deviation from RPA/DMFT results, confirming the validity of the local approach. In the intermediate coupling regime $4 \lesssim U \lesssim 10$, non-local corrections are substantial and DF results for the transition temperature are consistent with QMC and DCA within errorbars. As U is increased further, an improvement on DMFT but deviation of T_c to the best estimate and the high-temperature series expansion values becomes apparent. This is evidence for the relevance of diagrams that are not included.

We mark two important values of U on Fig. 1. The point $U_S = 4$ marks the upper limit of validity of DMFT and hence the point where non-local correlations become important. Co-

incidentally this point is characterized by a change of concavity of the $T_c(U)$ curve, which does not occur in RPA calculations. We also add a point $U_H = 10$, at which the DF T_c begins to deviate from best available estimate. This will be explained in more detail in the following.

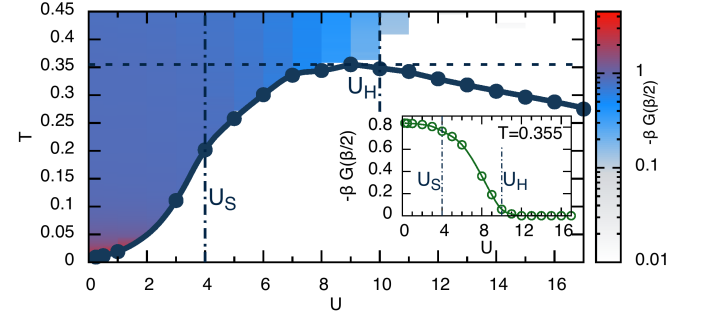


Figure 2. Estimate for the density of states at the Fermi level $-\beta G(\beta/2)$ as a function of temperature T and interaction strength U . The inset shows the cut at constant temperature $T = 0.355$.

Fig. 2 shows an estimate for the density of states at the Fermi level $A(\omega = 0) \simeq -\beta G(\beta/2)$. The solid line separates the isotropic phase from the symmetry broken antiferromagnetic region. A horizontal cut for $T = 0.355$ (dashed line) is shown in the inset, illustrating a metal-to-insulator crossover. For small $U \lesssim U_S$ the isotropic phase exhibits Fermi liquid metallic behavior. As U is increased the DOS decreases and shows pseudo-gap like behavior⁴⁰ and at $U \simeq 10$ becomes completely suppressed. We define U_H as the point where $A(0) \rightarrow 0$ and a charge gap opens.

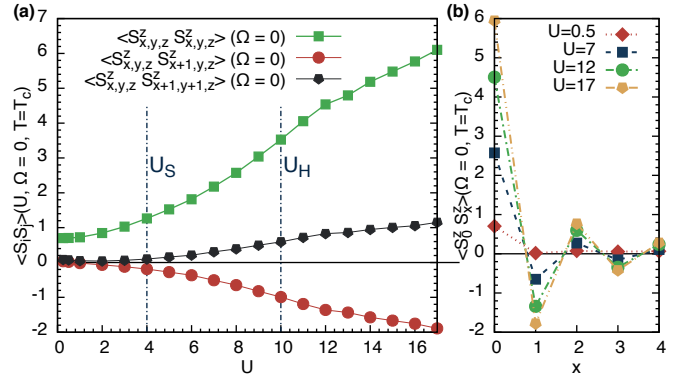


Figure 3. (a) Local, nearest neighbor and next-nearest neighbor spin-spin correlation function as a function of interaction U at $T \gtrsim T_c$. A formation of a well-defined magnetic moment occurs at large U . (b) Spatial dependence of the spin-susceptibility along the real x axis at different values of U at $T \gtrsim T_c$.

Fig. 3a shows the magnitude of the local, nearest-neighbor and diagonal spin-spin correlators $\langle S_z(i)S_z(j) \rangle (\Omega = 0)$ in proximity of the transition approached from the high-temperature side $T \gtrsim T_c$. We observe that non-local correlations, represented by the spatial dependence of the spin-spin correlation function, are present for all values of U and strongly increase for $U > U_S$, consistent with the deviation in

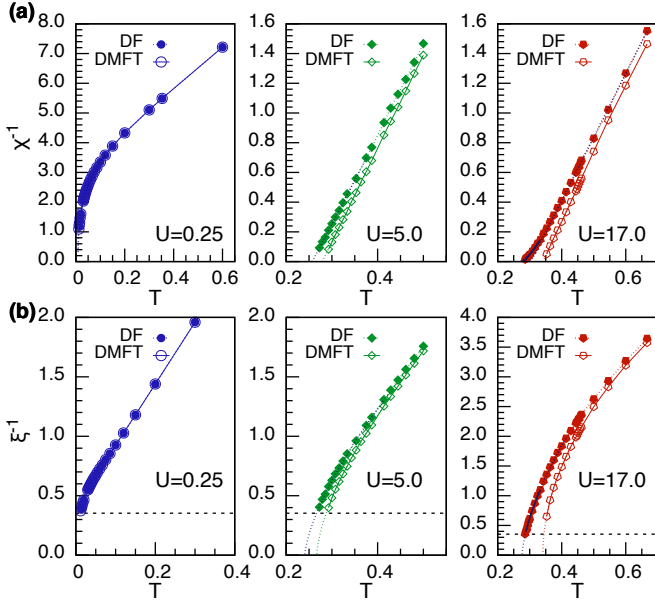


Figure 4. Inverse static magnetic susceptibility at $q = (\pi, \pi, \pi)$ at $U/t = 0.25; 5.0; 17.0$ as obtained within DF (solid symbols, dotted lines) and DMFT (empty symbols, solid lines) methods. The dashed lines show extrapolated high-temperature dependence.

T_c between DMFT and DF seen in Fig. 1. Fig. 3b shows the spatial extent of the spin-spin correlations for different values of U . It illustrates the antiferromagnetic nature of the model and shows that spin correlations are small for $U < U_S$.

To characterize the influence of non-local correlations, we examine the temperature dependence of the susceptibilities and correlation lengths in Fig. 4. Plotted is the temperature dependence of (a) the static inverse magnetic susceptibility and (b) the inverse correlation length at $q = (\pi, \pi, \pi)$ and $U = 0.25$ (left), $U = 5$ (center), and $U = 17$ (right) as obtained by the ladder DF method and DMFT at temperatures where the correlation length $\xi < L/6$. At small U DMFT and DF coincide, as expected from Figs 1 and 3. In the intermediate U regime, a difference in the transition temperature (as also depicted on Fig. 1) is visible. At large U , the deviation of DF from the DMFT data is substantial and a critical region with different temperature dependence is visible on both plots.

We now turn to the criticality of the phase transition at large U . Fig. 5a shows the temperature dependence of the inverse magnetic susceptibility at $q = (\pi, \pi, \pi)$ and in the large- U regime (shown here for $U/t = 11, 14, 17$) as a function of $T - T_c$, and plotted on a log-log scale. The power-law dependence is resolved on 1.5 decades and can be described by a Heisenberg exponent of $\gamma = 1.4 \pm 0.05$ ⁶⁶. It is substantially different from the Ising value $\gamma_{\text{Ising}} = 1.24$, plotted with a dashed line on the same graph. This clearly shows the qualitative difference to the mean-field criticality of DMFT³⁴. Fig. 5b shows the temperature dependence of the inverse correlation length, plotted on a log-log scale. While available data for the fit in the critical region in this case is limited to a single decade, there is no uncertainty related to the determination of T_c , as the latter is obtained from Fig. 5a. This substan-

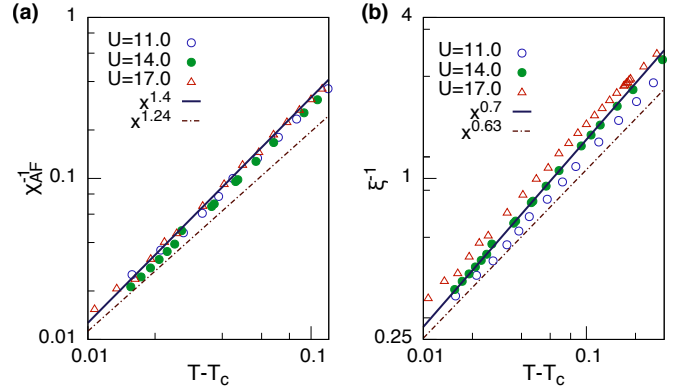


Figure 5. (a) Inverse magnetic susceptibility and (b) inverse correlation length as a function of $T - T_c$ at $U/t = 11, 14, 17$ plotted on a logarithmic scale. The solid bold line represents the power-law dependence with Heisenberg exponent (a) $\gamma \sim 1.4$ (b) $\nu = 0.7$ and the dashed line is the power-law line with the Ising critical exponent (a) $\gamma \sim 1.24$ and (b) $\nu = 0.63$.

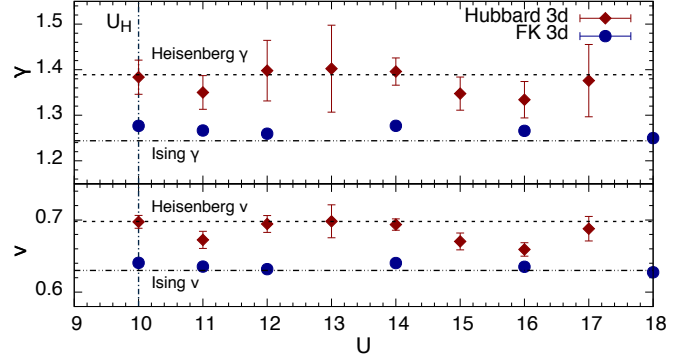


Figure 6. Critical exponents γ (susceptibility, top panel) and ν (correlation length, bottom panel) of the Hubbard model as obtained by the DF method at $U > U_H$ (red diamonds). A comparison with the results of the DF method for the Falicov-Kimball model⁵⁰ is provided. The Heisenberg and Ising exponents are shown as dotted and dash-dotted lines respectively.

tially increases the quality of the fit, which reveals the correlation length exponent of the Heisenberg universality class $\gamma = 0.7 \pm 0.01$, which is again clearly distinguished from the Ising exponent $\gamma_{\text{Ising}} = 0.63$.

A combined analysis of these results is presented in Fig. 6. Shown are the values and fitting errors of the susceptibility exponent γ (top) and the correlation length exponent ν (bottom) as a function of U at $U \geq 10$. At lower values of U no existence of a critical region with a different power-law divergence of the susceptibility and the correlation length, as compared to DMFT, has been observed. The infinite- U Heisenberg limit is also plotted as a dashed line⁶⁶; the Ising result is a dot-dashed line and results from Ref. 50 for the 3d Falicov-Kimball model, obtained using the same fitting procedure, are plotted with full circles and our results for the 3d Hubbard model are depicted by red diamonds. We find that, above an interaction strength of $U_H = 10$, our numerical estimates are consistent with the Heisenberg values.

IV. DISCUSSION

Our results provide a straightforward picture of the magnetism of the half-filled $3d$ Hubbard model. At small values of $U < U_S$ the spin-spin interaction between local moments is not important, as indicated by Fig. 3. The quantitative agreement between exact transition temperature and the estimate, given by DMFT and DF on Fig. 1, suggests that non-local corrections to the DMFT T_c are small and hence the phase transition to the antiferromagnetic phase is well described by a local theory.

The increase of U leads to a gradual increase of the relevance of non-local fluctuations. This is not captured by the Fermi surface nesting mechanism. In the intermediate coupling regime $U_S \lesssim U \lesssim U_H$, T_c continues to increase (indicative of a Fermi surface nesting contribution to T_c) and non-local spin-spin correlations become non-negligible (indicative of Heisenberg physics), pointing to a coexistence of both scenarios, revealed in the decrease of the local density of states. At $U = U_H \approx 10$ the density of states at the Fermi level vanishes, as shown on Fig. 2. Further increase of U leads to a decrease of T_c in accordance with the Heisenberg picture and in contradiction to the Fermi surface nesting picture.

Unlike the T_c , the critical exponents are universal and, as shown in Fig. 6, are recovered by the DF method. The value of the exponents match the Heisenberg values precisely at $U \gtrsim U_H$ which confirms the validity of the Heisenberg picture in this parameter regime.

At first glance it seems surprising that the DF method provides a correct set of exponents for different models and different dimensions (see also Ref. 50 for an analysis of the Falicov-Kimball model), as, in general, an unbiased resummation of multiple competing channels is required and is normally done using a renormalization group (RG) procedure. When only a single instability exists in the system an RG summation results in a ladder set of diagrams⁶⁷. The fact that the correct values for the critical exponents are reproduced by the DF method indicates that only a single instability exists. This points to the importance of the correlated DMFT starting point, which includes all local correlations^{29,68}. A validation of this conjecture by an RG procedure, formulated in the space of dual fermions⁶⁹, and comparison with more involved approximations beyond ladder diagrams, such as parquet diagrams^{70,71}, is a direction for future research.

V. CONCLUSIONS

We have studied the antiferromagnetic transition in the particle-hole symmetric $3d$ Hubbard model by the ladder DF approach and quantified the relative importance of local and non-local correlations. We have characterized different regimes of the spin ordering phase transition and inferred the physical mechanisms behind them. At $U \lesssim U_S \approx 4$, the physics is consistent with nesting of the Fermi surface. At $U_S \lesssim U \lesssim U_H \approx 10$, both Fermi surface nesting and spin-ordering are important. This is the strongly correlated metallic regime, in which T_c increases as a function of U . Spin fluctuations

reduce the density of states on the Fermi level and the position of the critical temperature. However, the transition is still governed by the nesting of the Fermi surface. As $U \gtrsim U_H$ a charge gap is present and non-local correlations become dominant. They manifest themselves in the spin exchange mechanism of the ordering transition, resulting in a decrease of transition temperature upon the increase of U . The transition is described by Heisenberg critical exponents.

The ladder DF approach employed here provides a multiscale description, accounting for correlations on different length scales. It may serve as a tool for studying phase transitions and criticality in strongly correlated systems, where the application of other numerical methods, such as quantum Monte Carlo or the dynamical cluster approximation, is difficult.

VI. ACKNOWLEDGEMENTS

Authors thank Alexey N. Rubtsov, James P. F. LeBlanc, Sergei N. Isakov, Pedro Ribeiro, Olivier Parcollet and Mikhail I. Katsnelson for fruitful discussions. DH and AIE acknowledge support by the DFG-FOR1346 program. HH acknowledges support from the FP7/ERC, under Grant Agreement No. 278472-MottMetals. AEA is supported by DOE Grant No. ER 46932; EG is supported by the Simons foundation. This work used the Extreme Science and Engineering Discovery Environment (XSEDE), which is supported by National Science Foundation grant number ACI-1053575 and further computational resources provided by the HLRN-Cluster under project No. hhp 00030.

Appendix A: Calculation procedure

To obtain the building blocks for the dual perturbation theory we solve the impurity problem numerically using the continuous-time quantum Monte Carlo hybridization expansion (CT-HYB)⁵⁸. We sample the single particle Green's function on 256 and the impurity vertex functions on 160 fermionic and 1 bosonic Matsubara frequency.

The Brillouin zone is sampled on a grid of $N=16 \times 16 \times 16$ points. The set of DF equations are solved self-consistently until convergence in $\tilde{G}_{\omega, \mathbf{k}}$ is achieved. The solution (fixed point) of the ladder DF equations is obtained by an iterative solution scheme up to a certain accuracy, which can be estimated by $\varepsilon = \sum_{\omega, \mathbf{k}} |\tilde{G}_{\omega, \mathbf{k}}^{(n+1)} - \tilde{G}_{\omega, \mathbf{k}}^{(n)}|$, where $\tilde{G}_{\omega, \mathbf{k}}^{(n)}$ is the result for the Green's function obtained in the n -th iteration step (here spin indices are omitted). A mixing between iterations as low as $\Xi = 0.05$ is used because of the critical slowing down at the phase transition. Resulting dual Green's functions $\tilde{G}_{\omega, \mathbf{k}}$ are in the convergence radius of the series summation if the eigenvalue problem

$$\sum_{\mathbf{k}, \omega'} \gamma_{\omega \omega' \Omega} \tilde{G}_{\omega', \mathbf{k}} \tilde{G}_{\omega' + \Omega, \mathbf{k} + \mathbf{q}} \phi_{\omega'} = \lambda \phi_{\omega} \quad (\text{A.1})$$

yields a leading eigenvalue $\lambda_{\max} < 1$. In that case the underlying Bethe-Salpeter equation (BSE) can be solved by a matrix

inversion. Note that due to the connection between the vertex and the susceptibility, a leading eigenvalue $\lambda_{\max} = 1$ implies a divergent susceptibility.

Achieving convergence close to the phase transition is a delicate task, as one is confronted with the problem that the initial guess provided by $\tilde{G}_{\omega,\mathbf{k}}^{(0)}$ is not within the convergence radius of the BSE, while the solution is. One way to address this problem is to cut off the eigenvalues at 1 during the iterations until the Green's function lies within the convergence radius⁵¹. Here we instead performed successive calculations at decreasing temperatures $T_0 > \dots > T_l$, where we choose our starting point $T_0 > T_c^{\text{DMFT}}$ such that the temperature is high enough for $\tilde{G}_{\omega,\mathbf{k}}^{(0)}$ to be a sufficient initial guess. After obtaining a converged solution $\tilde{G}_{\omega,\mathbf{k}}$ at temperature T_m , we interpolate this solution to the Matsubara frequency grid defined by $\omega_n = (2n+1)\pi T_{m+1}$ for every \mathbf{k} to obtain a suitable initial guess for the iterative solution of the DF equations at temperature T_{m+1} . The temperature is then lowered with every step, allowing for much faster convergence since the information about the spatial modulation of the self-energy is retained in the initial guess.

We perform temperature scans, as described above, at different fixed values of the Hubbard U ranging from 0.25 to 17 in units of the hopping. The correlation length is obtained by fitting $\chi_{\text{fit}}^{-1} = c(1 + 2(k_x - \pi)^2 \xi^2)$ to the inverse spin susceptibility $[\chi^{\text{sp}}]^{-1}(\Omega = 0, k_x, k_y = \pi, k_z = \pi)$ along the k_x -axis, with fit parameters⁷² c and ξ . We determine the critical exponents γ and ν and the critical temperature T_c by fitting a power law $\chi^{-1}(T) = a(T - T_c)^{-\gamma}$ to the inverse spin susceptibility $\chi^{\text{sp}}(\Omega = 0, \mathbf{k} = \mathbf{R})^{-1}$ and the corresponding correlation length $\xi^{-1}(T) = b(T - T_c)^{-\nu}$ with fixed T_c for ξ respectively. The fits are performed within the so-called critical region which is the temperature interval $[T_u, T_l]$ where the behavior of χ and ξ deviates from the high-temperature mean field dependence. While T_l is given by the temperature for which the correlation length ξ reaches 1/6 of the linear system size L , it is more difficult to correctly determine the upper boundary T_u of this critical region, which is crucial to avoid ambiguity in the fit. In order to do this we employ the procedure described in Ref. 47 and used in Ref. 50 in the main text and first determine the mean field asymptotics of the inverse susceptibility by fitting a linear function χ^{lin} to the high temperature regime. The upper boundary of the critical region T_u is determined as the temperature for which the ratio $r = \chi^{\text{sp}}/\chi^{\text{lin}}$ exceeds a certain value r_c . This way we can identify T_u with the temperature where the spin susceptibility exits the linear mean-field regime. To get rid of the arbitrariness introduced by a specific choice for r_c , T_u is determined for a set of values of $r_c = 0.07 \div 0.15$.

The final result for the critical exponents γ, ν and temperature T_c is taken as the mean of the obtained fit parameters. The errorbars are given by a quadrature sum of fit errors and averaging. As can be seen from the bottom panels of Figs. A1 and A2, the quality of the fit is satisfactory, showing small

temperature independent residues.

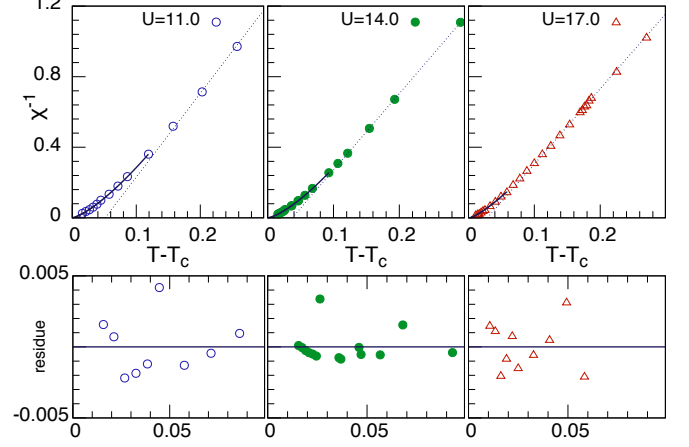


Figure A1. Top panel: Inverse magnetic susceptibility at $\mathbf{q} = (\pi, \pi, \pi)$ for $U/t = 11, 14, 17$ as a function of $T - T_c$. Circles: DF values. Dashed line: linear high-temperature mean-field fit. Solid bold line: fit of critical exponent in the critical region. Bottom panel: Residue values if the susceptibility is plotted versus the temperature.

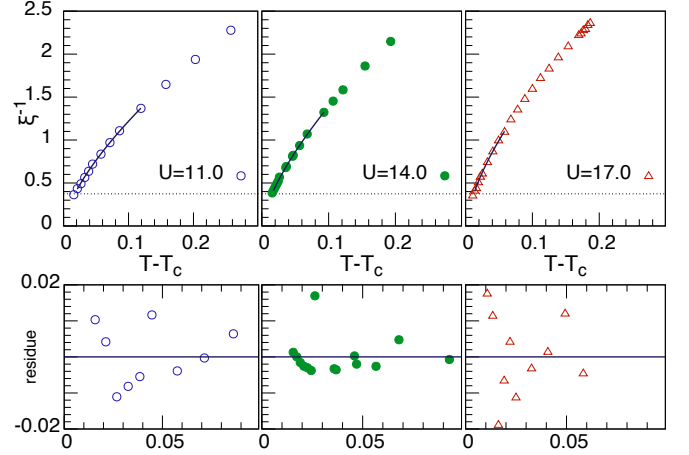


Figure A2. Inverse correlation length (top) and residue values of the power-law fit (bottom) at $U/t = 11, 14, 17$ as a function of $T - T_c$. The critical region, obtained from the data in Fig. A1 is illustrated by a bold line.

Appendix B: Impact of frequency dependence of the vertex

Fig. B shows a comparison of the inverse magnetic susceptibilities obtained with the impurity vertex being sampled over 1 (static) or 120 (non-static) bosonic Matsubara frequencies respectively. Two curves are separated by a constant offset yielding a slightly lower value for the critical temperature in the non-static case but exhibit the same slope. Therefore the choice for the number of bosonic Matsubara frequencies does not affect the observed critical behavior.

* Part of this work has been conducted while the author was with Institut de Physique Théorique (IPhT), CEA, CNRS, 91191 Gif-

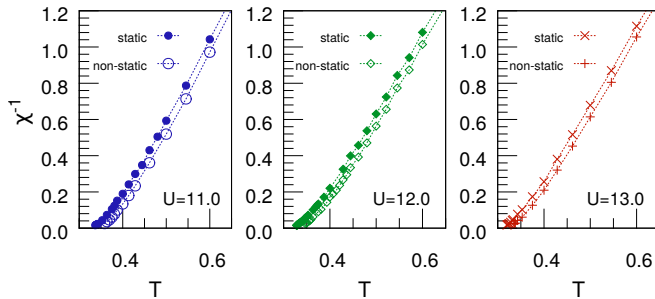


Figure A3. Same as Fig. A1 for values $U/t = 11, 12, 13$ comparing the static approximation to the DF results with more than one bosonic frequency. Open symbols: Static approximation LDA results. Closed symbols: LDA results using 120 bosonic frequencies.

[†] aantipov@umich.edu

- ¹ E. Dagotto, Reviews of Modern Physics **66**, 763 (1994), arXiv:9311013 [cond-mat].
- ² G. Kotliar, S. Y. Savrasov, K. Haule, V. S. Oudovenko, O. Parcollet, and C. A. Marianetti, Reviews of Modern Physics **78**, 865 (2006).
- ³ M. Troyer and U.-J. Wiese, Physical review letters **94**, 170201 (2005), arXiv:0408370 [cond-mat].
- ⁴ J. Hubbard, Proc. Royal Soc. A **276**, 238 (1963).
- ⁵ M. C. Gutzwiller, Phys. Rev. Lett. **10**, 159 (1963).
- ⁶ J. P. F. LeBlanc, A. E. Antipov, F. Becca, I. W. Bulik, G. K.-L. Chan, C.-M. Chung, Y. Deng, M. Ferrero, T. M. Henderson, C. A. Jiménez-Hoyos, E. Kozik, X.-W. Liu, A. J. Millis, N. V. Prokof'ev, M. Qin, G. E. Scuseria, H. Shi, B. V. Svistunov, L. F. Tocchio, I. S. Tupitsyn, S. R. White, S. Zhang, B.-X. Zheng, Z. Zhu, and E. Gull, (2015).
- ⁷ T. Esslinger, Annual Review of Condensed Matter Physics **1**, 129 (2010), arXiv:1007.0012.
- ⁸ R. Hart, P. Duarte, T. Yang, and X. Liu, arXiv preprint arXiv: ... , 1 (2014), arXiv:arXiv:1407.5932v1.
- ⁹ G. Jotzu, M. Messer, F. Görg, D. Greif, R. Desbuquois, and T. Esslinger, (2015), arXiv:1504.05573.
- ¹⁰ J. E. Hirsch, Physical Review B **35**, 1851 (1987).
- ¹¹ T. Moriya and Y. Takahashi, "Itinerant Electron Magnetism," (1984).
- ¹² T. Pruschke and R. Zitzler, J. Phys.: Condens. Matter **7867**, 8 (2003), arXiv:0309192 [cond-mat].
- ¹³ S. Moukouri and M. Jarrell, Physical Review Letters **87**, 167010 (2001).
- ¹⁴ M. Cyrot, Physical Review Letters **25**, 871 (1970).
- ¹⁵ P. W. Anderson, Reviews of Modern Physics **50**, 191 (1978).
- ¹⁶ P. van Dongen, Physical Review Letters **67**, 757 (1991).
- ¹⁷ A.-M. Daré, Y. M. Vilks, and a. M. S. Tremblay, Phys. Rev. B **53**, 23 (1996), arXiv:9602083 [cond-mat].
- ¹⁸ A. M. Dare and G. Albinet, Phys. Rev. B **61**, 9 (1999), arXiv:9909243 [cond-mat].
- ¹⁹ D. Logan, M. Eastwood, and M. Tusch, Physical Review Letters **76**, 4785 (1996).
- ²⁰ Y. H. Szczech, M. a. Tusch, and D. E. Logan, Physical Review Letters **74**, 2804 (1995).
- ²¹ A. Singh, **2**, 7 (1998), arXiv:9802047 [cond-mat].
- ²² T. a. Zaleski and T. K. Kopeć, in *Phys. Rev. B*, Vol. 77 (2008) p. 125120, arXiv:0811.0248.
- ²³ K.-K. Pan and Y.-L. Wang, Physical Review B **55**, 2981 (1997).
- ²⁴ R. T. Scalettar, D. J. Scalapino, R. L. Sugar, and D. Toussaint, Physical Review B **39**, 4711 (1989).
- ²⁵ R. Staudt, M. Dzierzawa, and A. Muramatsu, Physical review letters **88**, 6 (2000), arXiv:0007042 [cond-mat].
- ²⁶ I. Campos and J. W. Davenport, Journal of Computational Physics **196**, 88 (2004).
- ²⁷ T. Paiva, Y. L. Loh, M. Randeria, R. T. Scalettar, and N. Trivedi, Physical Review Letters **107**, 1 (2011), arXiv:1106.0904.
- ²⁸ E. Kozik, E. Burovski, V. W. Scarola, and M. Troyer, Physical Review B - Condensed Matter and Materials Physics **87**, 1 (2013), arXiv:arXiv:1212.3027v1.
- ²⁹ W. Metzner and D. Vollhardt, Physical Review Letters **62**, 324 (1989).
- ³⁰ A. Georges and W. Krauth, Phys. Rev. Lett. **69**, 1240 (1992).
- ³¹ A. Georges, G. Kotliar, W. Krauth, and M. J. Rozenberg, Rev. Mod. Phys. **68**, 13 (1996).
- ³² M. Ulmke, Eur. Phys. J. B **304**, 301 (1997), arXiv:9704229 [cond-mat].
- ³³ W. Metzner, Phys. Rev. B **43**, 8549 (1991).
- ³⁴ K. Byczuk and D. Vollhardt, Physical Review B **65**, 134433 (2002).
- ³⁵ J. Freericks and V. Zlatić, Reviews of Modern Physics **75**, 1333 (2003).
- ³⁶ A. I. Lichtenstein and M. I. Katsnelson, Physical Review B **62**, R9283 (2000).
- ³⁷ G. Kotliar, S. Y. Savrasov, G. Pálsson, and G. Biroli, Phys. Rev. Lett. **87**, 186401 (2001).
- ³⁸ T. Maier, M. Jarrell, T. Pruschke, and M. Hettler, Reviews of Modern Physics **77**, 1027 (2005).
- ³⁹ P. Kent, M. Jarrell, T. Maier, and T. Pruschke, Physical Review B **72**, 060411 (2005).
- ⁴⁰ S. Fuchs, E. Gull, M. Troyer, M. Jarrell, and T. Pruschke, Physical Review B **83**, 235113 (2011).
- ⁴¹ S. Fuchs, E. Gull, L. Pollet, E. Burovski, E. Kozik, T. Pruschke, and M. Troyer, Physical Review Letters **106**, 1 (2011), arXiv:1009.2759.
- ⁴² A. Toschi, A. Katanin, and K. Held, Physical Review B **75**, 045118 (2007).
- ⁴³ A. Rubtsov, M. Katsnelson, and A. Lichtenstein, Physical Review B **77**, 033101 (2008).
- ⁴⁴ C. Slezak, M. Jarrell, T. Maier, and J. Deisz, Journal of Physics: Condensed Matter **21**, 435604 (2009).
- ⁴⁵ G. Rohringer, a. Toschi, H. Hafermann, K. Held, V. I. Anisimov, and a. a. Katanin, Physical Review B - Condensed Matter and Materials Physics **88**, 1 (2013), arXiv:arXiv:1301.7546v3.
- ⁴⁶ C. Taranto, S. Andergassen, J. Bauer, K. Held, A. Katanin, W. Metzner, G. Rohringer, and A. Toschi, Physical Review Letters **112**, 196402 (2013), arXiv:1307.3475.
- ⁴⁷ G. Rohringer, A. Toschi, A. Katanin, and K. Held, Physical Review Letters **107**, 256402 (2011).
- ⁴⁸ T. Schäfer, A. Toschi, and J. M. Tomczak, Physical Review B **91**, 1 (2015).
- ⁴⁹ H. Hafermann, G. Li, A. N. Rubtsov, M. I. Katsnelson, A. I. Lichtenstein, and H. Monien, Phys. Rev. Lett. **102**, 206401 (2009).
- ⁵⁰ A. E. Antipov, E. Gull, and S. Kirchner, Physical Review Letters **112**, 226401 (2014).
- ⁵¹ J. Otsuki, H. Hafermann, and A. I. Lichtenstein, Physical Review B **90**, 235132 (2014).
- ⁵² T. Schäfer, F. Geles, D. Rost, G. Rohringer, E. Arrigoni, K. Held, N. Blümer, M. Aichhorn, and A. Toschi, Phys. Rev. B **91**, 125109 (2015).
- ⁵³ H. Hafermann, F. Lechermann, A. N. Rubtsov, M. I. Katsnelson, A. Georges, and A. I. Lichtenstein, in *Modern Theories of Many-Particle Systems in Condensed Matter Physics*, Lecture Notes in Physics, Vol. 843, edited by D. C. Cabra, A. Honecker, and P. Pujol (Springer Berlin Heidelberg, Berlin,

- Heidelberg, 2012) pp. 145–214.
- ⁵⁴ A. Rubtsov, M. Katsnelson, A. Lichtenstein, and A. Georges, *Physical Review B* **79**, 045133 (2009).
 - ⁵⁵ A. A. Katanin, *Journal of Physics A: Mathematical and Theoretical* **46**, 045002 (2013), arXiv:1209.6285.
 - ⁵⁶ J. A. Hertz and M. A. Klenin, *Physical Review B* **10**, 1084 (1974).
 - ⁵⁷ J. A. Hertz, *Physical Review B* **14**, 1165 (1976).
 - ⁵⁸ H. Hafermann, P. Werner, and E. Gull, *Computer Physics Communications* **184**, 1280 (2013).
 - ⁵⁹ E. Gull, A. J. Millis, A. I. Lichtenstein, A. N. Rubtsov, M. Troyer, and P. Werner, *Rev. Mod. Phys.* **83**, 349 (2011), arXiv:arXiv:1012.4474v1.
 - ⁶⁰ P. Werner, A. Comanac, L. de’ Medici, M. Troyer, and A. J. Millis, *Physical Review Letters* **97**, 76405 (2006).
 - ⁶¹ J. K. Freericks and M. Jarrell, *Physical Review Letters* **74**, 186 (1995), arXiv:9407101 [cond-mat].
 - ⁶² A. Martín-Rodero and F. Flores, *Physical Review B* **45**, 13008 (1992).
 - ⁶³ A. Sandvik, *Physical Review Letters* **80**, 5196 (1998).
 - ⁶⁴ I. Affleck, Z. Zou, T. Hsu, and P. Anderson, *Physical Review B* **38**, 745 (1988).
 - ⁶⁵ M. Takahashi, *Journal of Physics C: Solid State Physics* **10**, 1289 (1977).
 - ⁶⁶ C. Holm and W. Janke, *Physical Review B* **48**, 936 (1993).
 - ⁶⁷ T. Giamarchi, *Quantum Physics in One Dimension* (Clarendon Press, 2003).
 - ⁶⁸ V. Zlatić and B. Horvatic, *Solid State Communications* **75**, 263 (1990).
 - ⁶⁹ N. Wentzell, C. Taranto, A. Katanin, A. Toschi, and S. Andergassen, *Physical Review B* **91**, 045120 (2015).
 - ⁷⁰ N. E. Bickers and D. J. Scalapino, *Physical Review B* **46**, 8050 (1992).
 - ⁷¹ N. Bickers and S. White, *Physical Review B* **43**, 8044 (1991).
 - ⁷² C. A. Mack, *Journal of Micro/Nanolithography, MEMS and MOEMS* **10**, 040501 (2011).