

Three-dimensional topological photonic crystal with a single surface Dirac cone

Ling Lu^{*†1}, Chen Fang^{†1}, Liang Fu^{*1}, Steven G. Johnson², John D. Joannopoulos¹ and Marin Soljačić¹

¹Department of Physics, ²Department of Mathematics,
Massachusetts Institute of Technology, Cambridge, Massachusetts*

A single Dirac cone on the surface is the hallmark of three-dimensional (3D) topological insulators, where the double degeneracy at the Dirac point is protected by time-reversal symmetry and the spin-splitting away from the point is provided by the spin-orbital coupling. Here we predict a single Dirac-cone surface state in a 3D photonic crystal, where the degeneracy at the Dirac point is protected by a nonsymmorphic glide reflection and the linear splitting away from it is enabled by breaking time-reversal symmetry. Such a gapless surface state is fully robust against random disorder of any type. This bosonic topological band structure is achieved by applying alternating magnetization to gap out the 3D “generalized Dirac points” discovered in the bulk of our crystal. The Z_2 bulk invariant is characterized through the evolution of Wannier centers. Our proposal—readily realizable using ferrimagnetic materials at microwave frequencies—can also be regarded as the photonic analog of topological crystalline insulators, providing the first 3D bosonic symmetry-protected topological system.

Topology of electron wavefunctions was first introduced to characterize the quantum Hall states in two dimensions (2D) discovered in 1980 [1]. Over the past decade, it has been recognized that symmetry plays a crucial role in the classification of topological phases, leading to the broad notion of symmetry-protected topological phases [2–4]. As a primary example, topological insulators [5–7] are distinguished from normal insulators in the presence of time-reversal symmetry (\mathcal{T}). A 3D topological insulator exhibits an odd number of protected surface Dirac cones, a unique property that cannot be realized in any 2D systems. Importantly, the existence of topological insulators requires Kramers’ degeneracy in spin-orbit coupled electronic materials; this forbids any direct analogue in boson systems [8]. In this report, we discover a 3D topological photonic crystal phase hosting a single surface Dirac cone, which is protected by a crystal symmetry [9–12] — the nonsymmorphic glide reflection rather than \mathcal{T} . Our finding expands the scope of 3D topological materials from fermions to bosons.

Unlike in Fermi systems, achieving a single Dirac cone in boson systems requires \mathcal{T} breaking. This is because the T operator acts differently on bosons and fermions: $\mathcal{T}_f^2 = -1$ for fermions with half-integer spins and $\mathcal{T}_b^2 = 1$ for bosons with integer spins. As a result, \mathcal{T}_b is not compatible with the Hamiltonian of a single Dirac cone, while \mathcal{T}_f is (see Supplementary Information). Instead of \mathcal{T}_f , the Dirac point-degeneracy in our photonic crystal is protected by a glide reflection [12–14], which ensures a band-crossing on high-symmetry lines. This crystal-symmetry-protected topological photonic crystal can be regarded as a bosonic analog of the recently discovered topological crystalline insulators in electronic systems [9, 15–18].

Our starting point is a photonic crystal having a body-centered-cubic (bcc) unit cell which contains four identical dielectric rods, illustrated with different colors for clarity in Fig. 1B. This crystal belongs to the nonsymmorphic space group of No. 230 ($Ia\bar{3}d$) that contains glide reflections and inversion.

Interestingly, such a triply-periodic structure self-assembles as disclination-line networks in the first blue phase of liquid crystals [19], denoted as BPI. Here, the dielectric constant (ϵ) of the rods is 11 and radius is $0.13a$ where a is the length of the cubic cell. In Fig. 1A, the photonic band structure of BPI shows a four-fold degenerate point at the P momentum, dispersing linearly in all directions of the 3D momentum space. Unlike a 3D Dirac point [20, 21] — a four-fold degeneracy point which splits into two sets of doublet bands along any direction — our four-fold degeneracy here splits into four bands along a generic direction. In Fig. 1A, this splitting is not obvious, since most dispersions still remain doubly-degenerate along high-symmetry momentum lines. However, it is clear that the 3rd and 4th bands split along $P - \Gamma$ and the 1st and 2nd bands split along $P - H$. We name this type of degeneracy a 3D “generalized Dirac point” (GDP). We note that there are two non-equivalent P points in the 3D bcc Brillouin zone (BZ) related by inversion. Interestingly, the two GDPs (at $\pm P$) are the only band-touchings between band 1,2 and 3,4. When the space group is perturbed, the GDPs could turn into line nodes, Weyl points [22, 23] or open bandgaps. Detailed studies of GDPs will be presented in another paper.

In symmorphic space groups, where the point groups decouple from lattice translations, the highest dimension of group representation is three. The four-fold band degeneracies of the GDPs are hence the consequence of the nonsymmorphic symmetries of glide reflections and screw rotations in BPI. A non-symmorphic symmetry is in general composed of a point group (mirror or rotation) followed by a fractional lattice translation, where neither of the two is a symmetry of the system. The important feature of a non-symmorphic space group is the extra band degeneracies at the BZ boundaries [24–27]. Since the screw rotations cannot be preserved on a planar surface, we focus on the glide reflections in order to obtain protected surface states. Shown in Fig. 1B, the (001) surface has two glide reflections $G_x = \{M_x | \frac{a}{2}\hat{x} - \frac{a}{2}\hat{y}\}$ and $G_y = \{M_y | \frac{a}{2}\hat{x}\}$. The top view schematic illustrates the relations between the four rods under the two glide reflections. The (001) surface BZ is plotted in Fig. 1C.

A glide reflection ensures a linear point-degeneracy along each glide-reflection-invariant momentum line. To see this, we study the Bloch states on the G_y -invariant lines of $X' - X$

* linglu@mit.edu; liangfu@mit.edu

†The first two authors contributed equally to this work.

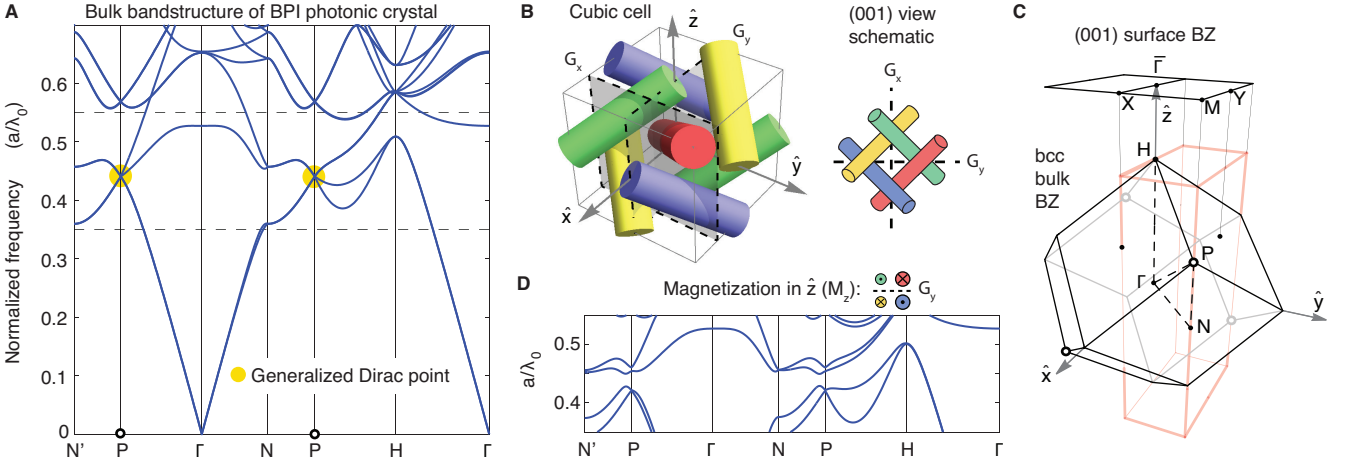


FIG. 1. Bulk band structures of the BPI photonic crystal. A) The GDP is between the first four bands. B) The cubic unit cell of length a consisting of four identical dielectric rods oriented along the bcc lattice vectors of (111) (red), $(\bar{1}11)$ (yellow), $(1\bar{1}1)$ (blue) and $(11\bar{1})$ (green). The rods go through $(0,0,0)a$, $(0,0.5,0)a$, $(0.5,0,0)a$ and $(0,0,0.5)a$ respectively. There are two glide reflection planes (G_x and G_y) in the structure, invariant on the (001) surface. The top-view schematic illustrates the relations between the rods under operations of G_x and G_y . C) The bcc BZ and its projection onto the (001) surface BZ. The transparent red box outlines the volume in the bulk BZ that projects to half of the surface BZ. D) Bulk band structure showing that the GDP opens when magnetization is applied on the rods without breaking G_y .

and $M' - M$ dashed in the (001) surface BZ on the right of Fig. 2A. A Bloch state with momentum (k_x, k_y) is mapped to another state with momentum $(k_x, -k_y)$ under G_y , so for any state along these two lines with $k_y = 0$ and $k_y = \pi/a$, its momentum is invariant under G_y . This means the eigenvalues of G_y (g_y) are good quantum numbers for the Bloch states on these two lines. Since $G_y^2 = \{1|a\hat{x}\}$, $g_y(k_x) = \pm e^{-ik_x \frac{a}{2}}$ [$g_y^2(k_x) = e^{-ik_x a}$] which is k_x -dependent. The two branches of glide-reflection eigenvalues always differ by a minus sign and they evolve into each other after a 2π transportation along the G_y -invariant lines due to the fact that $g_y(k) = -g_y(k + \frac{2\pi}{a})$. As a result, the corresponding wavefunctions of the two branches have the same winding as their eigenvalues—a unique property of the half-lattice translation in glide reflections. Consequently, the two frequency eigenvalues of the two Bloch modes also switch values after transporting a period along the invariant momentum lines, illustrated in Fig. 2A. Assume the frequencies of the two modes are ω^+ and ω^- at an arbitrary k_x point (say $k_x a = 0$). The frequency dispersions switch their values at $ka = 2\pi$. This switch ensures a crossing point (red dot) on $X' - X$ and $M' - M$ respectively. We argue that these two protected double-degeneracies give a Z_2 classification of the surface states [12]. Illustrated in the middle of 2A, there are two topologically in-equivalent ways for these two point-degeneracies to connect. The gapless connection is a signature of the topologically nontrivial surface states protected by G_y .

We now break \mathcal{T} in the BPI photonic crystal to open the bulk bandgap without breaking the G_y . Shown in Fig. 1D, the GDP at P point lift up into a bandgap when we apply alternating magnetization on the rods along \hat{z} . These magnetization induces off-diagonal imaginary parts in the dielectric constant (ϵ) of materials with gyroelectric response [28]. (Ferromagnetic materials of gyromagnetic response [29] give the same results in Supplementary Information). Here $\mu = 1$ and

$$\epsilon = \begin{pmatrix} \epsilon_{\parallel} & \kappa & 0 \\ -\kappa & \epsilon_{\parallel} & 0 \\ 0 & 0 & \epsilon_{zz} \end{pmatrix}, \text{ where } \epsilon_{zz} = 11, \epsilon_{\parallel}^2 - |\kappa|^2 = \epsilon_{zz}^2 \quad [22]$$

and κ is a non-zero imaginary number when the magnetization (M_z) is present. In Fig. 1D, $\kappa = -10i, -5i, +5i, +10i$ for the red, yellow, blue and green rods respectively. This configuration preserves G_y , because magnetization (magnetic field) flips sign under a mirror (reflection) operation. The 2D plane group of the resulting (001) surface is pg .

The (001) surface state, plotted in Fig. 2B, has a single Dirac cone at point L on the $M' - M$ line, consistent with the glide-reflection degeneracy in Fig. 2A. By varying the magnetization or rod radius without breaking G_y , the Dirac point L moves along the G_y invariant line $M' - M$. This single Dirac cone at L is connected gaplessly with the bulk bands across the band gap. In Fig. 2C, we restore G_x to coexist with G_y by doubling the magnetization amplitude of the green and yellow rods ($|\kappa|$ from 5 to 10). The surface plane group becomes $p2gg$. Due to this extra glide-reflection plane through Y point, the surface Dirac cone is then pinned at Y on $M' - M$. If we break both glide symmetries by de-magnetizing the yellow rod, both glide planes of G_x and G_y are broken and the surface plane group reduces to $p1$. The surface Dirac cone is now gapped as shown in Fig. 2D. This demonstrates that the gapless surface states are indeed protected by the glide reflection.

The principle of bulk-edge correspondence says that the surface state is a holographic representation of the bulk topology. We demonstrate this correspondence between the surface states in Fig. 2 and the “hybrid Wannier centers” [30] of the bulk bands below the bandgap computed in Fig. 3. This approach is also known as the Wilson loops [31, 32]. The hybrid Wannier function of each band is a spatially-localized wavefunction along z , obtained from Fourier-transforming the

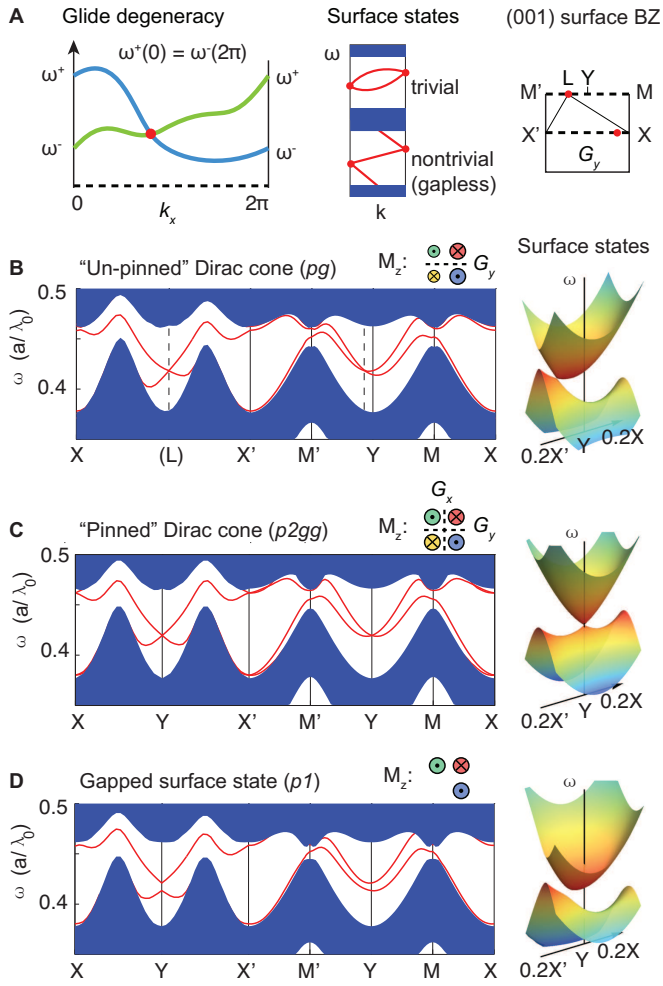


FIG. 2. The (001) surface states after breaking \mathcal{T} . The surface and bulk dispersions are plotted in red and blue colors, respectively. A) Illustration of the two crossing points (double-degeneracies) on the G_y -invariant lines of $M' - M$ and $X' - X$ (dotted) in the surface BZ. Consequently, the surface states can have a gapless connectivity which is topologically nontrivial. M' and M are the same point in the BZ, so are X' and X . B) Single Dirac cone at L movable along the $M' - M$ line protected by G_y . C) Single Dirac cone in B) pinned at Y point due to the co-existence of G_x and G_y . D) Surface states in B) and C) gapped by breaking the glide-reflection symmetries. For all above surface calculations, a perfect metallic boundary is placed on top, at the center of the cubic cell, on the (001) surface with an air gap spacing of $0.5a$ from the photonic crystal surface. The 3D plots of the surface dispersions are plotted on the right to show the behavior of the surface Dirac cone. The 3D surface plots are centered at the Y point, with a span of $0.2\pi/a$ in k_x and $0.1\pi/a$ in k_y and a normalized frequency range between 0.41 and 0.43.

Bloch wavefunctions with respect to k_z while keeping the other two surface momenta. The z -position expectation values of the hybrid Wannier wavefunctions, i.e., the hybrid Wannier centers, are equivalent to the Berry phases of the bulk bands below the gap along a loop in \hat{z} in the bulk BZ. In our bcc lattice, this non-contractable loop (of length $4\pi/a$) is the vector connecting H and $-H$ in Fig. 1C. This hybrid Wannier center is well defined up to a lattice period of $a/2$ in \hat{z} , and similarly,

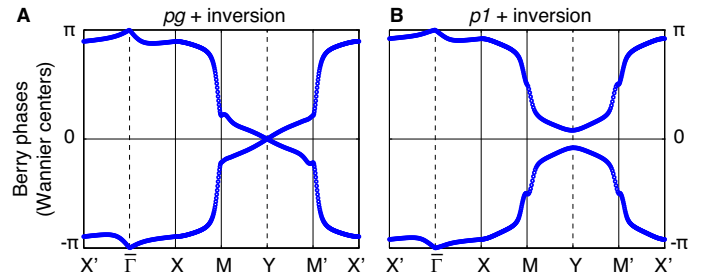


FIG. 3. Hybrid Wannier centers in the surface BZ indicating bulk topologies and the connections of the surface states. (A) The gapless hybrid Wannier centers corresponds to the non-trivial surface states (pg) in Fig. 2B. (B) The gapped hybrid Wannier centers corresponds to the trivial surface states ($p1$) in Fig. 2D. The hybrid Wannier centers corresponds to the $p2gg$ surface in Fig. 2C is plotted in the Supplementary Information.

the Berry phase has a 2π phase ambiguity. The calculations of the Berry phases are detailed in the Supplementary Information.

In the surface BZ, a gapless spectrum of Wannier centers (Berry phases) indicates a non-trivial bulk topology and a gapless surface state. In contrast, a gapped spectrum represents a trivial bulk topology and the absence of gapless surface states. This can be understood by the following intuitive arguments. If there is a full gap in the spectrum of Wannier centers, then there is a certain position in z where no state is localized. Terminating the bulk at that plane results in a surface without surface states — the trivial surface states. On the other hand, if the Wannier center plot is gapless, then for any surface termination there must be a localized surface state at some surface momentum. The surface is hence gapless for terminations at arbitrary z — a nontrivial surface. In Fig. 3, we plot the Wannier centers of the two lowest bands along the closed loop of $X' - X - M - M' - X'$ in the surface BZ. Fig. 3A depicts the hybrid Wannier centers calculated for the bulk bands in Fig. 1D, whose surface state is shown in Fig. 2B. Similarly, the hybrid Wannier centers in Fig. 3B correspond to the surface states shown in Fig. 2D. The Wannier centers are gapless in Fig. 3A, consistent with the existence of the gapless single surface Dirac cone in Fig. 2B. In comparison, the Wannier centers in Fig. 3B is gapped, also consistent with the absence of topological surface states in Fig. 2D. These data confirm the bulk-edge correspondence that the Wannier centers for all bulk bands below the bandgap is homotopic to the surface band structure of a semi-infinite system with one open surface.

Single-Dirac-cone surface states are fully robust and do not localize under arbitrary random disorders on the surface. This has been discussed in 3D topological insulators where the surface states remain delocalized under random impurities of any type [33, 34]. In our case, although individual defects break the glide reflection, their ensemble average do not. Intuitively, if one local disorder generates a positive Dirac mass term within a region on the surface, there must be a neighboring region where the mass term is negative. A chiral edge mode exists along the edge between two regions with opposite masses,

similar to the photonic one-way edge states [28, 29] analogous to the quantum Hall effect. In the presence of strong disorder, these chiral edge modes percolate the surface and the surface states remain delocalized. The surface with a strong random disorder can be mapped to the electronic states at the critical point of a quantum Hall plateau transition, where chiral edge modes between regions of different Landau-level filling factors percolate. The transmission rate of light on the surface hence exhibits the universal scaling laws in the universality class of the quantum Hall plateau transitions [12, 35]. Free from any interaction, this single-Dirac-cone surface state is an ideal platform for studying the critical phenomena of “metal-insulator” transitions in Dirac systems [33, 36].

In 2D photonic crystals, topological band structures protected by $\epsilon - \mu$ symmetry [37, 38] have been studied. However, symmetries in constitutive relations are difficult to maintain over a wide frequency bandwidth. Another 2D example discusses the bulk topology of C_6 rotation [39]. Unfortunately, six-fold rotation cannot be preserved on the 1D edge and cannot protect edge states. In contrast, our glide reflection can be maintained for all materials at all frequencies with protected surface states.

Experimentally, the \mathcal{T} -breaking BPI photonic crystals can be readily realized at microwave frequencies by assembling

ferrimagnetic rods [29, 40] with internal remnant magnetization without the need for external magnetic fields. These materials are commercially available, such as yttrium iron garnet. Towards optical frequencies, \mathcal{T} -breaking could potentially be implemented through dynamic Floquet modulations [41, 42]. In addition, our approach for photons can directly be used for phonons where \mathcal{T} -breaking can be achieved by spinning the rods [43].

This work demonstrates that symmetry-protected 3D topological bandgaps supporting disorder-immune surface states can be obtained in bosonic systems. Spatial symmetries [9, 11, 12, 44, 45] other than the glide reflection are to be studied in the rich context of 230 space groups and 1651 magnetic groups for any bosonic particles.

We thank Timothy H. Hsieh, Aris Alexandradinata, B. Andrei Bernevig, Scott Skirlo, Abby Men, Junwei Liu, Fan Wang for discussions. S.J. and J.J. were supported in part by the U.S.A.R.O. through the ISN, under Contract No. W911NF-13-D-0001. C.F. and L.F. were supported by the DOE Office of Basic Energy Sciences, Division of Materials Sciences and Engineering under Award No. de-sc0010526. L.L. was supported in part by the MRSEC Program of the NSF under Award No. DMR-1419807. M.S. and L.L. (analysis and reading of the manuscript) were supported in part by the MIT S3TEC EFRC of DOE under Grant No. de-sc0001299.

-
- [1] D. J. Thouless, M. Kohmoto, M. P. Nightingale, and M. den Nijs, “Quantized hall conductance in a two-dimensional periodic potential,” *Phys. Rev. Lett.* **49**, 405–408 (1982).
- [2] Andreas Schnyder, Shinsei Ryu, Akira Furusaki, and Andreas Ludwig, “Classification of topological insulators and superconductors in three spatial dimensions,” *Phys. Rev. B* **78**, 195125 (2008).
- [3] Xie Chen, Zheng-Cheng Gu, Zheng-Xin Liu, and Xiao-Gang Wen, “Symmetry-protected topological orders in interacting bosonic systems,” *Science* **338**, 1604–1606 (2012).
- [4] Chong Wang, Andrew C. Potter, and T. Senthil, “Classification of interacting electronic topological insulators in three dimensions,” *Science* **343**, 629–631 (2014).
- [5] M. Hasan and C. Kane, “*Colloquium*: Topological insulators,” *Rev. Mod. Phys.* **82**, 3045–3067 (2010).
- [6] Xiao-Liang Qi and Shou-Cheng Zhang, “Topological insulators and superconductors,” *Rev. Mod. Phys.* **83**, 1057–1110 (2011).
- [7] Joel E Moore, “The birth of topological insulators,” *Nature* **464**, 194–198 (2010).
- [8] Ling Lu, John D Joannopoulos, and Marin Soljačić, “Topological photonics,” *Nature Photonics* (2014).
- [9] Liang Fu, “Topological crystalline insulators,” *Phys. Rev. Lett.* **106**, 106802 (2011).
- [10] Yoichi Ando and Liang Fu, “Topological crystalline insulators and topological superconductors: From concepts to materials,” *arXiv preprint arXiv:1501.00531* (2015).
- [11] Ching-Kai Chiu, Jeffrey CY Teo, Andreas P Schnyder, and Shinsei Ryu, “Classification of topological quantum matter with symmetries,” *arXiv preprint arXiv:1505.03535* (2015).
- [12] Chen Fang and Liang Fu, “New classes of three-dimensional topological crystalline insulators: Nonsymmorphic and magnetic,” *Physical Review B* **91**, 161105 (2015).
- [13] Chao-Xing Liu, Rui-Xing Zhang, and Brian K VanLeeuwen, “Topological nonsymmorphic crystalline insulators,” *Physical Review B* **90**, 085304 (2014).
- [14] Ken Shiozaki, Masatoshi Sato, and Kiyonori Gomi, “Z2 topology in nonsymmorphic crystalline insulators: Möbius twist in surface states,” *Physical Review B* **91**, 155120 (2015).
- [15] Timothy H. Hsieh, Hsin Lin, Junwei Liu, Wenhui Duan, Arun Bansil, and Liang Fu, “Topological crystalline insulators in the same material class,” *Nature Communications* **3**, 982 (2012).
- [16] P. Dziawa, B. J. Kowalski, K. Dybko, R. Buczko, A. Szcerbakow, M. Szot, E. Lusakowska, T. Balasubramanian, B. M. Wojek, M. H. Bernsten, O. Tjernberg, and T. Story, “Topological crystalline insulator states in pb1-xsnxse,” *Nature Materials* **11**, 1023 (2012).
- [17] Y Tanaka, Zhi Ren, T. Sato, K. Nakayama, S. Souma, T. Takahashi, Kouji Segawa, and Yoichi Ando, “Experimental realization of a topological crystalline insulator in snte,” *Nature Physics* **8**, 800 (2012).
- [18] Su-Yang Xu, Chang Liu, N. Alidoust, M. Neupane, D. Qian, I. Belopolski, J. D. Denlinger, Y. J. Wang, H. Lin, L. A. Wray, G. Landolt, B. Slomski, J. H. Dil, A. Marcinkova, E. Morosan, Q. Gibson, R. Sankar, F. C. Chou, R. J. Cava, A. Bansil, and M. Z. Hasan, “Observation of a topological crystalline insulator phase and topological phase transition in pb1-xsnxte,” *Nature Communications* **3**, 1192 (2012).
- [19] S Meiboom, M Sammon, and DW Berreman, “Lattice symmetry of the cholesteric blue phases,” *Physical Review A* **28**, 3553 (1983).
- [20] S. M. Young, S. Zaheer, J. C. Y. Teo, C. L. Kane, E. J. Mele, and A. M. Rappe, “Dirac semimetal in three dimensions,” *Phys. Rev. Lett.* **108**, 140405 (2012).
- [21] ZK Liu, B Zhou, Y Zhang, ZJ Wang, HM Weng, D Prab-

- hakaran, S-K Mo, ZX Shen, Z Fang, X Dai, *et al.*, “Discovery of a three-dimensional topological dirac semimetal, na3bi,” *Science* **343**, 864–867 (2014).
- [22] Ling Lu, Liang Fu, John D Joannopoulos, and Marin Soljačić, “Weyl points and line nodes in gyroid photonic crystals,” *Nature Photonics* **7**, 294–299 (2013).
- [23] Ling Lu, Zhiyu Wang, Dexin Ye, Lixin Ran, Liang Fu, John D Joannopoulos, and Marin Soljačić, “Experimental observation of weyl points,” arXiv preprint arXiv:1502.03438 (2015).
- [24] Adam Mock, Ling Lu, and John O’Brien, “Space group theory and fourier space analysis of two-dimensional photonic crystal waveguides,” *Physical Review B* **81**, 155115 (2010).
- [25] Ling Lu, Lin Lee Cheong, Henry I Smith, Steven G Johnson, John D Joannopoulos, and Marin Soljačić, “Three-dimensional photonic crystals by large-area membrane stacking,” *Optics letters* **37**, 4726–4728 (2012).
- [26] Siddharth A Parameswaran, Ari M Turner, Daniel P Arovas, and Ashvin Vishwanath, “Topological order and absence of band insulators at integer filling in non-symmorphic crystals,” *Nature Physics* **9**, 299–303 (2013).
- [27] S. M. Young and C. L. Kane, “Dirac Semimetals in Two Dimensions,” ArXiv e-prints (2015), arXiv:1504.07977 [cond-mat.mtrl-sci].
- [28] F. D. M. Haldane and S. Raghu, “Possible realization of directional optical waveguides in photonic crystals with broken time-reversal symmetry,” *Phys. Rev. Lett.* **100**, 013904 (2008).
- [29] Zheng Wang, Yidong Chong, J. D. Joannopoulos, and Marin Soljačić, “Observation of unidirectional backscattering-immune topological electromagnetic states,” *Nature* **461**, 772–775 (2009).
- [30] Maryam Taherinejad, Kevin F Garrity, and David Vanderbilt, “Wannier center sheets in topological insulators,” *Physical Review B* **89**, 115102 (2014).
- [31] Rui Yu, Xiao Liang Qi, Andrei Bernevig, Zhong Fang, and Xi Dai, “Equivalent expression of z^2 topological invariant for band insulators using the non-abelian berry connection,” *Physical Review B* **84**, 075119 (2011).
- [32] A Alexandradinata, Xi Dai, and B Andrei Bernevig, “Wilson-loop characterization of inversion-symmetric topological insulators,” *Physical Review B* **89**, 155114 (2014).
- [33] Liang Fu and C. L. Kane, “Topology, delocalization via average symmetry and the symplectic anderson transition,” *Phys. Rev. Lett.* **109**, 246605 (2012).
- [34] I. C. Fulga, B. van Heck, J. M. Edge, and A. R. Akhmerov, “Statistical topological insulators,” *Phys. Rev. B* **89**, 155424 (2014).
- [35] Andreas W. W. Ludwig, Matthew P. A. Fisher, R. Shankar, and G. Grinstein, “Integer quantum hall transition: An alternative approach and exact results,” *Phys. Rev. B* **50**, 7526–7552 (1994).
- [36] J. H. Bardarson, J. Tworzydło, P. W. Brouwer, and C. W. J. Beenakker, “One-parameter scaling at the dirac point in graphene,” *Phys. Rev. Lett.* **99**, 106801 (2007).
- [37] Alexander B Khanikaev, S Hossein Mousavi, Wang-Kong Tse, Mehdi Kargarian, Allan H MacDonald, and Gennady Shvets, “Photonic topological insulators,” *Nature materials* **12**, 233–239 (2013).
- [38] Wen-Jie Chen, Shao-Ji Jiang, Xiao-Dong Chen, Baocheng Zhu, Lei Zhou, Jian-Wen Dong, and CT Chan, “Experimental realization of photonic topological insulator in a uniaxial metacrytal waveguide,” *Nature communications* **5** (2014).
- [39] Long-Hua Wu and Xiao Hu, “Scheme for achieving a topological photonic crystal by using dielectric material,” *Physical Review Letters* **114**, 223901 (2015).
- [40] Scott A Skirlo, Ling Lu, Yuichi Igarashi, John Joannopoulos, and Marin Soljagic, “Experimental observation of large chern numbers in photonic crystals,” arXiv preprint arXiv:1504.04399 (2015).
- [41] Kejie Fang, Zongfu Yu, and Shanhui Fan, “Realizing effective magnetic field for photons by controlling the phase of dynamic modulation,” *Nature Photonics* **6**, 782–787 (2012).
- [42] Mikael C Rechtsman, Julia M Zeuner, Yonatan Plotnik, Yaakov Lumer, Daniel Podolsky, Felix Dreisow, Stefan Nolte, Mordechai Segev, and Alexander Szameit, “Photonic floquet topological insulators,” *Nature* **496**, 196–200 (2013).
- [43] Pai Wang, Ling Lu, and Katia Bertoldi, “Topological phononic crystals with one-way elastic edge waves,” arXiv preprint arXiv:1504.01374 (2015).
- [44] Chao-Xing Liu, “Antiferromagnetic crystalline topological insulators,” arXiv preprint arXiv:1304.6455 (2013).
- [45] A Alexandradinata, Chen Fang, Matthew J Gilbert, and B Andrei Bernevig, “Spin-orbit-free topological insulators without time-reversal symmetry,” *Physical review letters* **113**, 116403 (2014).
- [46] Steven G. Johnson and J. D. Joannopoulos, “Block-iterative frequency-domain methods for maxwell’s equations in a planewave basis,” *Opt. Express* **8**, 173–190 (2001).

SUPPLEMENTARY INFORMATION

A. Compatibility between time-reversal symmetries and the single-Dirac-cone surface state

The key ingredient in achieving bosonic single Dirac surface states is the breaking of \mathcal{T} , which we prove by contradiction. The \mathcal{T} operator differs fundamentally for particles with different spins: $\mathcal{T}_f^2 = -1$ for fermions with half-integer spins while $\mathcal{T}_b^2 = 1$ for bosons with integer spins. Up to a choice of basis, the anti-unitary \mathcal{T} operator can always be expressed as $\mathcal{T}_f = \sigma_y K|_{\mathbf{k} \rightarrow -\mathbf{k}}$ and $\mathcal{T}_b = K|_{\mathbf{k} \rightarrow -\mathbf{k}}$ for fermions and bosons, respectively. Here $\sigma_{x,y,z}$ are the Pauli matrices acting on the two-component wavefunctions of a single Dirac cone. \mathcal{T} flips the sign of momentum (\mathbf{k}) and K is the complex conjugation. Let us consider the surface (say the xy plane) of a 3D system with a bulk gap. In the presence of \mathcal{T} , a single Dirac cone can only appear at a \mathcal{T} -invariant momentum, in the vicinity of which the two-band Dirac Hamiltonian is denoted by $H_{SD}(\mathbf{k}) = k_x \sigma_1 + k_y \sigma_2$. Here $k_{x,y}$ are the two surface momenta and $\sigma_{1,2}$ are two linearly independent Pauli matrices. \mathcal{T} -invariance implies \mathcal{T} and $H_{SD}(\mathbf{k})$ commute, requiring the existence of at least two Pauli matrices that anti-commute with \mathcal{T} . For fermions, this is satisfied since all three Pauli matrices anti-commute with \mathcal{T}_f . The anti-commutation relations forbid any mass term (σ_3) in $H_{SD}(\mathbf{k})$, justifying the \mathcal{T} -protected single Dirac surface states found in topological insulators. For bosons, however, σ_y is the only Pauli matrix anti-commuting with \mathcal{T}_b . So \mathcal{T}_b is not compatible with H_{SD} . Hence \mathcal{T} has to be broken to linearly split the two bands in all surface directions away from the Dirac point, in order to form a single surface Dirac cone in photonic crystals.

B. Ferrimagnetic materials

Here we break \mathcal{T} with the gyromagnetic material instead of the gyroelectric material in the main text. For example, yttrium iron garnet (YIG) has strong gyromagnetic responses at microwave frequencies. The permittivity and permeability

of the YIG crystal can be $\epsilon = 11$, $\mu = \begin{pmatrix} \mu_{\parallel} & v & 0 \\ -v & \mu_{\parallel} & 0 \\ 0 & 0 & \mu_0 \end{pmatrix}$,

where v is a non-zero imaginary number when the magnetization (M_z) is present and $\mu_0 = 1$. In Fig. S1, $\mu_{\parallel} = 1.5$ and $v = -1.2i, -1.2i, +1.2i, +1.2i$ for the red, yellow, blue and green rods respectively. The bulk bandgap opens and the surface state has the same nontrivial connectivity as that is shown in Fig. 2C. These calculations were performed using a modified version of the MIT Photonic Bands [46].

C. Discussions of hybrid Wannier-center spectra

Using the notation in Ref. [30], the hybrid Wannier centers $\bar{z}_n(k_{\perp})$ and the equivalent Berry phases $\phi_n(k_{\perp})$ is related by $\bar{z}_n(k_{\perp}) = \frac{c}{2\pi} \phi_n(k_{\perp})$. Here n labels the band, k_{\perp} means the

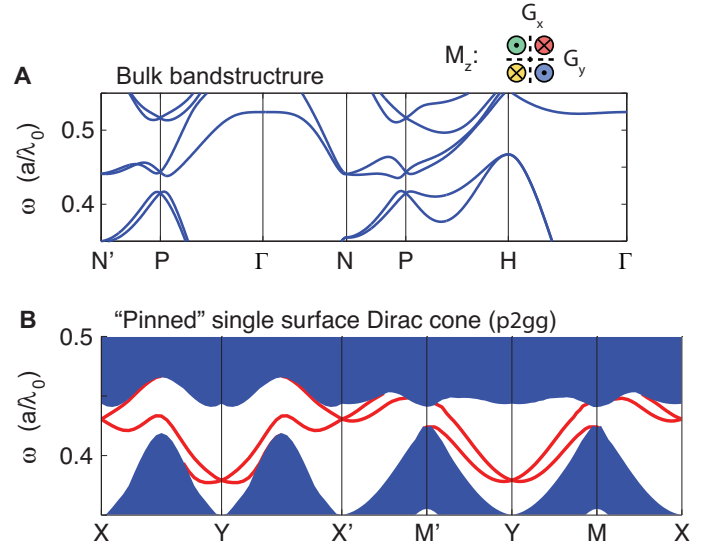


FIG. S1. A) Bulk band structure showing the gap opening of the GDP. B) Gapless Z_2 surface states of single Dirac cones at $X \equiv X'$ and $Y \equiv Y'$. A perfect metallic boundary is placed from top, at the center of the cubic cell, on the (001) surface with an air gap spacing of $0.4a$ from the photonic crystal surface.

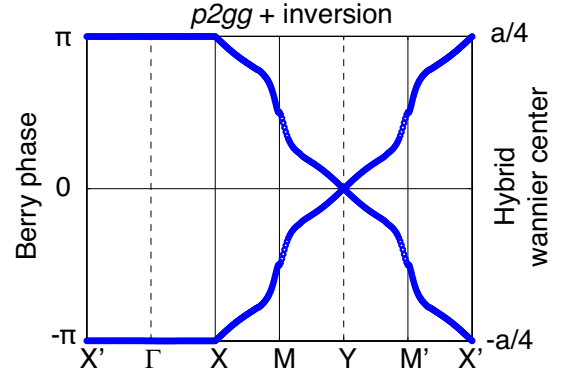


FIG. S2. The gapless hybrid Wannier centers corresponds to the non-trivial surface states ($p2gg$) in Fig. 2C.

wavevector in the surface BZ perpendicular to k_z . c is the real-space period in the direction of the surface, which is $a/2$ in our bcc lattice for (001) surface.

Hybrid Wannier centers $[\bar{z}_n(k_{\perp})]$ are properties of the bulk. In addition to the symmetries on the surface, $\bar{z}_n(k_{\perp})$ also have z to $-z$ symmetries in the bulk. In our system, this z -symmetry is inversion. so $\bar{z}_n(k_{\perp}) = -\bar{z}_n(-k_{\perp})$ in all the plots in Fig. 3 and S2. At inversion-invariant momenta ($X, M, \bar{\Gamma}, Y$) where $k = -k$ up to a reciprocal vector, $\sum_n \bar{z}_n(k_{\perp}) = 0$ or π . If the Wannier centers have a single crossing in the closed loop of $X' - \bar{\Gamma} - X$ or $M - Y - M'$, the crossing point must locate at one of the inversion-invariant points. The above arguments are all consistent with the three plots of Fig. 3A,B and Fig. S2.

Fig. S2 plots the hybrid Wannier centers in the surface BZ of surface symmetry $p2gg$. Due to the high symmetry, the two

Wannier centers are completely degenerate on the $X' - \bar{\Gamma} - X$ line at the phase value of π . The 2D vertical plane in the bulk BZ containing $X' - \bar{\Gamma} - X$ is the only plane on which every k point is invariant under G_y . Consequently, the lowest two bulk bands on this vertical plane can be separately labeled by the two G_y eigenvalues of g_y^\pm . On the other hand, the multiplication of G_x and inversion (P) also transforms the Bloch states, within this vertical plane, from $(k_x, 0, k_z)$ into $(k_x, 0, -k_z)$. In addition, $[G_x P, G_y] = 0$. This commutation relation means that these two operators share the same eigenstates on the plane, so that we can transform the states within each separate branch of the two bulk bands labeled by g_y^\pm . Since $G_x P$ transforms k_z into $-k_z$ in the plane. This z -symmetry requires $\bar{z}(\mathbf{k}_\perp) = -\bar{z}(\mathbf{k}_\perp)$, i.e. Berry phases of 0 or π for both branches

of the two bulk bands, for \mathbf{k}_\perp on the $X' - \bar{\Gamma} - X$ line.

D. Calculation of Berry phases (hybrid Wannier centers)

The multi-band non-Abelian Berry phases are calculated through the linking matrices $M_{mn}^{\mathbf{k}, \mathbf{k} + \Delta \mathbf{k}}$ of the Bloch wavefunctions $u_{m\mathbf{k}}$ between the neighbouring two \mathbf{k} points. $M_{mn}^{\mathbf{k}, \mathbf{k} + \Delta \mathbf{k}} = \langle u_{m\mathbf{k}} | u_{n(\mathbf{k} + \Delta \mathbf{k})} \rangle$. We multiply the linking matrices to be the Wilson loop $W(\mathbf{k}_\perp) = \prod M_{mn}^{\mathbf{k}_\perp, \mathbf{k}_\perp + \Delta \mathbf{k}_\perp}$ along the closed loop in the BZ— a parallel transport cycle. The Wilson loop eigenvalues are $\lambda_n(\mathbf{k}_\perp)$ and the Berry phases are $\phi_n(\mathbf{k}_\perp) = \text{Im}[\log \lambda_n(\mathbf{k}_\perp)]$.

The key of this calculation is fixing the periodic gauge at the two end points (\mathbf{k}_0 and \mathbf{k}_{last}) differ by a reciprocal vector \mathbf{G} in the bulk BZ. We set $u(\mathbf{k}_{\text{last}}) = u(\mathbf{k}_0 + \mathbf{G}) = e^{-i\mathbf{G} \cdot \mathbf{r}} u(\mathbf{k}_0)$. For other \mathbf{k} points in the loop, gauge fixing is not required.