

# A HIDDEN SIGNAL IN THE ULAM SEQUENCE

STEFAN STEINERBERGER

ABSTRACT. The Ulam sequence is defined as  $a_1 = 1, a_2 = 2$  and  $a_n$  being the smallest integer that can be written as the sum of two distinct earlier elements in a unique way. This gives

$$1, 2, 3, 4, 6, 8, 11, 13, 16, 18, 26, 28, 36, 38, 47, \dots$$

Ulam remarked that understanding the sequence, which has been described as 'quite erratic', seems difficult and indeed nothing is known. We report the empirical discovery of a surprising global rigidity phenomenon: there seems to exist a real  $\alpha \sim 2.5714474995\dots$  such that

$$\{\alpha a_n : n \in \mathbb{N}\} \pmod{2\pi} \text{ generates an absolutely continuous non-uniform measure}$$

supported on a subset of  $\mathbb{T}$ . Indeed, for the first  $10^7$  elements of Ulam's sequence,

$$\cos(2.5714474995 a_n) < 0 \quad \text{for all } a_n \notin \{2, 3, 47, 69\}.$$

The same phenomenon arises for some other initial conditions  $a_1, a_2$ : the distribution functions look very different from each other and have curious shapes. A similar but more subtle phenomenon seems to arise in Lagarias' variant of MacMahon's 'primes of measurement' sequence.

## 1. INTRODUCTION

Stanislaw Ulam introduced his sequence

$$1, 2, 3, 4, 6, 8, 11, 13, 16, 18, 26, 28, 36, 38, 47, 48, 53, 57, 62, 69, 72, 77, 82, 87, 97, \dots$$

in a 1964 survey [26] on unsolved problems. The construction is given by  $a_1 = 1, a_2 = 2$  and then iteratively by choosing  $a_n$  as the smallest integer that can be written as the sum of two distinct earlier elements in a unique way. Ulam writes

One can consider a rule for growth of patterns – in one dimension it would be merely a rule for obtaining successive integers. [...] In both cases simple questions that come to mind about the properties of a sequence of integers thus obtained are notoriously hard to answer. (Ulam, 1964)

He asks in the Preface of [27] whether it is possible to determine the asymptotic density of the sequence (this problem is sometimes incorrectly attributed to Recaman [16]). While, empirically, the density seems to be close to 7.4%, it is not even known whether it is bigger than 0. Indeed, it seems that hardly anything is known at all: Section C4 of Guy's *Unsolved Problems in Number Theory* [10] contains an observation due to Burr and Zeitlin that  $a_{n+1} \leq a_n + a_{n-1} < 2a_n$  and that therefore every integer can be written as a sum of Ulam numbers. Different initial values  $a_1, a_2$  can give rise to more structured sequences [3, 5, 15]: for some of them the sequence of consecutive differences  $a_{n+1} - a_n$  is eventually periodic. It seems that this is not the case for Ulam's sequence: Knuth [18] remarks that  $a_{4953} - a_{4952} = 262$  and  $a_{18858} - a_{18857} = 315$ . In general, the sequence 'does not appear to follow any recognizable pattern' [4] and is 'quite erratic' [24].

We describe the (accidental) discovery of some very surprising structure. While using Fourier series with Ulam numbers as frequencies, we noticed a persisting signal in the noise: indeed, dilating the sequence by a factor  $\alpha \sim 2.5714474995\dots$  and considering the sequence  $(\alpha a_n \pmod{2\pi})$  gives rise to a very regular distribution function. One surprising implication is

$$\cos(2.5714474995 a_n) < 0 \quad \text{for the first } 10^7 \text{ Ulam numbers except } 2, 3, 47, 69.$$

The dilation factor  $\alpha$  seems to be a universal constant (of which we were able to compute the first few digits); given the distribution function, there is nothing special about the cosine and many similar inequalities could be derived (we used the cosine because it is perhaps the simplest).

## 2. THE OBSERVATION

**2.1. A Fourier series.** If the Ulam sequence had positive density, then by a classical theorem of Roth [23] it would contain many 3-arithmetic progressions. We were interested in whether the existence of progressions would have any impact on the structure of the sequence (because, if  $a \cdot n + b$  is in the sequence for  $n = 1, 2, 3$ , then  $a$  or  $2a$  is not). There is a well-known connection between randomness in sets and smallness of Fourier coefficients and this motivated us to look at

$$f_N(x) = \operatorname{Re} \sum_{n=1}^N e^{ia_n x} = \sum_{n=1}^N \cos(a_n x).$$

Clearly,  $f_N(0) = N$  and  $\|f_N\|_{L^2} \sim \sqrt{N}$  and therefore we expected  $|f_N(x)| \sim \sqrt{N}$  for  $x$  outside of 0. Much to our surprise, we discovered that this is not the case and that there is an  $\alpha \sim 2.571 \dots$  with that  $f_N(\alpha) \sim -0.8N$ . Such a behavior is, of course, an indicator of an embedded signal.

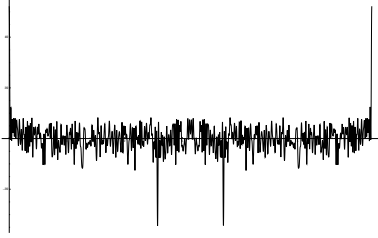


FIGURE 1. The function  $f_{50}$ .

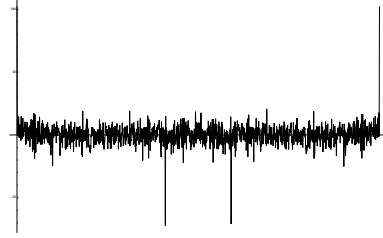


FIGURE 2. The function  $f_{100}$ .

**2.2. The hidden signal.** An explicit computation with  $N = 10^7$  pinpoints the location of the signal at

$$\alpha \sim 2.5714474995 \dots$$

and, by symmetry, at  $2\pi - \alpha$ . This signal acts as a hidden shift in frequency space: we can remove that shift in frequency by considering

$$S_N = \left\{ \alpha a_n - 2\pi \left\lfloor \frac{\alpha a_n}{2\pi} \right\rfloor : 1 \leq n \leq N \right\} \quad \text{instead.}$$

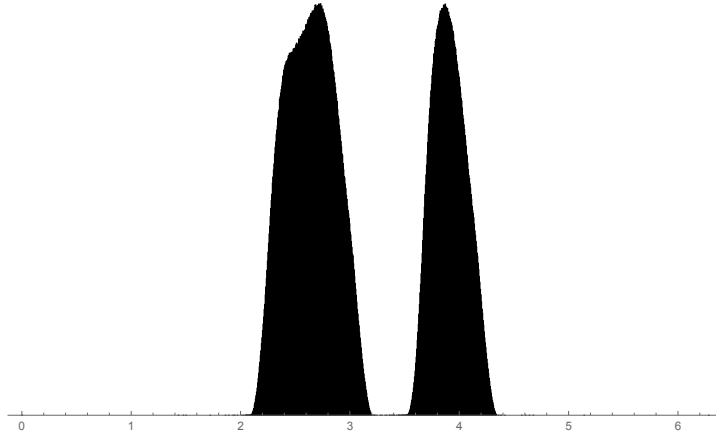


FIGURE 3. Distribution of  $S_N$  on  $[0, 2\pi]$  for  $N = 10^7$ .

A priori it might be reasonable to suspect that the Ulam sequence is ‘pseudo-random’ (in the same way as Cramér’s model suggests ‘pseudo-randomness’ of the primes). There are some local

obstructions (for example both primes and the Ulam sequence do not contain a triple  $(n, n+2, n+4)$  for  $n > 3$ ) but it would a priori be conceivable that many statistical quantities could be predicted by a random model. Our discovery clearly shows this to be false and that the Ulam sequence has some *extremely* rigid underlying structure. The structure is also present for other initial values (where, however, it generates other distribution functions, see below). We are hopeful that the rigidity of the phenomenon will provide a first way to get a more rigorous understanding of the Ulam sequence; however, we also believe that the phenomenon might be related to some interesting mechanism in additive combinatorics and therefore of independent interest.

**2.3. Prior observations.** There have been prior observations hinting at some sort of regularity (see e.g. David Wilson's remark in the *The On-Line Encyclopedia of Integer Sequences* [18]). It is clear that even without a suitable dilation of the Ulam numbers, some form of periodicity is still visible – the truly surprising fact is that a suitable dilation does not merely yield some form of quasi-periodicity but actually seems to give rise to a nontrivial absolutely continuous measure on  $\mathbb{T}$  that is not uniform. If we dilate the sequence by any other factor  $\beta$  such that  $\alpha$  and  $\beta$  are linearly independent over  $\mathbb{Q}$  (which is generically the case and which one would expect for  $\beta = 1$ ), then, assuming there exists a smooth, nontrivial distribution function for  $(\alpha a_n \bmod 2\pi)$ , the ergodicity of irrationals on  $\mathbb{T}$  implies that the distribution function of  $(\beta a_n \bmod 2\pi)$  will tend towards the uniform distribution. The Ulam sequence was first extensively computed in 1966 by Muller [14, 29], who gave the first 20.000 terms and made several observations. The most extensive computation we had access to is due to Daniel Strottman [25], who computed the first 11.172.261 elements (up to 150.999.995). This data set shows that some of Muller's predictions are not correct (the density, for example, seems to be very stable and around 0.0739).

**2.4. Other initial values.** There has been quite some work on the behavior of Ulam-type sequences using the same construction rule with other initial values. It has first been observed by Queneau [15] that the initial values  $(a_1, a_2) = (2, 5)$  give rise to a sequence where  $a_{n+1} - a_n$  is eventually periodic. Finch [3, 5, 4] proved that this is the case whenever only finitely many even numbers appear in the sequence and conjectured that this is the case for  $(a_1, a_2) = (2, n)$  whenever  $n \geq 5$  is odd. Finch's conjecture was proved by Schmerl & Spiegel [24]. Subsequently, Cassaigne & Finch [1] proved that all sequences starting from  $(a_1, a_2) = (4, n)$  with  $n \equiv 1 \pmod{4}$  contain precisely three even integers and are thus eventually periodic. The sequence  $(a_1, a_2) = (2, 3)$  as well as all sequences  $(a_1, a_2) = (1, n)$  with  $n \in \mathbb{N}$  do not exhibit such behavior and are being described 'erratic' in the above literature.

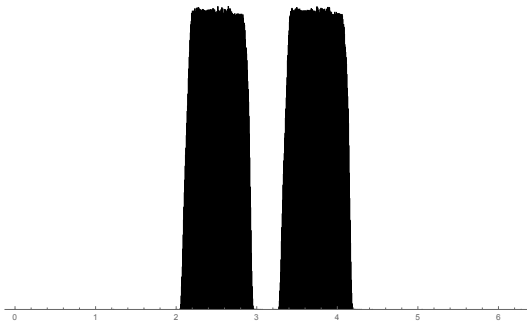


FIGURE 4. Distribution for initial values  $(a_1, a_2) = (1, 3)$  for  $N = 2.5 \cdot 10^6$ .

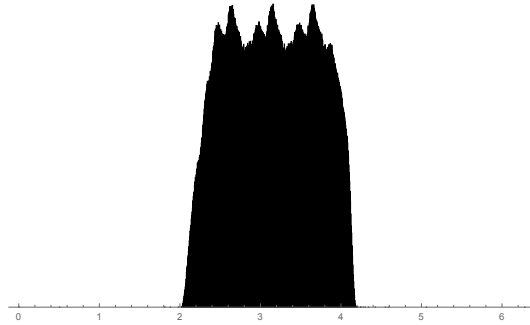


FIGURE 5. Distribution for the initial values  $(a_1, a_2) = (1, 4)$  for  $N = 3.9 \cdot 10^6$ .

The underlying mechanism appears to be independent of the initial values (as long as the sequence is 'chaotic' in the sense of not having periodic consecutive differences). Using  $N = 2.7 \cdot 10^6$  and  $N = 3.9 \cdot 10^6$  elements, respectively, we found that the frequencies for the erratic sequences with  $(a_1, a_2) = (1, 3)$  and  $(a_1, a_2) = (1, 4)$  are given by

$$\alpha_{(1,3)} \sim 2.83349751 \dots \quad \text{and} \quad \alpha_{(1,4)} \sim 0.506013502 \dots$$

and removing that hidden frequency gives rise to the two distributions Fig. 5 and Fig. 6. Another example is given by initial conditions  $(2, 3)$  with  $N = 5.7 \cdot 10^6$  elements,

$$\alpha_{(2,3)} \sim 1.1650128748 \dots$$

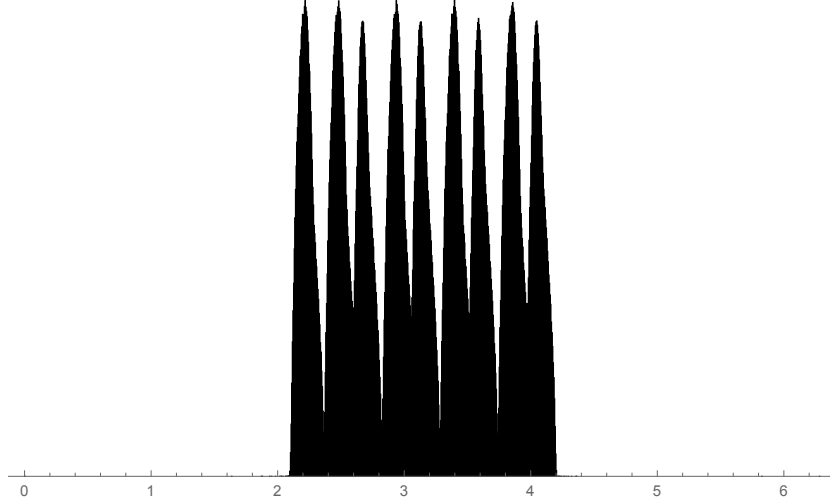


FIGURE 6. Distribution for the initial values  $(2, 3)$  for  $N = 5.7 \cdot 10^6$ .

**2.5. Further computation.** Gibbs has used this phenomenon as a basis for an algorithm [8] that allows a faster computation of Ulam numbers. Jud McCranie informed me that he and Gibbs have independently computed a large number of Ulam numbers (more than 2.4 billion) and verified the existence of the phenomenon up to that order. McCranie gives the bounds

$$2.57144749846 < \alpha = \alpha_{(1,2)} < 2.57144749850.$$

We do not have any natural conjecture for a closed-form expression of  $\alpha$ .

**2.6. Additional remarks.** A classical theorem of Hermann Weyl [28] states that if  $(a_n)_{n=1}^{\infty}$  is a sequence of distinct positive integers, then the set of  $\alpha \in \mathbb{R}$  for which the sequence

$$(\alpha a_n \bmod 2\pi)_{n=1}^{\infty} \text{ is not uniformly distributed}$$

has measure 0. Therefore, for every sequence the set of  $\alpha$  for which an interesting distribution function may appear, forms an exceptional set of measure 0. Conversely, given any absolutely continuous measure  $\mu$  on  $\mathbb{T}$  and a fixed  $\alpha$ , it is very easy to give a probabilistic sequence of integers  $a_n$  such that  $(\alpha a_n \bmod 2\pi)_{n=1}^{\infty}$  is distributed according to  $\mu$  (essentially by 'unwrapping' the torus and adding integers randomly according to the 'unwrapped' measure). Naturally, these sequences are non-deterministic and quite artificial.

**Question.** Are there any other sequences  $(a_n)_{n \in \mathbb{N}}$  of integers appearing 'naturally' with the property that there exists a real  $\alpha > 0$  such that

$$(\alpha a_n \bmod 2\pi)_{n=1}^{\infty} \text{ has an absolutely continuous non-uniform distribution?}$$

We expect this property to be exceedingly rare; moreover, since it is a global phenomenon, it seems necessary that the construction/definition of the sequence somehow incorporates all previous elements. Any sequence that is 'simple' to compute should be unable to create such a pattern.

### 3. OTHER EXAMPLES OF CURIOUS BEHAVIOR

The author, after discovering the Ulam sequence phenomenon, tried a very large number of different sequences arising in combinatorics and number theory in the hope of uncovering a second example. There is a natural case distinction:

- (1)  $\cos(a_1x) + \cos(a_2x) + \cdots + \cos(a_Nx)$  appears random
- (2)  $\cos(a_1x) + \cos(a_2x) + \cdots + \cos(a_Nx)$  has peaks at  $2\pi/k$  for some  $k \in \mathbb{N}$
- (3)  $\cos(a_1x) + \cos(a_2x) + \cdots + \cos(a_Nx)$  exhibits other behavior.

The first type of behavior is generic and observed for most sequences. The second type of behavior merely indicates irregularities in the distribution of the sequence in  $\mathbb{Z} \setminus \mathbb{Z}_k$  and is easily observed in many sequences. We present one known example (based on work of Reznick [22]) and a new irregularity result for 'happy numbers' that does not seem to have been observed before.

The third type seems more complicated and it is not clear what type of phenomena one could encounter. In trying a very large number of examples, we only found the following three examples and they appear to be very different from each other

- a fixed, stationary distribution (Ulam sequence)
- a fixed distribution that weakens as more elements are added (the zeroes of the Riemann  $\zeta$ -function on the critical line, explained by Landau [12], Ford & Zaharescu [6])
- different intensities of randomness (Lagarias' modification of 'primes of measurement')

**3.1. Example 1: Stern diatomic sequence (Dijkstra, Reznick).** We start with an interesting example of a sequence having irregularities in residue classes. The Stern diatomic sequence is defined by  $a_0 = 0$ ,  $a_1 = 1$  and

$$a_n = \begin{cases} a_{n/2} & \text{if } n \text{ is even} \\ a_{\frac{n-1}{2}} + a_{\frac{n+1}{2}} & \text{if } n \text{ is odd.} \end{cases}$$

The sequence has a surprising number of combinatorial properties. Plotting the associated cosine sum easily identifies peaks (of decreasing height) at  $2\pi/3, 2\pi/5, 2\pi/7, \dots$  – it is easy to find the origin of these peaks: elements of the Stern sequence are equally likely to be  $\equiv i \pmod{p}$  as long as  $i \neq 0$  but they are slightly less likely to be divisible by  $p$ . The simplest possible case ( $2|a_n$  if and only if  $3|n$ ) was observed by Dijkstra [2] in 1976, the phenomenon  $\text{mod } p \neq 2$  seems was first discovered and proven by Reznick [22] in 2008. This example is representative: typically, if there are peaks, they are caused by an irregular distribution  $\text{mod } p$ .



FIGURE 7. Distribution for  $N = 10^4$ .

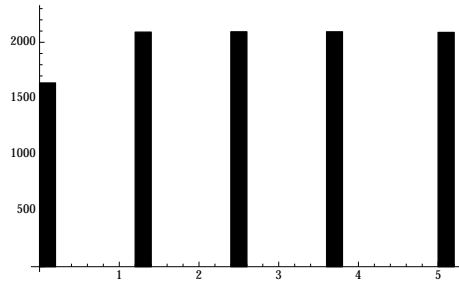


FIGURE 8.  $\alpha a_n \text{ mod } 2\pi$  with  $\alpha = 2\pi/5$ .

**3.2. Example 2: Happy numbers.** Starting with any positive integer  $n \in \mathbb{N}$ , we replace  $n$  by the sum of the squares of its digits. If re-iterating the process eventually yields 1, then we say that  $n$  is 'happy'. The origin of the definition is not clear but Guy [10] and there are many open questions (see [10, Section E34]). As for definitive results, Gilmer [9] proved that no asymptotic density exists and gives bounds on the upper and lower density:  $\underline{d} < 0.114 < 0.185 < \bar{d}$ . Looking at the cosine sum associated to happy numbers immediately reveals peaks corresponding to an irregularity of distribution in residue classes  $\mathbb{Z} \setminus \mathbb{Z}_{3^k}$  with  $(k \geq 2)$ . The following data was compiled

using a list of the first 140.000 happy numbers available at the *Online Encyclopedia of Integer Sequences* [18]. We notice a pronounced irregularity in the distribution of the residue classes  $3^k$  with  $k \geq 2$ . We are not sure about the origin of this discrepancy but it seems very natural to assume it to be related to the elementary fact that

$$n \equiv [\text{sum of digits of } n] \pmod{9}.$$

happy $\equiv \cdot \pmod{n}$	0	1	2	3	4	5	6	7	8
$n = 3$	35668	33252	31080	0	0	0	0	0	0
$n = 9$	12740	12779	9636	15558	8200	13792	7370	12273	7652
$n = 27$	4041	4268	3190	4865	2768	4267	2201	4083	2519

TABLE 1. Distribution of first 100.000 happy numbers in first 9 residue classes  $\mathbb{Z} \setminus \mathbb{Z}_{3^k}$ .

**3.3. Example 3: Zeroes of the Riemann  $\zeta$ -function (Landau, Ford-Zaharescu).** We now discuss an interesting example of a sequence that exhibits a fixed distribution that weakens as more elements are added: the sequence  $t_n$  of imaginary parts of zeroes  $\zeta(1/2 + it_n) = 0$  of the Riemann zeta function on the critical line. The  $\zeta$ -function is defined via

$$\zeta(s) = \sum_{n \geq 1} \frac{1}{n^s} \quad \text{and we are interested in} \quad \zeta\left(\frac{1}{2} + it\right), \quad t \in \mathbb{R}.$$

The first few zeroes ( $t_n$ ) are roughly located at

$$\sim 14.13, 21.02, 25.01, 30.42, 32.93, 37.58, \dots$$

It is well-known that

$$\#\left\{t \in [0, T] : \zeta\left(\frac{1}{2} + it\right) = 0\right\} \sim \frac{T \log T}{2\pi} \quad \text{as } T \rightarrow \infty.$$

This means that the density of zeroes  $t_1 \leq t_2 \leq t_3 \leq \dots$  on the critical line is increasing and their consecutive differences are shrinking like  $1/\log T$ . The distribution of consecutive differences of properly renormalized roots has been intensively studied ever since Montgomery [13] discovered a connection to distributions arising in the Gaussian Unitary Ensemble (GUE). This is of great relevance in light of the Hilbert-Polya question whether the roots correspond to the eigenvalues of a self-adjoint linear operator.



FIGURE 9. Value of the cosine sum on the interval  $0.1 \leq x \leq \pi - 0.1$  using  $10^5$  roots.

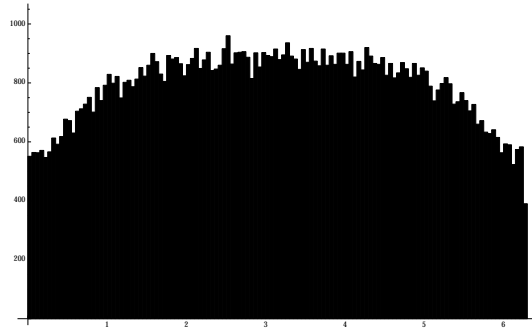


FIGURE 10. The distribution of  $(\log 5)t_n \bmod 2\pi$  for the first  $10^5$  roots.

Computing the cosine sum using the zeroes as frequencies results in a most interesting picture (Fig 9); the spikes are centered at  $\log p^m$  for  $p$  prime and  $m \in \mathbb{N}$ . It is a direct consequence of a classical formula of Landau [12], who proved that

$$\sum_{n=1}^N e^{it_n x} = \begin{cases} -\frac{t_N}{2\pi} \frac{\log p}{\sqrt{\log p^m}} + \mathcal{O}\left(\frac{\log N}{\sqrt{\log p^m}}\right) & \text{if } x = \log p^m \\ \mathcal{O}\left(\frac{\log N}{\sqrt{\log p^m}}\right) & \text{otherwise.} \end{cases}$$

Note that the sum ranges over  $N$  elements and the leading order term for  $x = \log p^m$  is given by  $t_N \sim N/\log N$ . In order for this to happen at least  $N/\log N$  out of the first  $N$  zeroes of the zeta function have to align in a nontrivial way when considered as  $\log(p^m)t_n \bmod 2\pi$  (see Table 1). Since  $N/\log N \ll N$  that alignment weakens as more zeroes are being added. The distribution at scale  $N/\log N$  was found by Ford & Zaharescu [6].

There is a rather short heuristic for this clustering using Euler's product formula

$$\zeta(s) = \sum_{n=1}^{\infty} \frac{1}{n^s} = \prod_p \frac{1}{1 - p^{-s}}.$$

$\zeta(s) = 0$  means that the infinite product converges to 0 (no factors vanishes), which requires the prime numbers to be suitably aligned. The relationship with the observed alignment is due to

$$\left| \frac{1}{1 - p^{-(\frac{1}{2} + it_n)}} \right| \leq 1 \quad \text{if and only if} \quad \frac{\pi}{2} \leq [(\log p)t_n \bmod 2\pi] \leq \frac{3\pi}{2}.$$

$\alpha$	$\log 2$	$\log 3$	$\log 5$	$\log 7$	$\log 8$	$\log 9$	$\log 11$	$e$	$\sqrt{5}$
# points	53258	54392	55123	55336	51883	52572	55398	49992	50086

TABLE 2. Number of elements in  $\{\alpha t_i \bmod 2\pi : 1 \leq i \leq 10^5\}$  that lie in  $[\pi/2, 3\pi/2]$ .

**3.4. Example 4: Lagarias' variant of MacMahon's primes of measurement.** MacMahon's 'primes of measurement', sometimes called segmented numbers, are given by the sequence

$$1, 2, 4, 5, 8, 10, 14, 15, 16, 21, 22, 25, 26, 28, \dots$$

generated by excluding all sums of two or more consecutive elements of the sequence (see Guy's *Unsolved Problems in Number Theory* [10, Section E30]). George Andrews conjectures that

$$a_n \sim \frac{n \log n}{\log \log n}.$$

The sequence is very different from the Ulam sequence but certainly similar in spirit. The cosine sum with these terms does appear to be random, however, we also remark that the publicly available data set [20] we used only contains about 7000 terms and larger compilations may provide more insight. Lagarias [11] proposes excluding only sums of two or three consecutive earlier members (which certainly increases the similarity to the definition of the Ulam sequence), the arising sequence being

$$1, 2, 4, 5, 8, 10, 12, 14, 15, 16, 19, 20, 21, 24, 25, 27, 28, \dots$$

We used a publicly available list of the first 10.000 elements [21]. First of all we note a peak at  $\pi$  corresponding to an uneven distribution in  $\mathbb{Z} \setminus \mathbb{Z}_2$  and indeed it seems that elements of the sequence are more likely to be even than odd (with  $\sim 54.86\%$  of elements being even).

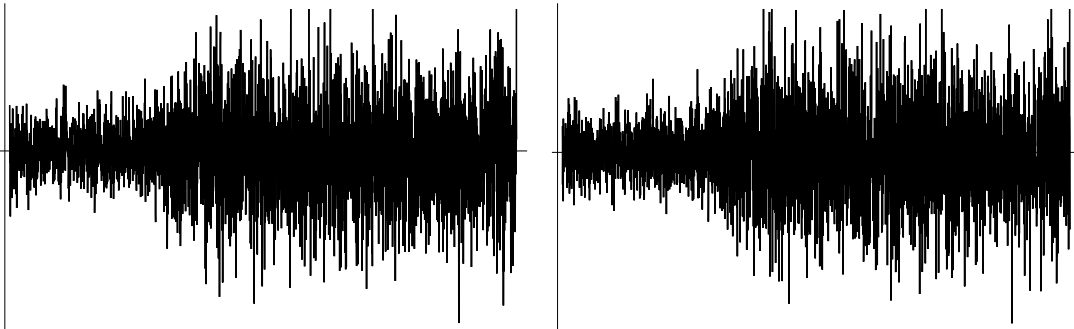


FIGURE 11. Cosine sum on  $[0.03, \pi - 0.03]$  for the first 5.000 and 10.000 elements.

The behavior away from the peak is more interesting: it seems as if

$$\left| \sum_{n=1}^N \cos(a_n x) \right| \leq c\sqrt{N} \quad \text{for } x \text{ away from } 0$$

but that the sum is experiencing smaller levels of fluctuations for small  $x$  and larger levels for large  $x$ . Indeed, there seems to be a transition occurring somewhere around  $x \sim 1$ . The absolute value of the sum seems to be indeed of order  $\sim \sqrt{N}$  and, as a consequence, plotting the distribution of  $\{xa_n \bmod 2\pi\}$  on the torus shows essentially a uniform distribution.

**Acknowledgement.** The result for the Ulam sequence was originally discovered using only the first 10.000 numbers for each set of initial conditions; the precision of the results presented here would not have been possible without the data sets compiled and generously provided by Daniel Strottman for all initial conditions that were discussed. Jud McCranie informed the author of additional data and performed additional tests on them providing a better estimate for  $\alpha_{(1,2)}$ . The computations involving the  $\zeta$ -function were carried out using Oldyko's list [17] of the first 100.000 roots. The author is indebted to Steven Finch for extensive discussions and his encouragement.

## REFERENCES

- [1] J. Cassaigne and S. Finch, A class of 1-additive sequences and quadratic recurrences. *Experiment. Math.* 4 (1995), no. 1, 49-60.
- [2] E. Dijkstra, EWD578 More about the function fusc (A sequel to EWD570) in *Selected Writings on Computing: A Personal Perspective*, Springer-Verlag, 1982, p. 230-232.
- [3] S. Finch, Conjectures about s-additive sequences. *Fibonacci Quart.* 29 (1991), no. 3, 209-214.
- [4] S. Finch, Patterns in 1-additive sequences. *Experiment. Math.* 1 (1992), no. 1, 57-63
- [5] S. Finch, On the regularity of certain 1-additive sequences. *J. Combin. Theory Ser. A* 60 (1992), no. 1, 123-130.
- [6] K. Ford and A. Zaharescu, On the distribution of imaginary parts of zeros of the Riemann zeta function. *J. Reine Angew. Math.* 579 (2005), 145-158.
- [7] V. Gardiner, R. Lazarus and N. Metropolis, On certain sequences of integers defined by sieves. *Math. Mag.* 29 (1956), 117-122.
- [8] P. Gibbs., An Efficient Method for Computing Ulam Numbers, [HTTP://VIXRA.ORG/ABS/1508.0085](http://vixra.org/abs/1508.0085)
- [9] J. Gilmer, On the density of happy numbers. (English summary) *Integers* 13 (2013), Paper No. A48, 25 pp.
- [10] Richard K. Guy, Unsolved problems in number theory. Third edition. Problem Books in Mathematics. Springer-Verlag, New York, 2004.
- [11] J. Lagarias, Problem 17, West Coast Number Theory Conference, Asilomar, 1975.
- [12] E. Landau, ber die Nullstellen der  $\zeta$ -Funktion, *Math. Ann.* 71 (1911), 548-568.
- [13] H. Montgomery, The pair correlation of zeros of the zeta function. *Analytic number theory (Proc. Sympos. Pure Math., Vol. XXIV, St. Louis Univ., St. Louis, Mo., 1972)*, pp. 181-193.
- [14] P. Muller, M. Sc. thesis, University of Buffalo, 1966
- [15] R. Queneau, Sur les suites s-additives. *J. Combinatorial Theory Ser. A* 12 (1972), 31-71.
- [16] B. Recaman, Research Problems: Questions on a Sequence of Ulam. *Amer. Math. Monthly* 80 (1973), 919-920.
- [17] A. Odlyzko, The first 100.000 zeros of the Riemann zeta function, accurate to within  $3 \times 10^{-9}$ , downloaded 2/10/2015.
- [18] The On-Line Encyclopedia of Integer Sequences, OEIS.ORG, 30. Apr 2015, Sequence A002858
- [19] The On-Line Encyclopedia of Integer Sequences, OEIS.ORG, 27. Nov 2015, Sequence A007770
- [20] The On-Line Encyclopedia of Integer Sequences, OEIS.ORG, 27. Nov 2015, Sequence A002048
- [21] The On-Line Encyclopedia of Integer Sequences, OEIS.ORG, 27. Nov 2015, Sequence A005242
- [22] B. Reznick, Regularity properties of the Stern enumeration of the rationals. *J. Integer Seq.* 11 (2008), no. 4, Article 08.4.1, 17 pp.
- [23] K. F. Roth, On certain sets of integers. *J. London Math. Soc.* 28, (1953). 104-109.
- [24] J. Schmerl and E. Spiegel, The regularity of some 1-additive sequences. *J. Combin. Theory Ser. A* 66 (1994), no. 1, 172-175.
- [25] D. Strottman, Some Properties of Ulam Numbers, Los Alamos Technical Report, private communication.
- [26] S. Ulam, Combinatorial analysis in infinite sets and some physical theories. *SIAM Rev.* 6 1964 343-355.
- [27] S. M. Ulam, Problems in modern mathematics. Science Editions John Wiley & Sons, Inc., New York 1964
- [28] H. Weyl, Über die Gleichverteilung von Zahlen modulo Eins. *Math. Ann.* 77, 1916, p. 313-352.
- [29] M. C. Wunderlich, Computers in Number Theory, Proc. of the SRC Atlas Symposium, edited by A.O.L. Atkin and B.J. Birch, Academic Press, 1971.