

Quantum state transfer and controlled-phase gate on one-dimensional superconducting resonators assisted by a quantum bus*

Ming Hua, Ming-Jie Tao, and Fu-Guo Deng[†]

*Department of Physics, Applied Optics Beijing Area Major Laboratory,
Beijing Normal University, Beijing 100875, China*

(Dated: March 6, 2018)

We propose a quantum processor for the scalable quantum computation on microwave photons in distant one-dimensional superconducting resonators. It is composed of a common resonator R acting as a quantum bus and some distant resonators r_j coupled to the bus in different positions assisted by superconducting quantum interferometer devices (SQUID), different from previous processors. R is coupled to one transmon qutrit, and the coupling strengths between r_j and R can be fully tuned by the external flux through the SQUID. To show the processor can be used to achieve universal quantum computation effectively, we present a scheme to complete the high-fidelity quantum state transfer between two distant microwave-photon resonators and another one for the high-fidelity controlled-phase gate on them. By using the technique for catching and releasing the microwave photons from resonators, our processor may play an important role in quantum communication as well.

PACS numbers: 03.67.Lx, 03.67.Bg, 42.50.Pq, 85.25.Dq

I. INTRODUCTION

Quantum computation [1], which can implement the famous Shor's algorithm [2] for integer factorization and Grover/Long algorithm [3, 4] for unsorted database search, has attracted much attention in recent years. There are some interesting systems which have been used to realize quantum computation, such as photons [5, 6], quantum dots [7, 8], nuclear magnetic resonance [9–11], diamond nitrogen-vacancy center [12, 13], and cavity quantum electrodynamics (QED) [1]. Achieving quantum computation, quantum state transfer [14, 15] and universal quantum gates have been studied a lot, especially the two-qubit controlled-phase (c-phase) gate or its equivalent (controlled-not gate) which can be used to construct a universal quantum computation assisted by single-qubit operations [1]. To construct the high-efficiency and high-fidelity quantum state transfer and the c-phase gate on fields or atoms, cavity QED, composed of a two-energy-level atom coupled to a single-mode field, has been studied a lot.

Simulating cavity QED, circuit QED [16–27], composed of a superconducting qubit coupled to a superconducting resonator, plays an important role in quantum computation because of its good ability for the large-scale integration [28–33]. By far, some important tasks of quantum computation based on the superconducting qubits have been realized in experiments. For example, DiCarlo *et al.* demonstrated a c-phase gate on two transmon qubits [34] in 2009, and they prepared and measured the entanglement on three qubits in a superconducting circuit [35] in 2010. In 2012, Lucero *et al.* [36] computed the prime factors with a Josephson phase qubit quantum processor and Reed *et al.* [37] constructed a controlled-controlled phase gate to realize a three-qubit quantum error correction with superconducting circuits. In 2014, Barends *et al.* [38] realized the single-qubit gate and the c-phase gate on adjacent Xmon qubits with high fidelities of 99.94% and 99.4%, respectively.

Interestingly, the quality factor of a one-dimensional (1D) superconducting resonator [39] has been enhanced to 10^6 , which makes the resonator as a good carrier for quantum information processing [40–52]. For instance, Houck *et al.* [53] generated single microwave photons in a circuit in 2007. In 2008, Hofheinz *et al.* [54] generated the Fock states in a superconducting quantum circuit. In 2010, Johnson *et al.* [55] realized the quantum non-demolition detection of single microwave photons in a resonator. In 2011, Wang *et al.* [56] deterministically generated the entanglement of photons in two superconducting microwave resonators and Strauch *et al.* [57] proposed a scheme to prepare the NOON state on two resonators. In 2013, Yang *et al.* [58] presented two schemes for generating the entanglement between microwave photons and qubits. Recently, Hua *et al.* [59] proposed some schemes to construct the universal c-phase and cc-phase gates on resonators.

There have been some theoretic studies on constructing the multi-resonator quantum entanglement and the universal quantum gate on local microwave-photon resonators in a processor composed of some resonators coupled to a superconducting qubit [57–61]. In this paper, we propose a quantum processor for quantum computation on distant

* Published in Sci. Rep. **6**, 22037 (2016)

[†] Corresponding author: fgdeng@bnu.edu.cn

resonators with the tunable coupling engineering [62, 63] between the superconducting resonator and the quantum bus. There is just one superconducting transmon qutrit q in our processor, which is coupled to a common resonator R (acts as a quantum bus). Different from the processors in previous works [57–61], the resonators r_j ($j = 1, 2$) (act as the information carriers) in our processor are coupled to the quantum bus R , not the qutrit, which makes it have the capability of integrating some distant resonators [35] by coupling them to the bus in different positions. In contrast with the resonator-zero-qubit architecture by Galiautdinov *et al.* [31], the resonators in our processor are used for quantum information processing, not the memory elements. It does not require more superconducting qubits. With our processor, we present an effective scheme for the quantum state transfer between r_1 and r_2 with the Fock states $|0\rangle_j$ and $|1\rangle_j$ and another for the c -phase gate on two resonators by using the resonance operations between R and r_j and that between R and q . The fidelities of our quantum state transfer and c -phase gate are 99.97% and 99.66%, respectively. By catching and releasing the microwave photons from resonators [64], our processor maybe play an important role in quantum communication.

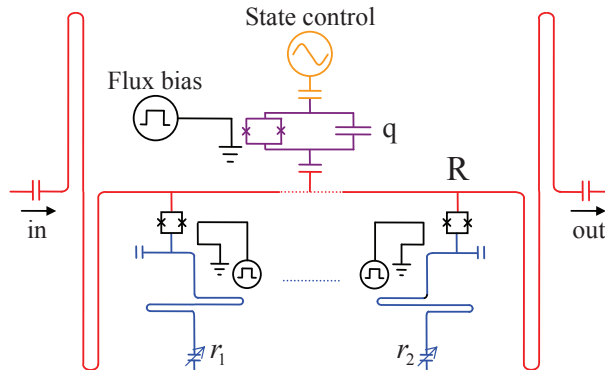


FIG. 1: (Color online) Schematic diagram for the construction of the quantum state transfer between the two microwave-photon resonators r_j ($j = 1, 2$) and the c -phase gate on r_j assisted by a quantum bus (i.e., the common resonator R) which is coupled to only a superconducting transmon qutrit q .

II. RESULTS

A. Quantum processor composed of resonators and a quantum bus

Our quantum processor is composed of some distant high-quality 1D superconducting resonators r_j and a high-quality 1D superconducting resonator R , shown in Fig. 1. The common resonator R acts as a quantum bus for quantum information processing and it is capacitively coupled to a Ξ type three-energy-level superconducting transmon qutrit q whose frequency can be tuned by an external magnetic field. The qutrit is placed at the maximum of the voltage standing wave of R (not be drawn here). The simple superconducting quantum interferometer device (SQUID) with two Josephson junctions inserted between r_j and R serves as the tunable-coupling function between them. The SQUID variables are not independent and introduce no new modes [63]. Here, the SQUIDs are not sensitive to the charge noise and can achieve a full tunability. Besides, the plasma frequencies of SQUIDs should be larger than the frequencies of the resonators. r_j are laid far enough to each other to avoid their direct interaction generated by mutual capacitances and mutual inductive coupling. In the interaction picture, the Hamiltonian of the processor is ($\hbar = 1$, under the rotating-wave approximation)

$$\begin{aligned}
 H = & g_{g,e} \left(a_R \sigma_{g,e}^+ e^{i\Delta_{g,e}t} + a_R^+ \sigma_{g,e}^- e^{-i\Delta_{g,e}t} \right) + g_{e,f} \left(a_R \sigma_{e,f}^+ e^{i\Delta_{e,f}t} + a_R^+ \sigma_{e,f}^- e^{-i\Delta_{e,f}t} \right) \\
 & + \sum_{j=1,2} g_j \left(b_j^+ a_R e^{i\Delta_j t} + b_j a_R^+ e^{-i\Delta_j t} \right).
 \end{aligned} \tag{1}$$

Here, $\Delta_{g,e(e,f)} = \omega_{g,e(e,f)} - \omega_R$ and $\Delta_j = \omega_j - \omega_R$. ω_R and ω_j are the the first mode frequencies of R and r_j , respectively. $\omega_{g,e(e,f)}$ is the frequency of the transmon qutrit q with the transition $|g\rangle \leftrightarrow |e\rangle$ ($|e\rangle \leftrightarrow |f\rangle$) in which $|g\rangle$, $|e\rangle$, and $|f\rangle$ are the ground, the first excited, and the second excited states of the qutrit, respectively. a_R^+ and b_j^+ are the creation operators of R and r_j , respectively. $\sigma_{g,e}^+ = |e\rangle\langle g|$ and $\sigma_{e,f}^+ = |f\rangle\langle e|$ are the creation operators of the two transitions of q , respectively. $g_{g,e}$ and $g_{e,f}$ ($g_{e,f} = \sqrt{2}g_{g,e}$) are the coupling strengths between R and the two

transitions of q , respectively. g_j is the coupling strength between r_j and R , which is contributed by their capacitive and inductive and can be tuned by the external flux through the SQUID [63].

The evolution of our processor can be described by the master equation [65]

$$\begin{aligned} \frac{d\rho}{dt} = & -i[H, \rho] + \kappa_1 D[b_1]\rho + \kappa_2 D[b_2]\rho + \kappa_R D[a]\rho + \gamma_{g,e} D[\sigma_{g,e}^-]\rho + \gamma_{e,f} D[\sigma_{e,f}^-]\rho \\ & + \gamma_{\phi,e} (\sigma_{ee}\rho\sigma_{ee} - \sigma_{ee}\rho/2 - \rho\sigma_{ee}/2) + \gamma_{\phi,f} (\sigma_{ff}\rho\sigma_{ff} - \sigma_{ff}\rho/2 - \rho\sigma_{ff}/2). \end{aligned} \quad (2)$$

Here, the operator $D[L]\rho = (2L\rho L^\dagger - L^\dagger L\rho - \rho L^\dagger L)/2$ ($L = a, b, \sigma_{g,e}^-, \sigma_{e,f}^-$). $\sigma_{ee} = |e\rangle\langle e|$ and $\sigma_{ff} = |f\rangle\langle f|$. κ_1, κ_2 , and κ_R are the decay rates of the resonators r_1, r_2 , and R , respectively. $\gamma_{g,e}$ ($\gamma_{e,f}$) is the energy relaxation rate of the qutrit with the transition $|e\rangle \rightarrow |g\rangle$ ($|f\rangle \rightarrow |e\rangle$). $\gamma_{\phi,e}$ ($\gamma_{\phi,f}$) is the dephasing rate of the level $|e\rangle$ ($|f\rangle$) of the qutrit. To achieve the resonance operations between R and r_j , the transition frequencies of all the resonators are taken equal to each other.

B. Quantum state transfer between r_1 and r_2

Our quantum-state-transfer protocol between r_1 and r_2 can be completed with two resonance operations between the quantum bus R and the resonator r_j . The interaction between R and r_j can be described as

$$H^{R,r_j} = g_j (b_j^\dagger a_R e^{i\Delta_j t} + b_j a_R^\dagger e^{-i\Delta_j t}). \quad (3)$$

In our scheme, the states $|0\rangle_R |0\rangle_j$, $|0\rangle_R |1\rangle_j$, and $|1\rangle_R |0\rangle_j$ are required only. Here, the state $|0\rangle_R |0\rangle_j$ keeps unchanged with the evolution $U^{R,r_j} = e^{-iH^{R,r_j}t}$. $|n_R\rangle_R$ and $|n_r\rangle_j$ are the Fock states of R and r_j , respectively. $n_R = a_R^\dagger a_R$ and $n_r = b_j^\dagger b_j$. For the resonance condition between R and r_j ($\Delta_j = 0$) and if we take the initial state of the subsystem composed of R and r_j to be $|0\rangle_R |1\rangle_j$, the state of the system composed of R and r_j can be expressed as (further details can be found in the method)

$$|\psi(t)\rangle = \cos(g_j t) |0\rangle_R |1\rangle_j - i \sin(g_j t) |1\rangle_R |0\rangle_j. \quad (4)$$

Our scheme for the quantum state transfer between the two resonators r_1 and r_2 can be accomplished with two-step resonance operations described in detail as follows.

Initially, we assume the initial state of the processor is

$$|\psi\rangle_0^{transfer} = (\cos\theta |0\rangle_1 + \sin\theta |1\rangle_1) \otimes |0\rangle_R \otimes |0\rangle_2 \otimes |g\rangle, \quad (5)$$

which means r_1 is in the state $\cos\theta |0\rangle_1 + \sin\theta |1\rangle_1$, R and r_2 are all in the vacuum state, and q is in the ground state. First, tuning the transition frequency of q to detune with R largely and turning off (on) the coupling strength between R and r_2 (r_1) by using the external flux through their SQUIDs, the state of the processor can evolve into

$$|\psi\rangle_1^{transfer} = |0\rangle_1 \otimes (\cos\theta |0\rangle_R - i \sin\theta |1\rangle_R) \otimes |0\rangle_2 \otimes |g\rangle \quad (6)$$

after a time of $g_1 t = \pi/2$.

Second, keeping the frequency of q detune with R largely, turning off g_1 , and turning on g_2 , the state of the processor can evolve from Eq. (6) to

$$|\psi\rangle_2^{transfer} = |0\rangle_1 \otimes |0\rangle_R \otimes (\cos\theta |0\rangle_2 - \sin\theta |1\rangle_2) \otimes |g\rangle \quad (7)$$

within a time of $g_2 t = \pi/2$. Here, we complete the quantum state transfer as

$$|0\rangle_1 \otimes (\cos\theta |0\rangle_R + \sin\theta |1\rangle_R) \otimes |0\rangle_2 \otimes |g\rangle \rightarrow |0\rangle_1 \otimes |0\rangle_R \otimes (\cos\theta |0\rangle_2 - \sin\theta |1\rangle_2) \otimes |g\rangle. \quad (8)$$

If the operation time of the second step is taken as $g_2 t = 3\pi/2$, the final state after the information transfer is

$$|\psi\rangle_3^{transfer} = |0\rangle_1 \otimes |0\rangle_R \otimes (\cos\theta |0\rangle_2 + \sin\theta |1\rangle_2) \otimes |g\rangle. \quad (9)$$

This is just the result of the quantum state transfer between the two resonators r_1 and r_2 from the initial state $|\psi\rangle_0^{transfer}$.

C. Controlled-phase gate on r_1 and r_2

C-phase gate is an important universal two-qubit gate. In the basis of two resonators $|r\rangle_1$ and $|r\rangle_2$ $\{|0\rangle_1|0\rangle_2, |0\rangle_1|1\rangle_2, |1\rangle_1|0\rangle_2, |1\rangle_1|1\rangle_2\}$, a matrix of the gate can be expressed as

$$U_{g,e}^{cp} = \begin{pmatrix} 1 & 0 & 0 & 0 \\ 0 & -1 & 0 & 0 \\ 0 & 0 & 1 & 0 \\ 0 & 0 & 0 & 1 \end{pmatrix}, \quad (10)$$

which means a minus phase should be generated if and only if the two qubits are in the state $|0\rangle_1|1\rangle_2$. In our processor, the c-phase gate on the resonators r_1 and r_2 can be completed with five steps by combining the resonance operations between the quantum bus R and the resonator r_j , and those between R and q with the two transitions $|g\rangle \leftrightarrow |e\rangle$ and $|e\rangle \leftrightarrow |f\rangle$.

By taking the coupling strength between q and R much smaller than the anharmonicity of q ($g_{g,e} \ll \omega_{g,e} - \omega_{e,f}$), the interactions between R and q with the two transitions of $|g\rangle \leftrightarrow |e\rangle$ and $|e\rangle \leftrightarrow |f\rangle$ can be reduced into those of two individual two-energy-level qubits with R , whose Hamiltonians are

$$H_{g,e}^{R,q} = g_{g,e} (a_R \sigma_{g,e}^+ e^{i\Delta_{g,e}t} + a_R^+ \sigma_{g,e}^- e^{-i\Delta_{g,e}t}) \quad (11)$$

and

$$H_{e,f}^{R,q} = g_{e,f} (a_R \sigma_{e,f}^+ e^{i\Delta_{e,f}t} + a_R^+ \sigma_{e,f}^- e^{-i\Delta_{e,f}t}), \quad (12)$$

respectively. In the condition of resonance interactions between R and q with the transitions $|g\rangle \leftrightarrow |e\rangle$ ($\Delta_{g,e} = 0$) and $|e\rangle \leftrightarrow |f\rangle$ ($\Delta_{e,f} = 0$), the time-evolution operation of the system undergoing the Hamiltonians $H_{g,e}^{R,q}$ and $H_{e,f}^{R,q}$ are [66]

$$\begin{aligned} U_{g,e}^{R,q} &= \exp(-iH_{g,e}^{R,q}t) \\ &= \cos(g_{g,e}t\sqrt{a^+a+1})|e\rangle\langle e| + \cos(g_{g,e}t\sqrt{a^+a})|g\rangle\langle g| \\ &\quad - i\frac{\sin(g_{g,e}t\sqrt{a^+a+1})}{\sqrt{a^+a+1}}a|e\rangle\langle g| - ia^+\frac{\sin(g_{g,e}t\sqrt{a^+a+1})}{\sqrt{a^+a+1}}|g\rangle\langle e| \end{aligned} \quad (13)$$

and

$$\begin{aligned} U_{e,f}^{R,q} &= \exp(-iH_{e,f}^{R,q}t) \\ &= \cos(g_{e,f}t\sqrt{a^+a+1})|f\rangle\langle f| + \cos(g_{e,f}t\sqrt{a^+a})|e\rangle\langle e| \\ &\quad - i\frac{\sin(g_{e,f}t\sqrt{a^+a+1})}{\sqrt{a^+a+1}}a|f\rangle\langle e| - ia^+\frac{\sin(g_{e,f}t\sqrt{a^+a+1})}{\sqrt{a^+a+1}}|e\rangle\langle f|, \end{aligned} \quad (14)$$

respectively.

Supposing the initial state of the processor is

$$\begin{aligned} |\psi\rangle_0^{cp} &= \frac{1}{2}(\cos\theta_1|0\rangle_1 + \sin\theta_1|1\rangle_1) \otimes |0\rangle_R \otimes |g\rangle \otimes (\cos\theta_2|0\rangle_2 + \sin\theta_2|1\rangle_2) \\ &= \frac{1}{2}(\alpha_1|0\rangle_1|0\rangle_R|g\rangle|0\rangle_2 + \alpha_2|0\rangle_1|0\rangle_R|g\rangle|1\rangle_2 \\ &\quad + \alpha_3|1\rangle_1|0\rangle_R|g\rangle|0\rangle_2 + \alpha_4|1\rangle_1|0\rangle_R|g\rangle|1\rangle_2). \end{aligned} \quad (15)$$

Here, the amplitudes $\alpha_1 = \cos\theta_1 \cos\theta_2$, $\alpha_2 = \cos\theta_1 \sin\theta_2$, $\alpha_3 = \sin\theta_1 \cos\theta_2$, and $\alpha_4 = \sin\theta_1 \sin\theta_2$. The five steps for the construction of our c-phase gate on r_1 and r_2 can be described in detail as follows.

First, turning on the coupling strength between R and r_1 with $g_1 = g_{g,e}$, and turning off the interaction between R and r_2 , the state of the processor can evolve from $|\psi\rangle_0^{cp}$ to

$$\begin{aligned} |\psi\rangle_1^{cp} &= \frac{1}{2}(\alpha_1|0\rangle_1|0\rangle_R|g\rangle|0\rangle_2 + \alpha_2|0\rangle_1|0\rangle_R|g\rangle|1\rangle_2 \\ &\quad - \alpha_3|0\rangle_1|0\rangle_R|e\rangle|0\rangle_2 - \alpha_4|0\rangle_1|0\rangle_R|e\rangle|1\rangle_2) \end{aligned} \quad (16)$$

with an operation time of $t = \pi/\sqrt{2}g_1$ [67].

Second, tuning the frequency of q to detune with R largely and turning off the coupling between R and r_1 , one can get the state of the processor as

$$\begin{aligned} |\psi\rangle_2^{cp} &= \frac{1}{2}(\alpha_1|0\rangle_1|0\rangle_R|g\rangle|0\rangle_2 - i\alpha_2|0\rangle_1|1\rangle_R|g\rangle|0\rangle_2 \\ &\quad - \alpha_3|0\rangle_1|0\rangle_R|e\rangle|0\rangle_2 + i\alpha_4|0\rangle_1|1\rangle_R|e\rangle|0\rangle_2) \end{aligned} \quad (17)$$

after the time of $g_2t = \pi/2$ when the coupling between R and r_2 is turned on.

Third, resonating R and q with the transition of $|e\rangle \leftrightarrow |f\rangle$ with a time of $g_{e,f}t = \pi$, and keeping R uncoupled to r_1 and r_2 , the state of the the processor becomes

$$\begin{aligned} |\psi\rangle_3^{cp} &= \frac{1}{2}(\alpha_1|0\rangle_1|0\rangle_R|g\rangle|0\rangle_2 - i\alpha_2|0\rangle_1|1\rangle_R|g\rangle|0\rangle_2 \\ &\quad - \alpha_3|0\rangle_1|0\rangle_R|e\rangle|0\rangle_2 - i\alpha_4|0\rangle_1|1\rangle_R|e\rangle|0\rangle_2). \end{aligned} \quad (18)$$

Fourth, repeating the second step, one can get the state of the processor as

$$\begin{aligned} |\psi\rangle_4^{cp} &= \frac{1}{2}(\alpha_1|0\rangle_1|0\rangle_R|g\rangle|0\rangle_2 - \alpha_2|0\rangle_1|0\rangle_R|g\rangle|1\rangle_2 \\ &\quad - \alpha_3|0\rangle_1|0\rangle_R|e\rangle|0\rangle_2 - \alpha_4|0\rangle_1|0\rangle_R|e\rangle|1\rangle_2). \end{aligned} \quad (19)$$

Fifth, repeating the first step, we can get the state

$$\begin{aligned} |\psi\rangle_f^{cp} &= \frac{1}{2}(\alpha_1|0\rangle_1|0\rangle_R|g\rangle|0\rangle_2 - \alpha_2|0\rangle_1|0\rangle_R|g\rangle|1\rangle_2 \\ &\quad + \alpha_3|1\rangle_1|0\rangle_R|g\rangle|0\rangle_2 + \alpha_4|1\rangle_1|0\rangle_R|g\rangle|1\rangle_2). \end{aligned} \quad (20)$$

This is just the result of our c-phase gate on r_1 and r_2 with the initial state $|\psi\rangle_0^{cp}$.

III. POSSIBLE EXPERIMENTAL IMPLEMENTATION

Resonance operation between a superconducting qubit and a 1D superconducting resonator has been used to achieve some basic tasks in quantum information processing, such as generating Fock states in a superconducting quantum circuit [54], realizing the NOON state entanglement on two superconducting microwave resonators [56], constructing the resonant quantum gates on charge qubits in circuit QED [68] or on resonators [59], and completing a fast scheme to generate NOON state entanglement on two resonators [69]. To get a high-fidelity resonant operation between the qubit and the resonator, the magnetic flux with fast tunability is required.

To show the performance of our schemes for quantum state transfer and the c-phase gate, we simulate their fidelities by using the whole Hamiltonian in each step. In our simulations, the parameters are chosen as: $g_1/(2\pi)$ and $g_2/(2\pi)$ can be tuned from 0 MHz to 50 MHz, $\omega_R/(2\pi) = 6.65$ GHz [63], $\delta = \omega_{g,e}/(2\pi) - \omega_{e,f}/(2\pi) = 0.72$ GHz [70], $g_{g,e}/(2\pi) = g_{e,f}/(2\sqrt{2}\pi) = 13$ MHz, $\kappa_1^{-1} = \kappa_2^{-1} = \kappa_R^{-1} \equiv \kappa^{-1} = 50$ μ s, and $\gamma_{g,e}^{-1} = \frac{1}{2}\gamma_{e,f}^{-1} = \gamma_{\phi,e}^{-1} = \gamma_{\phi,f}^{-1} \equiv \Gamma^{-1} = 50$ μ s. The transition frequency of a transmon qutrit can be tune with a range of about 2.5 GHz [71], which is enough for us to make it detune with R largely. The maximal values of $g_1/(2\pi)$ and $g_2/(2\pi)$ taken by us are 50 MHz as the rotation-wave approximation can work well when the coupling strength is much smaller than the frequency of R and a theoretic predict of the coupling strength between two superconducting resonators can reach 1.2 GHz [63].

The process for the generation of the initial states of $|\psi\rangle_0^{transfer}$ and $|\psi\rangle_0^{cp}$ are not included in our simulations. To prepare the initial states, one should perform a proper single-qubit operation on q and send the information from q to r_j by using the resonance operation, the same as the one in the first step for the construction of our c-phase gate. Here, the interactions which do not attend the resonance operation should be turned off. The single-qubit operation on a superconducting qubit has been realized in experiment with a quantum error smaller than 0.0006 [38], which has little influence on our schemes. By taking the energy relaxation rate of the qutrit, the decay rates of resonators, and $g_{g,e}$ and g_j into account, the generation of the initial states just increases a little error value of the fidelities of the quantum state transfer and the c-phase gate.

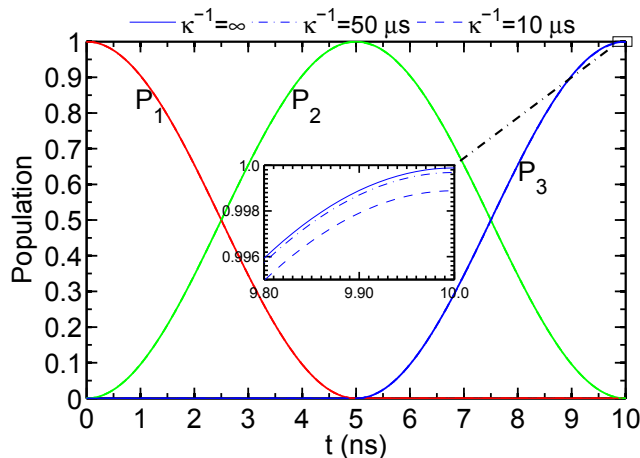


FIG. 2: (Color online) The populations of a microwave photon in r_1 , R , and r_2 . P_1 , P_2 , and P_3 with the red, green, and blue solid lines represent the populations of the microwave photon in r_1 , R , and r_2 , respectively. The inset shows the populations varying with the decay rates of the resonators, in which the solid, the dot dash, and the dotted lines represent those with the decay rates of the resonators $\kappa^{-1} = \infty \mu\text{s}$, $\kappa^{-1} = 50 \mu\text{s}$, and $\kappa^{-1} = 10 \mu\text{s}$, respectively.

A. Fidelity for our quantum state transfer

We numerically simulate the populations (vary with the operation time) of a microwave photon in r_1 , R , and r_2 , shown in Fig. 2. The definition of the population is

$$P_m = \langle \psi_m | \rho(t) | \psi_m \rangle. \quad (21)$$

Here $m = 1, 2, 3$. $|\psi_1\rangle = |1\rangle_1 |0\rangle_R |g\rangle_2$, $|\psi_2\rangle = |0\rangle_1 |1\rangle_R |g\rangle_2$, and $|\psi_3\rangle = |0\rangle_1 |0\rangle_R |g\rangle_2$. $\rho(t)$ is the realistic density operator of the processor for the quantum state transfer from the initial state $|1\rangle_1 |0\rangle_R |g\rangle_2$. The parameters taken in the first step in our scheme are: $\omega_{g,e}/(2\pi) = 5 \text{ GHz}$, $g_1/(2\pi) = 50 \text{ MHz}$, $g_2/(2\pi) = 0 \text{ MHz}$. In the second step, the parameters are: $g_1/(2\pi) = 0 \text{ MHz}$, $g_2/(2\pi) = 50 \text{ MHz}$, and the other parameters are the same as the ones in the first step.

From the numerical simulation, the quantum state transfer between r_1 and r_2 with $\theta = \frac{\pi}{4}$ can reach a fidelity of 99.97% within 10 ns by using the definition of the fidelity as $F = \langle \Psi | \rho(t) | \Psi \rangle$ ($|\Psi\rangle = |\psi\rangle_2^{transfer}$) with the initial state $|\psi\rangle_0^{transfer}$. In the inset in Fig. 2, we give the three conditions of the populations with different decay rates of r_1 , r_2 , and R .

B. Fidelity for our c-phase gate

We calculate the fidelity of our c-phase gate by using the average-gate-fidelity definition [72, 73]

$$F = \left(\frac{1}{2\pi} \right)^2 \int_0^{2\pi} \int_0^{2\pi} \langle \Psi_{ideal} | \rho(t) | \Psi_{ideal} \rangle d\theta_1 d\theta_2. \quad (22)$$

Here, $|\Psi_{ideal}\rangle$ is the final state ($|\psi\rangle_f^{cp}$) of the processor by using the ideal c-phase gate operation on the initial state $|\psi\rangle_0^{cp}$. $\rho(t)$ is the realistic density operator after our c-phase gate operation on the initial state with the Hamiltonian H . The fidelity of our c-phase gate reaches 99.66% within 91.5 ns by using the parameters taken in each step as shown in Table 1. Here, if we take $\theta_1 = \theta_2 = \pi/4$ in Eq. (15) as an example, the density operators of $|\psi\rangle_0^{cp}$ and the real final state are shown in Fig. 3 (a) and (b), respectively.

Actually, the fidelity of our c-phase gate is influenced by the decay rates κ of the resonators, the energy relaxation rate Γ of q , and the anharmonicity δ of q , shown in Fig. 4. In Fig. 4(a), we show the fidelity of the gate varying with the decay rates and the energy relaxation rate of the resonators and q ($\kappa = \Gamma$). The fidelity of the gate is numerically simulated by using different optimal parameters corresponding to different Γ (keeping $\delta = 0.72 \text{ GHz}$ unchanged) as the competition between the operation time (leads to the error from the coherence time of the qutrit) and the coupling

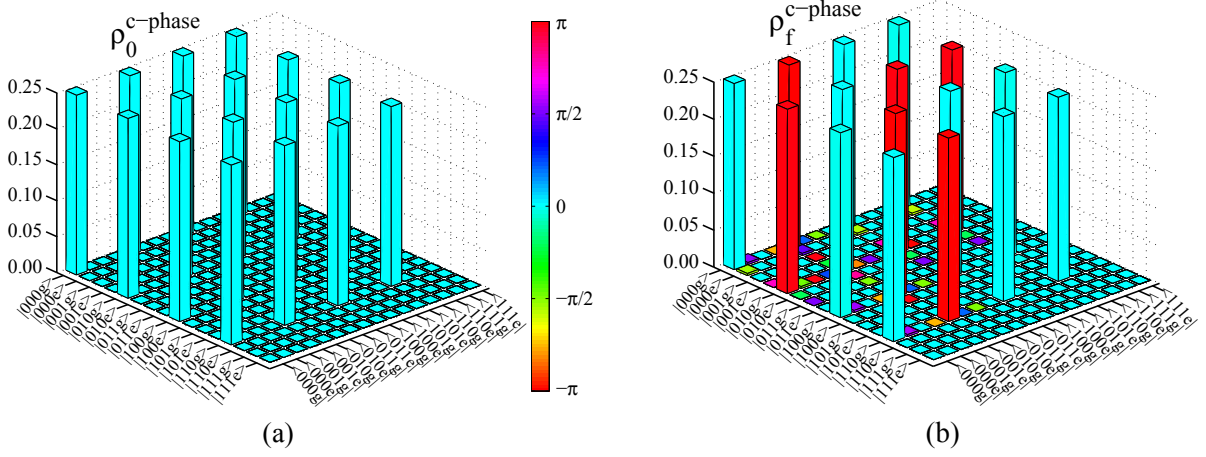


FIG. 3: (Color online) (a) The density operator ρ_0 of the initial state $|\psi\rangle_0^{cp}$ of our processor. (b) The realistic density operator $\rho_f^{c\text{-phase}}$ of the final state $|\psi_f\rangle$ after our c -phase gate operation is performed on the two microwave-photon resonators. The color bar indicates the phase information of the density matrix elements.

TABLE I: Parameters for the construction of the c -phase gate on r_1 and r_2 .

Step	$g_1/(2\pi)$ (MHz)	$g_2/(2\pi)$ (MHz)	$\omega_{g,e}/(2\pi)$ (GHz)
i	13	0	6.65
ii	0	50	5
iii	0	0	7.37
iv	0	50	5
v	13	0	6.65

strength between the qutrit and the bus R (leads to the error from the anharmonicity of the qutrit). Here, in order to choose $\Gamma^{-1} = 10, 20, 30, 40,$ and $50 \mu\text{s}$, we take $g_{g,e}/(2\pi) = g_{e,f}/(2\sqrt{2}\pi) = 22, 19, 13, 13,$ and 13 MHz, respectively. The corresponding operation times are $t = 58.1, 65.8, 91.5, 91.5,$ and 91.5 ns, respectively. By using $\kappa = \omega_r/Q$ (ω_r is the frequency of the resonator) [16], $\kappa^{-1} = 10 \mu\text{s}$ corresponds to a quality factor $Q \sim 4.2 \times 10^5$ of the resonators. In Fig. 4(b), the anharmonicity of the qutrit influences the fidelity with a small value as the coupling strength $g_{g,e}$ is much smaller than δ , which means that the transmon qutrit in our processor does not require a large anharmonicity.

Actually, the fidelity of our c -phase gate is influenced by the decay rates κ of the resonators, the anharmonicity δ of q , and the energy relaxation rate Γ of q , shown in Fig.4. Here, the anharmonicity of the qutrit influences the fidelity with a small value as the coupling strength $g_{g,e}$ is much smaller than δ , shown in Fig.4(b), which means that the transmon qutrit in our processor does not require a large anharmonicity.

TABLE II: Parameters for the construction of the c -phase gate on r_1 and r_2 .

Step	$g_1/(2\pi)$ (MHz)	$g_2/(2\pi)$ (MHz)	$\omega_{g,e}/(2\pi)$ (GHz)
i	50	0	5
ii	0	0	6.65
iii	0	50	5
iv	0	0	7.37
v	0	50	5
vi	0	0	6.65
vii	50	0	5

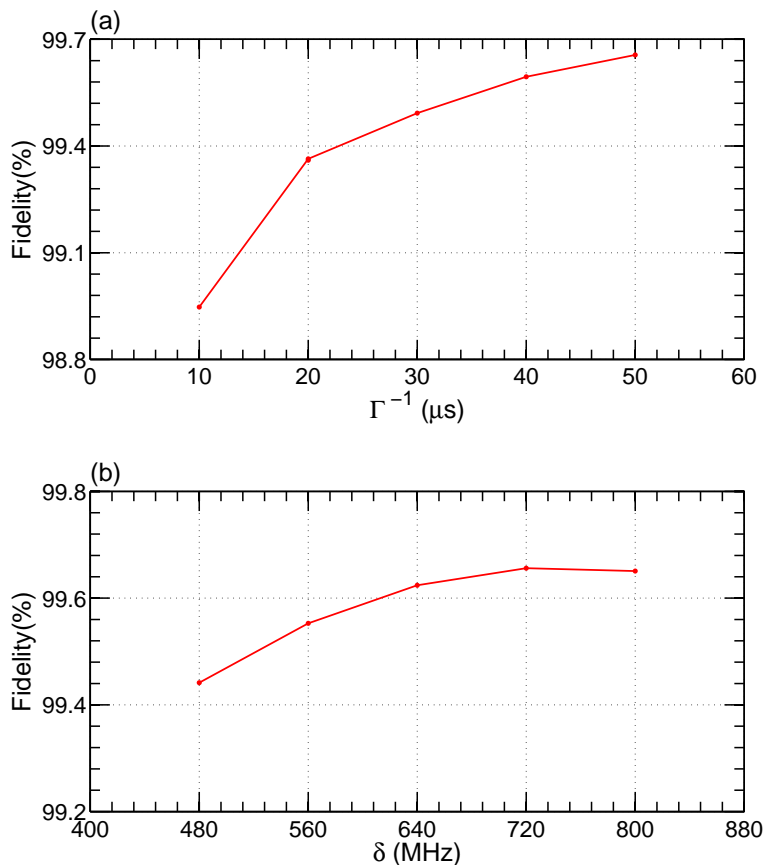


FIG. 4: (Color online) The fidelity of our c-phase gate on the two microwave-photon resonators r_1 and r_2 which varies with the parameters $\kappa^{-1} = \Gamma^{-1}$ (a) and δ (b), respectively.

IV. CONCLUSION

To show our processor can be used for an effective quantum computation based on resonators, we have given the scheme to achieve the quantum state transfer between two resonators and the one for the c-phase gate on them. These two schemes are just based on the Fock states $|0\rangle_j$ and $|1\rangle_j$ of the resonators r_j . The fidelities of our quantum state transfer and c-phase gate reach 99.97% and 99.66% within 10 ns and 91.5 ns, respectively. In our processor, a single-qubit operation on the resonator r_j can be achieved with the following steps: 1), one should transfer the information from r_j to the qutrit with the resonance operation between them. 2), one can take the single-qubit gate on the qutrit. 3), one should transfer the information from the qutrit to r_j . It is worth noticing that there are two steps with resonance operations in our scheme for the single-qubit operation on a microwave-photon resonator. Each resonance operation can generate a $-$ phase for the state $|1\rangle_j$ of the resonator r_j or the state $|e\rangle$ of the qutrit. The two steps with resonance operations can just eliminate this unwanted phase generated by each resonance operation as $(-1)^2 = 1$. So, the single-qubit operation on the qutrit is convenient without considering the additional phase generated by the resonance operations. To readout the information of the photon states in r_j , one can also transfer the information of the photon from r_j (based on the Fock states $|0\rangle_j$ and $|1\rangle_j$) to the qutrit (based on the states $|g\rangle$ and $|e\rangle$) and then readout the state of the qutrit. To achieve the quantum non-demolition detection on the resonator r_j , one can use a low-quality resonator coupled to the qutrit q to detect the information in the quantum bus R [55] which comes from r_j . By using the resonators which can catch and release the microwave photons [64], our processor maybe play an important role in quantum communication.

In summary, we have proposed a quantum processor composed of some 1D superconducting resonators r_j (quantum information carriers) which are coupled to a common 1D superconducting resonator R (the quantum bus), not the superconducting transmon qutrit, which makes it have the capability of integrating some distant resonators for quantum information processing on microwave photons assisted by circuit QED. With this processor, we have presented a scheme for the high-fidelity state transfer between two resonators. Also, we have given a scheme for the

c-phase gate on two resonators with the resonance operations. With feasible parameters in experiment, the fidelities of our two schemes are 99.97% and 99.66%, respectively. Maybe this processor can play an important role in quantum communication in future.

V. METHODS

Interaction between a resonator and a qubit. In the interaction picture, the Hamiltonian of a system composed of a two-energy-level qubit coupled to a resonator (Q-R system) can be written as (under the rotating-wave approximation):

$$H_I = g (\sigma^+ a e^{i\Delta t} + \sigma^- a^\dagger e^{-i\Delta t}). \quad (23)$$

Here, g is the coupling strength between the qubit and the resonator. $\sigma^+ = |e\rangle\langle g|$ and a^\dagger are the create operators of the qubit and the resonator, respectively. $\Delta = \omega_q - \omega_r$. ω_q (ω_r) is the transition frequency of the qubit (resonator).

The state ($|\psi\rangle$) of the Q-R system can be solved with the equation of motion

$$i \frac{\partial |\psi(t)\rangle}{\partial t} = H_I |\psi(t)\rangle, \quad (24)$$

in which $|\psi(t)\rangle$ is a linear combination of the states $|e\rangle|n\rangle_r$ and $|g\rangle|n\rangle_r$, that is,

$$|\psi(t)\rangle = \sum_n [c_{e,n}(t)|e\rangle|n\rangle_r + c_{g,n}(t)|g\rangle|n\rangle_r]. \quad (25)$$

Here, $c_{e,n}(t)$ and $c_{g,n}(t)$ are the slowly varying probability amplitudes. $|n\rangle_r$ is the Fock state of the resonator. Because the only transitions between $|e\rangle|n\rangle_r$ and $|g\rangle|n+1\rangle_r$ can be caused by the Hamiltonian H_I , we just need to consider the evolutions of $c_{e,n}(t)$ and $c_{g,n+1}(t)$.

By combining Eqs.(24) and (25), one can get

$$\begin{aligned} \frac{\partial c_{e,n}}{\partial t} &= -ig_j c_{g,n+1} e^{i\Delta t}, \\ \frac{\partial c_{g,n+1}}{\partial t} &= -ig_j c_{e,n} e^{-i\Delta t}. \end{aligned} \quad (26)$$

A general solution for these amplitudes is

$$\begin{aligned} c_{e,n}(t) &= \left\{ c_{e,n}(0) \left[\cos\left(\frac{\Omega t}{2}\right) - \frac{i\Delta}{\Omega} \sin\left(\frac{\Omega t}{2}\right) \right] - \frac{2ig}{\Omega} c_{g,n+1}(0) \sin\left(\frac{\Omega t}{2}\right) \right\} e^{i\Delta t/2}, \\ c_{g,n+1}(t) &= \left\{ c_{g,n+1}(0) \left[\cos\left(\frac{\Omega t}{2}\right) + \frac{i\Delta}{\Omega} \sin\left(\frac{\Omega t}{2}\right) \right] - \frac{2ig}{\Omega} c_{e,n}(0) \sin\left(\frac{\Omega t}{2}\right) \right\} e^{-i\Delta t/2}. \end{aligned} \quad (27)$$

Here $\Omega^2 = 4g^2(n+1) + \Delta^2$.

ACKNOWLEDGMENTS

The simulations were coded in PYTHON using the QUTIP library. This work is supported by the China Postdoctoral Science Foundation under Grant No. 2015M581061, the National Natural Science Foundation of China under Grants No. 11474026, and the Fundamental Research Funds for the Central Universities under Grant No. 2015KJJCA01.

Author contributions

M.H. and M.J. completed the calculation and prepared the figures. M.H. and F.G. wrote the main manuscript text. F.G. supervised the whole project. All authors reviewed the manuscript.

[1] Nielsen, M. A. & Chuang, I. L. Quantum Computation and Quantum Information (Cambridge University, Cambridge, 2000).

- [2] Shor, P., W. Polynomial-time algorithms for prime factorization and discrete logarithms on a quantum computer. *SIAM J. Sci. Statist. Comput.* **26**, 1484 (1997).
- [3] Grover, L. K. Quantum mechanics helps in searching for a needle in a haystack. *Phys. Rev. Lett.* **79**, 325 (1997).
- [4] Long, G. L. Grover algorithm with zero theoretical failure rate. *Phys. Rev. A* **64**, 022307 (2001).
- [5] Knill, E., Laflamme, R. & Milburn, G. J. A scheme for efficient quantum computation with linear optics. *Nature* **409**, 46 (2001).
- [6] Ren, B. C. & Deng, F. G. Hyper-parallel photonic quantum computation with coupled quantum dots. *Sci. Rep.* **4**, 4623 (2014).
- [7] Hu, C. Y. *et al.* Giant optical Faraday rotation induced by a single-electron spin in a quantum dot: Applications to entangling remote spins via a single photon. *Phys. Rev. B* **78**, 085307 (2008).
- [8] Wei, H. R. & Deng, F. G. Scalable quantum computing based on stationary spin qubits in coupled quantum dots inside double-sided optical microcavities. *Sci. Rep.* **4**, 7551 (2014).
- [9] Jones, J. A., Mosca, M. & Hansen, R. H. Implementation of a quantum search algorithm on a quantum computer. *Nature* **393**, 344 (1998).
- [10] Long, G. L. & Xiao, L. Experimental realization of a fetching algorithm in a 7-qubit NMR spin Liouville space computer. *J. Chem. Phys.* **119**, 8473 (2003).
- [11] Feng, G. R., Xu, G. F. & Long, G. L. Experimental realization of nonadiabatic holonomic quantum computation. *Phys. Rev. Lett.* **110**, 190501 (2013).
- [12] Togan, E. *et al.* Quantum entanglement between an optical photon and a solid-state spin qubit. *Nature* **466**, 730 (2010).
- [13] Neumann, P. *et al.* Quantum register based on coupled electron spins in a room-temperature solid. *Nat. Phys.* **6**, 249 (2010).
- [14] Sillanpää, M. A., Park, J. I. & Simmonds, R. W. Coherent quantum state storage and transfer between two phase qubits via a resonant cavity. *Nature* **449**, 438 (2007).
- [15] Majer, J. *et al.* Coupling superconducting qubits via a cavity bus. *Nature* **449**, 443 (2007).
- [16] Blais, A. *et al.* Cavity quantum electrodynamics for superconducting electrical circuits: An architecture for quantum computation. *Phys. Rev. A* **69**, 062320 (2004).
- [17] Wallraff, A. *et al.* Strong coupling of a single photon to a superconducting qubit using circuit quantum electrodynamics. *Nature* **431**, 162 (2004).
- [18] Hu, Y. & Tian, L. Deterministic generation of entangled photons in superconducting resonator arrays. *Phys. Rev. Lett.* **106**, 257002 (2011).
- [19] Miranowicz, A. *et al.* Two-photon and three-photon blockades in driven nonlinear systems. *Phys. Rev. A* **87**, 023809 (2013).
- [20] Leghtas, Z. *et al.* Stabilizing a Bell state of two superconducting qubits by dissipation engineering. *Phys. Rev. A* **88**, 023849 (2013).
- [21] Xue, Z. Y., Zhou, J. & Wang, Z. D. Universal holonomic quantum gates in decoherence-free subspace on superconducting circuits. *Phys. Rev. A* **92**, 022320 (2015).
- [22] Sun, L. *et al.* Tracking photon jumps with repeated quantum non-demolition parity measurements. *Nature* **511**, 444 (2014).
- [23] Rebić, S., Twamley, J. & Milburn, G. J. Giant Kerr Nonlinearities in Circuit Quantum Electrodynamics. *Phys. Rev. Lett.* **103**, 150503 (2009).
- [24] Hu, Y. *et al.* Cross-Kerr-effect induced by coupled Josephson qubits in circuit quantum electrodynamics. *Phys. Rev. A* **84**, 012329 (2011).
- [25] Du, L. H. Integrated photonic qubit quantum computing on a superconducting chip. *New J. Phys.* **12**, 063015 (2010).
- [26] Yang, C. P., Chu, S. I. & Han, S. Y. Possible realization of entanglement, logical gates, and quantum-information transfer with superconducting-quantum-interference-device qubits in cavity QED. *Phys. Rev. A* **67**, 042311 (2003).
- [27] Yang, C. P., Chu, S. I. & Han, S. Y. Quantum Information Transfer and Entanglement with SQUID Qubits in Cavity QED: A Dark-State Scheme with Tolerance for Nonuniform Device Parameter. *Phys. Rev. Lett.* **92**, 117902 (2004).
- [28] Chow, J. M. *et al.* Detecting highly entangled states with a joint qubit readout. *Phys. Rev. A* **81**, 062325 (2010).
- [29] Cao, Y., Huo, W. Y., Ai, Q. & Long, G. L. Theory of degenerate three-wave mixing using circuit QED in solid-state circuits. *Phys. Rev. A* **84**, 053846 (2011).
- [30] You, J. Q. & Nori, F. Atomic physics and quantum optics using superconducting circuits. *Nature* **474**, 589 (2011).
- [31] Galiutdinov, A., Korotkov, A. N. & Martinis, J. M. Resonator-zero-qubit architecture for superconducting qubits. *Phys. Rev. A* **85**, 042321 (2012).
- [32] Kelly, J. *et al.* State preservation by repetitive error detection in a superconducting quantum circuit. *Nature* **519**, 66 (2015).
- [33] Hua, M., Tao, M. J., Deng, F. G. & Long, G. L. One-step resonant controlled phase gate on distant transmon qutrits in different 1D superconducting resonators. *Sci. Rep.* **5**, 14541 (2015).
- [34] DiCarlo, L. *et al.* Demonstration of two-qubit algorithms with a superconducting quantum processor. *Nature* **460**, 240 (2009).
- [35] DiCarlo, L. *et al.* Preparation and measurement of three-qubit entanglement in a superconducting circuit. *Nature* **467**, 574 (2010).
- [36] Lucero, E. *et al.* Computing prime factors with a Josephson phase qubit quantum processor. *Nat. Phys.* **8**, 719 (2012).
- [37] Reed, M. D. *et al.* Realization of three-qubit quantum error correction with superconducting circuits. *Nature* **482**, 382 (2012).
- [38] Barends, R. *et al.* Superconducting quantum circuits at the surface code threshold for fault tolerance. *Nature* **508**, 500 (2014).

- [39] Megrant, A. *et al.* Planar superconducting resonators with internal quality factors above one million. *Appl. Phys. Lett.* **100**, 113510 (2012).
- [40] Sandberg, M. *et al.* Tuning the field in a microwave resonator faster than the photon lifetime. *Appl. Phys. Lett.* **92**, 203501 (2008).
- [41] Merkel, S. T. & Wilhelm, F. K. Generation and detection of NOON states in superconducting circuits. *New J. Phys.* **12**, 093036 (2010).
- [42] Liao, J. Q. *et al.* Controlling the transport of single photons by tuning the frequency of either one or two cavities in an array of coupled cavities. *Phys. Rev. A* **81**, 042304 (2010).
- [43] Strauch, F. W. Quantum logic gates for superconducting resonator qubits. *Phys. Rev. A* **84**, 052313 (2011).
- [44] Eichler, C. *et al.* Observation of two-mode squeezing in the microwave frequency domain. *Phys. Rev. Lett.* **107**, 113601 (2011).
- [45] Strauch, F. W., Onyango, D., Jacobs, K. & Simmonds, R. W. Entangled-state synthesis for superconducting resonators. *Phys. Rev. A* **85**, 022335 (2012).
- [46] Li, P. B., Gao, S. Y. & Li, F. L. Engineering two-mode entangled states between two superconducting resonators by dissipation. *Phys. Rev. A* **86**, 012318 (2012).
- [47] Chen, G. Y., Liu, M. H., & Chen, Y. N. Scattering of microwave photons in superconducting transmission-line resonators coupled to charge qubits. *Phys. Rev. A* **89**, 053802 (2014).
- [48] Liu, Y. X. *et al.* Controllable microwave three-wave mixing via a single three-level superconducting quantum circuit. *Sci. Rep.* **4**, 7289 (2014).
- [49] Wang, Y. P. *et al.* Realizing and characterizing chiral photon flow in a circuit quantum electrodynamics necklace. *Sci. Rep.* **5**, 8352 (2015).
- [50] Hua, M., Tao, M. J. & Deng, F. G. Efficient generation of NOON states on two microwave-photon resonators. *Chin. Sci. Bull* **59**, 2829 (2014).
- [51] Hua, M., Tao, M. J. & Deng, F. G. Universal quantum gates on microwave photons assisted by circuit quantum electrodynamics. *Phys. Rev. A* **90**, 012328 (2014).
- [52] Johansson, J. R., Johansson, G. & Nori, F. Optomechanical-like coupling between superconducting resonators. *Phys. Rev. A* **90**, 053833 (2014).
- [53] Houck, A. A. *et al.* Generating single microwave photons in a circuit. *Nature* **449**, 328 (2007).
- [54] Hofheinz, M. *et al.* Generation of Fock states in a superconducting quantum circuit. *Nature* **454**, 310 (2008).
- [55] Johnson, B. R. *et al.* Quantum non-demolition detection of single microwave photons in a circuit. *Nat. Phys.* **6**, 663 (2010).
- [56] Wang, H. *et al.* Deterministic entanglement of photons in two superconducting microwave resonators. *Phys. Rev. Lett.* **106**, 060401 (2011).
- [57] Strauch, F. W., Jacobs, K. & Simmonds, R. W. Arbitrary control of entanglement between two superconducting resonators. *Phys. Rev. Lett.* **105**, 050501 (2010).
- [58] Yang, C. P., Su, Q. P., Zheng, S. B. & Han, S. Y. Generating entanglement between microwave photons and qubits in multiple cavities coupled by a superconducting qutrit. *Phys. Rev. A* **87**, 022320 (2013).
- [59] Hua, M., Tao, M. J. & Deng, F. G. Fast universal quantum gates on microwave photons with all-resonance operations in circuit QED. *Sci. Rep.* **5**, 9274 (2015).
- [60] Strauch, F. W. All-resonant control of superconducting resonators. *Phys. Rev. Lett.* **109**, 210501 (2012).
- [61] Wu, C. W. *et al.* Scalable one-way quantum computer using on-chip resonator qubits. *Phys. Rev. A* **85**, 042301 (2012).
- [62] Tsomokos, D. I., Ashhab, S. & Nori, F. Using superconducting qubit circuits to engineer exotic lattice systems. *Phys. Rev. A* **82**, 052311 (2010).
- [63] Peropadre, B. *et al.* Tunable coupling engineering between superconducting resonators: From sidebands to effective gauge fields. *Phys. Rev. B* **87**, 134504 (2013).
- [64] Yin, Y. *et al.* Catch and release of microwave photon states. *Phys. Rev. Lett.* **110**, 107001 (2013).
- [65] Blais, A. *et al.* Quantum-information processing with circuit quantum electrodynamics. *Phys. Rev. A* **75**, 032329 (2007).
- [66] Scully, M. O. & Zubairy, M. S. *Quantum Optics* (Cambridge University, Cambridge, 1997).
- [67] Tao, M. J., Hua, M., Ai, Q. & Deng, F. G. Quantum-information processing on nitrogen-vacancy ensembles with the local resonance assisted by circuit QED. *Phys. Rev. A* **91**, 062325 (2015).
- [68] Haack, G. *et al.* Resonant quantum gates in circuit quantum electrodynamics. *Phys. Rev. B* **82**, 024514 (2010).
- [69] Su, Q. P., Yang, C. P. & Zheng, S. B. Fast and simple scheme for generating NOON states of photons in circuit QED. *Sci. Rep.* **4**, 3898 (2014).
- [70] Hoi, I. C. *et al.* Demonstration of a single-photon router in the microwave regime. *Phys. Rev. Lett.* **107**, 073601 (2011).
- [71] Schreier, J. A. *et al.* Suppressing charge noise decoherence in superconducting charge qubits. *Phys. Rev. B* **77**, 180502(R) (2008).
- [72] Yin, Z. Q. & Li, F. L. Multiatom and resonant interaction scheme for quantum state transfer and logical gates between two remote cavities via an optical fiber. *Phys. Rev. A* **75**, 012324 (2007).
- [73] Johansson, J., Nation, P. & Nori, F. QuTiP: An open-source Python framework for the dynamics of open quantum systems. *Comput. Phys. Commun.* **183**, 1760 (2012).