
Learning from narrated instruction videos

Jean-Baptiste Alayrac*[†]
ENS

Piotr Bojanowski*
Inria

Nishant Agrawal*
IIIT Hyderabad

Josef Sivic*
Inria

Ivan Laptev*
Inria

Simon Lacoste-Julien[†]
Inria

Abstract

We address the problem of automatically learning the main steps to complete a certain task, such as changing a car tire, from a set of narrated instruction videos. The contributions of this paper are three-fold. First, we develop a joint model for video and natural language narration that takes advantage of the complementary nature of the two signals. Second, we collect an annotated dataset of 57 Internet instruction videos containing more than 350,000 frames for two tasks (changing car tire and CardioPulmonary Resuscitation). Third, we experimentally demonstrate that the proposed model automatically discovers, in an *unsupervised manner*, the main steps to achieve each task and locate them within the input videos. The results further show that the proposed model outperforms single-modality baselines, demonstrating the benefits of joint modeling video and text.

1 Introduction

Millions of people watch narrated instruction videos¹ to learn new tasks such as assembling IKEA furniture or changing a flat car tire. What if machines could learn these tasks from myriads of instruction videos on the Internet? Such automatic cognitive ability would enable constructing virtual assistants and smart robots that would help people to achieve new tasks in unfamiliar situations.

In this work, we consider instruction videos and develop a method that learns a sequence of steps, as well as their textual and visual representations, required to achieve a certain task. For example, given a set of narrated instruction videos demonstrating how to change a car tire, our method automatically discovers consecutive steps for this task such as *loosen the nuts of the wheel, jack up the car, remove the spare tire* and so on as illustrated in Figure 1. In addition, the method learns the visual and linguistic variability of these steps from natural videos.

Discovering key steps from instruction videos is a highly challenging task. First, linguistic expressions for the same step can have high variability across videos, for example: “...Loosen up the wheel nut just a little before you start jacking the car...” and “...Start to loosen the lug nuts just enough to make them easy to turn by hand...”. Second, the visual appearance of each step vary greatly between videos as the people and objects are different, the action is captured from a different viewpoint, and the way people perform actions also vary. Finally, there is also a variability of the overall structure of the sequence of steps achieving the certain task. For example, some videos may omit some steps or change slightly their order.

To address these challenges, in this paper we develop a joint model of visual appearance and natural language narration. The model benefits from the complementary nature of both modalities to resolve

*WILLOW project-team, Département d’Informatique de l’Ecole Normale Supérieure, ENS/INRIA/CNRS UMR 8548, Paris, France.

[†]SIERRA project-team, Département d’Informatique de l’Ecole Normale Supérieure, ENS/INRIA/CNRS UMR 8548, Paris, France.

¹Some instruction videos on YouTube have tens of millions of views, e.g. www.youtube.com/watch?v=J4-GRH2nDvw.

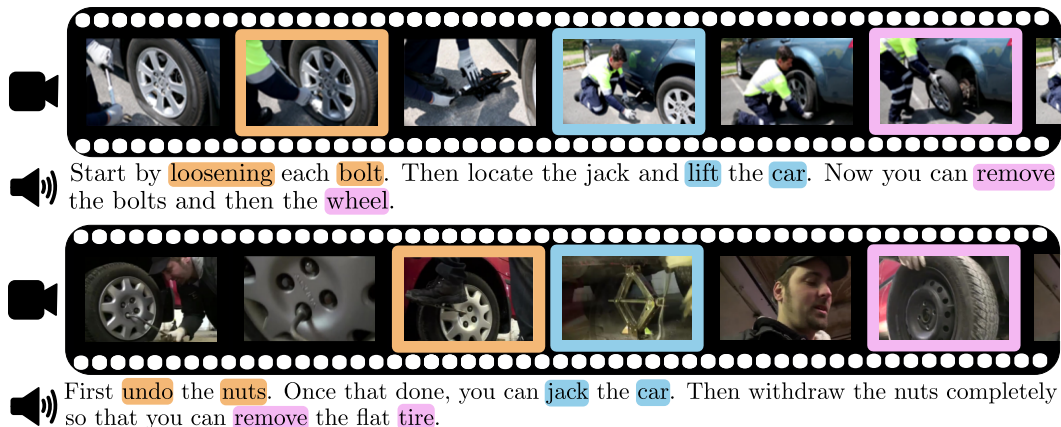


Figure 1: Given a set of narrated instruction videos demonstrating a particular task, we wish to automatically discover the main steps to achieve the task and associate each step with its corresponding narration and appearance in each video. Here frames from two videos demonstrating changing the car tire are shown, together with excerpts of the corresponding narrations. Note the large variations in both the narration and appearance of the different steps highlighted by the same colors in both videos (here only three steps are shown).

their ambiguities. We assume that the same sequence of steps (also called script in the NLP literature [19]) is common to all input videos of the same task, but the actual sequence and the individual steps are unknown and are learnt directly from data. This is in contrast to other existing methods for modeling instruction videos [13] that assume a script (recipe) is known and fixed in advance. We address the problem by a temporal clustering of video and text, where the two clustering tasks are linked by joint constraints. The output of our method is the script listing the discovered steps of the task as well as the temporal location of each step in input videos. We validate our method on a new dataset of instruction videos composed of two tasks with the total of 57 videos and more than 350,000 frames.

2 Related work

This work relates to unsupervised and weakly-supervised learning methods in computer vision and natural language processing. Particularly related to ours is the work on learning script-like knowledge from natural language descriptions [5, 9, 19]. These methods aim to discover typical events (steps) and their order for particular scenarios (tasks)² such as “cooking scrambled egg”, “taking a bus” or “making coffee”. While [5] uses large-scale news corpora, [19] argues that many events are implicit and are not described in such general-purpose text data. Instead [9, 19] use event sequence descriptions collected for particular scenarios. Differently to this work, we learn sequences of events from narrated instruction videos on the Internet. Such data contains detailed event descriptions but is not structured and contains more noise compared to the input of [9, 19]. Our method also shows the benefit of joint learning from video and text, where action recognition in video helps grouping similar events with different textual descriptions such as “lift car” and “jack car”. Similar to [19] we use the method of [10] for multiple sequence alignment.

Interpretation of narrated instruction videos has been recently addressed in [13]. While this work analyses cooking videos at an impressive scale, it relies on readily-available recipes which may not be available for more general scenarios. Differently from [13], we here aim to learn the steps of instruction videos using a discriminative clustering approach. [11] considers a similar task to ours and apply the latent variable structured perceptron algorithm to align nouns in instruction sentences with objects touched by hands in instruction videos. Similarly to [13], [11] uses laboratory experimental protocols as textual input, whereas here we consider a weaker signal in the form of the speech to text narration of the video.

In computer vision, unsupervised action recognition has been explored in simple videos [15]. More recently, weakly supervised learning of actions in video using video scripts or event order has been addressed in [2, 3, 4, 8, 12]. Particularly related to ours is the work [3] which explores the known

²We here assign the same meaning to terms “event” and “step” as well as to terms “script” and “task”.

order of events to localize and learn actions in training data. While [3] uses manually annotated sequences of events, we here discover events jointly from transcribed narrations and corresponding instruction videos. [4] aligns natural text descriptions to video but does not discover events. Methods in [14, 18] learn in an unsupervised manner the temporal structure of actions from video but do not discover textual expressions for actions as we do in this work.

Our work is also related to video summarization and in particular to the recent work on category-specific video summarization [16, 21]. While summarization is a relatively subjective task, we here aim to extract the key steps required to achieve a certain task. Unlike video summarization in [16, 21] we jointly exploit visual and linguistic modalities in our approach.

Relatively little work exploits vision to improve NLP or to ground linguistic expressions. [17] improves coreference resolution by learning appearance of people in video. Similar to our work, [20] demonstrates that a text-based model of similarity between actions improves when combined with visual information from videos depicting the described actions.

Contributions. The contributions of our work are three-fold: (i) we address the problem of automatically discovering the main steps in narrated instruction videos in an unsupervised manner, (ii) we propose a joint model of video and text to tackle this complicated problem, (iii) we construct a new dataset with two tasks and demonstrate that the joint model improves results in both text and video.

3 Modeling narrated instruction videos

We are given a set of N instruction videos all depicting the same task (such as “changing a tire”). An input video n is composed of a video stream of T_n frames $(x_t^n)_{t=1}^{T_n}$ and an audio stream containing a detailed verbal description of the depicted task. We suppose that the audio description was transcribed to raw text and then processed to a sequence of S_n text tokens $(d_s^n)_{s=1}^{S_n}$. Given this data, we want to automatically recover the sequence of K main steps that compose the given task and locate each step within each input video and text transcription. We formulate the problem as two clustering tasks, one for each input modality, linked by joint constraints. This is achieved by solving the following minimization problem:

$$\min_{R \in \mathcal{R}, Z \in \mathcal{Z}} g(R) + h(Z) \quad \text{s.t.} \quad c(R, Z) \leq \mathbf{0}, \quad (1)$$

where $g(R)$ and $h(Z)$ are the cost of clustering all the text streams $\{d^n\}_{n=1}^N$ and the video streams $\{x^n\}_{n=1}^N$, respectively, into a sequence of K steps. The minimization is performed over the set of latent indicator variables $Z \in \mathcal{Z} := \{0, 1\}^{T \times K}$ and $R \in \mathcal{R} := \{0, 1\}^{S \times K}$ where $T := \sum_{n=1}^N T_n$ and $S := \sum_{n=1}^N S_n$. These latent variables are concatenations of latent variables specific to each instruction video from the collection. They indicate the visual presence of step k at a time interval t ($Z_{tk} = 1$) or the fact that the s -th text token expresses the instructions for step k ($R_{sk} = 1$), respectively.

We use the vector of joint constraints $c(R, Z) \leq \mathbf{0}$ to encode the structural assumptions about the individual clustering problems as well as their joint relationships. This includes the temporal consistency between video and text for each instruction video, as well as a global ordering within each of the two streams. Details of the two clustering problems and the joint constraints are given next.

3.1 Clustering transcribed verbal instructions

The goal here is to cluster the transcribed verbal descriptions of each video into a sequence of main steps necessary to achieve the task. We assume that the important steps are common to many of the transcripts and that the sequence of steps is (roughly) preserved in all transcripts. The main challenge is to deal with the variability in spoken natural language. To overcome this challenge, we take advantage of the fact that completing a certain task usually involves interactions with objects or people and hence we can extract a more structured representation from the input text stream.

More specifically, we represent the textual data as a sequence of *direct object relations*. A direct object relation d is a pair composed of a verb and its direct object complement, such as “remove tire”, extracted from the dependency parser of the input transcribed narration [7]. We denote the set

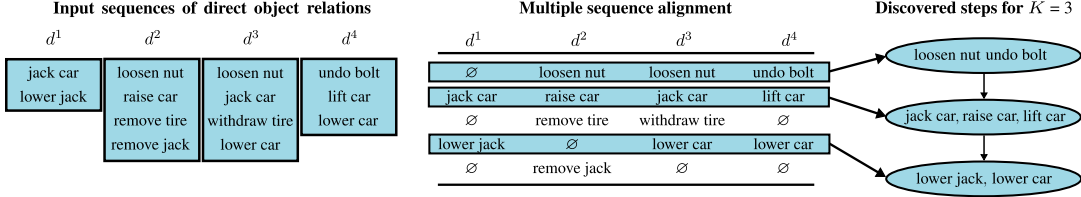


Figure 2: **Clustering transcribed verbal instructions.** **Left:** The input raw text for each video is converted into a sequence of direct object relations. Here, an illustration of four sequences from four different videos is shown. **Middle:** Multiple sequence alignment is used to align all sequences together. Note that different direct object relations are aligned together as long as they have the same sense, e.g. “loosen nut” and “undo bolt”. **Right:** The main instruction steps are extracted as the $K = 3$ most common steps in all the sequences.

of all direct object relations extracted from all narrations as \mathcal{D} . The cardinality of \mathcal{D} , corresponding to the number of different extracted direct object relations, is denoted by D . For the n -th video, we thus represent the text signal as a sequence of direct object relation tokens: $d^n = (d_1^n, \dots, d_{S_n}^n)$, where the length S_n of the sequence varies from one video clip to another. This step is key to the success of our method as it allows us to convert the problem of clustering raw transcribed text into an easier problem of clustering sequences of direct object relations.

We formulate the problem of clustering the input sequences of direct object relations as a multiple sequence alignment [19], as illustrated in Figure 2. The input sequences are first aligned together and the K most common steps (that occur most frequently in the aligned transcripts) are kept. The multiple sequence alignment is performed using the Clustal algorithm [10] that maximizes the pairwise similarity between the input sequences, and we use the negative of that score as the text clustering cost g in equation (1). The key component of the multiple sequence alignment is the score of matching (aligning) together two direct object relations. In this work, we measure the similarity of two direct object relations d_1 and d_2 as

$$s_d(d_1, d_2) = \frac{1}{2}(s(v_1, v_2) + s(o_1, o_2)), \quad (2)$$

where $s(v_1, v_2) \in [0, 1]$ measures the similarity of verbs v_1 and v_2 and $s(o_1, o_2) \in [0, 1]$ measures the similarity of direct objects o_1 and o_2 . We measure both verb and object similarities based on their distance in the WordNet tree. If a particular word has multiple senses, we take the most similar sense. We found that this works well in our set-up where we match words only in the constrained scenario of one task (e.g. “changing a tire”). However, we found that the precision of the score is important for the sequence alignment and conservatively threshold the score to 1 if $s_d(d_1, d_2) = 1$ and set the score to $-\infty$ otherwise.

We extract the main instruction steps from the resulting alignment by taking the K most common groups of aligned direct object relations. We also require that the number of steps does not exceed K , which can result, in some cases, in less than K output steps. The whole procedure of extracting the main instruction steps from the transcripts is illustrated in Figure 2.

3.2 Discriminative clustering of videos

We formulate the problem of clustering the N input video streams (x_t) into a sequence of K steps as a discriminative clustering task with sequence constraints. We represent each time interval by a d -dimensional feature vector. To simplify notation and the implementation, we use an extra constant bias feature set to a large value so that it is not regularized. The feature vectors for the n -th video are stacked in a $T_n \times d$ design matrix denoted by X_n . For each input video n , the goal is to find an optimal assignment matrix $Z_n \in \{0, 1\}^{T_n \times K}$ of the T_n input video intervals x_t into one of K clusters. To do so, we learn a linear classifier represented by a $d \times K$ matrix denoted by W . This model is shared among all videos. Again for succinctness, we eliminate the video index n by stacking all assignment matrices in one matrix Z of size $T \times K$ where $T = \sum_{n=1}^N T_n$. Similarly, we denote by X the $T \times d$ matrix obtained by the concatenation of all X_n matrices. The optimal assignment \hat{Z} is found by minimizing the cost function h , where the clustering cost $h(Z)$ is given

as in DIFFRAC [1] as:

$$h(Z) = \min_{W \in \mathbb{R}^{K \times d}} \underbrace{\frac{1}{2T} \|Z - XW\|_F^2}_{\text{Discriminative loss on data}} + \underbrace{\frac{\lambda}{2} \|W\|_F^2}_{\text{Regularizer}}. \quad (3)$$

The first term in (3) is the discriminative loss on the data that measures how easy the input data X is separable by the linear classifier W when the target classes are given by assignments Z . For the squared loss considered in eq. (3), the optimal weights W^* minimizing (3) can be found in closed form (eq. (6) in Appendix A), which significantly simplifies the computation. However, to solve $\min_{Z \in \mathcal{Z}} h(Z)$ with respect to our additional constraints, we need to optimize over assignment matrices Z that encode sequences of events and incorporate constraints given by clusters obtained from transcribed textual narrations (section 3.1). These additional constraints on Z are described next.

3.3 Joint constraints between verbal descriptions and video

We wish to encode constraints that link the clustering of transcripts (Section 3.1) with the clustering of videos (Section 3.2). We use two types of constraints to link the two clustering tasks. The first constraint encodes the fact that people perform the action approximately at the same time when they talk about it. This is a joint constraint that strongly links together the assignment matrices R and Z of the two clustering tasks. The second constraint encodes the fact that the clustered instruction steps in both the transcript and the video need to respect a global sequence ordering. This is an independent constraint on indicator assignment matrices R and Z . However, as the two assignment matrices are linked together, this results in a single global ordering common to both clusterings. We give details of the two types of constraints next.

People do what they say when they say it. The timing of the closed captions (transcripts) give us an approximate temporal alignment between the video and the narrated speech. We encode this alignment by a binary matrix A in $\{0, 1\}^{S \times T}$, where A_{st} is 1 if the s -th direct object is mentioned in a closed caption, which overlaps with the time interval t in video. Note that the alignment is only approximate as people do not perform the action exactly at the time when they talk about it but often with a delay that changes from action to action. Second, the alignment is noisy as people typically perform the action only once, but often talk about it multiple times (e.g. in a summary at the beginning of the video). To address these issues we, first, consider in matrix A a larger set of possible time intervals $[t - \Delta_b, t + \Delta_f]$ rather than the exact time interval t given by the timing of the closed caption. Δ_b and Δ_f are global parameters fixed by cross-validation. Second, we require that the action happens only at least once in the set of all possible video time intervals where the action is mentioned in the transcript. This is encoded by the inequality constraint $r_k^T A z_k \geq 1$, where r_k is the k -th column of R that encodes with 1 all direct object relations assigned to cluster k in the transcript and z_k is the k -th column of Z that encodes with 1 intervals assigned to cluster k in video. Note that $r_k^T A z_k$ encodes the number of aligned video intervals and direct object relations that are matched to step k . Finally, this constraint can be written for all K clusters as $R^T A Z \geq I_K$, where I_K is a $K \times K$ identity matrix.

Sequence constraints. Our goal is to recover a set of K clusters in video and text that form a single (global) *sequence of steps*. This is a strong constraint on the structure of the assignment matrices for the two clustering tasks R and Z . For text clustering, the sequence constraint on R is encoded implicitly by the multiple sequence alignment algorithm, which maintains a single ordering throughout the optimization. For the discriminative clustering of video, we encode the sequence constraints on Z in a similar manner to [4]. In particular, we only predict the *most salient* time interval in the video that describes a given task. This means that a particular step is assigned to *exactly one* time interval in each video. See Appendix B for details.

Optimization. The constraints introduced previously are summarized by $c(R, Z) \leq 0$. To minimize the cost of the joint clustering (1), we proceed as follows. We first solve the text clustering task $g(R)$ without joint constraints on R . We then fix the text assignment variables R and solve the video clustering problem by minimizing $h(Z)$ subject to the constraints from the text transcripts. This is done using the Frank-Wolfe algorithm (see Appendix B for details). We found that one step of this procedure gives satisfactory results, but we show in experiments that the resulting video assignments Z can further improve the text similarity measure for text clustering.

Changing a tire				Performing CPR			
Ground Truth	Top 5	Top 10	Top 15	Ground Truth	Top 5	Top 10	Top 15
<i>get tools out</i>		get tire	get tire	<i>call 911</i>			
<i>loosen nuts</i>	loosen nut	loosen nut	loosen nut				get aed
<i>jack car</i>	jack car	jack car	jack car			start cpr	start cpr
<i>unscrew wheel</i>	remove nut	remove nut	remove nut	<i>open airways</i>	open airway	open airway	open airway
<i>remove wheel</i>		remove tire	remove tire	<i>check breath</i>		put hand	put hand
<i>put wheel</i>				<i>check pulse</i>			
<i>screw wheel</i>			put nut	<i>give breath</i>			give breath
			take wheel		tilt head	tilt head	tilt head
			lower car			lift chin	lift chin
<i>lower jack</i>	lower jack	lower jack	lower jack			pinch nose	pinch nose
<i>tighten wheel</i>	tighten nut	tighten nut	tighten nut		give breath	give breath	give breath
<i>put tools back</i>		remove jack	remove jack			start compr.	start compr.
			take tire				start cpr
				<i>give compr.</i>	do compr.	do compr.	do compr.
						continue cpr	continue cpr
							give breath
							stop cpr
Prec.	1	1	0.75	Prec.	0.75	0.4	0.27
Recall	0.5	0.8	0.9	Recall	0.5	0.67	0.67

Table 1: Automatically recovered sequences of steps for the two tasks considered in this work. The results are shown for different values of parameter K (see Top K columns) determining the maximal number of recovered steps. Note that most of the recovered steps correspond well (shown in bold) to the manually labelled ground truth step (showed in italic).

4 Experimental evaluation

In this section, we first describe our new annotated dataset of instruction videos followed by the details of the text and video features. We then present results divided into three experiments. Sec. 4.1 evaluates the quality of steps extracted from video narrations. In Sec. 4.2, we evaluate the temporal localization of steps in instruction videos using constraints derived from text. Finally, in Sec. 4.3 we evaluate the benefits of the visual signal for grouping synonymous text descriptions representing the same step.

Dataset and annotation. We have collected a dataset of instruction videos for two tasks: *Changing car tire* and *Performing cardiopulmonary resuscitation (CPR)* by searching YouTube with relevant keywords. We have selected videos with English transcripts obtained by YouTube’s automatic speech recognition (ASR). To focus on the main problem in this paper, we have manually corrected errors and punctuations of ASR. We have obtained 30 videos for the task *Changing car tire* and 27 videos for *CPR* each with its (curated) speech-to-text transcription. The average length of our videos is about 6,000 frames or 200 seconds. Each word of the transcript is associated with its corresponding (coarse) time interval in the video. For the purpose of evaluation, we have manually annotated the main steps in all videos. We have defined 10 ground truth steps for the task *Changing car tire* and 6 ground truth steps for the task *CPR* (see Table 1). We then assigned each time interval in the videos to one of these ground truth steps (or no step). These annotations are used for evaluation purpose *only*. Some frames from our dataset are illustrated in Figure 3.

Video and text features. We represent the transcribed narrations as sequences of direct object relations. For this purpose, we run a dependency parser [7] on each transcript. We lemmatize all direct object relations and keep the ones for which the direct object corresponds to nouns. To represent a video, we use motion and appearance features aiming to capture actions (loosening, jacking-up, giving compressions) and objects (tire, jack, car) respectively. We split each video into

	Changing a tire				Performing CPR			
	Uni.	Vid. only [3]	Txt. only	Ours	Uni.	Vid. only [3]	Txt. only	Ours
Top 5	0.06	0.08 (0.02)	0.12 (0.01)	0.20 (0.02)	0.11	0.18 (0.02)	0.15 (0.04)	0.29 (0.02)
Top 7	0.03	0.09 (0.01)	0.15 (0.01)	0.22 (0.03)	0.12	0.18 (0.02)	0.17 (0.02)	0.28 (0.03)
Top 10	0.13	0.10 (0.01)	0.19 (0.02)	0.28 (0.03)	0.13	0.19 (0.02)	0.17 (0.02)	0.28 (0.02)
Top 15	0.06	0.08 (0.01)	0.19 (0.02)	0.30 (0.03)	0.12	0.22 (0.02)	0.17 (0.02)	0.30 (0.03)

Table 2: Results of detecting individual instruction steps for “changing a tire” and “performing CPR”. We report the average *recall* amongst multiple splits and the corresponding standard deviation.

10-frames time intervals and represent each interval by its motion and appearance features. Our motion features are histograms of local optical flow (HOF) descriptors aggregated over a block of 30 frames into a single bag-of-visual-word vector of 2,000 dimensions [23]. The visual vocabulary is generated by k-means on a large set of training descriptors. To represent appearance, we use VGG-s CNN [6] and obtain 4,096-dimensional descriptors for each video frame corresponding to the “full7” layer output of the network [22]. The per-frame descriptors are aggregated over time intervals using max-aggregation applied to each descriptor dimension. Motion and appearance descriptors are L2-normalized and then concatenated into a single 6,096 dimensional vector representing each time interval.

4.1 Results of step discovery from text narrations

Results of discovering the main steps for each task from text narrations are presented in Table 1. We report results of the multiple sequence alignment described in Sec. 3.1 using different values of parameter K (the maximal number of discovered steps). We illustrate the recovered sequences of steps, with each step represented by the most common direct object relation. The recovered sequences of steps are mostly correct for both tasks. We can also see that with the increase K , we recover more complete sequences at the cost of occasional repetitions, e.g. *lower car* and *lower jack* that refer to the same step. For *CPR* and large K , the method recovers fine-grain steps e.g. *tilt head*, *lift chin*, and *pinch nose*, which were not included in our original annotation. To quantify the performance, we measure precision as the proportion of correctly recovered steps appearing in correct order. We also measure recall as the proportion of the recovered ground truth step. The values of precision and recall are given at the bottom of table 1. The decrease of precision for the *CPR* task is partly caused by the coarse granularity of the steps in our annotation. This brings up the issue of the definition of “correct” annotation, which will depend on the chosen granularity of labelling.

4.2 Results of localizing instruction steps in video

The discovered sequence of steps and their realizations in each video provide initial time intervals for instruction steps in the video. Such time intervals, however, are usually imprecise since narrations and corresponding events are often misaligned in time. Moreover, the parsing of narrations often results in missing steps due to the variability of natural language expressions. We therefore use text input to constrain the output of vision-based step localization in video. The goal of this section is, hence, to evaluate the benefits of these constraints for the temporal localization of instruction steps.

Experimental setup. For each task (*changing car tire*, *CPR*), we split the dataset into the validation and evaluation sets. We use the validation set only to adjust the hyperparameters of the method (λ , Δ_b and Δ_f). In practice, we keep 80% of the data in the evaluation set. Note that the optimization is always run on the entire dataset but without access to the ground truth annotations and is thus *unsupervised*. We perform experiments over 40 random validation/evaluation splits and report average performance.

Evaluation metric. To evaluate the temporal localization, we manually define a one-to-one mapping between the automatically discovered steps from Table 1 and the ground truth steps. This mapping is only used for evaluation.³ The aim is to evaluate whether an interval for every ground truth step has been correctly detected in all instruction videos, and thus we use *recall* as our evaluation score. For a given video and a given recovered ground truth step, our video clustering method predicts

³We ignore the automatically discovered steps that are not associated to a ground truth step in our evaluation.




Figure 3: **Examples of recovered instruction steps for the task “changing a tire”.** Each row shows one recovered step. For each step, we first show clustered direct object relations, followed by three example frames from the detections in the input videos. Note the large variability in both the language as well as visual appearance of the instruction steps in the different videos. Despite the large variability, our joint text and video clustering method correctly associates them together without any manual supervision. Please see additional video results at the project website <http://www.di.ens.fr/willow/research/instructionvideos/>.

exactly one time interval t . This detection is considered correct if the time interval falls inside any of the corresponding ground truth intervals, and incorrect otherwise (giving a false positive for this video). We report the recall across all steps and videos, which we define as the ratio of the number of correct predictions over the total number $N \cdot G$ of possible ground truth events, where G is the number of ground truth steps for this task (irrespective of the number of recovered steps). A recall of 1 indicates that every ground truth step has been correctly detected across all videos. The score decreases towards 0 when we miss some ground truth steps (missed detections). This happens either because this step was not recovered globally, or because the algorithm detected it in a video at an incorrect location (false positive) *because of the exactly one time interval prediction constraint*.

Baselines. We compare results to three baselines. To demonstrate the difficulty of our dataset, we first evaluate a “Uniform” baseline, which simply distributes instructions steps uniformly over the entire instruction video. The second baseline “Video only” does not use any constraints from the narration and performs only discriminative clustering on visual features with the sequence constraints [3].⁴ The third baseline called “Text only” does not look at the video, and only uses the detected instruction steps in the textual narration to produce multiple sequences respecting the given order of instructions and the text constraints (using random scores for the visual features).

Results. Results of localizing the discovered instruction steps for *Changing car tire* and *CPR* are presented in Table 2. We report results for different numbers of steps K . The poor performance of the “Uniform” baseline illustrates the difficulty of our dataset. Our method outperforms both the “Video only” and “Text only” baselines by a large margin for all values of K , clearly demonstrating the benefits of jointly modeling videos and corresponding narrations. For *Changing car tire*, the performance increases for $K = 10$, which is the number of ground truth instruction steps for this task. For *CPR*, where the ground truth contains only 6 instruction steps, the performance remains fairly stable with the increasing of the number of discovered steps. This illustrates the robustness of our method to the exact choice of K . Qualitative results of discovered steps in video and text are illustrated in Figure 3.

4.3 Using visual cues to improve text clustering

The motivation here is to assess whether we can improve the clustering of text with the results obtained from vision. Recall that in order to maximize the precision over our clustered direct object

⁴We use here the improved model on Z from [4] which does not require a “background class” and yields a stronger baseline equivalent to our model without the narration constraints.

relations, we have only allowed direct objects relations that have a similarity score s_d (defined in equation (2)) of 1 to be aligned during the initial MSA (see Section 3.1). In particular, even if they have a high similarity score s_d , we wanted to avoid aligning together the direct object relations *jack car* and *lower car*. However, even if they do not have a similarity score s_d of 1, we would now want to be able to refine our grouping by clustering the direct object relations *lower car* and *lower jack* together.

The following experiment evaluates how well our vision prediction improves the similarity measure s_d for the task of text clustering. To do so, we compared different methods for augmenting the direct object relations clusters obtained in Section 4.1 for the important recovered instruction steps. Recall that at the end of the multiple sequence alignment algorithm, these instruction steps are represented by a list of direct object relations. For example, in Figure 2, the first instruction step is represented by *loosen nut* and *undo bolt*. We obtain ground truth clusters for each step by manually finding the possible direct object relations that could be used to meaningfully describe them. Given a clustering similarity score between direct object relations and an instruction step, we can compute a precision-recall curve by varying a threshold on this similarity measure, and then measure performance by the average precision.

We compare the “NLP” baseline to our full method “NLP+Vision” by defining different clustering similarity measures. The clustering similarity measure between a direct object relation d and an instruction event e for the “NLP” baseline is simply defined as the average s_d over the pairs (d, d') , where d' varies over the list of (high precision) direct object relations that compose e and were obtained after the MSA used in Section 4.1. “NLP+Vision” uses detected instruction steps in the video to modify the previous clustering similarity measure. In particular, we remove direct object relations which do not have support in the video signal. This is implemented by setting the clustering similarity measure s_d to 0 for cases with no temporal overlap between the instruction step in the video and direct object relation. We also consider a variant of an “upper bound” denoted as “NLP + GT Vision” and evaluate the potential benefits of perfect visual constraints obtained from the manual annotation of instruction steps in the video. For the “NLP+Vision” method, we adjust hyperparameters Δ_b and Δ_f by cross-validation and report an average with the standard deviation over 40 random splits.

We give results for 7 of the 9 recovered instruction steps ($K = 15$) of the *Changing car tire* in Table 3. We remove two instruction steps from the evaluation (*get tools out* and *put tools back*) because of their too high subjectivity in text. For the majority of instruction steps, text clustering benefits from constraints obtained through the visual localization. This again illustrates the benefits of the joint modeling of video and text by our method. Finally, from the results of “NLP + GT Vision” we can conclude that improvements in visual localization should lead to further improvements in text clustering.

Instruction step	loose nuts	jack car	unscrew wheel	withdraw wheel	screw wheel	lower car	tight wheel
NLP	0.38	0.49	0.90	0.49	0.50	0.31	0.35
NLP+Vision	0.42 \pm 0.04	0.61 \pm 0.08	0.76 \pm 0.08	0.52 \pm 0.05	0.48 \pm 0.05	0.37 \pm 0.07	0.39 \pm 0.06
NLP+GT Vis.	0.70	0.93	1.00	0.50	0.43	0.38	0.57

Table 3: Average precision for text clustering for recovered steps of the *Changing car tire* task.

5 Conclusion

We present a method to discover the main steps of narrated instruction videos obtained from YouTube. We formulate the method as a joint clustering problem of video and narrated text and demonstrate benefits of this joint approach on two tasks. Next we plan to scale our method to more tasks and model person-object interactions in both video and text. Integrating automatic speech recognition into our joint framework could be also beneficial.

6 Acknowledgments

This research was supported in part by a Google Research Award, and the ERC grants VideoWorld (no. 267907), Activia (no. 307574) and LEAP (no. 336845).

References

- [1] F. Bach and Z. Harchaoui. DIFFRAC: A discriminative and flexible framework for clustering. In *NIPS*, 2007.
- [2] P. Bojanowski, F. Bach, I. Laptev, J. Ponce, C. Schmid, and J. Sivic. Finding actors and actions in movies. In *ICCV*, 2013.
- [3] P. Bojanowski, R. Lajugie, F. Bach, I. Laptev, J. Ponce, C. Schmid, and J. Sivic. Weakly supervised action labeling in videos under ordering constraints. In *ECCV*, 2014.
- [4] P. Bojanowski, R. Lajugie, E. Grave, F. Bach, I. Laptev, J. Ponce, and C. Schmid. Weakly-supervised alignment of video with text. *arXiv preprint arXiv:1505.06027*, 2015.
- [5] N. Chambers and D. Jurafsky. Unsupervised learning of narrative event chains. In *ACL*, volume 94305, pages 789–797, 2008.
- [6] K. Chatfield, K. Simonyan, A. Vedaldi, and A. Zisserman. Return of the devil in the details : Delving deep into convolutional nets. In *British Machine Vision Conference*, 2014.
- [7] M.-C. de Marneffe, B. MacCartney, and C. D. Manning. Generating typed dependency parses from phrase structure parses. *LREC*, 2006.
- [8] O. Duchenne, I. Laptev, J. Sivic, F. Bach, and J. Ponce. Automatic annotation of human actions in video. In *ICCV*, 2009.
- [9] L. Frermann, I. Titov, and M. Pinkal. A hierarchical Bayesian model for unsupervised induction of script knowledge. In *EACL*, 2014.
- [10] D. G. Higgins and P. M. Sharp. Clustal: A package for performing multiple sequence alignment on a microcomputer. *Gene*, 1988.
- [11] Naim I., Chol Song Y., Liu Q., Huang L., Kautz H., Luo J., and Gildea D. Ranking domain-specific highlights by analyzing edited videos. In *NAACL*, 2015.
- [12] I. Laptev, M. Marszalek, C. Schmid, and B. Rozenfeld. Learning realistic human actions from movies. In *CVPR*, 2008.
- [13] J. Malmaud, J. Huang, V. Rathod, N. Johnston, A. Rabinovich, and K. Murphy. What’s cookin’? Interpreting cooking videos using text, speech and vision. In *NAACL*, 2015.
- [14] J. C. Niebles, C.-W. Chen, and L. Fei-Fei. Modeling temporal structure of decomposable motion segments for activity classification. In *ECCV*, 2010.
- [15] J. C. Niebles, H. Wang, and L. Fei-Fei. Unsupervised learning of human action categories using spatial-temporal words. *IJCV*, 79(3):299–318, 2008.
- [16] D. Potapov, Douze M., Harchaoui Z., and Schmid C. Category-specific video summarization. In *ECCV*, 2014.
- [17] V. Ramanathan, A. Joulin, P. Liang, and L. Fei-Fei. Linking people with ”their” names using coreference resolution. In *ECCV*, 2014.
- [18] M. Raptis and L. Sigal. Poselet key-framing: A model for human activity recognition. In *CVPR*, 2013.
- [19] M. Regneri, A. Koller, and M. Pinkal. Learning script knowledge with Web experiments. In *ACL*, 2010.
- [20] M. Regneri, M. Rohrbach, Dominikus W., Stefan T., B. Schiele, and M. Pinkal. Grounding action descriptions in videos. *Transactions of the Association for Computational Linguistics (TACL)*, 1(Mar):25–36, 2013.
- [21] M. Sun, Farhadi A., and Seitz S. Ranking domain-specific highlights by analyzing edited videos. In *ECCV*, 2014.
- [22] A. Vedaldi and K. Lenc. Matconvnet – convolutional neural networks for matlab. *arXiv preprint arXiv:1412.4564*, 2014.
- [23] H. Wang and C. Schmid. Action recognition with improved trajectories. In *ICCV*, 2013.

Appendices: Learning from narrated instruction videos

Appendix A gives the explicit form of $h(Z)$. Appendix B gives the details of the discriminative clustering approach on videos with sequence and text constraints described in sections 3.2 and 3.3 in the main paper. Note that our discriminative clustering approach on the video stream is analog to the one from [4], but with additional inequality constraints given by the text transcripts.

Appendix A Explicit form of $h(Z)$

We recall that $h(Z)$ is the cost of clustering all the video streams $\{x^n\}, n = 1, \dots, N$, into a sequence of K steps, and is defined in (3). The design matrix $X \in \mathbb{R}^{T \times d}$ contains the feature describing the time intervals in our videos. The indicator latent variable $Z \in \mathcal{Z} := \{0, 1\}^{T \times K}$ encodes the visual presence of a step k at a time interval t . Recall also that X and Z contains the information about all videos $n \in \{1, \dots, N\}$. Finally, $W \in \mathbb{R}^{d \times K}$ represents a linear classifier for our K steps, that is shared among all videos. We now derive the explicit form of $h(Z)$ as in the DIFFRAC approach [1], though yielding a somewhat simpler expression (as in [4]) due to our use of a (weakly regularized) bias feature in X instead of a separate (unregularized) bias b . Consider the following joint cost function f on Z and W defined as

$$f(Z, W) = \frac{1}{2T} \|Z - XW\|_F^2 + \frac{\lambda}{2} \|W\|_F^2. \quad (4)$$

The cost function f simply represents the ridge regression objective with output labels Z and input design matrix X . We note that f has the nice property of being *jointly* convex in both Z and W , implying that its unrestricted minimization with respect to W yields a *convex* function in Z . This minimization defines our clustering cost $h(Z)$; rewriting the definition of h from equation (3) with the joint cost f from (4), we have:

$$h(Z) = \min_{W \in \mathbb{R}^{d \times K}} f(Z, W). \quad (5)$$

As f is strongly convex in W (for any Z), we can obtain its unique minimizer $W^*(Z)$ as a function of Z by zeroing its gradient and solving for W . For the case of the square loss in equation (4), the optimal classifier $W^*(Z)$ can be computed in closed form:

$$W^*(Z) = (X^T X + T\lambda I_d)^{-1} X^T Z, \quad (6)$$

where I_d is the d -dimensional identity matrix. We obtain the explicit form for $h(Z)$ by substituting the expression (6) for $W^*(Z)$ in equation (4) and properly simplifying the expression:

$$h(Z) = f(Z, W^*) = \frac{1}{2T} \text{Tr}(ZZ^T B), \quad (7)$$

where $B := I_T - X(X^T X + T\lambda I_d)^{-1} X^T$ is a strictly positive definite matrix (and so h is actually strongly convex). The clustering cost is a quadratic function in Z , encoding how the clustering decisions in one interval t interact with the clustering decisions in another interval t' . In the next section, we explain how we can optimize the clustering cost $h(Z)$ subject to the constraints from Section 3.3 using the Frank-Wolfe algorithm.

Appendix B Frank-Wolfe algorithm for minimizing $h(Z)$

The localization of steps in the video stream is done by solving the following optimization problem:

$$\underset{Z \in \mathcal{Z}}{\text{minimize}} \quad h(Z) \quad \text{such that} \quad c(R, Z) \leq \mathbf{0}, \quad (8)$$

where Z is the latent assignment matrix of video time intervals to K clusters and R is the matrix of assignments of direct objects in text to K clusters. Note that R is obtained from the text clustering using multiple sequence alignment as described in Section 3.1, and is fixed before optimizing over Z . The constraints $c(R, Z) \leq \mathbf{0}$ defined in Section 3.3 encode several concepts. First, it imposes the temporal consistency between the text stream and the video stream. We recall that this constraint was written as $R^T A Z \geq I_K$, where A encodes the temporal alignment constraints between video and text and I_K is the $K \times K$ identity matrix (constraint of type I). Second, it includes the event ordering constraints within each video input (type II). Finally, it encodes the fact that each event is assigned to exactly one time interval within each video (type III). To summarize, let $\tilde{\mathcal{Z}}$ denote the resulting (discrete) feasible space for Z i.e. $\tilde{\mathcal{Z}} := \{Z \in \mathcal{Z} \mid c(R, Z) \leq \mathbf{0}\}$.

We are then left with a problem in Z which is still hard to solve because the set $\tilde{\mathcal{Z}}$ is not convex. To approximately optimize h over $\tilde{\mathcal{Z}}$, we follow the strategy of [3, 4]. First, we optimize h over the relaxed $\text{conv}(\tilde{\mathcal{Z}})$ by using the Frank-Wolfe algorithm to get a fractional solution $Z^* \in \text{conv}(\tilde{\mathcal{Z}})$. We then find a feasible candidate $\hat{Z} \in \tilde{\mathcal{Z}}$ by using a rounding procedure. We now give the details of these steps.

First we note that the linear oracle of the Frank-Wolfe algorithm can be solved separately for each video n . Indeed, because we solve a linear program, there is no quadratic term that brings dependence between each video in the objective, and moreover all the constraints are blockwise in n . Thus, in the following, we will give details for one video only by adding an index n to $\tilde{\mathcal{Z}}$, to Z and to T .

The linear oracle of the Frank-Wolfe algorithm can be solved via an efficient dynamic program. Let us suppose that the linear oracle corresponds to the following problem:

$$\min_{Z_n \in \tilde{\mathcal{Z}}_n} \text{Tr}(C_n^\top Z_n), \quad (9)$$

where $C_n \in \mathbb{R}^{T_n \times K}$ is a cost matrix that arises by computing the gradient of h with respect to Z_n at the current iterate. The goal of the dynamic program is to find which entries of Z_n are equal to 1, recalling that $(Z_n)_{tk} = 1$ means that the step k was assigned to time interval t . From the constraint of type III (unique prediction per step), we know that each column k of Z_n has exactly one 1 (to be found). From the ordering constraint (type II), we know that if $(Z_n)_{tk} = 1$, then the only possible locations for a 1 in the $(k+1)$ -th column is for $t' > t$ (i.e. the pattern of 1's is going downward when traveling from left to right in Z_n). Note that there can be "jumps" in between the time assignment for two subsequent steps k and $k+1$. In order to encode this possibility using a continuous path search in a matrix, we insert dummy columns into the cost matrix C . We first subtract the minimum value from C and then insert columns filled with zeros in between every pair of columns of C . In the end, we pad C with an additional row filled with zeros at the bottom. The resulting cost matrix \tilde{C} is of size $(T_n + 1) \times (2K + 1)$ and is illustrated (as its transpose) along with the corresponding update rules in Fig. 4.

The problem that we are interested in is subject to the additional linear constraints given by the clustering of text transcripts (constraints of type I). These constraint can be added by constraining the path in the dynamic programming algorithm. This can be done for instance by setting an infinite alignment cost outside of the constrained region.

At the end of the Frank-Wolfe optimization algorithm, we obtain a continuous solution Z_n^* for each n . By stacking them all together again, we obtain a continuous solution Z^* . From the definition of h , we can also look at the corresponding model $W^*(Z^*)$ defined by equation 6 which again is shared among all videos. All Z_n^* have to be rounded in order to obtain a feasible point for the initial, non relaxed problem. Several rounding options were suggested in [4]; it turns out that the one which uses W^* gives better results in our case. More precisely, in order to get a good feasible binary matrix $\hat{Z}_n \in \tilde{\mathcal{Z}}_n$, we solve the following problem: $\min_{Z_n \in \tilde{\mathcal{Z}}_n} \|Z_n - X_n W^*\|_F^2$. By expanding the norm, we notice that this corresponds to a simple linear program over $\tilde{\mathcal{Z}}_n$ as in equation (9) that can be solved using again the same dynamic program detailed above. Finally, we stack these rounded matrices \hat{Z}_n to obtain our predicted assignment matrix $\hat{Z} \in \tilde{\mathcal{Z}}$.

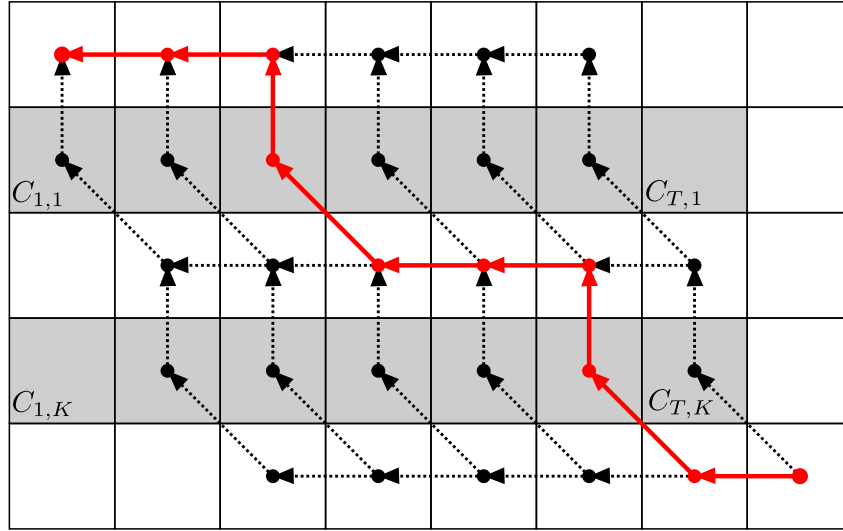


Figure 4: Illustration of the dynamic programming solution to the linear program (9). The drawing shows a possible cost matrix \tilde{C} and an optimal path in red. The gray entries in the matrix \tilde{C} correspond to the values from the matrix C . The white entries have minimal cost and are thus always preferred over any gray entry. Note that we display \tilde{C} in a transpose manner to better fit on the page.