

Determination of the fragmentation functions from an NLO QCD analysis of the HERMES data on pion multiplicities

Elliot Leader

*Imperial College London
Prince Consort Road, London SW7 2BW, England*

Alexander V. Sidorov

*Bogoliubov Theoretical Laboratory
Joint Institute for Nuclear Research, 141980 Dubna, Russia*

Dimiter B. Stamenov

*Institute for Nuclear Research and Nuclear Energy
Bulgarian Academy of Sciences
Blvd. Tsarigradsko Chaussee 72, Sofia 1784, Bulgaria*

Abstract

An NLO QCD analysis of the final HERMES data on pion multiplicities is presented and a new set of pion fragmentation functions is extracted from the best fit to the data. We have studied the so-called $[x, z]$ and $[Q^2, z]$ presentations of the HERMES data which, in principle, should simply be two different ways of presenting the same data. As we explain in detail, it appears that there is an inconsistency between these two formats and our extraction is based on the $[Q^2, z]$ presentation of the data.

PACS numbers: 13.60.Hb, 12.38.-t, 14.20.Dh

1 Introduction

In the absence of charged current neutrino data, the experiments on polarized inclusive deep inelastic lepton-nucleon scattering (DIS) yield information only on the sum of quark and anti-quark parton densities $\Delta q + \Delta \bar{q}$ and the polarized gluon density ΔG . In order to extract separately Δq and $\Delta \bar{q}$ other reactions are needed. One possibility is to use the *polarized* semi-inclusive lepton-nucleon processes (SIDIS) $l + N \rightarrow l' + h + X$, where h is a detected hadron (pion, kaon, etc) in the final state. In these processes new physical quantities appear - the collinear fragmentation functions $D_{q,\bar{q}}^h(z, Q^2)$ which describe the fragmentation of quarks and antiquarks into hadrons. Due to the different fragmentation of quarks and anti-quarks, the polarized parton densities Δq and $\Delta \bar{q}$ can be determined separately from a combined QCD analysis of the data on inclusive and semi-inclusive asymmetries. The key role of the fragmentation functions (FFs) for the correct determination of sea quark parton densities $\Delta \bar{q}$ was discussed in [1].

There are different sources to extract the fragmentation functions themselves: semi-inclusive e^+e^- annihilation data, single-inclusive production of a hadron h at a high transverse momentum p_T in hadron-hadron collisions, unpolarized semi-inclusive DIS processes. It is important to mention that the data on hadron multiplicities in unpolarized SIDIS processes are crucial for a reliable determination of FFs, because only then can one separate $D_q^h(z, Q^2)$ from $D_{\bar{q}}^h(z, Q^2)$ (from the other processes only the sum of them is fixed). An analysis based on all these reactions has been done by the DSS group [2]. As a result, the properties of the extracted set of FFs significantly differ, especially in the kaon sector, from those of the other published sets of FFs [3]. Unfortunately, the DSS FFs were based on the *unpublished* HERMES'05 SIDIS data on hadron multiplicities [4], which were not confirmed in the final HERMES data [5]. Indeed the final HERMES data differ significantly from those used in the analysis of [2] so that the FFs extracted in [2] are incorrect. Moreover, in the extraction of the NLO DSS set of FFs there was a mistake (see the Appendix in [6]) in the expression for the longitudinal gluon Wilson coefficient function in the theoretical formulae for the multiplicities.¹ It has turned out that not only the DSS FFs, but all the other sets of pion and kaon FFs presented in [3] are NOT in agreement with the final HERMES [5] and the preliminary COMPASS data [7] on hadron multiplicities. In our paper [8] a theoretical analysis of these data was performed and new sets of pion fragmentation functions were extracted from the best NLO QCD fits to the data, and it was shown that they disagree significantly with the pion FFs determined from all previous analyses. Very recently de Florian et al. (DSEHS) have presented results on pion FFs obtained from their *new* global QCD analysis [9] using the final HERMES and the preliminary COMPASS data on pion multiplicities.

In our paper [8] we pointed out a possible inconsistency between the HERMES $[x, z]$ and $[Q^2, z]$ presentations of their data on pion multiplicities. Bearing in mind that the semi-inclusive DIS hadron production processes are essential for the separation of D_q^h and $D_{\bar{q}}^h$ fragmentation functions, we present in this paper a more detailed discussion of our previous analysis in which we have taken into account and corrected the mistake in the longitudinal gluon Wilson coefficient function [6] which was present in our previous analysis. Also, we here utilize the new NLO MSTW'08 set [10] of unpolarized parton densities and study the influence of this on the extracted FFs.

¹We, independently, became aware of this error recently

2 QCD treatment of pion multiplicities

The multiplicities $M_{p(d)}^\pi(x, Q^2, z)$ of pions using a proton (deuteron) target are defined as the number of pions produced, normalized to the number of DIS events, and can be expressed in terms of the semi-inclusive cross section $\sigma_{p(d)}^\pi$ and the inclusive cross section $\sigma_{p(d)}^{DIS}$:

$$\begin{aligned} M_{p(d)}^\pi(x, Q^2, z) &= \frac{d^3 N_{p(d)}^\pi(x, Q^2, z)/dxdQ^2 dz}{d^2 N_{p(d)}^{DIS}(x, Q^2)/dxdQ^2} \Leftrightarrow \frac{d^3 \sigma_{p(d)}^\pi(x, Q^2, z)/dxdQ^2 dz}{d^2 \sigma_{p(d)}^{DIS}(x, Q^2)/dxdQ^2} \\ &= \frac{(1 + (1 - y)^2)2xF_{1p(d)}^\pi(x, Q^2, z) + 2(1 - y)x F_{Lp(d)}^\pi(x, Q^2, z)}{(1 + (1 - y)^2)2xF_{1p(d)}(x, Q^2) + 2(1 - y)F_{Lp(d)}(x, Q^2)}. \end{aligned} \quad (1)$$

In Eq. (1) F_1^π, F_L^π and F_1, F_L are the semi-inclusive and the usual nucleon structure functions, respectively. F_1^π and F_L^π are expressed in terms of the unpolarized parton densities and fragmentation functions (see [2]), while F_1 and F_L are given purely in terms of the unpolarized parton densities.

We have assumed in our analysis that isospin $SU(2)$ symmetry for the favored and unfavored fragmentation functions holds

$$D_u^{\pi^+}(z, Q_0^2) = D_d^{\pi^+}(z, Q_0^2), \quad D_{\bar{u}}^{\pi^+}(z, Q_0^2) = D_{\bar{d}}^{\pi^+}(z, Q_0^2), \quad (2)$$

and in addition, the following relations for the fragmentation of strange quarks into a pion:

$$D_s^{\pi^+}(z, Q_0^2) = D_{\bar{s}}^{\pi^+}(z, Q_0^2) = D_{\bar{u}}^{\pi^+}(z, Q_0^2). \quad (3)$$

Due to the charge conjugation invariance of the strong interactions the fragmentation functions $D_{q,\bar{q}}^{\pi^-}$ can be expressed through $D_{q,\bar{q}}^{\pi^+}$:

$$D_{q(\bar{q})}^{\pi^-}(z, Q_0^2) = D_{\bar{q}(q)}^{\pi^+}(z, Q_0^2), \quad D_g^{\pi^-}(z, Q_0^2) = D_g^{\pi^+}(z, Q_0^2). \quad (4)$$

As a result, we have to extract only three independent FFs ($D_u^{\pi^+}$, $D_{\bar{u}}^{\pi^+}$, $D_g^{\pi^+}$) from the NLO QCD fit to HERMES proton and deuteron data on pion multiplicities. The charm contribution to the multiplicities is not taken into account. In the theoretical analysis of the data the Mellin transform technique [11] was used to calculate the semi-inclusive $F_{1,L}^h(x, Q^2, z)$ and the usual $F_{1,L}(x, Q^2)$ nucleon structure functions in Eq.(1) from their moments. The expressions for the moments of the Wilson coefficient functions $C_{ij}^{(1)}(x, z)$ needed in these calculations can be found in [11].² Compared to our previous fit [8] where for the unpolarized PDFs we have used the NLO MRST'02 set [12], we use now the NLO MSTW'08 set [10], for which the strange quark density $s(x, Q^2)$ is not equal to $\bar{s}(x, Q^2)$. The influence of the choice of the unpolarized densities on the extracted FFs will be discussed.

For the input FFs the following parametrization at $Q_0^2 = 1 \text{ GeV}^2$ was used:

$$zD_i^{\pi^+}(z, Q_0^2) = \frac{N_i z^{\alpha_i} (1 - z)^{\beta_i} [1 + \gamma_i (1 - z)^{\delta_i}]}{B[\alpha_i + 1, \beta_i + 1] + \gamma_i B[\alpha_i + 1, \beta_i + \delta_i + 1]}, \quad (5)$$

²As was mentioned in the Introduction, the error in the gluon Wilson coefficient, $C_{L,qg}^{(1),nm}$, was corrected.

where the parameters $\{N_i, \alpha_i, \beta_i, \gamma_i, \delta_i\}$ are free parameters to be determined from the fit to the data. Here, i stands for u, \bar{u} and g , while $B(a, b)$ denotes the Euler beta function, and the N_i are chosen in such a way that they represent the contribution of $zD_i^{\pi^+}$ to the momentum sum rule.

3 Results

Let us discuss now our results on the pion FFs extracted from our NLO QCD fit to the HERMES proton and deuteron data on pion multiplicities, corrected for exclusive vector meson production [5]. In our study we have analyzed the $[Q^2, z]$ and $[x, z]$ presentations of the data (see Fig. 8 in [5], left column, second and third lines) for which the multiplicities do not depend on $P_{h\perp}$, where $P_{h\perp}$ is the component of the hadron momentum, P_h , transverse to the momentum of the virtual photon. They correspond to two-dimensional projections obtained by the HERMES group from the full HERMES data sets $[Q^2, z, P_{h\perp}]$ and $[x, z, P_{h\perp}]$, respectively. The pion multiplicities are given for 4 z -bins $[0.2-0.3; 0.3-0.4; 0.4-0.6; 0.6-0.8]$ as functions of Q^2 for the $[Q^2, z]$ presentation or as functions of x for the $[x, z]$ presentation. Note that for the $[Q^2, z]$ presentation, to any measured value of Q^2 the corresponding value of the Bjorken variable x is attached, therefore, from now on we will denote this presentation as $[Q^2(x), z]$. For the $[x, z]$ presentation, on the other hand, to any measured value of x the corresponding value of Q^2 is attached, therefore, we will denote this presentation as $[x(Q^2), z]$.³ Of course the multiplicities are really functions of the set of 3 variables $\{x, Q^2, z\}$ and these are slightly different in the two presentations. The total number of the π^+ and π^- data points for each of the presentations is 144, 72 for π^+ and 72 for π^- data.

In the case of $[Q^2(x), z]$ presentation of the data a good fit to the proton and deuteron data is achieved, $\chi^2/\text{d.o.f} = 123.95/132 = 0.94$ for 144 experimental points and 12 free parameters. The errors used in the fit are quadratic combinations of the statistical and point-to-point systematic errors. We have found that the description of the proton data (the mean value of χ^2 per point is equal to 0.83 for π^+ and 0.65 for π^- multiplicities) is better than that of the deuteron data (where the mean value of χ^2 per point is equal to 0.98 for π^+ as well as for π^- multiplicities). The quality of the fit to the data is illustrated in Fig. 1 (for the proton target) and Fig. 2 (for the deuteron target). Note that the vertical scale is linear, not logarithmic.

We have tried to get a feeling for the dependence on the unpolarized PDFs used in the analysis, and find that when the MRST'02 set is used instead of the NLO MSTW'08 the description of the data is slightly worse with a value of $\chi^2/\text{d.o.f}$ equal to 1.00.

The values for the parameters of the input FFs (5) obtained from the best fit to the data are presented in Table I. The errors correspond to $\Delta\chi^2 = 1$. It turned out during the fit that there was a slight preference for the parameter $\beta_{\bar{u}}$ to go to the somewhat unphysical limit zero, but the value of χ^2 , as well as the values of $D_{\bar{u}}^{\pi^+}(z)$ for the measured range of z , $z \in [0.2, 0.8]$, practically do not change for fixed values of $\beta_{\bar{u}}$ in the range $[0, 2]$. That is why it was fixed at the reasonable value $\beta_{\bar{u}} = 1$. Also, because of the small Q^2 range of the HERMES data, for the gluon FF $D_g^{\pi^+}(z)$ a simple parametrization with

³Although the corresponding $\{x, Q^2\}$ bins in the two representations are close to each other, they are slightly different.

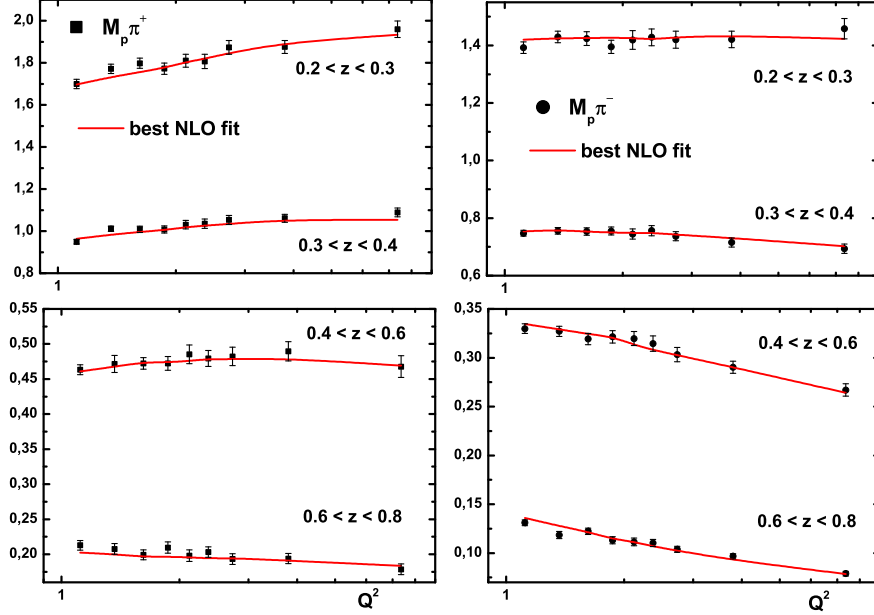


Figure 1: Comparison of HERMES $[Q^2(x), z]$ proton data on π^+ (left) and π^- multiplicities (right) with the best NLO fit curves. The errors of the data are combined statistical and systematic.

only three parameters was used ($\gamma_g = 0$).

TABLE I. The parameters of the NLO input FFs at $Q^2 = 1 \text{ GeV}^2$ obtained from the best fit to the data. The errors shown are total (statistical and systematic). The parameters marked by (*) are fixed.

Flavor	N	α	β	γ	δ
u	0.278 ± 0.016	0.276 ± 0.192	0.188 ± 0.187	7.64 ± 1.62	3.09 ± 0.40
\bar{u}	0.153 ± 0.016	0.282 ± 0.251	1^*	9.18 ± 4.12	3.85 ± 0.45
g	0.113 ± 0.005	12.70 ± 5.64	14.39 ± 6.35	0^*	—

The extracted pion FFs from the fit to HERMES $[Q^2(x), z]$ data on pion multiplicities are presented in Fig. 3 together with their error bands corresponding to statistical and systematic errors, and compared to those determined recently by DSEHS from their global analysis [9] in which the HERMES $[Q^2(x), z]$ data have also been included. Except for the gluon FF, the error bands are very narrow because of the great accuracy of the data. The fragmentation functions are plotted for the mean value of Q^2 for the HERMES data, $Q^2 = 2.5 \text{ GeV}^2$, and for the measured z region $[0.2-0.8]$. One can see from Fig. 3 that our (LSS) pion FFs $D_u^{\pi^+}(z)$ and $D_{\bar{u}}^{\pi^+}(z)$ are close to those of DSEHS (red curves). In the DSEHS analysis the equality (3) for the fragmentation of the strange and \bar{u} quarks into pion is not assumed. As a result, the extracted fragmentation functions for the strange quark, $D_s^{\pi^+}(z)$, differ a little in the z range $0.2 < z < 0.35$. The main difference between

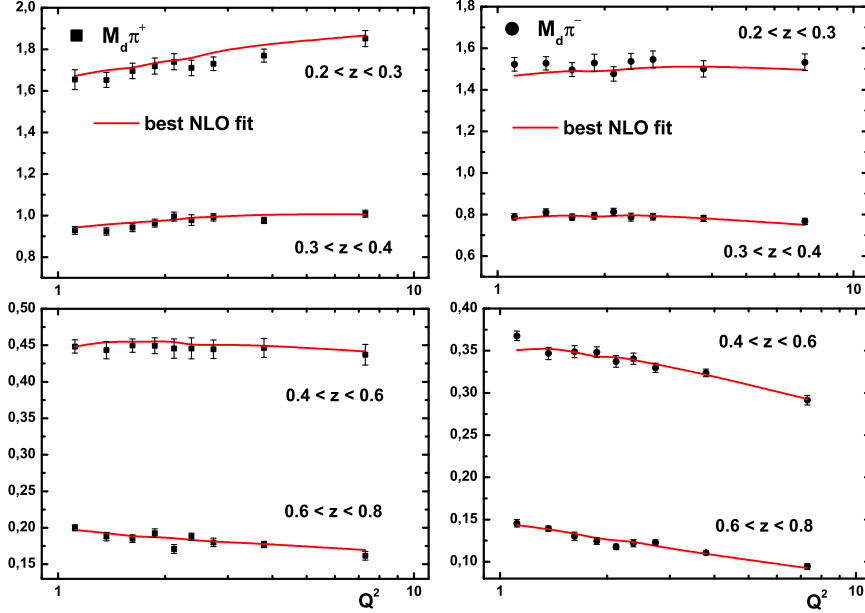


Figure 2: Comparison of HERMES $[Q^2(x), z]$ deuteron data on π^+ (left) and π^- multiplicities (right) with the best NLO fit curves. The errors of the data are combined statistical and systematic.

the extracted FFs is for the gluons. This is not unexpected bearing in mind that an accurate determination of the quon fragmentation function requires data covering a large range in Q^2 and that for the semi-inclusive DIS processes the range for the HERMES $[Q^2(x), z]$ data is small: $1.1 < Q^2 < 7.4 \text{ GeV}^2$.

In Fig. 4 we illustrate the sensitivity of the extracted pion FFs to the use of different sets of NLO unpolarized PDFs, in our case MWST'08 and MRST'02. The corresponding FFs $D_u^{\pi^+}(z)$ and $D_{\bar{u}}^{\pi^+}(z)$ are not shown because the differences between them are so small that they are not visible. Instead, for them, the error bands for $D_u^{\pi^+}$ (MRST'08) (the black solid curves) and $D_{\bar{u}}^{\pi^+}(z)$ (the dashed curves), respectively, are plotted in Fig. 4a, and compared with the differences $\Delta D_u^{\pi^+}$ and $\Delta D_{\bar{u}}^{\pi^+}$, red and blue curves, respectively, where

$$\Delta D_{u,\bar{u}}^{\pi^+} = D_{u,\bar{u}}^{\pi^+}(\text{MRST'02}) - D_{u,\bar{u}}^{\pi^+}(\text{MSTW'08}). \quad (6)$$

Also for the gluons the difference is very small, but is at least visible, as shown in Fig. 4b. As seen from Fig. 4, the favored $D_u^{\pi^+}$ (MRST'02) and gluon $D_g^{\pi^+}$ (MRST'02) fragmentation functions corresponding to the use of MRST'02 PDFs lie within the error bands for $D_u^{\pi^+}$ (MSTW'08) and $D_g^{\pi^+}$ (MSTW'08), while the unfavored FF $D_{\bar{u}}^{\pi^+}$ (MRST'02) lies slightly outside of the corresponding error band (dashed curves). Thus, to summarize, the extraction of the FFs is very insensitive to the choice of unpolarized PDFs.

Using the extracted FFs from the HERMES data on multiplicities in the $[Q^2(x), z]$ presentation we have calculated the multiplicities at the kinematic points for the data in the $[x(Q^2), z]$ presentation. The obtained value for χ^2 is huge, 2187.8 for 144 experimental points (recall that the corresponding value of χ^2 for the $[Q^2(x), z]$ data is 123.95). The

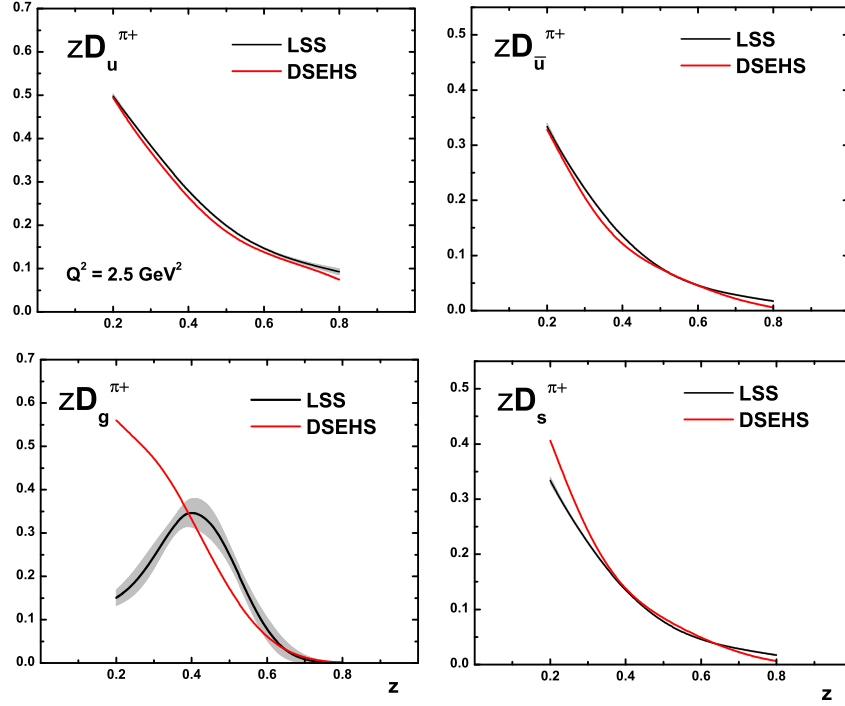


Figure 3: Comparison between the our pion FFs and those of DSEHS

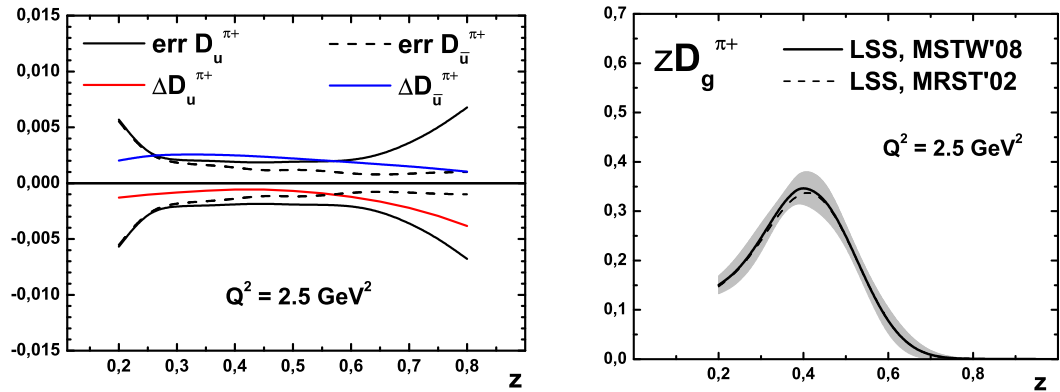


Figure 4: Sensitivity of the extracted favored and unfavored FFs (left), and gluon FF (right) to the choice of the set of unpolarized PDFs (see the text). Note the extremely small scale of the vertical axis in Fig. 4a.

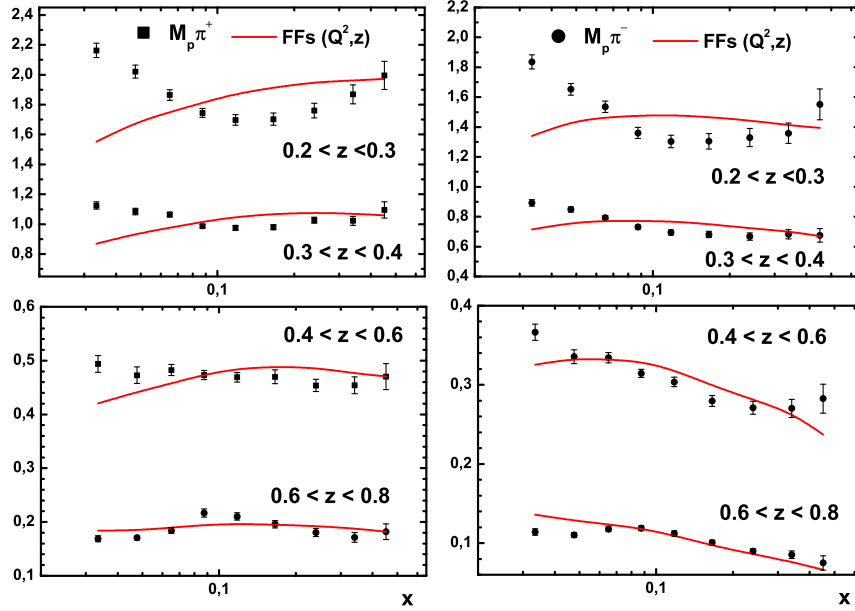


Figure 5: Comparison of HERMES $[x(Q^2), z]$ proton data on π^+ (left) and π^- multiplicities (right) with the multiplicities at the same kinematic points calculated by our FFs extracted from HERMES $[Q^2(x), z]$ data (red curves).

results are shown in Fig. 5 for the proton and in Fig. 6 for the deuteron target. As seen from the figures, the discrepancy is very large for both the proton and deuteron targets for the first two z -bins $[0.2-0.3]$ and $[0.3-0.4]$, as well as at lowest x , for all z -bins. Note that we are here discussing the *same* experimental data simply binned in two different ways, so that any significant discrepancy is totally unexpected. In an attempt to understand this we have tried to fit the the HERMES $[x(Q^2), z]$ data directly and found that we cannot obtain a fit with a reasonable χ^2 using the parametrizations given in Eq. (5). We are thus forced to conclude that the $[Q^2(x), z]$ and $[x(Q^2), z]$ presentations of the HERMES data are not consistent and that the use of different presentations of the *same* data appears to lead to different physical results.⁴

In order to illustrate the discrepancy between the two presentations, *independently of our theoretical analysis*, we plot in Fig. 7 and Fig. 8, for the proton target, the π^+ and π^- multiplicities which correspond to the different data presentations. The multiplicities are presented as a function of x . The corresponding ranges of Q^2 are very close to each other: $[1.2 \div 10.2]$ GeV² and $[1.1 \div 7.4]$ GeV² for the $[x(Q^2), z]$ and $[Q^2(x), z]$ presentations of the data, respectively. As seen from Fig. 7 and Fig. 8, for values of x in the region $0.06 < x < 0.3$, common to the two presentations, the difference between the values of the corresponding multiplicities in the region $0.2 < z < 0.4$, especially for the first z bin, is large. Moreover it is clear that so large a discrepancy cannot be explained as a Q^2 effect,

⁴Stolarski [13] has discussed the problems that arise when the the HERMES $[x(Q^2), z]$ pion and kaon data are analyzed in a LO QCD treatment.

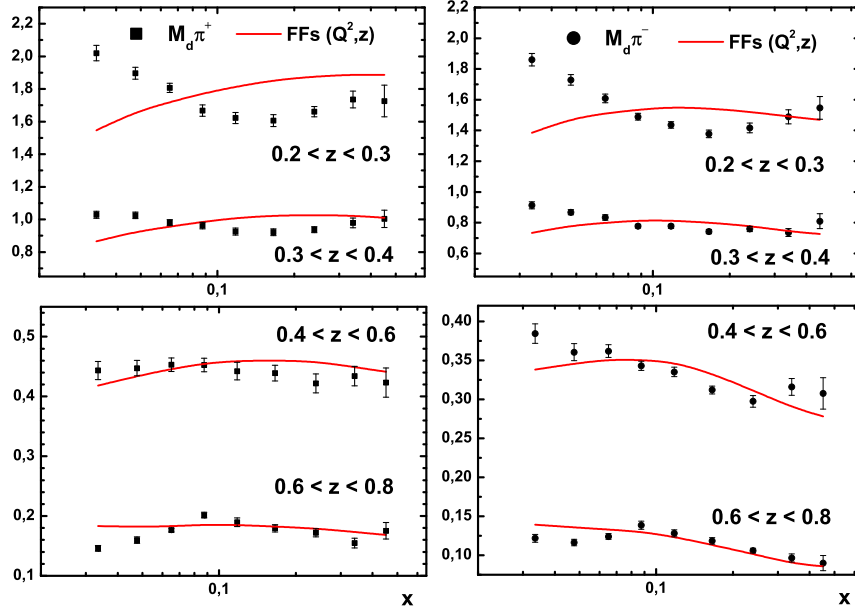


Figure 6: Comparison of HERMES $[x(Q^2), z]$ deuteron data on π^+ (left) and π^- multiplicities (right) with the multiplicities at the same kinematic points calculated by our FFs extracted from HERMES $[Q^2(x), z]$ data (red curves).

given the small difference in Q^2 ranges involved. The situation with the data for the deuteron target is similar.

4 Summary

The publication by HERMES of the final version of their data on pion multiplicities on protons and deuterons has profound implications for our understanding of the pion fragmentation functions.

1) The fact that the final data are significantly different from the preliminary data means that the oft utilized DSS FFs [2], which were based on the preliminary data, are incorrect.

2) The different ways of constructing the two-dimensional projections of the final HERMES data, the so-called $[x, z]$ and $[Q^2, z]$ formats, presented by the HERMES group, should, in principle, simply be two different ways of presenting the same data. As explained in detail, it appears that there is an inconsistency between these two formats.

3) With the pion FFs, parametrized in a standard way, and respecting isospin invariance, we have found an excellent fit to the $[Q^2, z]$ presentation of the data and extracted a new set of pion FFs.

4) On the contrary, no reasonable fit could be achieved to the $[x, z]$ presentation of the data.

5) Our new pion FFs are very similar indeed to those obtained recently by the DHEHS

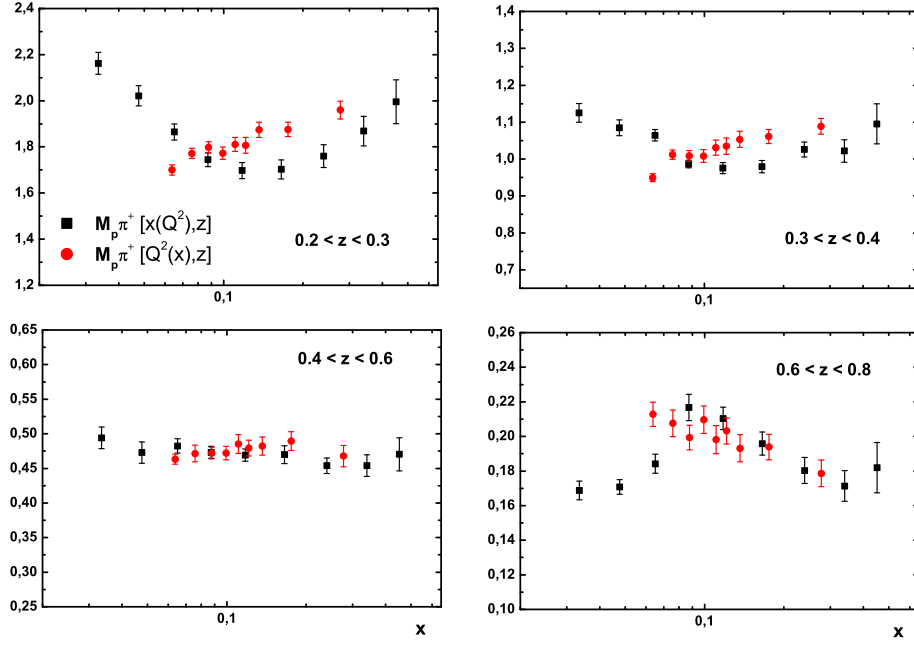


Figure 7: Comparison between the $[x(Q^2), z]$ and $[Q^2(x), z]$ HERMES *proton* data on π^+ multiplicities. The errors are total, statistical and systematic taken in quadrature.

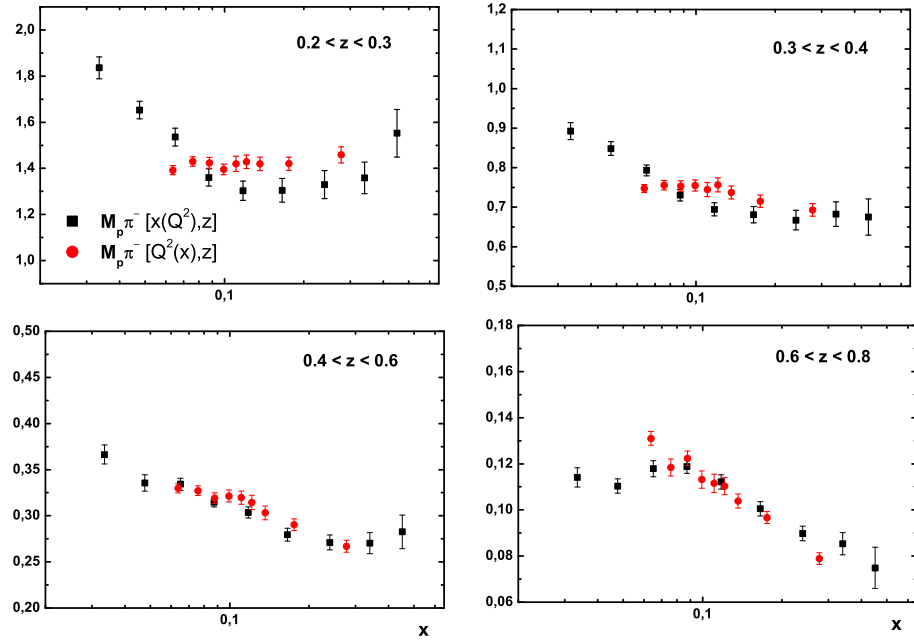


Figure 8: As in Fig. 1 but now for π^- multiplicities.

group [9] using, in their global analysis, the $[Q^2, z]$ HERMES data.

Acknowledgments

We are grateful to M. Stolarski for the useful discussions. This research was supported by the JINR-Bulgaria Collaborative Grant, and by the Russian Foundation for Basic Research Grants No. 13-02-01005 and No. 14-01-00647. E. L. is grateful to The Leverhulme Trust for an Emeritus Fellowship.

References

- [1] M.G. Alekseev et al., Phys. Lett. B **693** (2010) 227; E. Leader, A.V. Sidorov, D.B. Stamenov, Phys. Rev. D **84** (2011) 014002.
- [2] D. de Florian, R. Sassot, M. Stratmann, Phys. Rev. D **75** (2007) 114010.
- [3] S. Kretzer, Phys. Rev. D **62** (2000) 054001; M. Hirai, S. Kumano, T.-H. Nagai, K. Sudoh, Phys. Rev. D **75** (2007) 094009; S. Albino, B.A. Kniehl, G. Kramer, Nucl. Phys. B **803** (2008) 42.
- [4] A. Hillenbrand, Ph.D. thesis, Erlangen University, Germany, Sept. 2005.
- [5] A. Airapetain et al., Phys. Rev. D **87** (2013) 074029.
- [6] D.P. Anderle, F. Ringer, W. Vogelsang, Phys. Rev. D **87** (2013) 034014.
- [7] N. Makke (for COMPASS collaboration), Proc. of the 21th Int. Workshop on DIS'2013, Marseille, April, 2013, PoS(DIS 2013) 202.
- [8] E. Leader, A.V. Sidorov, D.B. Stamenov, in *Proceedings of the XV Advanced Research Workshop on High Energy Spin Physics, (DSPIN-13), October 8-12, 2013, Dubna, Russia*, edited by A.V. Efremov and S.V. Goloskokov, Dubna, 2014, pp 124-130 (<http://theor.jinr.ru/~spin/2013/proceedings13.pdf>); [arXiv:1312.5200].
- [9] D. de Florian, R. Sassot, M. Epele, R.J. Hernandez-Pinto, M. Stratmann, Phys. Rev. D **91** (2015) 014035.
- [10] A.D. Martin, W.J. Stirling, R.S. Thorne, and G. Watt, Eur. Phys. J. C **63** (2009) 189.
- [11] M. Stratmann and W. Vogelsang, Phys. Rev. D **64** (2001) 114007.
- [12] A.D. Martin, R.G. Roberts, W.J. Stirling, and R.S. Thorne, Eur. Phys. J. C **28** (2003) 455.
- [13] M. Stolarski, arXiv:1407.3721 [hep-ex].