

Evolution of electronic states in n-type copper oxide superconductor via electric double layer gating

Kui Jin^{1,2,3}, Wei Hu¹, Beiyi Zhu¹, Dohun Kim^{3,4}, Jie Yuan¹, Tao Xiang^{1,2}, Michael S. Fuhrer^{3,5}, Ichiro Takeuchi⁶, Richard. L. Greene³

¹Beijing National Laboratory for Condensed Matter Physics, Institute of Physics, Chinese Academy of Sciences, Beijing 100190, China

²Collaborative Innovation Center of Quantum Matter, Beijing, 100190, China

³Center for Nanophysics and Advanced Materials and Department of Physics, University of Maryland, College Park, Maryland 20742, USA

⁴Department of Material Science and Engineering, Yonsei University, Seoul 120-749, Republic of Korea

⁵ School of Physics, Monash University, Melbourne, Victoria 3800, Australia

⁶Department of Materials Science and Engineering, University of Maryland, College Park, Maryland 20742, USA

Email: kuijin@iphy.ac.cn

Since the discovery of n-type copper oxide superconductors, the evolution of electron- and hole-bands and its relation to the superconductivity have been seen as a key factor in unveiling the mechanism of high- T_c superconductors. So far, the occurrence of electrons and holes in n-type copper oxides has been achieved by chemical doping, pressure, and/or deoxygenation. However, the observed electronic properties are blurred by the concomitant effects such as change of lattice structure, disorder, etc. Here, we report on successful tuning the electronic band structure of n-type $\text{Pr}_{2-x}\text{Ce}_x\text{CuO}_4$ ($x = 0.15$) ultrathin films, via the electric double layer transistor technique. Abnormal transport properties, such as multiple sign reversals of Hall resistivity in normal and mixed states, have been revealed within an electrostatic field in range of -2 V to +2 V, as well as varying the temperature and magnetic field. In the mixed state, the intrinsic anomalous Hall conductivity invokes the contribution of both electron and hole-bands as well as the energy dependent density of states near the Fermi level. The two-band model can also describe the normal state transport properties well, whereas the carrier concentrations of electrons and holes are always enhanced or depressed simultaneously in electric fields. This is in contrast to the scenario of Fermi surface reconstruction by antiferromagnetism, where an anti-correlation between electrons and holes is commonly expected. Our findings paint the picture where Coulomb repulsion

plays an important role in the evolution of the electronic states in n-type cuprate superconductors.

The first n-type (electron-doped) copper oxide superconductor, $\text{Nd}_{2-x}\text{Ce}_x\text{CuO}_4$ (NCCO), was discovered in 1989^{1,2}. Soon after, comparisons between electric and thermoelectric transport measurements revealed that the optimally doped NCCO ($x = 0.15$) actually contained both electron and hole charge carriers³, later confirmed by the angular-dependent photoemission spectroscopy (ARPES)^{4,5} and the magnetoresistance quantum oscillation experiments^{6,7}. The coexistence of electron and hole charge carriers has been observed in other n-type copper oxide superconductors as well, such as the optimally doped $\text{La}_{2-x}\text{Ce}_x\text{CuO}_4$ ^{8,9} and $\text{Pr}_{2-x}\text{Ce}_x\text{CuO}_4$ ^{10,11}. Therefore, the competition between electron- and hole-bands becomes a common feature in n-type copper oxide superconductors¹².

A typical picture for this coexistence of electron- and hole-bands comes from a Fermi surface reconstruction. Here, a commensurate (π,π) spin-density-wave (SDW) or antiferromagnetism (AFM) order results in band folding of a large full hole Fermi surface, leading to a new Fermi surface with both electron- and hole-pockets at $(\pi,0)$ and $(\pi/2,\pi/2)$, respectively^{13,14}. This picture can be used to explain some intriguing properties, e.g. the kink in Hall coefficient¹⁰, the strange metal behavior¹⁵, the anomalous temperature dependent superfluid density¹⁶, and the in-plane anisotropic magnetoresistance^{17,18}, as a function of Ce doping. Meanwhile, AFM order and spin fluctuations have indeed been observed by neutron scattering, spanning over the underdoped regime¹⁹ and extending to the overdoped side²⁰ in the (T, x) phase diagram. Thus, the evolution of electronic states by Ce dopants (x) is naturally associated with the Fermi surface reconstruction induced by AFM, invoking the relation between AFM and superconductivity²¹. Besides Ce substitution, other methods such as deoxygenation²², irradiation²³, and pressure²⁴ have also been used to explore the two-band feature. However, in these cases the intrinsic electronic properties are always obscured by the concomitant lattice change and disorder.

Recently, the electric double-layer transistor (EDLT), technique has been developed to generate very large electric field and accumulating high-density charge carriers to $10^{14} \sim 10^{15} \text{ cm}^{-2}$ at the interface between a sample and an ionic liquid²⁵. The EDLTs can tune electronic band structures of various materials. Namely, a gate voltage of several volts can realize the same effect as application of hundreds of volts in traditional solid gated

MOSFETs, which is prohibitive in reality due to the gate leakage current in solid-state dielectrics. A series of remarkable experiments have been carried out on materials such as $\text{La}_{2-x}\text{Sr}_x\text{CuO}_4$ ²⁶, $\text{YBa}_2\text{Cu}_3\text{O}_{7-\delta}$ ^{27, 28}, ZrNCl ²⁹, SrTiO_3 ³⁰, and KTaO_3 ³¹, where electrostatic modulation of carriers was used to demonstrate turning superconductivity on/off. Moreover, electrostatic gating using EDLT has been effective in probing emergent electronic phases and mapping comprehensive electronic phase diagrams^{26,27}.

In this paper, we exploit EDLT to uncover the interrelationship between electron- and hole-bands in an *n*-type copper oxide superconductor. We study $\text{Pr}_{2-x}\text{Ce}_x\text{CuO}_4$ ($x = 0.15$) ultrathin films under electrostatically doping via ionic liquid. In the mixed state, an abnormal temperature- and field-dependent Hall resistivity is observed, which is remarkably suppressed in a positive electrostatic field. Meanwhile, the pristine positive Hall signal is reversed in the normal state. The rich Hall information in the mixed state invokes a consideration of energy dispersion near the Fermi surface, as well as the two-band feature. However, in the normal state, though the two-band model can account for both longitudinal resistivity (ρ_{xx}) and Hall resistivity (ρ_{xy}), the charge carrier concentrations of electrons and holes are always simultaneously increased/decreased in positive/negative electrostatic field, in contrast to the commonly expected anti-correlation between them, where the Fermi surface reconstruction results in reduced holes but enhanced electrons. Our results suggest that a dramatic change of electronic states arises within the regime of AFM or SDW. We therefore propose that the Coulomb repulsion must play an important role in the evolution of electronic states in this system.

The $\text{Pr}_{2-x}\text{Ce}_x\text{CuO}_4$ (PCCO, $x = 0.15$) ultrathin films were fabricated on (00 $\bar{1}$)-oriented SrTiO_3 substrates by a pulsed laser deposition technique¹⁰. The optimized PCCO sample (~ 7 unit cells, see Supplementary Note for discussion on effective thickness) starts to show superconductivity at 20 K, comparable to the bulk T_c . The transition width is broader than thicker films as is usually the case^{26,27}. After patterning into a standard Hall bar for ρ_{xx} and ρ_{xy} measurements as illustrated in Figure 1a, we chose DEME-TFSI as the ionic-liquid dielectric (IL) to guarantee the best tunability. The gate voltage V_g is applied above the melting point of the IL (180 K for DEME-TFSI). The threshold voltage for electrochemical reaction (beyond which the resistance changed irreversibly) was found to be ~ 2.5 V for PCCO/DEME-TFSI; for the data reported below $|V_g| \leq 2$ V and the resistivity was reproducible on cooling and re-warming to >180 K. The electric transport data were then

taken by sweeping the magnetic field at a fixed temperature T , so that the Hall signal could be precisely determined³². The measurements of ρ_{xx} and ρ_{xy} were carried out at designated temperatures, 20, 15, and 10 K, corresponding to onset, zero resistance, and below T_c , respectively.

Figure 1b shows temperature dependent resistivity $\rho_{xx}(T)$ at zero magnetic field with V_g equal to -2, 0, +2 V. The resistivity is apparently tuned with the T_c almost unaffected as shown in the lower inset. Compared to the value at 0 V, the resistivity is enhanced for $V_g = -2$ V and reduced for $V_g = +2$ V. Once the measurement in electrostatic fields was done, the resistivity was rechecked by sweeping the electric field above the melting point of DEME-TFSI. As demonstrated in the upper inset of Figure 1b, the ρ_{xx} curve at 210 K after the gating experiments is reversible against the applied bias voltage, and overlap with the pristine data, which excludes an electrochemical reaction as the source of the change of electronic states in the present work.

Although the T_c remains the same, there is a dramatic change in ρ_{xy} at low temperatures, as tuned by the electrostatic field. In Fig. 2, ρ_{xx} and ρ_{xy} are displayed as T (10, 15, and 20 K), B (-9 to 9 T), and V_g (-2, 0, +2 V). For clarity, we summarize the distinct feature of ρ_{xx} and ρ_{xy} as follows: i) After the superconductivity is suppressed by the magnetic field, $\rho_{xx}(B)$ is reduced from -2 to +2 V, not surprising as extrapolated from the high temperature resistivity; ii) above the upper critical field (B_{c2}), the normal state ρ_{xy} is positive without gating, which is slightly enhanced in -2 V. It is tuned to negative in +2 V at 10 K and 15 K; iii) below B_{c2} , a huge peak in ρ_{xy} is observed at 0 V once the sample enters into the mixed state. Moreover, the sign of the peak is reversed, i.e. positive at 15 K but negative at 10 K; iv) remarkably, the peak is retained in -2 V, but smeared out in +2 V.

The Hall resistivity manifests its complexity as 1) in the normal state, the sign reversal with decreasing temperature and in positive electric field, and 2) in the mixed state, the appearance of a huge peak and its sign reversal versus temperature in zero and negative electric fields, but suppressing in positive electric field. Since it has been argued that Hall conductivity is a better quantity to exhibit vortex dynamics in the mixed state³³, we also plot the corresponding Hall conductivity $\sigma_{xy} (\equiv \frac{\rho_{xy}}{\rho_{xx}^2 + \rho_{xy}^2})$ as seen in Figures 3a, 3b, and 3c. Consequently, some subtle features becomes more discernible. For instance, the tiny peak

at ~ 0.06 T in 0, -2V (Figure 2f) becomes prominent in the $\sigma_{xy}(B)$ plot (Figure 3c), where the σ_{xy} drops quickly and changes sign as the mixed state is entered.

In the mixed state, the Hall conductivity consists of two parts, σ_{xy}^f from the vortex motion and σ_{xy}^n from the quasiparticles inside the core of the vortices. According to the time-dependent Ginzburg-Landau (TDGL) equation derived from the BCS theory, there is a simple relation of $\sigma_{xy}^f \sim \gamma_2 (B_{c2} - B)/B$ near B_{c2} ³⁴. Here, $\gamma_2 \propto \frac{\partial N(\mu)}{\partial \mu} |_{\mu=E_F}$, with $N(\mu)$ the chemical potential dependent density of states and E_F the Fermi energy³⁵. Without loss of generality, the Hall conductivity can thus be written as $\sigma_{xy} = \sigma_{xy}^n + \frac{C_1}{B} + \text{constant}$. This expression does work for our experimental $\sigma_{xy}(B)$ as demonstrated in Figures 3a, 3b, and 3c, where the blue dashed lines are the fits (see Supplementary Information). The temperature dependent C_1 is plotted in Fig 3d, which has opposite sign at 10 K and 15 K in all electrostatic fields. And, the amplitude is notably suppressed at +2 V. Since the C_1 is associated with the energy derivative of the density states at the Fermi level, the abrupt change in both amplitude and sign in such a narrow temperature range implies a novel electronic state. As found by Sr dopants in hole-doped $\text{La}_{2-x}\text{Sr}_x\text{CuO}_4$, the sign reversal of C_1 is ascribed to experiencing a van Hove singularity with increasing Sr doping, resulting in a remarkable change in the density of states and affecting T_c prominently³⁶. In our case, such a dramatic change of $C_1(T)$ more likely originates from the competition between two bands since the T_c of the electrostatic doped PCCO remains the same as discussed below.

A two-band model is thereby expected to capture the main characteristics of the normal-state ρ_{xx} and ρ_{xy} . For a simple two-carrier Drude model, the ρ_{xx} and ρ_{xy} are expressed as,
$$\rho_{xx}(B) = \frac{(\sigma_h + \sigma_e) + \sigma_h \sigma_e (\sigma_h R_h^2 + \sigma_e R_e^2) B^2}{(\sigma_h + \sigma_e)^2 + \sigma_h^2 \sigma_e^2 (R_h - R_e)^2 B^2} \quad \text{and} \quad \rho_{xy}(B) = \frac{\sigma_h^2 R_h - \sigma_e^2 R_e - \sigma_h^2 \sigma_e^2 R_h R_e (R_h - R_e) B^2}{(\sigma_h + \sigma_e)^2 + \sigma_h^2 \sigma_e^2 (R_h - R_e)^2 B^2} B$$
 where $\sigma_i = \frac{n_i q^2 \tau_i}{|m_i^*|}$ and $R_i = \frac{1}{|n_i q|}$. The n , τ , and m^* represent charge carrier concentration, relaxation time, and effective mass, respectively. The subscript $i = h$ or e correspond to the hole or electron band. The experimental data of ρ_{xx} and ρ_{xy} were fitted at the same time (red dashed lines in Figure 2) to arrive at the best self-consistent fitting parameters. As fitted by the two-band model, the carrier concentration falls in the range of $10^{19} \sim 10^{20} \text{ cm}^{-3}$, in agreement with the values estimated from the ARPES data¹¹. Note that using a single band

model to fit the data would give an unreasonable charge carrier concentration of ($\sim 10^{23}$ cm^{-3}).

We find that, n_e and n_h at fixed temperatures are always simultaneously enhanced in the positive electric field and reduced in the negative electric field, which is unusual in that typically an anti-correlation between n_e and n_h is expected from any aspect of electrostatic doping or the reconstruction of Fermi surface. Intuitively, the electric field will attract one type of charge carriers but repel the other. The evolution of a large hole Fermi surface into small hole and electron pockets, caused by the reconstruction, will lead to a competition between n_e and n_h as well. Thus, the simultaneous enhancement or reduction of n_e and n_h is unexpected. Another puzzling observation is that the electrostatic doping results in a dramatic change in Hall signal whereas the T_c remains the same.

Xiang *et al*³⁷ have proposed that Fermi surface reconstruction by AFM or SDW is not the sole picture to account for the coexistence of electron and hole bands. In their picture, electrons and holes come from the upper Hubbard band and the Zhang-Rice singlet band (via hybridization among Cu 3d and O 2p orbitals), respectively. For the parent compound ($x = 0$) the correlation energy U , from either the on-site Coulomb repulsion or between Cu 3d and O 2p bands, separates the electron and hole bands. U decreases with increasing doping, so the first appearance of the electron band (i.e., crossing the Fermi surface) will gradually pull up the hole band, resulting in the coexistence of electron and hole pockets on the Fermi surface. In this case, the tuning of U by electrostatic doping accounts for the unexpected correlation between n_e and n_h . Moreover, it is pointed out that the T_c is controlled by the distance (D) between electron and hole Fermi pockets in momentum space. Since the calculated conductivities, mean free paths, and effective masses of electrons and holes are almost equal in values as seen in Figures 4a, 4b, and 4c, a small tuning between the electron and hole bands can cause the sign reversal but keep the T_c if the distance D is not obviously affected.

We now turn to the origin of the huge peak in $\rho_{xy}(B)$, at $V_g = -2$ V and 0 V and $T = 10$ K and 15 K. Our reversible electrostatic tuning is not expected to introduce considerable additional pinning centers, thus, we rule out a pinning change as the primary cause³⁸. The cutoff of the mean free path (l) by the vortex core can also possibly induce an abrupt change in ρ_{xy} , whereas this requires a clear difference between l_e and l_h , which is also not

the case (see Fig. 3a). Considering the vortex motion analog to that in superfluid ^4He , Hagen *et al*³⁹ have obtained $v_p \propto (\frac{\hbar\rho_s}{m^*} - \eta')$, where \mathbf{v}_p is the flux-line velocity parallel to the applied transport current, ρ_s is the superfluid density, and η' is the viscosity factor of flux line in the normal direction. The \mathbf{v}_p can generate a transverse electric field given by Faraday's law, $\mathbf{E} = -\frac{\mathbf{v}_p \times \mathbf{B}}{c}$. In this framework, the appearance of the huge peak in -2 V, 0 V could be linked to the sudden increase of the superfluid density upon entering into the mixed state, but the suppression of the peak in +2 V remains a mystery, subject to further research.

In conclusion, we have succeeded in tuning optimally doped PCCO ($x = 0.15$) ultrathin films via EDLT and observed a complex Hall signal as a function temperature, magnetic field, as well as electric field. In the mixed state, the dramatic change of Hall conductivity invokes the presence of two-type carriers. In the normal state, although the two-band model can fit the resistivity and the Hall resistivity well at the same time, the simultaneous enhancement or reduction of electrons and holes indicates the tuning of electronic state stays within the range of the AFM or SDW phase. The T_c remains constant with electrostatic doping yet a dramatic change in electronic state has been observed. To reconcile these observations, we therefore suggest that the Coulomb repulsion, tunable in the electrostatic field, is playing an important role.

Acknowledgements

We would like to thank A. Baker for the assistance to synthesize thin films. This research was supported by the National Key Basic Research Program of China (2015CB921000), the Strategic Priority Research Program (B) of the Chinese Academy of Sciences (XDB07020100), the National Natural Science Foundation of China Grant (11474338), the National Science Foundation (DMR-1104256 and 1410665), AFOSR-MURI (FA9550-09-1-0603), and AFOSR (FA95501410332).

Additional information

Competing financial interests: The authors declare no competing financial interests.

References

1. Tokura, Y., Takagi, H. & Uchida, S. A superconducting copper oxide compound with electrons as the charge carriers. *Nature* **337**, 345 (1989).
2. Takagi, H., Uchida, S. & Tokura, Y. Superconductivity produced by electron doping in CuO_2 -layered compounds. *Phys. Rev. Lett.* **62**, 1197 (1989).
3. Jiang, W. *et al.* Anomalous transport properties in superconducting $\text{Nd}_{1.85}\text{Ce}_{0.15}\text{CuO}_{4\pm\delta}$. *Phys. Rev. Lett.* **73**, 1291 (1994).
4. Armitage, N. P. *et al.* Doping dependence of an n-type cuprate superconductor investigated by angle-resolved photoemission spectroscopy. *Phys. Rev. Lett.* **88**, 257001 (2002).
5. Matsui, H. *et al.* Evolution of the pseudogap across the magnet-superconductor phase boundary of $\text{Nd}_{2-x}\text{Ce}_x\text{CuO}_4$. *Phys. Rev. B* **75**, 224514 (2007).
6. Helm, T. *et al.* Evolution of the Fermi surface of the electron-doped high-temperature superconductor $\text{Nd}_{2-x}\text{Ce}_x\text{CuO}_4$ revealed by Shubnikov–de Haas oscillations. *Phys. Rev. Lett.* **103**, 157002 (2009).
7. Helm, T. *et al.* Magnetic breakdown in the electron-doped cuprate superconductor $\text{Nd}_{2-x}\text{Ce}_x\text{CuO}_4$: the reconstructed Fermi surface survives in the strongly overdoped regime. *Phys. Rev. Lett.* **105**, 247002 (2010).
8. Jin, K. *et al.* Coexistence of superconductivity and ferromagnetism in a dilute cobalt-doped $\text{La}_{1.89}\text{Ce}_{0.11}\text{CuO}_{4\pm\delta}$ system. *Phys. Rev. B* **74**, 094518 (2006).
9. Jin, K. *et al.* Low-temperature Hall effect in electron-doped superconducting $\text{La}_{2-x}\text{Ce}_x\text{CuO}_4$ thin films. *Phys. Rev. B* **78**, 174521 (2008).
10. Dagan, Y. *et al.* Evidence for a quantum phase transition in $\text{Pr}_{2-x}\text{Ce}_x\text{CuO}_{4-\delta}$ from transport measurements. *Phys. Rev. Lett.* **92**, 167001 (2004).
11. Li, P. C., Balakirev, F. F. & Greene, R. L. High-field Hall resistivity and magnetoresistance of electron-doped $\text{Pr}_{2-x}\text{Ce}_x\text{CuO}_{4-\delta}$. *Phys. Rev. Lett.* **99**, 047003 (2007).
12. Armitage, N. P., Fournier, P. & Greene, R. L. Progress and perspectives on electron-doped cuprates. *Rev. Mod. Phys.* **82**, 2421-2487 (2010).
13. Lin, J. & Millis, A. Theory of low-temperature Hall effect in electron-doped cuprates. *Phys. Rev. B* **72**, 214506 (2005).
14. Kusko, C. *et al.* Fermi surface evolution and collapse of the Mott pseudogap in $\text{Nd}_{2-x}\text{Ce}_x\text{CuO}_{4\pm\delta}$. *Phys. Rev. B* **66**, 140513 (2002).
15. Fournier, P. *et al.* Insulator-metal crossover near optimal doping in $\text{Pr}_{2-x}\text{Ce}_x\text{CuO}_4$: anomalous normal-state low temperature resistivity. *Phys. Rev. Lett.* **81**, 4720 (1998).
16. Luo, H. G. & Xiang, T. Superfluid response in electron-doped cuprate superconductors. *Phys. Rev. Lett.* **94**, 027001 (2005).
17. Yu, W. *et al.* Transport evidence of a magnetic quantum phase transition in electron-doped high-temperature superconductors. *Phys. Rev. B* **76**, 020503 (2007).
18. Jin, K. *et al.* Evidence for antiferromagnetic order in $\text{La}_{2-x}\text{Ce}_x\text{CuO}_4$ from angular magnetoresistance measurements. *Phys. Rev. B* **80**, 012501 (2009).
19. Motoyama, E. M. *et al.* Spin correlations in the electron-doped high-transition-temperature superconductor $\text{Nd}_{2-x}\text{Ce}_x\text{CuO}_{4\pm\delta}$. *Nature* **445**, 186 (2007).
20. Fujita, M. *et al.* Low-energy spin fluctuations in the ground states of electron-doped $\text{Pr}_{1-x}\text{La}_x\text{Ce}_x\text{CuO}_{4\pm\delta}$ cuprate superconductors. *Phys. Rev. Lett.* **101**, 107003 (2008).
21. Jin, K. *et al.* Link between spin fluctuations and electron pairing in copper oxide superconductors. *Nature* **476**, 73 (2011).
22. Yu, W. *et al.* Oxygen-doped Mott-Hubbard cuprate superconductor $\text{La}_{1.85}\text{Y}_{0.15}\text{CuO}_{4-\delta}$ from transport measurements. *Phys. Rev. B* **75**, 020503 (2007).
23. Higgins, J. S. *et al.* Role of oxygen in the electron-doped superconducting cuprates. *Phys. Rev. B* **73**, 104510 (2006).
24. Rotundu, C. R. *et al.* High-pressure effects on single crystals of electron-doped $\text{Pr}_{2-x}\text{Ce}_x\text{CuO}_4$. *Phys. Rev. B* **87**, 024506 (2013).
25. Hwang, H. Y. *et al.* Emergent phenomena at oxide interfaces. *Nature Mater.* **11**, 103-113 (2012).

26. Bollinger, A. T. *et al.* Superconductor-insulator transition in $\text{La}_{2-x}\text{Sr}_x\text{CuO}_4$ at the pair quantum resistance. *Nature* **472**, 458-460 (2011).
27. Leng, X. *et al.* Electrostatic control of the evolution from a superconducting phase to an insulating phase in ultrathin $\text{YBa}_2\text{Cu}_3\text{O}_{7-x}$ films. *Phys. Rev. Lett.* **107**, 027001 (2011).
28. Leng, X. *et al.* Indications of an electronic phase transition in two-dimensional superconducting $\text{YBa}_2\text{Cu}_3\text{O}_{7-x}$ thin films induced by electrostatic doping. *Phys. Rev. Lett.* **108**, 067004 (2012).
29. Ye, J. T. *et al.* Liquid-gated interface superconductivity on an atomically flat film. *Nature Mater.* **9**, 125-128 (2010).
30. Ueno, K. *et al.* Electric-field-induced superconductivity in an insulator. *Nature Mater.* **7**, 855-858 (2008).
31. Ueno, K. *et al.* Discovery of superconductivity in KTaO_3 by electrostatic carrier doping. *Nature Nanotechnol.* **6**, 408-412 (2011).
32. Jin, K. *et al.* Anomalous magnetoresistance in the spinel superconductor LiTi_2O_4 . *Nature Commun.* **6**, 7183 (2015).
33. Vinokur, V. M. *et al.* Scaling of the Hall resistivity in high- T_c superconductors. *Phys. Rev. Lett.* **71**, 1242-1245 (1993).
34. Troy, R. J. & Dorsey, A. T. Transport properties and fluctuations in type-II superconductors near H_{c2} . *Phys. Rev. B* **47**, 2715-2724 (1993).
35. Fukuyama, H., Ebisawa, H. & Tsuzuki, T. Fluctuation of order parameter and Hall effect. *Prog. Theor. Phys.* **46**, 1028 (1971).
36. Matsuda, Y. *et al.* Hall anomaly in the vortex state of $\text{La}_{2-x}\text{Sr}_x\text{CuO}_4$. *Phys. Rev. B* **52**, R15749-R15752 (1995).
37. Xiang, T. *et al.* Intrinsic electron and hole bands in electron-doped cuprate superconductors. *Phys. Rev. B* **79**, 014524 (2009).
38. Zhu, B. Y. *et al.* Sign reversal of the mixed-state Hall resistivity in type-II superconductors. *Phys. Rev. B* **60**, 3080-3083 (1999).
39. Hagen, S. *et al.* Anomalous Hall effect in superconductors near their critical temperatures. *Phys. Rev. B* **41**, 11630-11633 (1990).

Figure 1 Electric double-layer transistor (EDLT) and resistivity. (a) Schematic of gate configuration for charge transfer doping with DEME-TFSI ionic liquid electrolyte. Pt wire is used as gate electrode. (b) Temperature dependent resistivity of optimal doping $\text{Pr}_{2-x}\text{Ce}_x\text{CuO}_4$ ($x = 0.15$) ultrathin film. The resistivity of the normal state is enhanced in -2 V and reduced in +2 V. The ρ - T curves are enlarged near the transition temperature T_c in the lower inset. T_c is almost unaffected by electrostatic field, and the onset $T_c = 20$ K, which is comparable to the value of bulk. The transition width is broader than thicker film as usual in ultrathin film. At 210 K, the ionic liquid used is in liquid state and the gate voltage applied can be continuously changed. The upper inset shows the gate voltage dependent resistivity before (blue) and after (pink) the gating experiment. Both curves are reversible and overlap with each other, which excludes an electrochemical reaction as the source of the change of electronic states in this work.

Figure 2 Temperature, magnetic field, and electrostatic field dependent ρ_{xx} and ρ_{xy} with $B \perp ab$ -plane. (a), (c) and (e) Magnetic field dependent resistivity in -2, 0, +2 V and at 10, 15, 20 K, respectively. The resistivity of the normal state is reduced from -2 to +2 V. (b), (d) and (f) Magnetic field dependent Hall resistivity in -2, 0, +2 V and at 10, 15, 20 K, respectively. In the normal state, ρ_{xy} is positive without gating, slightly enhanced in -2 V but tuned to negative in +2 V at 10 K and 15 K. Once in the mixed state, a huge peak in ρ_{xy} emerges at 0 V and the sign of the peak is reversed, i.e. positive at 15 K but negative at 10 K. Moreover, the peak is retained in -2 V, but smeared out in +2 V. The red dashed lines represent fittings to ρ_{xx} and ρ_{xy} simultaneously using the two-band model.(see text)

Figure 3 Temperature, magnetic field, and electrostatic field dependent Hall conductivity. (a), (b) and (c) Magnetic field dependent Hall conductivity in -2, 0, +2 V and at 10, 15, 20 K, respectively. The Hall conductivity can be fit by $\sigma_{xy} = \sigma_{xy}^n + \frac{C_1}{B} + \text{const}$ (blue dashed lines), and C_1 is proportional to $\frac{\partial N(\mu)}{\partial \mu} \Big|_{\mu=E_F}$. Red dashed lines are the fittings to the normal states. In order to zoom in the feature at low magnetic field, the x axis in (a) and (b) is plotted in logarithmic scale. (d) Temperature and electrostatic field dependent C_1 . Dashed lines are drawn to guide the eye. The abrupt change in both amplitude and sign in such a narrow temperature range indicates a dramatic change of electronic states.

Figure 4 Fitting quantities and schematic diagram. (a), (b) and (c) Relative conductivities, mean free paths, and effective masses of holes to electrons, respectively. The values of these quantities only slightly deviate from unity with varying temperature and electrostatic field. (d) SDW boundary (dashed line) is taken from Ref.17, where the Fermi surface reconstruction happens at $x_{FS} \sim 0.16$. The inset shows the temperature and electrostatic dependent carrier concentrations. The carrier concentrations of electrons and holes are always enhanced or depressed simultaneously in +2 V, or -2 V

respectively. The tuning of electronic state stays within the range of the AFM or SDW phase, so here we put the inset inside the SDW phase.

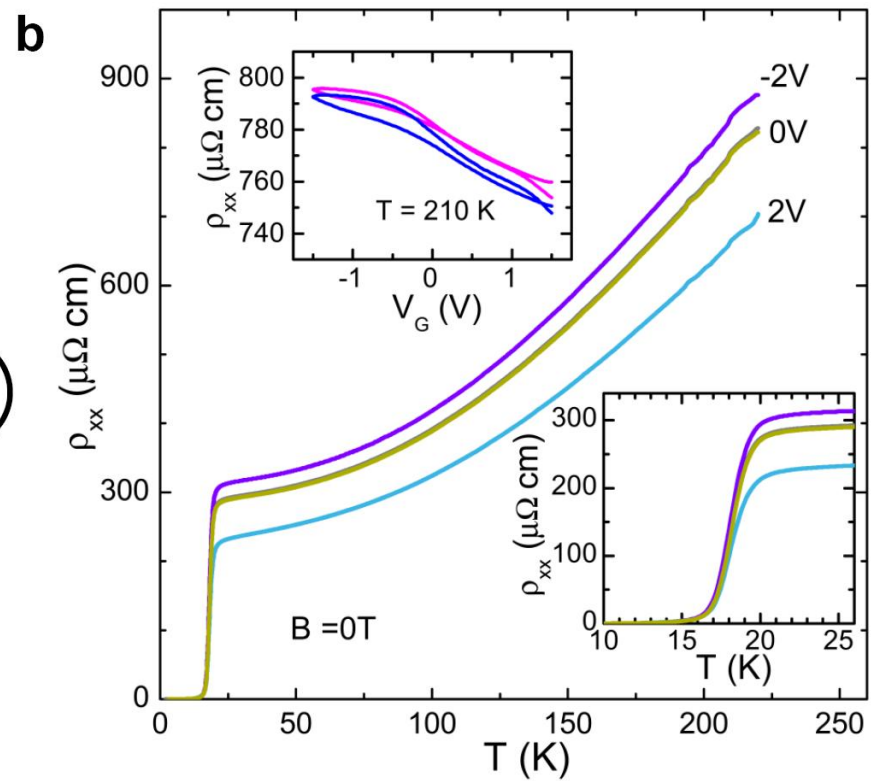
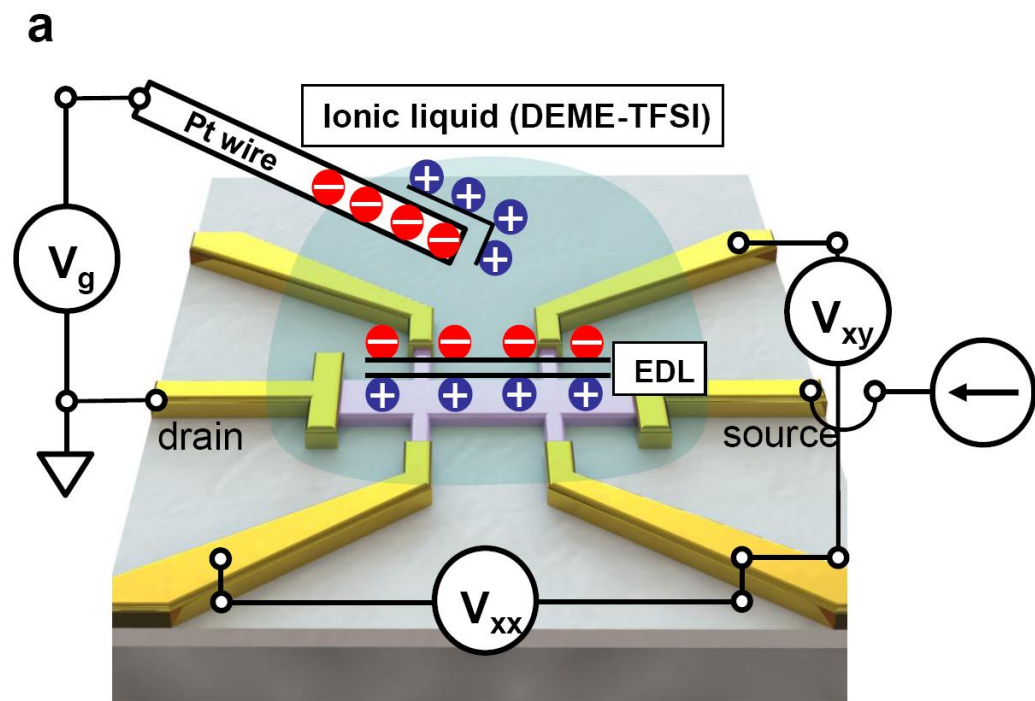


Figure 1

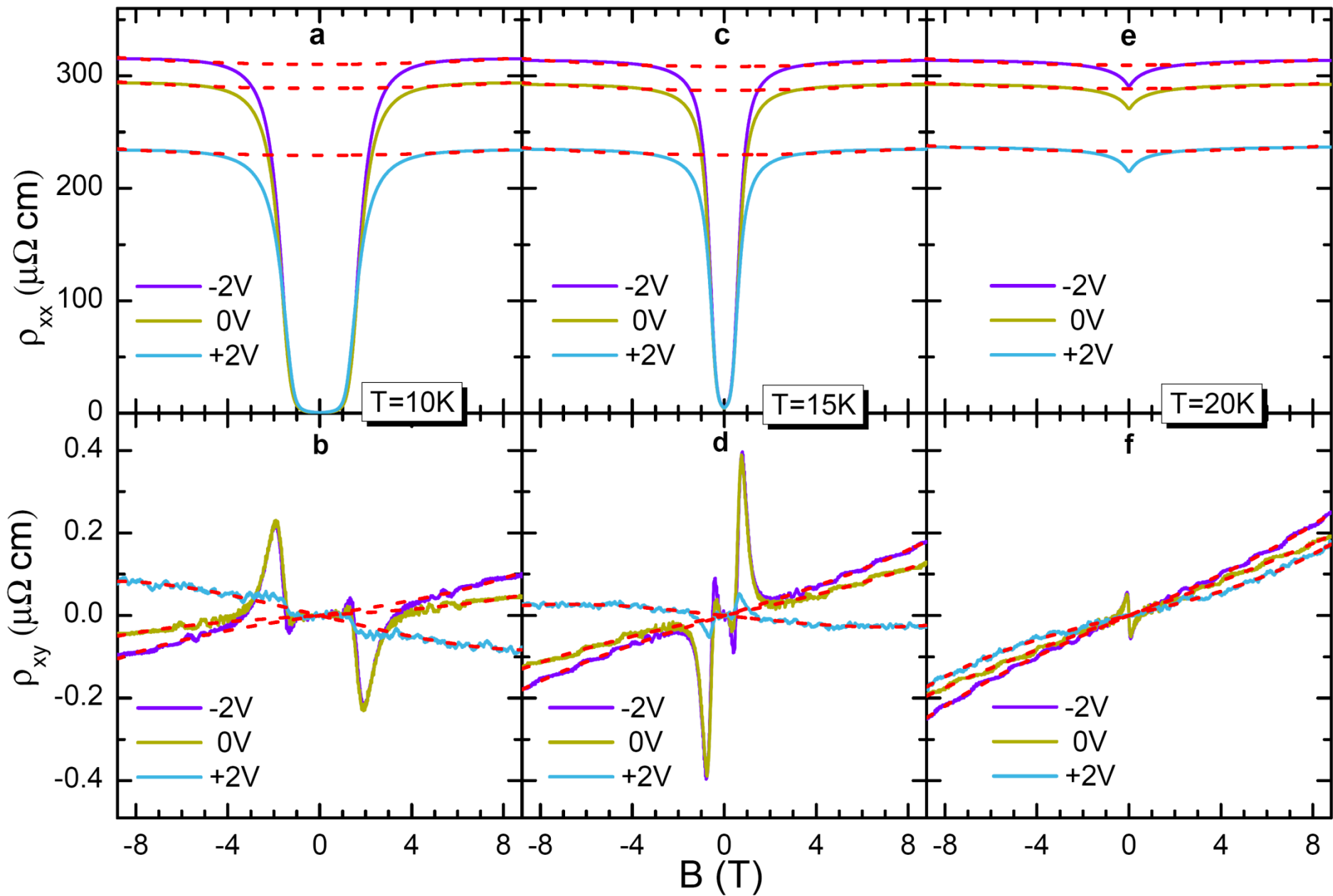


Figure 2

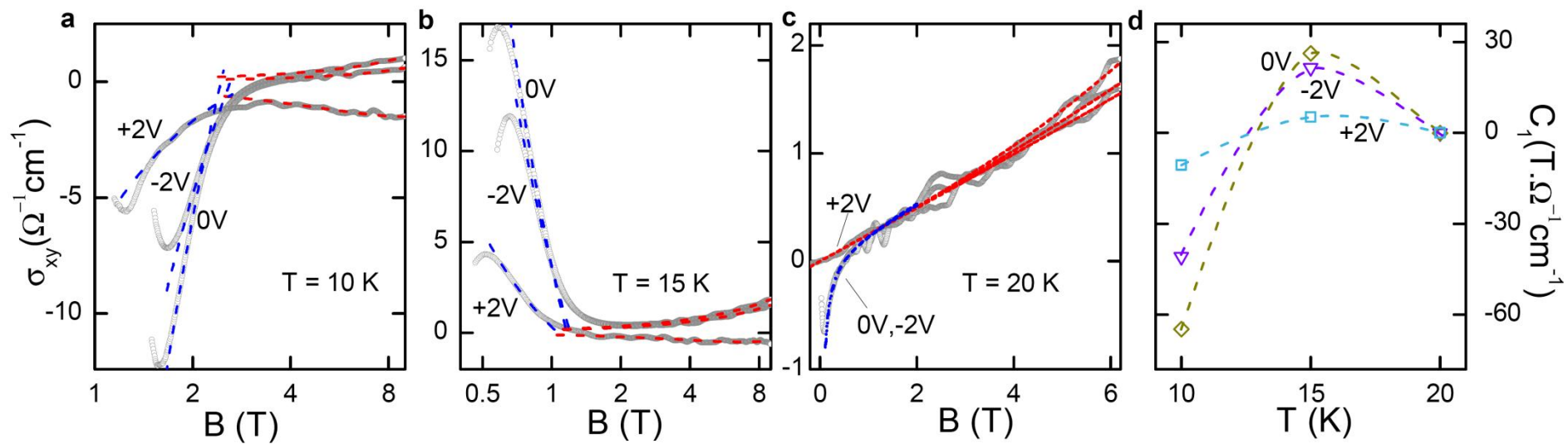


Figure 3

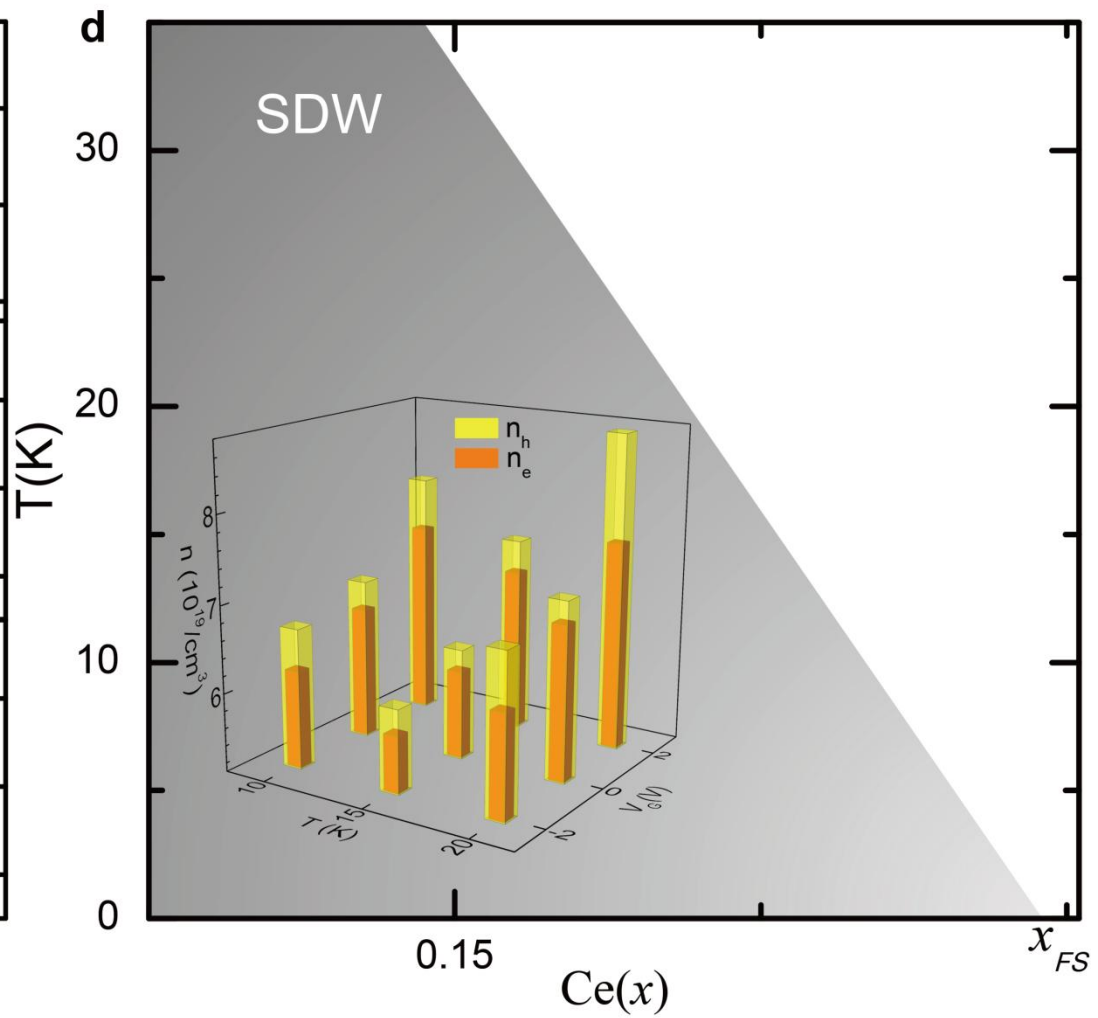
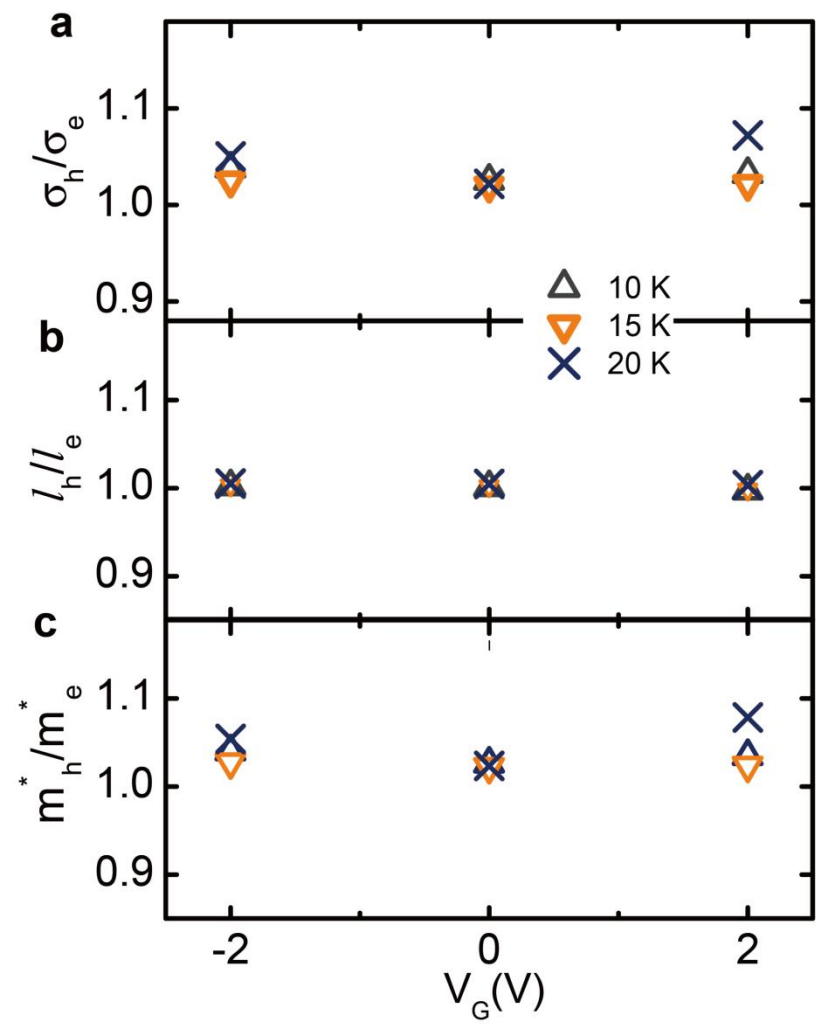


Figure 4