

Orbital two-channel Kondo effect in epitaxial ferromagnetic $L1_0$ -MnAl films

L. J. Zhu,^{1,2} S. H. Nie,¹ P. Xiong,³ P. Schlottmann,³ J. H. Zhao^{*1}

¹State Key Laboratory of Superlattices and Microstructures, Institute of Semiconductors,
Chinese Academy of Sciences, P. O. Box 912, Beijing 100083, China

²Institut für Physik, Martin-Luther-Universität Halle-Wittenberg, von-Danckelmann-Platz 3, Halle 06120, Germany

³Department of Physics, Florida State University, Tallahassee, Florida 32306, USA

The Kondo effect is a striking consequence of the coupling of itinerant electrons to a localized quantum spin impurity with a degenerate ground state. In the intricate scenario of two conduction electrons compensating a spin-1/2 impurity, the overscreened two-channel Kondo (2CK) effect displaying exotic non-Fermi liquid behavior arises. As direct observation of the spin 2CK effect is difficult due to the strict requirements of zero local magnetic field and channel symmetry, a different type of 2CK effect with a pseudo-spin-1/2 impurity of two-level system (TLS) was proposed, which is termed orbital 2CK effect. Despite extensive experimental efforts for several decades, previous experiments on nonmagnetic systems have not uncovered any material which exhibits all three transport temperature regimes characteristic of the 2CK effect, making the interpretation of the results open questions. Here we present a clear experimental realization of highly robust orbital 2CK effect in epitaxial ferromagnetic $L1_0$ -MnAl films, as evidenced by a low-temperature (T) resistivity upturn with a clear transition from a $\ln T$ -dependence to $T^{1/2}$ -dependence and deviation from it in three distinct T regimes, which are independent of applied magnetic fields up to 8 T. The unprecedented tunability of the density of TLSs, Kondo temperature (T_K) and energy splitting of the TLSs (Δ) in this material system by varying growth parameters leads to the new insight on the origin of the orbital 2CK effect. The T_K and Δ are greatly enhanced in comparison to those in other systems exhibiting orbital 2CK, suggesting strong coupling between the tunneling centers with conduction electrons via resonant scattering. Our results also provide the first evidence for the presence of 2CK physics in a ferromagnet, pointing to considerable robustness of the orbital 2CK effect even in the presence of ferromagnetic ordering and significant spin polarization of the conduction electrons.

Key words: Kondo effect, Non-Fermi liquid, Strongly correlated electron systems, Magnetic anisotropy

PACS numbers: 72.15.Qm, 71.10.Hf, 71.27.+a, 75.30.Gw

The overscreened two-channel Kondo (2CK) effect displaying exotic non-Fermi-liquid (NFL) physics has attracted widespread interest in recent years, especially due to their potential relevance to a host of current topics including strongly correlated physics, Majorana fermions, high- T_c superconductors, topological insulators, and quantum computation¹⁻⁶. In spin 2CK effect, a spin-1/2 impurity couples to conduction electrons in two equal orbital channels via an exchange interaction⁶⁻⁹. Below Kondo temperature (T_K) the 2CK model gives rise to impurity quantum criticality accompanied by exotic NFL behavior as the consequence of *two* conduction electron spins attempting to compensate the spin-1/2 impurity. However, the strict requirements of zero local magnetic field and channel symmetry make a direct observation of the *spin* 2CK effect difficult. Intriguingly, an analogous *orbital* 2CK effect was proposed to arise from scattering centers with orbital degrees of freedom, e.g. two-level systems (TLSs)¹⁰. As depicted in Fig. 1a, in a TLS, the tunneling entity (e.g., an atom, atom group, or localized electron) coherently tunnels at a rate of $10^8 \sim 10^{12} \text{ s}^{-1}$ between two independent quantum wells with asymmetry energy Δ_z , tunneling matrix element Δ_x , and energy splitting $\Delta = (\Delta_z^2 + \Delta_x^2)^{1/2}$ between the lowest two eigenstates^{11,12}. For the *noncommutative* model this problem is reduced to the 2CK case, the TLS being represented by a pseudospin 1/2 and

the spin degeneracy of the conduction electrons being the two channels^{10,13}. The orbital 2CK effect from TLSs is manifested in electrical transport by a distinct temperature (T)-dependence in resistivity (Fig. 1b): a low- T upturn characterized by $\Delta\rho \sim \ln T$ for $T > T_K$, followed by NFL behavior ($\Delta\rho \sim T^{1/2}$) for $T_D (= \Delta^2/T_K) < T \ll T_K$ and deviation from $T^{1/2}$ dependence upon further cooling^{11,12}. The $T^{1/2}$ dependence is a hallmark of the NFL state in the orbital 2CK effect, in striking contrast to the T^2 scaling of Fermi-liquid (FL) behavior in fully screened Kondo effect¹⁴. The stability of the low T orbital 2CK fixed point is an important issue. Theoretically, the fixed point is unstable to Δ , channel-symmetry breaking in the exchange coupling, and a magnetic field changing the electron population of the two channels, but stable to exchange anisotropy in the Kondo coupling^{15,16}.

Despite the intensive studies for almost 30 years, the experimental proof for the existence of the orbital 2CK effect has been far from certain. First, it remains a challenge to unambiguously demonstrate the three-regime T -dependence of resistivity of the orbital 2CK effect. Although the NFL behavior was reported in the amorphous nonmagnetic Cu and Ti point contacts (PCs) and single-crystalline diamagnetic ThAsSe glasses^{17,18}, their small Δ prevented the observation of possible deviation behavior at lower T . Furthermore, the H -dependence and microscopic mechanisms of the orbital

2CK effect have remained unsettled. Significant negative magneto-resistance (MR) and H -suppression of T_K were also reported in PCs^{17,18}. In ThAsSe, a magnetic field of up to 14 T did not affect the NFL behavior¹⁹, although present theories expect an imbalance in the channel population to produce a crossover to FL behavior²⁰. Microscopically, the dynamic tunneling centers in TLSs were interpreted as a group of nonmagnetic atoms in PCs¹⁷, whereas resonant tunneling of an electron in a polar bond transformation was argued to be responsible for the enhancement of T_K to a few K in the metallic glasses^{19,21}. Therefore, materials with TLSs of larger T_K and Δ are desirable for a thorough study of the orbital 2CK physics, including its T and H dependencies and microscopic mechanisms.

Ferromagnetic correlations are predicted to have a detrimental effect on the spin 2CK, while in the case of the orbital 2CK, a coexistence over a large T -range is possible. A crossover to FL behavior is, however, expected at low temperatures due to the asymmetry in the channel population. So far, there are two reports on orbital Kondo effect in ferromagnets^{22,23}. The ferromagnetic $\text{UAs}_{1-x}\text{Se}_{1+x}$ and $\text{Mn}_5\text{Si}_3\text{C}_x$ display a logarithmic low- T upturn in the resistivity. A crossover to FL behavior was also observed in $\text{Mn}_5\text{Si}_3\text{C}_x$ at low T . However, neither shows a $T^{1/2}$ -dependence characteristic of 2CK effect, possibly because of their low T_K , large T_D and partial polarization of the conduction electrons.

In this Letter, we report the first experimental evidence of TLS-induced orbital 2CK effect in a ferromagnetic system, $L1_0$ -MnAl epitaxial films with strong perpendicular magnetic anisotropy (PMA). We observed a low- T resistivity upturn with a clear transition from a $\ln T$ -dependence to NFL behavior signified by a $T^{1/2}$ -dependence, and deviation from it upon further cooling. The T -dependencies are independent of applied magnetic fields up to 8 T. This represents the first observation of all three theoretically-expected transport regimes from the orbital 2CK effect. The greatly enhanced T_K and Δ in this system suggest fast coherent tunneling of the TLSs and strong coupling with the conduction electrons. Moreover, the structural disorders in $L1_0$ -ordered films can be tailored by varying the growth parameters²⁴⁻²⁸, offering a convenient pathway of tuning the relevant 2CK parameters.

A series of 30 nm-thick $L1_0$ -MnAl single-crystalline films (Fig. 1c) were grown at substrate temperatures (T_s) of 200, 250, 300, 350 and 400 °C²⁹. The degree of structural disorder decreases with increasing T_s from 200 to 350 °C, and then increases when T_s goes up to 400 °C, which is evidenced by the full width at half maximum of the MnAl (002) peaks of x-ray diffraction patterns²⁹. These films exhibit strong PMA as revealed by the well-defined hysteretic anomalous Hall resistance (Fig. 1d) and perpendicular magnetization hysteresis³⁰.

Figure 1e shows the T -dependence of the zero-field longitudinal resistivity (ρ_{xx}) of the $L1_0$ -MnAl films. Each film shows a resistivity minimum at a characteristic temperature (T_m). In the high T regime ($T > T_m$), ρ_{xx} increases linearly with T due to increasing phonon scattering²⁹. Here we show that the low- T resistivity upturn in our $L1_0$ -MnAl films likely arises from the TLS-induced orbital 2CK effect. Figures 2a-2c plot the T -dependence of resistivity variation at $H=0$ T for the $L1_0$ -MnAl films, which shows distinct signatures

associated with the TLS-induced 2CK effect. In the first regime, as displayed in Fig. 2a, the resistivity increase, $\Delta\rho_{xx}$ ($\Delta\rho_{xx}=\rho_{xx}-\rho_1$, with the offset ρ_1 determined from the best linear fit of $\rho_{xx}-\ln T$)²⁹, varies linearly with $\ln T$ below a temperature T_0 for all films with different T_s , similar to the well-known single-channel Kondo (1CK) effect due to static magnetic impurities¹⁴. Here, one should note that the high T_0 rules out the possibility of contribution from two-dimensional weak localization or electron-electron interaction as the origin of the observed $\ln T$ behavior³¹. $\Delta\rho_{xx}$ deviates from the $\ln T$ dependence and transitions to a $T^{1/2}$ dependence when T drops below T_K . The $T^{1/2}$ -dependent resistivity is regarded as a distinct signature of the NFL behavior from the 2CK effect.

As can be seen in Fig. 2b, $\Delta\rho_{xx}$ ($\Delta\rho_{xx}=\rho_{xx}-\rho_2$, where ρ_2 was determined from the best linear fit of $\rho_{xx}-T^{1/2}$; ρ_1 and ρ_2 track each other²⁹) begins to increase more slowly than $T^{1/2}$ below a characteristic temperature T_D , indicating deviation from the NFL behavior. The deviation is generic, H -independent (Fig. 3a), and distinct from that induced by quantum corrections in ThAsSe which only appeared at zero field¹⁹. This is, to the best of our knowledge, the first observation of the TLS theory-expected deviation from the orbital 2CK state below T_D . We emphasize that the deviation is not due to Joule heating because the resistivities measured under AC current of 1 μA and DC current of 10 μA are virtually identical. The lower limit temperature for the $T^{1/2}$ regime is given theoretically by $T_D=\Delta^2/T_K$, from which Δ can be determined. In fully screened 1CK systems² and "frozen" slow two-state systems^{23,32}, ρ_{xx} was observed to saturate following the FL behavior ($\sim T^2$) at low T . The latter have large tunneling barrier and negligibly small Δ_x that only allow thermally-activated hopping or incoherent tunneling at a very slow rate ($\ll 10^8 \text{ s}^{-1}$)¹⁰. However, in the TLS-induced 2CK effect, it has remained unclear experimentally, how the system deviates from the NFL behavior below T_D . In order to shed light on this important issue in $L1_0$ -MnAl, we measured ρ_{xx} down to 330 mK. As shown in Fig. 2c, none of these films with different T_s shows FL-like saturation (T^2) in the studied temperature range, distinctly different from the expectation of a fully screened Kondo effect¹⁴. There are three possible reasons for this discrepancy: (1) a broad distribution of T_D of the TLSs, (2) overlapping of the screening clouds of different TLS, and (3) the spin polarization of the conduction electrons due to the ferromagnetism. A broad distribution of T_D would severely distort the $T^{1/2}$ -behavior and is not a likely scenario. The 2CK displays impurity quantum critical behavior so that the screening would diverge at $T=0$ under ideal conditions ($\Delta=0$), in contrast to the 1CK problem where the screening radius is finite. Hence, with decreasing T the clouds will eventually overlap, but this problem has not been studied so far. The spin-polarization, if homogeneous, should produce a crossover to a T^2 -dependence.

Figure 2d plots the slopes $\alpha = -d\rho_{xx}/d(\ln T)$ for $T_K < T < T_0$ and $\beta = -d\rho_{xx}/d(T^{1/2})$ for $T_D < T < T_K$ as a function of T_s . It is evident that α and β have a similar T_s dependence, i.e., α (β) first drops quickly from their maximum of 2.5 $\mu\Omega \text{ cm}/\ln K$ (1.0 $\mu\Omega \text{ cm}/K^{1/2}$) at 200 °C to the minimum of 0.2 $\mu\Omega \text{ cm}/\ln K$ (0.15 $\mu\Omega \text{ cm}/K^{1/2}$) at 300~350 °C, and finally goes up to 0.25 $\mu\Omega \text{ cm}/\ln K$ (0.18 $\mu\Omega \text{ cm}/K^{1/2}$) at 400 °C. As is revealed in the metallic PC experiments, thermal annealing can

significantly change the number of TLSs (each TLS can change the conductivity by at most $\sim 2e^2/h$)¹⁷. Here, the non-monotonic dependence of α and β on T_s could be ascribed to the thermal-tailoring of the number of active TLSs. The fast TLSs were annealed away and its population was reduced quickly as T_s increases to 300 °C; however, the overall population of TLSs increases beyond 350 °C due to the structural deterioration and strain relaxation of the $L1_0$ -MnAl films²⁹.

In order to establish more rigorously the orbital 2CK effect in our $L1_0$ -MnAl films, we examined the effect of applied perpendicular magnetic fields, H , on the T -dependent resistivity. Here, in these films with strong PMA, anisotropic MR and MR from spin disorder scattering under perpendicular H should be negligible due to the orthogonal magnetization-current relation and the large energy gap in spin wave excitation spectrum. This is highly amenable to study the H -dependence of a 2CK effect. As an example, we show $\rho_{xx}(T)$ of the $L1_0$ -MnAl film grown at 200 °C under various H from 0 to 8 T in Figs. 3a and 3b. The magnetic fields have no measurable effects on the T -dependence: ρ_{xx} scales linearly with $\ln T$ and $T^{1/2}$ at $T_K < T < T_0$ and $T_D < T < T_K$ ($T_0 \sim 82.5$ K, $T_K \sim 23$ K, and $T_D \sim 8.8$ K), respectively. The same features hold for other films with different T_s . Figures 3c and 3d summarize the values of α and β as a function of H for the $L1_0$ -MnAl films with different T_s . It is clear that both α and β for all films are independent of H , strongly suggesting a nonmagnetic origin of the resistivity upturn scaling in the $L1_0$ -MnAl. Specifically, there is no measurable change in T_0 , T_K and T_D under different H (Figs. 3a and 3b), suggesting a negligible effect of H on the tunneling symmetry and barrier height of the TLSs and spin-polarization of the conduction states. This could be because the sample is already in a ferromagnetic state. These observations provide strong evidence for the orbital 2CK effect being induced by TLSs of nonmagnetic impurities. A small negative MR ($< 0.5\%$) is observed in the $L1_0$ -MnAl at high H in the entire T range³⁰. The negative MR shows a T -dependence which appears to have no correlation with any characteristic temperatures of the 2CK effect (Fig. 4). The negative MR does not saturate even at 7 T and shows a linear scaling with $H^{1/2}$ instead of H^2 , which is similar to that in metallic PCs¹², but in contrast to that in metallic glasses¹⁹. Though not yet well understood, such a diverse MR behavior in materials showing orbital 2CK effect due to TLSs may be additional evidence of the nonmagnetic origin.

Figure 4 summarizes the relevant characteristic temperatures T_0 , T_K , T_D , and Δ of the $L1_0$ -MnAl films as a function of T_s . As T_s increases, T_0 drops dramatically from 82.5 K to 11.4 K, and goes up to 20.0 K as a consequence of the non-monotonic dependence of the TLS population on T_s (Fig. 2d). T_K represents the temperature below which conduction electrons can overscreen the "pseudo-spin" of the impurity in an orbital 2CK system. Since there is an overlap between the two T -regimes of $\ln T$ and $T^{1/2}$ dependencies, the values of T_K are defined as the center of the T -overlap. In striking contrast to the small experimental values in PCs (0.1–5 K) and theoretical calculations on amorphous systems (< 1 K), T_K ranges from 23.0 K to 5.4 K in the $L1_0$ -MnAl. The significant enhancement of T_K in this system could be

understood in terms of resonant scattering due to strong coupling of conduction electrons to the scattering centers²¹. Within this scenario, the decrease of T_K at higher T_s may come from a reduced strength of the resonant scattering. Another intriguing observation is that Δ is tuned by as much as a factor of ~ 5.6 when T_s varies between 200 and 400 °C, which is difficult to achieve in previously studied systems of metallic PCs or glasses using a voltage or magnetic field^{17–19}. As T_s goes up, the fastest TLSs are annealed away, leaving the slower ones to dominate the scattering of conduction electrons. Therefore, with T_s increasing from 200 °C to 350 °C, the value of Δ for active TLSs decreases, leading to a reduction of T_D . The upturn of T_0 , T_K , T_D , and Δ at T_s of 400 °C may be attributed to the increased population of fast TLSs and enhanced resonant scattering of conduction electrons due to the structural degradation²⁹. Here, it is worth mentioning that the values of T_K and Δ observed in $L1_0$ -MnAl films are much larger than the reported values in other 2CK systems, e.g. $T_K \sim 5$ K and $\Delta \sim 1$ K in PCs of quenched metals^{17,18} and $T_K \sim 12$ K and $\Delta < 0.01$ K in ThAsSe²⁰. The disorders in amorphous or polycrystalline systems tend to produce TLSs with small Δ ¹⁹ or even slow two-state systems with incoherent tunneling^{23,32}. This may be why the NFL behavior was not observed in amorphous or polycrystalline systems. In contrast, in the MBE-grown epitaxial $L1_0$ -MnAl films, the greatly enhanced Δ indicates the formation of TLSs with small tunnel barriers and very fast scattering rates, which further leads to the enhanced resonant tunneling and high T_K . As suggested by the close correlation between the T_s dependence of the characteristic parameters of the TLS-induced 2CK effect, i.e. α , β , T_0 , T_K , and Δ with those of structural imperfections²⁹ and the magnetic properties (e.g. magnetization and PMA)³⁰, electrons as the tunneling centers of the TLSs in the $L1_0$ -MnAl films can be excluded. Similarly, the magnetic Mn atoms can also be ruled out because of the nonmagnetic nature of the orbital Kondo effect. Therefore, we surmise that the nonmagnetic small Al atoms play the role of TLSs centers in the present films.

In conclusion, we have for the first time observed transport behavior suggestive of a robust orbital 2CK effect from TLSs in epitaxial $L1_0$ -MnAl films with strong PMA. The H -independent resistivity upturn scaling with $\ln T$ and $T^{1/2}$ in the two T regimes below the resistance minimum, and deviation from the NFL behavior at the lowest temperatures are consistent with the TLS model. The MBE growth method afforded unprecedented tunability of the density of TLSs, T_K and Δ in this material system, leading to the new insight on the origin of the 2CK effect. The greatly enhanced T_K and Δ suggest resonant tunneling of TLSs due to the strong coupling with conduction electrons. The orbital 2CK effect in a material with strong ferromagnetism and significant conduction spin polarization is an intriguing observation that warrants further theoretical and experimental studies.

Methods

Samples growth and characterization. $L1_0$ -MnAl films were grown on 150 nm GaAs-buffered semi-insulating GaAs (001) by molecular-beam epitaxy and capped with a 4 nm-thick Al_2O_3 layer²⁹. The thickness and Mn/Al atomic ratio of MnAl layer is calibrated to be 30 nm and 1.1 by cross-sectional high-resolution

transmission microscopy with EDX²⁷, respectively. Synchrotron x-ray diffraction and Quantum Design SQUID were used to characterize the structures and magnetization properties of these films (see Supplementary Fig. S1).

Device fabrication and transport measurement. These films were patterned into 60 μm wide Hall bars with adjacent electrode distance of 200 μm using photolithography and ion-beam etching for transport measurements (Fig. 1c). The longitudinal resistivity was measured as a function of temperature (T) and magnetic field (H) in a Quantum Design PPMS for $T = 2\text{--}300\text{ K}$ (DC, $I = 10\text{ }\mu\text{A}$) and in an Oxford ^3He cryostat for $T = 0.33\text{--}5\text{ K}$ (AC, $I = 1\text{ }\mu\text{A}$).

References

- Béri, B. & Cooper, N. R. Topological Kondo effect with Majorana Fermions. *Phys. Rev. Lett.* **109**, 156803(2012).
- Kashuba, O. & Timm, C. Topological Kondo effect in transport through a superconducting wire with multiple majorana end states. *Phys. Rev. Lett.* **114**, 116801 (2015).
- Oreg Y. & Goldhaber-Gordon, D. Two-channel Kondo effect in a modified single electron transistor. *Phys. Rev. Lett.* **90**, 136602 (2003).
- Mitchell, A. K., Sela, E. & Logan, D. E. Two-channel Kondo physics in two-impurity Kondo models. *Phys. Rev. Lett.* **108**, 086405 (2012).
- Cox, D. L. Quadrupolar Kondo effect in uranium heavy-electron materials? *Phys. Rev. Lett.* **59**, 1240 (1987).
- Potok, R. M., Rau, I. G., Shtrikman, H., Oreg, Y. & Goldhaber-Gordon, D. Observation of the two-channel Kondo effect. *Nature* **446**, 167 (2007).
- Yeh, S. & Lin, J. Two-channel Kondo effects in $\text{Al}/\text{AlO}_x/\text{Sc}$ planar tunnel junctions. *Phys. Rev. B* **79**, 012411 (2009).
- Nozières, P. & Blandin, A. Kondo effect in real metals. *J. Phys. France* **41**, 193-211(1980).
- Schlottmann, P. & Sacramento, P. D. Multichannel Kondo problem and some applications. *Adv. Phys.* **42**, 641 (1993).
- Zawadowski, A. Kondo-like State in a simple model for metallic glasses. *Phys. Rev. Lett.* **45**, 211 (1980).
- Cox, D. L. & Zawadowski, A. Exotic Kondo effects in metals: Magnetic ions in a crystalline electric field and tunnelling centres. *Adv. Phys.* **47**, 599 (1998).
- Delft, J. von, Ralph, D. C., Buhrman, R. A., Upadhyay, S. K., Louie, R. N., Ludwig, A. W. W. & Ambegaokar, V. The 2-channel Kondo model: I. Review of experimental evidence for its realization in metal nanoconstrictions. *Annals. Phys.* **263**, 1 (1998).
- Muramatsu, A. & Guinea, F. Low-temperature behavior of a tunneling atom interacting with a degenerate electron gas. *Phys. Rev. Lett.* **57**, 2337 (1986).
- Hewson, A. C. *The Kondo Problem to Heavy Fermions* (Cambridge University Press, Cambridge, 1993).
- Pang, H. B. & Cox, D. L. Stability of the fixed point of the two-channel Kondo Hamiltonian. *Phys. Rev. B* **44**, 9454 (1991).
- Affleck, I. *et al.*, Relevance of anisotropy in the multichannel Kondo effect: Comparison of conformal field theory and numerical renormalization-group results. *Phys. Rev. B* **45**, 7918 (1992).
- Ralph, D. C. & Buhrman, R. A. Observations of Kondo scattering without magnetic impurities: A point contact study of two-level tunneling systems in metals. *Phys. Rev. Lett.* **69**, 2118 (1992); Ralph, D. C., Ludwig, A. W. W., Delft, J. v. & Buhrman, R. A. 2-channel Kondo scaling in conductance signals from 2 level tunneling systems. *Phys. Rev. Lett.* **72**, 1064 (1994).
- Keijzers, R. J. P., Shklyarevskii, O. I. & Kempen, H. v., Point-contact study of fast and slow two-level fluctuators in metallic glasses. *Phys. Rev. Lett.* **77**, 3411 (1996).
- Cichorek, T., Sanchez, A., Gegenwart, P., Weichert, F., Wojakowski, A., Henkie, Z., Auffermann, G., Paschen, S., Knip, R. & Steglich, F., Two-channel Kondo effect in glasslike ThAsSe . *Phys. Rev. Lett.* **94**, 236603 (2005); Cichorek, T., Henkie, Z., Custers, J., Gegenwart, P., & Steglich, F. TLS Kondo effect in structurally disordered ThAsSe . *J. Mag. Mag. Mater.* **272**, 67 (2004).
- Schlottmann, P. & Lee, K. J. B. Quenching of overcompensated Kondo impurities via channel asymmetry. *Physica B* **223&224**, 458 (1996).
- Zaránd, G., Existence of a two-channel Kondo regime for tunneling impurities with resonant scattering. *Phys. Rev. B* **72**, 245103 (2005).
- Henkie, Z., Fabrowski, R. & Wojakowski, A. Anisotropies of the electrical resistivity and Hall effect in UAsSe . *J. Alloys and Compounds* **219**, 248 (1995).
- Gopalakrishnan, B., Sürgers, C., Montbrun, R., Singh, A., Uhlarz, M. & Löhneysen, H. v. Electronic transport in magnetically ordered $\text{Mn}_x\text{Si}_3\text{Cx}$ films. *Phys. Rev. B* **77**, 104414 (2008).
- Zhu, L. J., Nie, S. H. & Zhao, J. H. Recent progress in perpendicularly magnetized Mn-based binary alloy films. *Chin. Phys. B* **22**, 118505 (2013).
- Zhu, L. J., Nie, S. H., Meng, K. K., Pan, D., Zhao, J. H., & Zheng, H. Z., Multifunctional $\text{Ll}_0\text{-Mn}_{1.5}\text{Ga}$ films with ultrahigh coercivity, giant perpendicular magnetocrystalline anisotropy and large magnetic energy product. *Adv. Mater.* **24**, 4547 (2012).
- Zhu, L. J., Pan, D., Nie, S. H., Lu, J., & Zhao, J. H. Tailoring magnetism of multifunctional Mn_xGa films with giant perpendicular anisotropy. *Appl. Phys. Lett.* **102**, 132403 (2013).
- Nie, S. H., Zhu, L. J., Lu, J., Pan, D., Wang, H. L., Yu, X. Z., Xiao, J. X., & Zhao, J. H. Perpendicularly magnetized $\tau\text{-MnAl}$ (001) thin films epitaxied on GaAs. *Appl. Phys. Lett.* **102**, 152405 (2013).
- Zhu, L. J., Pan, D., & Zhao, J. H. Anomalous Hall effect in epitaxial $\text{Ll}_0\text{-Mn}_{1.5}\text{Ga}$ films with variable chemical ordering. *Phys. Rev. B* **89**, 220406 (R) (2014).
- See Supplementary Materials at xxxxxx for further details on structural, magnetic, electrical transport and magnetoresistance behaviors of $\text{Ll}_0\text{-MnAl}$ films.
- Nie, S. H., Zhu, L. J., Pan, D., Lu, J., & Zhao, J. H. Structural characterization and magnetic properties of perpendicularly magnetized MnAl films grown by molecular-beam epitaxy. *Acta. Phys. Sin.* **62**, 178103 (2013) (in Chinese).
- Lee, P. A. & Ramakrishnan, T. V. Disordered electronic systems. *Rev. Mod. Phys.* **57**, 287 (1985).
- Zimmerman, N. M., Golding, B. & Haemmerle, W. H. Magnetic field tuned energy of a single two-level system in a meso- scopic metal. *Phys. Rev. Lett.* **67**, 1322 (1991).

Acknowledgements

We thank Y. Q. Li and J. Liao for their help on the ultralow temperature measurements. We also thank S. von. Molnár and G. Woltersdorf for discussions. L.J.Z., S.H.N., and J.H.Z. were supported by MOST of China (Grant No. 2015CB921503) and NSFC (Grant No. 61334006). P.X. acknowledges support from NSF grant DMR-1308613. P.S. was supported by the U.S. Department of Energy under grant DE-FG02-98ER45707.

Author contributions

L.J.Z and J.H.Z designed the experiment. L.J.Z and S.H.N. grew the samples and performed the structural and magnetic characterizations. L.J.Z fabricated the Hall bar devices and performed transport measurements. L.J.Z, P.X., P.S. and J.H.Z analyzed the data and wrote the manuscript.

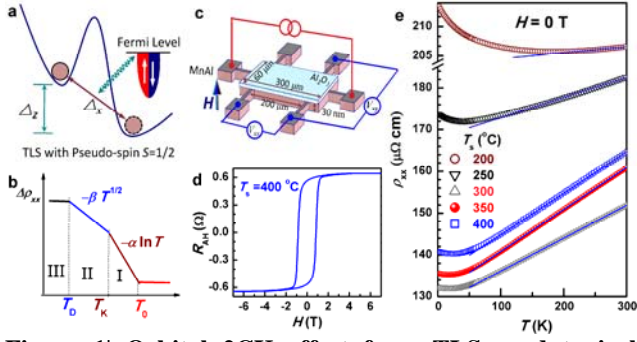


Figure 1| Orbital 2CK effect from TLSs and typical transport properties of $L1_0$ -MnAl films. (a) Schematic depiction of a TLS with pseudo-spin $S=1/2$ and strong coupling with conduction electrons; (b) Expected ρ_{xx} - T behavior from TLS-induced 2CK effect: $\Delta\rho_{xx} \sim \ln T$ for $T_K < T < T_0$ (I), $\Delta\rho_{xx} \sim T^{1/2}$ for $T_D (= \Delta^2/T_K) < T < T_K$ (II), and T^2 -deviation from $\Delta\rho_{xx} \sim T^{1/2}$ for $T < T_D$ (III); (c) Schematics of the Hall bar device and measurement scheme; (d) Hysteretic anomalous Hall resistance (R_{AH})($T_s=400$ °C) and (e) ρ_{xx} - T curves for $L1_0$ -MnAl films.

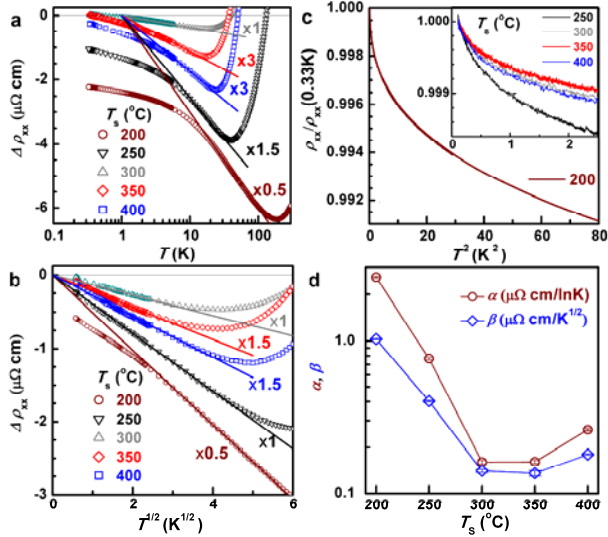


Figure 2| T -dependence of zero field resistivity of the $L1_0$ -MnAl films. (a) Semilog plot of $\Delta\rho_{xx}$ versus T , (b) $\Delta\rho_{xx}$ versus $T^{1/2}$, (c) $\rho_{xx}/\rho_{xx}(0.33 \text{ K})$ versus T^2 , and (d) α and β versus T_s . For clarity, $\Delta\rho_{xx}$ is multiplied by a factor of 0.5 (0.5), 1.5 (1), 1 (1), 3 (1.5), and 3 (1.5) in (a) ((b)) for $T_s=200, 250, 300, 350$ and 400 °C, respectively.

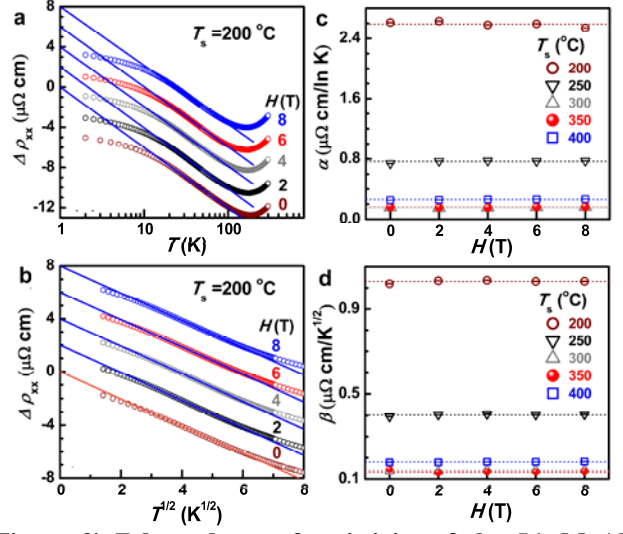


Figure 3| T -dependence of resistivity of the $L1_0$ -MnAl films under different perpendicular magnetic fields. (a) Semilog plot of $\Delta\rho_{xx}$ versus T and (b) $\Delta\rho_{xx}$ versus $T^{1/2}$ for $T_s=200$ °C; (c) α and (d) β plotted as a function of H for films with different T_s . For clarity, the curves in nonzero fields are artificially shifted by steps of $2 \mu\Omega \text{ cm}$ in (a) and (b).

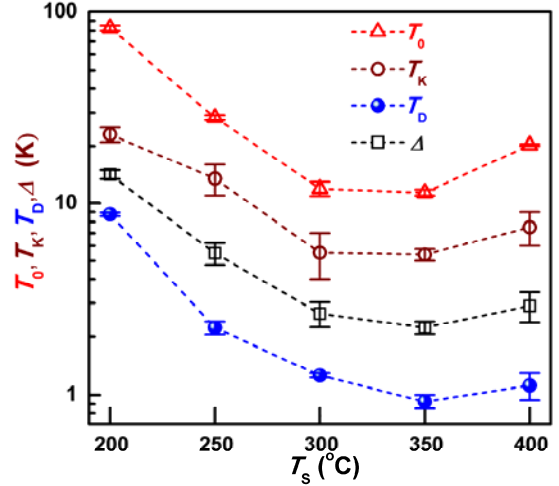


Figure 4| Characteristic temperatures T_0 , T_K , T_D , and Δ in the $L1_0$ -MnAl films plotted as a function of T_s .