

A Likelihood-Free Reverse Sampler of the Posterior Distribution

Jean-Jacques Forneron*

Serena Ng[†]

December 7, 2024

Abstract

This paper considers properties of an optimization based sampler for targeting the posterior distribution when the likelihood is intractable and auxiliary statistics are used to summarize information in the data. Our reverse sampler approximates the likelihood-based posterior distribution by solving a sequence of simulated minimum distance problems. By a change of variable argument, these estimates are reweighted with a prior and the volume of the jacobian matrix to serve as draws from the desired posterior distribution. The sampler provides a conceptual framework to understand the difference between two types of likelihood free estimation. Because simulated minimum distance estimation always results in acceptable draws, the reverse sampler is potentially an alternative to existing approximate Bayesian methods that are computationally demanding because of a low acceptance rate.

JEL Classification: C22, C23.

Keywords: approximate Bayesian Computation, Indirect Inference, Importance Sampling.

*Department of Economics, Columbia University, 420 W. 118 St., New York, NY 10025. Email: jmf2209@columbia.edu

[†]Department of Economics, Columbia University, 420 W. 118 St. Room 1117, New York, NY 10025. Email: Serena.Ng at Columbia.edu. Financial support is provided by the National Science Foundation, SES-0962431. We thank Christopher Drovandi and Neil Shephard for many helpful comments. The second author would like to thank Aman Ullah for his support and guidance all these years.

1 Introduction

Maximum likelihood estimation rests on the ability of a researcher to express the joint density of the data, or the likelihood, as a function of K unknown parameters θ . Inference can be conducted using classical distributional theory once the mode of the likelihood function is determined by numerical optimization. Bayesian estimation combines the likelihood with a prior to form the posterior distribution from which the mean and other quantities of interest can be computed. Though the posterior distribution may not always be tractable, it can be approximated by Monte Carlo methods provided that the likelihood is available. When the likelihood is intractable but there exists $L \geq K$ auxiliary statistics $\hat{\psi}$ with model analog $\psi(\theta)$ that is analytically tractable, one can still estimate θ by minimizing the difference between $\hat{\psi}$ and $\psi(\theta)$.

Increasingly, parametric models are so complex that, though they may be easy to simulate, neither the likelihood nor $\psi(\theta)$ is tractable. One approach is to approximate the mapping $\psi(\theta)$ by simulations. This simulated minimum distance estimator (SMD) is quite widely used in economic analysis. In other disciplines, a popular approach is to use the method of approximate Bayesian Computation, or ABC for short. This method approximates the posterior distribution using auxiliary statistics $\hat{\psi}$ instead of the full dataset y . It takes draws of θ from a prior distribution and keeps the draws that, when used to simulate the model, produces auxiliary statistics that are close to the sample estimates $\hat{\psi}$.

While both the SMD and ABC exploit auxiliary statistics to perform likelihood free estimation, there are important differences between them. The SMD solves for the θ that makes $\hat{\psi}$ close to the average of the simulated statistics, while each ABC draw is associated with an auxiliary statistic close to $\hat{\psi}$. The SMD produces a point estimate based on simulated auxiliary statistics $\psi(\theta)$ averaged over many simulated paths of the data, while the ABC produces a posterior distribution for θ from which compute average and other quantities of interest. In Forneron and Ng (2014), we focused on the case of exact identification and used a reverse sampler (RS) to better understand the difference between the two approaches. The RS approximates the posterior distribution by solving a sequence of SMD problems, each using only simulated path. Using stochastic expansions as in Rilstone et al. (1996) and Bao and Ullah (2007), we reported that in the special case when $\psi(\theta) = \theta$ (i.e the auxiliary model is the assumed model), the SMD has an unambiguous bias advantage over the the ABC. But in more general settings, the ABC can, by clever choice of prior, eliminate biases that are inherent in the SMD.

In this paper, we extend the analysis to overidentified models and provide a deeper understanding of the reverse sampler. The RS is shown to be an importance sampler that uses the Jacobian matrix to transform the density from draws of ψ to draws of θ , so that when multiplied by the

prior, a properly weighted sample is obtained from the posterior distribution of interest. Section 2 considers the exactly identified case and shows that the importance ratio is the determinant of the Jacobian matrix. Section 3 considers the overidentified case when the dimension of $\psi(\theta)$ exceeds that of θ . Because of the need to transform densities of different dimensions, the determinant of the Jacobian matrix is replaced by its volume. Using analytically tractable models, we show that the RS exactly reproduces the desired posterior distribution.

While the RS was initially developed as a framework to better understand the SMD and ABC approaches to likelihood free estimation, the use of optimization in RS has a feature that is of independent interest. Creating a long sequence of accepted ABC draws such that $\hat{\psi}^b$ deviates from $\hat{\psi}$ by no more than δ can be computationally costly. This has generated interests within the ABC literature to control for δ . The RS by-passes this problem because SMD estimation effectively sets δ to the smallest possible, and this is zero in the case of exact identification when the number of unknown parameters equals the number of auxiliary statistics. An explicit choice of δ is not necessary. We elaborate on this feature in Section 4. All computations are based on the software package R.

1.1 Preliminaries

As a matter of notation, we use a 'hat' to denote estimators that correspond to the mode (or extremum estimators) and a 'bar' for estimators that correspond to the posterior mean. We use (s, S) and (b, B) to denote the (specific, total number of) draws in frequentist and Bayesian type analyses respectively. A superscript s denotes a specific draw and a subscript S denotes the average over S draws.

We assume that the data $\mathbf{y} = (y_1, \dots, y_T)'$ with finite fourth moments and can be represented by a parametric model with probability measure \mathcal{P}_θ where $\theta \in \Theta \subset \mathbb{R}^K$, θ_0 is the true value. The likelihood $L(\theta|\mathbf{y})$ is intractable. Estimation of θ is based on $L \geq K$ auxiliary statistics $\hat{\psi}(\mathbf{y}(\theta_0))$ which we simply denote by $\hat{\psi}$. The model implies statistics $\psi(\theta)$. The classical minimum distance estimator is

$$\hat{\theta}_{CMD} = \operatorname{argmin}_{\theta} J(\hat{\psi}, \psi(\theta) = \bar{g}(\theta)W\bar{g}(\theta), \quad \bar{g}(\theta) = \hat{\psi} - \psi(\theta).$$

Assumption A :

- i There exists a unique $\theta_0 \in \Theta$ (compact) that minimizes the population objective function $J^* = (\psi_0 - \psi(\theta))'W(\psi_0 - \psi(\theta))$ where the mapping $\theta \rightarrow \psi(\theta) = \lim_{T \rightarrow \infty} \mathbb{E}[\hat{\psi}(\theta)]$ is continuously differentiable and injective. The $L \times K$ Jacobian matrix $\psi_\theta(\theta) = \frac{\partial \psi(\theta)}{\partial \theta}$ has full column rank, and the rank is constant in the neighborhood of θ_0 .

- ii There is an estimator $\hat{\psi}$ such that $\sqrt{T}(\hat{\psi} - \psi(\theta_0)) \xrightarrow{d} \mathcal{N}(0, \Sigma\Sigma')$.
- iii W is a $L \times L$ positive definite matrix and $W\psi_\theta(\theta_0)$ has rank K .

Assumption A ensures global identification and consistent estimation of θ , see Newey and McFadden (1994). Gouriéroux et al. (1993) refers to the mapping $\psi : \theta \rightarrow \psi(\theta)$ as the binding function while Jiang and Turnbull (2004) refers to $\psi(\theta)$ as a bridge function. When $\psi(\theta)$ is analytical intractable, the simulated minimum distance estimator (SMD) is

$$\hat{\theta}_{SMD} = \operatorname{argmin}_{\theta} J_S(\hat{\psi}, \hat{\psi}_S(\theta)) = \operatorname{argmin}_{\theta} \bar{g}_S'(\theta) W \bar{g}_S(\theta). \quad (1)$$

where $S \geq 1$ is the number of simulations,

$$\bar{g}_S(\theta) = \hat{\psi}(\mathbf{y}) - \frac{1}{S} \sum_{s=1}^S \hat{\psi}^s(\mathbf{y}^s(\theta)).$$

Notably, the term $\mathbb{E}[\hat{\psi}(\theta)]$ in CMD estimation is approximated by $\frac{1}{S} \sum_{s=1}^S \hat{\psi}^s(\mathbf{y}^s(\theta))$. The SMD was first used in Smith (1993). Different SMD estimators can be obtained by suitable choice of the moments $\bar{g}(\theta)$, including the indirect inference estimator of Gouriéroux et al. (1993), the simulated method of moments of Duffie and Singleton (1993), and the efficient method of moments of Gallant and Tauchen (1996).

The first ABC algorithm was implemented by Tavaré et al. (1997) and Pritchard et al. (1996) to study population genetics. They draw θ^b from the prior distribution $\pi(\theta)$, simulate the model under θ^b to obtain data $\mathbf{y}(\theta^b)$, and accept θ^b if the auxiliary statistics $\psi(\theta^b)$ are close to $\hat{\psi}$.

The Accept/Reject ABC: For $b = 1, \dots, B$

- i Draw ϑ from $\pi(\theta)$ and ε^b from F_ε
- ii Generate $\mathbf{y}^b(\varepsilon^b, \vartheta)$ and $\hat{\psi}^b = \psi(\mathbf{y}^b)$.
- iii Accept $\theta^b = \vartheta$ if $J_1^b = \left(\hat{\psi}^b - \hat{\psi}(\mathbf{y}) \right)' W \left(\hat{\psi}^b - \hat{\psi}(\mathbf{y}) \right) \leq \delta$.

The accept-reject method (hereafter, AR-ABC) simply keeps those draws from the prior distribution $\pi(\theta)$ that produce auxiliary statistics which are close to the observed ones. As it is not easy to choose δ a priori, it is common in AR-ABC to fix a desired quantile q , repeat the steps $[B/q]$ times. This is tantamount to setting δ to the q -th quantile of the sequence of J_1^b which will produce exactly B draws.

Since simulating from a non-informative prior distribution is inefficient, the accept/reject sampler can be replaced by one that targets at features of the posterior distribution. The MCMC implementation of ABC proposed in Marjoram et al. (2003) (hereafter, MCMC-ABC) is as follows:

The MCMC-ABC: For $b = 1, \dots, B$ with θ^0 given and proposal density $q(\cdot|\theta^b)$,

- i Generate $\vartheta \sim q(\vartheta|\theta^b)$
- ii Draw errors ε^{b+1} from F_ε and simulate data $\mathbf{y}^{b+1}(\varepsilon^{b+1}, \vartheta)$. Compute $\widehat{\psi}^{b+1} = \psi(\mathbf{y}^{b+1})$.
- iii Set θ^{b+1} to ϑ with probability $\rho_{ABC}(\theta^b, \vartheta)$ and to θ^{b+1} with probability $1 - \rho_{ABC}(\theta^b, \vartheta)$ where

$$\rho_{ABC}(\theta^b, \vartheta) = \min \left(\mathbb{I}_{\|\widehat{\psi}, \widehat{\psi}^{b+1}\| \leq \delta} \frac{\pi(\vartheta)q(\theta^b|\vartheta)}{\pi(\theta^b)q(\vartheta|\theta^b)}, 1 \right) \quad (2)$$

The AR and MCMC both produce an approximation to the posterior distribution of θ . It is common to use the posterior mean of the draws $\bar{\theta} = \frac{1}{B} \sum_{b=1}^B \theta^b$ as the ABC estimate. If $\widehat{\psi}$ are sufficient statistics and $\delta = 0$, these ABC procedures can produce samples from the true posterior distribution if $B \rightarrow \infty$. The tuning parameter in the algorithms is δ . The MCMC-ABC uses a proposal distribution that accounts for the data which makes it less likely to have proposed values with low posterior probability. The tuning parameter δ affects bias of the estimates. Too small a δ may require making many draws which is computationally costly.

The ABC samples from the joint distribution of $(\theta^b, \psi^b(\varepsilon^b, \theta^b))$ and then integrates out ε^b . The posterior distribution is thus

$$p(\theta^b|\widehat{\psi}) \propto \int p(\theta^b, \widehat{\psi}^b(\theta^b, \varepsilon^b)|\widehat{\psi}) \mathbb{I}_{\|\widehat{\psi} - \psi^b\| < \delta} d\varepsilon^b.$$

The indicator function (also the rectangular kernel) equals one if $\|\widehat{\psi} - \psi^b\|$ does not exceed the user specified parameter δ . A general kernel $\mathbb{K}_\delta(\cdot)$ can also be used.¹ The ABC draws are dependent due to the markov nature of the MCMC-ABC sampler.

The key difference between the SMD and ABC is that SMD finds the θ that makes the average of auxiliary statistics close to $\widehat{\psi}$. The ABC takes the average of θ^b , drawn from the prior, with the property each ψ^b is close to $\widehat{\psi}$. In Forneron and Ng (2014), we take as starting point that each θ^b in the above ABC algorithm can be reformulated as an SMD problem with $S = 1$. We then use a reverse sampler (RS) to analyze the bias properties of the ABC when seen as a special case of the reverse sampler. Unlike the ABC which starts with a draw from the prior distribution, the RS algorithm does not draw from the prior distribution though it terminates with an evaluation of the prior probability. Hence we call it a reverse sampler. The RS solves the SMD problem $\operatorname{argmin}_\theta J_1^b(\theta)$ with one simulation (hence the notation $J_1^b(\theta)$), but solves it many times to obtain a distribution for θ^b . The sequence of θ^b are independent optimizers and do not have a Markov structure.

¹ Wilkinson (2008) takes $K_\delta(\cdot)$ to be the distribution of the error, or discrepancy, between the data and the best prediction due to the model. This (noisy) ABC simulates from the posterior distribution that takes errors-in-variables in account.

In the next two sections, we explore additional features of the RS. As an overview, the distribution of draws that emerge from SMD estimation may not be from the posterior distribution. Hence the draws are reweighted to target the posterior. In the exactly identified case, $\hat{\psi}^b$ can be made exactly equal to $\hat{\psi}$ by choosing the SMD estimate as θ^b . Thus the RS is simply an optimization based importance sampler using the determinant of Jacobian matrix as important ratio. In the overidentified case, the volume of the (rectangular) Jacobian matrix is used in place of the determinant. Additional weighting is given to those $\hat{\theta}^b$ that yields $\hat{\psi}^b$ sufficiently close to $\hat{\psi}$.

2 The Reverse Sampler: Case $K = L$

The algorithm for the case of exact identification is as follows. For $b = 1, \dots, B$

- i Generate ε^b from F_ε .
- ii Find $\theta^b = \operatorname{argmin}_\theta J_1^b(\hat{\psi}^b(\theta, \varepsilon^b), \hat{\psi})$ and let $\hat{\psi}^b = \hat{\psi}^b(\theta^b, \varepsilon^b)$
- iii Set $w(\theta^b, \varepsilon^b) = \pi(\theta^b) |\hat{\psi}_\theta^b(\theta^b, \varepsilon^b)|^{-1}$.
- iv Reweight the θ^b by $\frac{w(\theta^b)}{\sum_{b=1}^B w(\theta^b)}$.

Like the ABC, the draws θ^b provides an estimate of the posterior distribution of θ from which an estimate of the posterior mean:

$$\bar{\theta}_{RS} = \sum_{b=1}^B \frac{w(\theta^b)}{\sum_{b=1}^B w(\theta^b)} \theta^b.$$

can be used as an estimate of θ . Each θ^b is a function of the data $\hat{\psi}$ and the draws ε^b that minimizes $J_1^b(\psi(\theta, \varepsilon^b), \hat{\psi})$. The K first order conditions are given by

$$\mathcal{F}(\theta^b, \varepsilon^b, \hat{\psi}) = \frac{\partial \bar{g}_1(\theta^b, \varepsilon^b, \hat{\psi})'}{\partial \theta} W \bar{g}_1(\theta^b, \varepsilon^b, \hat{\psi}) = 0 \quad (3)$$

where $\frac{\partial \bar{g}_1(\theta^b, \varepsilon^b, \hat{\psi})}{\partial \theta}$ is the $L \times K$ matrix of derivatives with respect to θ evaluated at the arguments. It is assumed that for all b , this derivative matrix has full column rank K . For SMD estimation, $\frac{\partial \bar{g}_1(\theta^b, \varepsilon^b, \hat{\psi})}{\partial \theta} = \hat{\psi}_\theta^b(\theta^b, \varepsilon^b, \hat{\psi})$. This Jacobian matrix plays an important role in the RS.

The importance density denoted $h(\theta^b, \varepsilon^b | \hat{\psi})$ is obtained by drawing ε^b from the assumed distribution F_ε and finding θ^b such that $J(\hat{\theta}(\theta), \varepsilon^b)$ is smaller than a pre-specified tolerance. When $K = L$, this tolerance can be made arbitrarily small so that up to numerical precision, $\hat{\psi}^b(\theta^b, \varepsilon^b) = \hat{\psi}$. This density $h(\theta^b, \varepsilon^b)$ is related to $p_{\hat{\psi}^b, \varepsilon^b}(\hat{\psi}^b(\theta^b, \varepsilon^b)) \equiv p(\hat{\psi}^b, \varepsilon^b)$ by a change of variable:

$$h(\theta^b, \varepsilon^b | \hat{\psi}) = p(\hat{\psi}^b, \varepsilon^b | \hat{\psi}) \cdot |\hat{\psi}_\theta^b(\theta^b, \varepsilon^b, \hat{\psi})|.$$

Now $p(\theta^b, \hat{\psi}^b | \hat{\psi}) \propto p(\hat{\psi} | \theta^b, \hat{\psi}^b) p(\hat{\psi}^b, \varepsilon^b | \theta^b) \pi(\theta^b)$ and $p(\hat{\psi} | \theta^b, \hat{\psi}^b)$ is constant since $\hat{\psi}^b = \hat{\psi}$. Hence

$$\begin{aligned} p(\theta^b | \hat{\psi}) &\propto \int \pi(\theta^b) p(\hat{\psi}^b, \varepsilon^b | \hat{\psi}) \mathbb{I}_{\|\hat{\psi} - \hat{\psi}^b\|=0} d\varepsilon^b \\ &= \int \pi(\theta^b) |\hat{\psi}_\theta^b(\theta^b, \varepsilon^b, \hat{\psi})|^{-1} h(\theta^b, \varepsilon^b | \hat{\psi}) \mathbb{I}_{\|\hat{\psi} - \hat{\psi}^b\|=0} d\varepsilon^b \\ &= \int w(\theta^b, \varepsilon^b) h(\theta^b, \varepsilon^b | \hat{\psi}) d\varepsilon^b \end{aligned}$$

where the weights are, assuming invertibility of the determinant:

$$w(\theta^b, \varepsilon^b) = \pi(\theta^b) |\hat{\psi}_\theta^b(\theta^b, \varepsilon^b, \hat{\psi})|^{-1}. \quad (4)$$

Note that in general, $\frac{w(\theta^b)}{\sum_{b=1}^B w(\theta^b)} \neq \frac{1}{B}$.

In the above, we have used the fact that $\mathbb{I}_{\|\hat{\psi} - \hat{\psi}^b\|=0}$ is 1 with probability one when $K = L$. The jacobian of the transformation appears in the weights because the draws θ^b are related to the likelihood via a change of variable. Hence a crucial aspect of the RS is that it reweights the draws of θ^b from $h(\theta^b, \varepsilon)$. In fact, the unweighted draws will not be from the target posterior distribution.

Consider a weighted sample $(\theta^b, w(\theta^b, \varepsilon))$ with $w(\theta^b, \varepsilon^b)$ defined in (4). The following proposition shows that as $B \rightarrow \infty$, RS produces thus the posterior distribution associated with the infeasible likelihood, which is also the ABC posterior distribution with $\delta = 0$.

Proposition 1 *Suppose that $\hat{\psi}^b : \theta \rightarrow \hat{\psi}^b(\theta, \varepsilon^b)$ is one-to-one and $|\frac{\partial \hat{\psi}^b(\theta, \varepsilon^b, \hat{\psi})}{\partial \theta}| = |\hat{\psi}_\theta^b(\theta, \varepsilon^b, \hat{\psi})|$ has full column rank around θ^b . For any measurable function $\varphi(\theta)$ such that $\mathbb{E}_{p(\theta|\hat{\psi})}(\varphi(\theta)) = \int \varphi(\theta) p(\theta|\hat{\psi}) d\theta$ exists, then*

$$\lim_{B \rightarrow \infty} \frac{\sum_b^B w(\theta^b, \varepsilon^b) \varphi(\theta^b)}{\sum_b^B w(\theta^b, \varepsilon^b)} \xrightarrow{a.s.} \mathbb{E}_{p(\theta|\hat{\psi})}(\varphi(\theta)).$$

The definition of convergence is based on Chopin (2004) who provides a central limit theorem for sequential monte carlo methods. Convergence to the target distribution follows from a law of large number. Fixing the event $\hat{\psi}^b = \hat{\psi}$ is crucial to this convergence result. To see why, consider first the numerator:

$$\begin{aligned} \frac{1}{B} \sum_b w(\theta^b, \varepsilon^b) \varphi(\theta^b) &\xrightarrow{a.s.} \int \varphi(\theta) w(\theta, \varepsilon) p(\hat{\psi}^b, \varepsilon^b) |\hat{\psi}_\theta(\theta, \varepsilon, \hat{\psi})| d\varepsilon^b d\theta \\ &= \int \varphi(\theta) \left| \hat{\psi}_\theta^b(\theta, \varepsilon, \hat{\psi}) \right|^{-1} \pi(\theta) p(\hat{\psi}^b, \varepsilon^b) \left| \hat{\psi}_\theta^b(\theta, \varepsilon, \hat{\psi}) \right| d\varepsilon^b d\theta \\ &= \int \varphi(\theta) \pi(\theta) p(\hat{\psi}, \varepsilon) d\varepsilon d\theta \\ &= \int \varphi(\theta) \pi(\theta) L(\hat{\psi}|\theta) d\theta. \end{aligned}$$

Furthermore, the denominator converges to the integrating constant since:

$$\begin{aligned}
\frac{1}{B} \sum_b w(\theta^b, \varepsilon) &\xrightarrow{a.s.} \int w(\theta, \varepsilon) p(\hat{\psi}, \varepsilon) \left| \hat{\psi}_\theta^b(\theta, \varepsilon, \hat{\psi}) \right| d\varepsilon d\theta \\
&= \int \left| \hat{\psi}_\theta^b(\theta, \varepsilon, \hat{\psi}) \right|^{-1} \pi(\theta) p(\hat{\psi}, \varepsilon) \left| \hat{\psi}_\theta^b(\theta, \varepsilon, \hat{\psi}) \right| d\varepsilon d\theta \\
&= \int \pi(\theta) p(\hat{\psi}, \varepsilon) d\varepsilon d\theta \\
&= \int \pi(\theta) L(\hat{\psi}|\theta) d\theta.
\end{aligned}$$

Proposition 1 implies that the weighted average of θ^b converges to the posterior mean. Furthermore, the posterior quantiles produced by the reverse sampler tends to those of infeasible posterior distribution $p(\theta|\hat{\psi})$ as $B \rightarrow \infty$.

We now use two examples to illustrate how the RS works in the exactly identified case.

Example 1: Suppose we have one observation $y \sim \mathcal{N}(\theta, 1)$ or $y = \theta + \varepsilon$, $\varepsilon \sim \mathcal{N}(0, 1)$. The prior for θ is $\theta \sim \mathcal{N}(0, 1)$. By drawing, $\theta^b, \varepsilon^b \sim \mathcal{N}(0, 1)$, we obtain $y^b = \theta^b + \varepsilon^b \sim \mathcal{N}(0, 2)$. The ABC keeps $\theta^b|y^b = y$. Since (θ^b, y^b) are jointly normal with covariance of 1, we deduce that $\theta^b|y^b = y \sim \mathcal{N}(y/2, 1/2)$. The exact posterior distribution for θ is $\mathcal{N}(y/2, 1/2)$.

The RS draws $\varepsilon^b \sim \mathcal{N}(0, 1)$ and computes $\theta^b = y - \varepsilon^b$ which is $\mathcal{N}(y, 1)$ conditional on y . The jacobian of the transformation is 1. Re-weighting according to the prior, we have:

$$\begin{aligned}
p_{\text{RS}}(\theta|y) &\propto \phi(\theta)\phi(\theta - y) \propto \exp\left(-\frac{1}{2}(\theta^2 + (\theta - y)^2)\right) \propto \exp\left(-\frac{1}{2}(2\theta^2 - 2\theta y)\right) \\
&\propto \exp\left(-\frac{2}{2}(\theta - y/2)^2\right).
\end{aligned}$$

This is the exact posterior distribution as derived above.

Example 2 Suppose $y = Q(u, \theta)$, $\varepsilon \sim \mathcal{U}_{[0,1]}$ and Q is a quantile function that is invertible and differentiable in both arguments.² For a single draw, y is a sufficient statistic. The likelihood-based posterior is:

$$p(\theta|y) \propto \pi(\theta) f(y, \theta).$$

The RS simulates $y^b(\theta) = Q(\varepsilon^b, \theta)$ and sets $Q(\varepsilon^b, \theta^b) = y$. Or, in terms of the CDF:

$$\varepsilon^b = F(y, \theta^b)$$

²We thank Neil Shephard for suggesting the example.

Consider a small perturbation to y holding u^b fixed:

$$0 = dy \frac{dF(y, \theta^b)}{dy} + d\theta^b \frac{dF(y, \theta^b)}{d\theta^b} = dy F'_y(y, \theta^b) + d\theta^b F'_{\theta^b}(y, \theta^b).$$

In the above, $f \equiv F'_y(\cdot)$ is the density of y given θ . The Jacobian is:

$$\left| \frac{d\theta^b}{dy} \right| = \left| \frac{F'_y(y, \theta^b)}{F'_{\theta^b}(y, \theta^b)} \right| = \left| \frac{f(y, \theta^b)}{F'_{\theta^b}(y, \theta^b)} \right|.$$

To find the distribution of θ^b conditional on y , assume $F(y, \cdot)$ is increasing in θ :

$$\begin{aligned} \mathbb{P}(\theta^b \leq t|y) &= \mathbb{P}(F(y, \theta^b) \leq F(y, t)|y) \\ &= \mathbb{P}(u \leq F(y, t)|y) \\ &= F(y, t). \end{aligned}$$

By construction, $f(\theta|y) = F'_\theta(y, \theta)$.³ Putting things together,⁴

$$p_{\text{RS}}(\theta|y) \propto \pi(\theta) |F'_\theta(y, \theta)| \left| \frac{f(y, \theta)}{F'_\theta(y, \theta)} \right| = \pi(\theta) f(y, \theta) \propto p(\theta|y).$$

Example 3: Normal Mean and Variance We now consider an example in which the estimators can be derived analytically, and given in Forneron and Ng (2014). We assume $y_t = \varepsilon_t \sim N(m, \sigma^2)$. The parameters of the model are $\theta = (m, \sigma^2)'$. We consider auxiliary statistics: $\hat{\psi}(\mathbf{y})' = (\bar{y} \quad \hat{\sigma}^2)$. The parameters are exactly identified.

The MLE of θ is

$$\hat{m} = \frac{1}{T} \sum_{t=1}^T y_t, \quad \hat{\sigma}^2 = \frac{1}{T} \sum_{t=1}^T (y_t - \bar{y})^2.$$

We consider the prior $\pi(m, \sigma^2) = (\sigma^2)^{-\alpha} \mathbb{I}_{\sigma^2 > 0}$, $\alpha > 0$ so that the log posterior distribution is

$$\log p(\theta|\hat{m}, \hat{\sigma}^2) \propto \frac{-T}{2} \log(2\pi)\sigma^2 - \alpha \log \sigma^2 - \frac{1}{2\sigma^2} \sum_{t=1}^T (y_t - m)^2.$$

The sufficient statistics as $\hat{\psi}(\mathbf{y})$ enable computation of the likelihood-based Bayesian estimators, denoted B below. This is also the infeasible ABC estimators. We focus discussion on estimators

³ If $F(y, \cdot)$ is decreasing in θ , we have $\mathbb{P}(\theta^b \leq t|y) = 1 - F(y, t)$.

⁴ An alternative derivation is to note that $t = \mathbb{P}(u \leq t|y) = \mathbb{P}(u = F(y, \theta^b) \leq t|y) = \mathbb{P}(\theta^b \leq F^{-1}(y, t) = t'|y)$. Hence $f(\theta^b|y) = \frac{dt}{dt'} = \frac{1}{(F^{-1})'_\theta(y, t)} = F'_\theta(y, t)$ as above.

for σ^2 which have more interesting properties. Under a uniform prior, we obtain

$$\begin{aligned}\bar{\sigma}_B^2 &= \hat{\sigma}^2 \frac{T}{T-5} \\ \hat{\sigma}_{SMD}^2 &= \frac{\hat{\sigma}^2}{\frac{1}{ST} \sum_{s=1}^S \sum_{t=1}^T (\varepsilon_t^s - \bar{\varepsilon}^s)^2} \\ \hat{\sigma}_{RS}^2 &= \sum_{b=1}^B \frac{\frac{\hat{\sigma}^2}{[\sum_{t=1}^T (\varepsilon_t^b - \bar{\varepsilon}^b)^2 / T]^2}}{\sum_{b=1}^B \frac{1}{\sum_{t=1}^T (\varepsilon_t^b - \bar{\varepsilon}^b)^2 / T}}\end{aligned}$$

In this example, the RS is also the ABC estimator with $\delta = 0$. It is straightforward to show that the bias reducing prior is $\alpha = 1$ and coincides with the SMD. Table 2 shows that the estimators are asymptotically equivalent but can differ for fixed T .

Table 1: Properties of the Estimators

Estimator	Prior	$\mathbf{E}[\hat{\theta}]$	Bias	Variance	MSE
$\hat{\theta}_{ML}$	-	$\sigma^2 \frac{T-1}{T}$	$-\frac{\sigma^2}{T}$	$2\sigma^4 \frac{T-1}{T^2}$	$2\sigma^4 \frac{2T-1}{2T^2}$
$\bar{\theta}_B$	1	$\sigma^2 \frac{T-1}{T-5}$	$\frac{2\sigma^2}{T-5}$	$2\sigma^4 \frac{T-1}{(T-5)^2}$	$2\sigma^4 \frac{T+1}{(T-5)^2}$
$\bar{\theta}_{RS}$	1	$\sigma^2 \frac{T-1}{T-5}$	$\frac{2\sigma^2}{T-5}$	$2\sigma^4 \frac{T-1}{(T-5)^2}$	$2\sigma^4 \frac{T+1}{(T-5)^2}$
$\hat{\theta}_{SMD}$	-	$\sigma^2 \frac{S(T-1)}{S(T-1)-2}$	$\frac{2\sigma^2}{S(T-1)-2}$	$2\sigma^4 \kappa_1 \frac{1}{T-1}$	$2\sigma^4 \frac{\kappa_1}{T-1} + \frac{4\sigma^4}{(S(T-1)-2)^2}$

where $\kappa_1(S, T) = \frac{(S(T-1))^2(T-1+S(T-1)-2)}{(S(T-1)-2)^2(S(T-1)-4)} > 1$, κ_1 tends to one as B, S tend to infinity.

To highlight the role of the Jacobian matrix in the RS, the top panel of Figure 2 plots the exact posterior distribution and the one obtained from the reverse sampler. They are indistinguishable. The bottom panel shows an incorrectly constructed reverse sampler that does not apply the Jacobian transformation. Notably, the two distributions are not the same. Reweighting by the Jacobian matrix is crucial to targeting the desired posterior distribution.

Figure 5 presents the likelihood based posterior distribution, along with the likelihood free ones produced by ABC and the RS-JI (just identified) for one draw of the data. The ABC results are based on the accept-reject algorithm. The numerical results corroborate with the analytical ones: all the posterior distributions are very similar.

The RS-JI posterior distribution is very close to the exact posterior distribution. Figure 5 also presents results (denoted RS-O) using two additional auxiliary statistics: $\hat{\psi} = (\bar{y}, \hat{\sigma}_y^2, \hat{\mu}_3/\hat{\sigma}_y^2, \hat{\mu}_3/\hat{\sigma}_y^4)$ where $\mu_k = \mathbb{E}(y^k)$. The weight matrix is $\text{diag}(1, 1, 1/2, 1/2)$. The posterior distribution is very close to RS-JI obtained for exact identification. We now explain how the posterior distribution for the overidentified case is obtained.

3 The RS: Case $L \geq K$:

The idea behind the RS is the same when we go from the case of exact to overidentification. The main issue is that the determinant of the rectangular Jacobian matrix is not well defined when $L \neq K$. Hence we use the volume in place of determinant. For a $L \times K$ matrix A , its volume, denoted $\text{vol}(A)$, is the product of the (non-zero) singular values of A , or⁵:

$$\text{vol}(A) = \begin{cases} \sqrt{|A'A|} & L > K, \text{ rank}(A) = K \\ \sqrt{|AA'|} & L > K, \text{ rank}(A) = L. \end{cases}$$

Furthermore, if $A = BC$, $\text{vol}(A) = \text{vol}(B)\text{vol}(C)$. The usual change of variable formula evaluates the (absolute value of the) determinant of the Jacobian matrix when the two sets of variables are of the same dimension. The determinant gives the infinitesimal dilatation of the volume element in passing from one set of variables to another. As shown in Ben-Israel (1999), the determinant can be replaced by the volume of when transforming from sets of a higher dimension to a lower one. The two quantities are identical when the transformation involves sets of the same size.⁶

We first verify that our target distribution is the same whether we calculate the volume or the determinant of the Jacobian matrix when $K = L$. Observe that

$$\widehat{\psi}_\theta^b(\theta^b, \varepsilon^b, \widehat{\psi}) = \frac{\partial \widehat{\psi}^b(\theta^b, \varepsilon^b, \widehat{\psi})}{\partial \widehat{\psi}} \frac{\partial \widehat{\psi}}{\partial \theta^b}. \quad (5)$$

Since $L = K$, W can be set to an identity matrix (denoted I_K). The system of K first order conditions corresponding to the minimization of $J_1^b(\theta)$ are defined by (3) becomes:

$$\mathcal{F}(\theta^b, \varepsilon^b, \widehat{\psi}) = \widehat{\psi}_\theta^b(\theta^b, \varepsilon^b, \widehat{\psi})' W \left(\widehat{\psi} - \widehat{\psi}^b(\theta^b, \varepsilon^b) \right) = 0. \quad (6)$$

Assuming $J_1^b(\theta^b) = 0$, $\psi(\theta^b, \varepsilon) = \widehat{\psi}$, and $\frac{\partial \theta}{\partial \widehat{\psi}}$ is a square matrix when $K = L$. We can directly use the fact that $\mathcal{F}_\theta(\theta^b, \varepsilon^b, \widehat{\psi})d\theta + \mathcal{F}_\psi(\theta^b, \varepsilon^b, \widehat{\psi})d\widehat{\psi} = 0$ to obtain the required determinant:

$$|\widehat{\psi}_\theta^b(\theta^b, \varepsilon^b, \widehat{\psi})|^{-1} = I_K \cdot \left| \frac{\partial \theta}{\partial \widehat{\psi}} \right| = | -\mathcal{F}_\theta(\theta^b, \varepsilon^b, \widehat{\psi})^{-1} \mathcal{F}_\psi(\theta^b, \varepsilon^b, \widehat{\psi}) |. \quad (7)$$

Now to use the volume result, put $A = I_K$, $B = \frac{\partial \theta}{\partial \widehat{\psi}}$ and $C = \frac{\partial \widehat{\psi}}{\partial \theta}$. But A is just a K -dimensional identity matrix. Hence $\text{vol}(I_K) = \text{vol}\left(\frac{\partial \theta}{\partial \widehat{\psi}}\right) \text{vol}\left(\frac{\partial \widehat{\psi}}{\partial \theta}\right)$ which evaluates to

$$\text{vol}\left(\frac{\partial \widehat{\psi}}{\partial \theta}\right)^{-1} = \text{vol}\left(\frac{\partial \theta}{\partial \widehat{\psi}}\right), \quad \text{or} \quad \left| \frac{\partial \widehat{\psi}}{\partial \theta} \right|^{-1} = \left| \frac{\partial \theta}{\partial \widehat{\psi}} \right|$$

⁵See <http://www.encyclopediaofmath.org/index.php/Jacobian>

⁶From Ben-Israel (2001), $\int_V f(v)dv = \int_U f(\phi(u))\text{vol}\left(\phi_u(u)\right)du$ for a real valued function f integrable on V .

which is precisely $|\hat{\psi}_\theta^b(\theta, \varepsilon)|$ as given in (7)⁷. Hence in the exactly identified case, there is no difference whether one evaluates the determinant or the volume of the Jacobian matrix.

For the overidentified case, one modification in addition to replacing the determinant by the volume is necessary. The precise implementation of RS-sampler is follows. Let $\mathbb{K}_\delta(\hat{\psi}, \hat{\psi}^b)$ be a kernel function and δ a tolerance level such that $\mathbb{K}_0(\hat{\psi}, \hat{\psi}^b) = \mathbb{I}_{\|\hat{\psi} - \hat{\psi}^b\|=0}$.

For $b = 1, \dots, B$

- i Generate ε^b from F_ε .
- ii Find $\theta^b = \text{argmin}_\theta J_1^b(\hat{\psi}^b, \hat{\psi})$ where $\hat{\psi}^b = \hat{\psi}(\theta, \varepsilon^b)$;
- iii Set $w(\theta^b, \varepsilon^b) = \pi(\theta^b) \text{vol} \left(\hat{\psi}_\theta^b(\theta^b, \varepsilon^b, \hat{\psi}) \right)^{-1} \mathbb{K}_\delta(J_1^b(\hat{\psi}^b, \hat{\psi}))$ where

$$\text{vol}(\hat{\psi}_\theta^b) = \sqrt{|\hat{\psi}_\theta^{b*} \hat{\psi}_\theta^b|}.$$

- iv reweigh θ^b by $\frac{w(\theta^b)}{\sum_{b=1}^B w(\theta^b)}$.

We now proceed to explain the role of the kernel function. The joint density $h(\theta^b, \varepsilon^b)$ is related to $p_{\hat{\psi}^b, \varepsilon^b}(\hat{\psi}(\theta^b, \varepsilon^b)) = p(\hat{\psi}^b, \varepsilon^b)$ through a change a variable as in the exactly identified case, but now it is expressed in terms of volume:

$$h(\theta, \varepsilon^b | \hat{\psi}) = p(\hat{\psi}^b, \varepsilon^b | \hat{\psi}) \cdot \text{vol} \left(\hat{\psi}_\theta^b(\theta^b, \varepsilon^b, \hat{\psi}) \right)^{-1}$$

Now when $L \geq K$, the objective function $\|\hat{\psi} - \hat{\psi}^b\|_W = J_1^b \geq 0$ measures the extent to which $\hat{\psi}$ deviates from $\hat{\psi}^b$ when the objective function at its minimum. Consider the thought experiment that $J_1^b = 0$ with probability 1, such as enabled by a particular draw of ε^b . Then the arguments above for $K = L$ would have applied. We would still have $p(\theta^b | \hat{\psi}) = \int \pi(\theta^b) p(\hat{\psi}^b, \varepsilon^b | \hat{\psi}) \mathbb{I}_{\|\hat{\psi} - \hat{\psi}^b\|=0} d\varepsilon^b = \int w(\theta^b, \varepsilon^b) h(\theta^b, \varepsilon^b | \hat{\psi}) d\varepsilon^b$, except that the weights are now defined in terms of volume. Proposition 1 would then extend to the case with $L \geq K$.

But in general $J_1^b \neq 0$ almost surely. Nonetheless, we can use only those draws that yield $J_1^b(\theta^b)$ that are sufficiently close to zero. The more draws we make, the tighter this criterion can be. Suppose there is a symmetric kernel satisfying conditions in Pagan and Ullah (1999, p.96) for

⁷The implicit function theorem and computes the gradient gives the same result. Since $\hat{\psi}^b = \hat{\psi}$ we have: $\mathcal{F}_\theta = -\hat{\psi}_\theta^b(\theta^b, \varepsilon^b, \hat{\psi})' W \hat{\psi}_\theta^b(\theta^b, \varepsilon^b, \hat{\psi}) + \sum_j \hat{\psi}_{\theta, \theta_j}^b(\theta^b, \varepsilon^b) W \left(\hat{\psi} - \hat{\psi}^b(\theta^b, \varepsilon^b, \hat{\psi}) \right) = -\hat{\psi}_\theta^b(\theta^b, \varepsilon^b, \hat{\psi})' W \hat{\psi}_\theta^b(\theta^b, \varepsilon^b, \hat{\psi})$. Then $\text{vol}(\mathcal{F}_\theta^{-1} \mathcal{F}_{\hat{\psi}}) = \text{vol}(\mathcal{F}_\theta^{-1}) \text{vol}(\mathcal{F}_{\hat{\psi}}) = \text{vol}(\hat{\psi}_\theta^b(\theta^b, \varepsilon^b, \hat{\psi}))^{-1} |W|^{-1} \text{vol}(\hat{\psi}_\theta^b(\theta^b, \varepsilon^b, \hat{\psi}))^{-1} \text{vol}(\hat{\psi}_\theta^b(\theta^b, \varepsilon^b, \hat{\psi}))^{-1} |W| = \text{vol}(\hat{\psi}_\theta^b(\theta^b, \varepsilon^b, \hat{\psi}))^{-1}$. Hence the weights are the same when we only consider the draws where $J_1^b = 0$ which are the draws we are interested in.

consistent estimation of conditional moments non-parametrically. Then as $B \rightarrow \infty$ and $\delta(B) \rightarrow 0$ with

$$w_\delta(\theta^b, \varepsilon^b) = \pi(\theta^b) \text{vol} \left(\widehat{\psi}_\theta^b(\theta^b, \varepsilon^b, \widehat{\psi}) \right)^{-1} K_{\delta(B)}(\widehat{\psi}, \widehat{\psi}^b), \quad (8)$$

a result analogous to Proposition 1 can be obtained:

$$\begin{aligned} \frac{1}{B} \sum_b w_\delta(\theta^b, \varepsilon^b) \varphi(\theta^b) &\xrightarrow{p} \int \varphi(\theta) w_\delta(\theta, \varepsilon) \text{vol} \left(\widehat{\psi}_\theta^b(\theta^b, \varepsilon^b, \widehat{\psi}) \right) p(\widehat{\psi}, \varepsilon^b) d\theta d\varepsilon^b \\ &= \int \varphi(\theta) \pi(\theta) \mathbb{1}_{\|\widehat{\psi} - \widehat{\psi}^b\|=0} p(\widehat{\psi}^b, \varepsilon^b) d\theta d\varepsilon^b \\ &= \int \varphi(\theta) \pi(\theta) \mathbb{1}_{\|\widehat{\psi} - \widehat{\psi}^b\|=0} p(\widehat{\psi}, \varepsilon^b) d\theta d\varepsilon^b \\ &= \int \varphi(\theta) \pi(\theta) L(\widehat{\psi}|\theta) d\theta. \end{aligned}$$

Similarly, the integrating constant is consistent:

$$\frac{1}{B} \sum_b w_\delta(\theta^b, \varepsilon^b) \varphi(\theta^b) \xrightarrow{p} \int \pi(\theta) L(\widehat{\psi}|\theta) d\theta.$$

Hence, the RS sampler still recovers the posterior distribution with the infeasible likelihood. Note that the kernel function was introduced for developing a result analogous to Proposition 1, but no kernel smoothing is required in practical implementation. What is needed for the RS in the overidentified case is B draws with sufficiently small $J_1(\theta^b)$. Hence, we can borrow the idea used in the AR-ABC. Specifically, we fix a quantile q , repeat $\lceil B/q \rceil$ times until the desired number of draws is obtained. Discarding some draws seems necessary in many ABC implementations.

It is interesting to note that in the overidentified case, both ABC and RS rely on the \mathbb{K}_δ to keep draws close to $\widehat{\psi}^b$ so that the sum converges to the integral at a non-parametric rate of convergence. However, the RS uses the first order conditions $\widehat{\psi}^b(\theta^b, \varepsilon^b)' W \left(\widehat{\psi}_\theta^b(\theta^b, \varepsilon^b, \widehat{\psi}) - \widehat{\psi} \right) = 0$ to indicate which K combinations of $\widehat{\psi}^b(\theta^b, \varepsilon^b) - \widehat{\psi}$ are set equal to zero. The ABC does not use this information which implies that in ABC the rate of convergence depends on the dimension of the problem being L . The RS effectively reduces the dimension to $L - K$ which is exactly zero when $K = L$.

The following two examples illustrate the properties of the ABC and RS posterior distributions. The first example uses sufficient statistics and second example does not. Both the ABC and RS set the quantile so to achieve the desired number of draws, as discussed in Section 2.

Example 4: Exponential Distribution Let $y_1, \dots, y_T \sim \mathcal{E}(\theta)$, $T = 5$, $\theta_0 = 1/2$. Now $\widehat{\psi} = \bar{y}$ is a sufficient statistic for y_1, \dots, y_T . For a flat prior $\pi(\theta) \propto 1_{\theta \geq 0}$ we have:

$$p(\theta|\bar{y}) \propto p(\theta|y_1, \dots, y_T) = \theta^T \exp(-\theta^T \bar{y}) \sim \Gamma(T + 1, T\bar{y})$$

In the just identified case, we let $u_t^b \sim \mathcal{U}_{[0,1]}$ and $y_t^b = -\log(1 - u_t^b)/\theta^b$. This gives

$$\hat{\psi}^b = \frac{1}{T} \sum_{t=1}^T y_t^b = -\frac{1}{T} \sum_{t=1}^T \frac{\log(1 - u_t^b)}{\theta^b}.$$

Since $\bar{y}^b = \bar{y}$, the Jacobian matrix is

$$\hat{\psi}_b(\theta^b) = \frac{d\hat{\psi}^b(\theta)}{d\theta} \Big|_{\theta^b} = \frac{1}{T} \sum_{t=1}^T \frac{\log(1 - u_t^b)}{[\theta^b]^2} = -\frac{\bar{y}}{\theta^b}.$$

Hence for a given T , the weights are: $w(\theta^b, u^b) \propto \mathbb{I}_{\theta^b \geq 0} \frac{\theta^b}{\bar{y}^b} = \frac{\theta^b}{\bar{y}}$. We verified that the numerical results agree with this analytical result.

In the over identified case, we consider two moments:

$$\hat{\psi}^b = \begin{pmatrix} \bar{y}^b \\ \hat{\sigma}_y^{b,2} \end{pmatrix} = \begin{pmatrix} \frac{1}{T} \sum_{t=1}^T y_t^b \\ \frac{1}{T} \sum_{t=1}^T (y_t^b)^2 - (\frac{1}{T} \sum_{t=1}^T y_t^b)^2 \end{pmatrix}.$$

Since $\frac{dy_t^b}{d\theta} = \frac{\log(1-u_t^b)}{(\theta^b)^2} = -\frac{y_t^b}{\theta^b}$. If $\delta = 0$, the Jacobian matrix is

$$\hat{\psi}_\theta^b = - \begin{pmatrix} \frac{1}{T} \sum_{t=1}^T \frac{y_t^b}{\theta} \\ \frac{2}{\theta^b} \frac{1}{T} \sum_{t=1}^T (y_t^b)^2 - \frac{2}{\theta^b} \left[\frac{1}{T} \sum_{t=1}^T y_t^b \right]^2 \end{pmatrix} = - \begin{pmatrix} \frac{\bar{y}^b}{\theta^b} \\ \frac{2}{\theta^b} (\hat{\sigma}_y^b)^2 \end{pmatrix} = - \begin{pmatrix} \frac{\bar{y}}{\theta^b} \\ \frac{2(\hat{\sigma}_y)^2}{\theta^b} \end{pmatrix}.$$

The volume to be computed is $\text{vol}(\hat{\psi}_\theta^b) = \sqrt{|\hat{\psi}_\theta^{b'} \hat{\psi}_\theta^b|}$, as stated in the algorithm. Even if $W = I$, the volume is the determinant of $\hat{\psi}_\theta^b$ in the exactly identified case, plus a term relating to the variance of y^b . We computed $\hat{\psi}_\theta^b$ for draws with $J_1^b \approx 0$ using numerical differentiation⁸ and verified that the values are very close to the ones computed using the analytical ones for this example.

Figure 5 depicts a particular draw of the ABC posterior distribution (which is also the exact in this case given the use of sufficient statistics), along with two generated by the RS sampler. The first one uses the sample mean as auxiliary statistic and hence exactly identified. The second uses two auxiliary statistics: the sample mean and the sample variance. For the AR-ABC, we draw from the prior ten million times and keep the ten thousand nearest draws. This corresponds to a value of $\delta = 0.0135$. For the RS, we draw one million times⁹ and keep the ten thousand nearest draws which corresponds to a $\delta = 0.0001$. As for the weight matrix W , if we put $W_{11} > 0$ and zero

⁸In practice since the mapping $\theta \rightarrow \hat{\psi}^b(\theta)$ is not known analytically the derivatives are approximated using finite differences: $\partial_{\theta_j} \hat{\psi}^b(\theta) \simeq \frac{\hat{\psi}^b(\theta + e_j \varepsilon) - \hat{\psi}^b(\theta - e_j \varepsilon)}{2\varepsilon}$ for $\varepsilon \simeq 0$.

⁹This means that we solve the optimization problem one million times. Given that the optimization problem is one dimensional, the one dimensional R optimization routine *optimize* is used. It performs a combination of the golden section with parabolic interpolations. The optimum is found, up to a given tolerance level (the default is 10^{-4}), over the interval $[0, 10]$.

elsewhere, we will recover the exactly identified distribution. Here, we intentionally put a positive weight on the variance (which is not a sufficient statistic) to check the effect on the posterior mean. With $W_{11} = 1/5$ and $W_{22} = 4/5$, the RS posterior means are 0.7452 and 0.7456 for the just and overidentified cases. The corresponding values are 0.7456 and .7474 for the exact posterior and the ABC-AR. They are very similar.

Example 5: ARMA(1,1): For $t = 1, \dots, T = 200$ and $\theta_0 = (\alpha_0, \theta_0, \sigma_0) = (0.5, 0.5, 1.0)$, the data are generated as

$$y_t = \alpha y_{t-1} + \varepsilon_t + \theta \varepsilon_{t-1}, \quad \varepsilon_t \sim \mathcal{N}(0, \sigma^2).$$

Least squares estimation of the auxiliary model

$$y_t = \phi_1 y_{t-1} + \phi_2 y_{t-2} + \phi_3 y_{t-3} + \phi_4 y_{t-4} + u_t$$

yields $L = 5 > K = 3$ auxiliary parameters

$$\hat{\psi} = (\hat{\phi}_1, \hat{\phi}_2, \hat{\phi}_3, \hat{\phi}_4, \hat{\sigma}_u^2).$$

We let $\pi(\alpha, \theta, \sigma) = \mathbb{I}_{\alpha, \theta \in [-1, 1], \sigma \geq 0}$. and $W = I_5$ which is inefficient. In this example, $\hat{\psi}$ are not sufficient statistics since y_t has an infinite order autoregressive representation.

We draw σ from a uniform distribution on $[0, 3]$ since $\mathcal{U}_{[0, \infty]}$ is not a proper density. The weights of the RS are obtained by numerical differentiation. The likelihood based posterior is computed by MCMC using the Kalman Filter to build up the likelihood with initial condition $\varepsilon_0 = 0$. As mentioned above, the desired number of draws can be obtained by setting the quantile instead of setting the tolerance δ . For the RS, we keep the 1/10=10% closest draws corresponding to a $\delta = 0.0006$. The SMC-ABC¹⁰ is also used to compare the results by setting a targeted δ equal to the one achieved by the RS. The time required to compute the 10,000 posterior draws is 6 hours for the RS, 109 hours for the SMC-ABC and 6 minutes using the likelihood. This large difference in time between the RS and the SMC-ABC can be partly traced back to the number of times we have to simulate the model: 11,922,443 for the RS and 126,610,016 for the SMC-ABC. The difference is ten-fold. The acceptance probability for the SMC-ABC is indeed very low, 8×10^{-5} in the last round of draws. Also note that the computation of the SMC-ABC time is more then ten-fold that of the RS which suggests that other operations are costly¹¹.

¹⁰The SMC-ABC refers to the Sequential Monte Carlo implementation of ABC which is more efficient at targeting the posterior than the ABC-AR. We would like to thank Christopher Drovandi for providing us with the code for implementing the SMC-ABC. Details of the implementation are described in Vo et al. (n.d.).

¹¹In the case of the AR which is not reported in the figure, keeping the 1/10,000=0.01% closest draws corresponds to a value of $\delta = 0.0132$ and takes about 63 hours.

4 Acceptance Rate

The RS was initially used as a framework to help understand frequentist (SMD) and the Bayesian (ABC) way of likelihood-free estimation. But it turns out that the RS has one computation advantage that is worth highlighting. The issue pertains to the low acceptance rate of the ABC.

As noted above, the MCMC-ABC exactly recovers posterior distribution associated with the infeasible likelihood if $\hat{\psi}$ are sufficient statistics and $\delta = 0$, Blum (2010). Of course, $\delta = 0$ is an event of measure zero, and the ABC approximation bias depends on δ . In theory, a small δ is desired. The ABC needs a large number of draws to accurately approximate the posterior and can be computationally costly.

To illustrate this point, consider estimating the mean m in Example 3 with $\sigma^2 = 1$ assumed to be known, and $\pi(m) \propto 1$. From a previous draw m^b , a random walk step gives $m^* = m^b + \varepsilon, \varepsilon \sim \mathcal{N}(0, 1)$. For small δ , we can assume $m^* | \hat{m} \sim \mathcal{N}(\hat{m}, 1/T)$. From a simulated sample of T observations, we get an estimated mean $\hat{m}^* \sim \mathcal{N}(m^*, 1/T)$. As is typical of MCMC chains, these draws are serial correlated. To see that the algorithm can be stuck for a long time if m^* is far from \hat{m} , observe that the event $\hat{m}^* \in [\hat{m} - \delta, \hat{m} + \delta]$ occurs with probability

$$\mathbb{P}(\hat{m}^* \in [\hat{m} - \delta, \hat{m} + \delta]) = \Phi\left(\sqrt{T}(\hat{m} + \delta - m^*)\right) - \Phi\left(\sqrt{T}(\hat{m} - \delta - m^*)\right) \approx 2\sqrt{T}\delta\phi\left(\sqrt{T}(\hat{m} - m^*)\right).$$

The acceptance probability $\int_{m^*} \mathbb{P}(\hat{m}^* \in [\hat{m} - \delta, \hat{m} + \delta]) dm^*$ is thus approximately linear in δ . To keep the number of accepted draws constant, we need to increase the number of draws as we decrease δ .

This result that the acceptance rate is linear in δ also applies in the general case. Assume that $\hat{\psi}^*(\theta^*) \sim \mathcal{N}(\psi(\theta^*), \Sigma(\theta^*)/T)$. We keep the draw if $\|\hat{\psi} - \hat{\psi}^*(\theta^*)\| \leq \delta$. The probability of this event can be bounded above by $\sum_{j=1}^K \mathbb{P}\left(|\hat{\psi}_j - \hat{\psi}_j^*(\theta^*)| \leq \delta\right)$ i.e.:

$$\sum_{j=1}^K \Phi\left(\frac{\sqrt{T}}{\sigma_j}(\hat{\psi}_j + \delta - \psi_j(\theta^*))\right) - \Phi\left(\frac{\sqrt{T}}{\sigma_j}(\hat{\psi}_j - \delta - \psi_j(\theta^*))\right) \approx 2\sqrt{T}\delta \sum_{j=1}^K \frac{\phi}{\sigma_j} \left(\frac{\sqrt{T}}{\sigma_j}(\hat{\psi}_j - \psi_j(\theta^*))\right).$$

The acceptance probability is still at best linear in δ . In general we need to increase the number of draws at least as much as δ declines to keep the number of accepted draws fixed.

Table 2: Acceptance Probability as a function of δ

δ	10	1	0.1	0.01	0.001
$\mathbb{P}(\ \hat{\psi} - \hat{\psi}^b\ _W \leq \delta)$	0.72171	0.16876	0.00182	0.00002	0.00000

Table 2 shows the acceptance rate for Example 3 for $\theta_0 = (m_0, \sigma_0^2) = (0, 2)$, $T = 20$, and weighting matrix $W = \text{diag}(\hat{\sigma}^2, 2\hat{\sigma}^4)/T, \pi(m, \sigma^2) \propto \mathbb{I}_{\sigma^2 \geq 0}$. The results confirm that for small values

of δ , the acceptance rate is approximately linear in δ . Even though in theory, the target ABC posterior should be closer to the true posterior when δ is small, this may not be true in practice because of the poor properties of the MCMC chain. At least for this example, the MCMC chain with moderate value of δ provides a better approximation to the true posterior density. Or, an alternative sampler might be desirable, such as the Sequential Monte-Carlo (importance sampling) algorithm proposed by Sisson et al. (2007); Sisson and Fan (2011).

This problem appears not to be specific to the the indicator function/rectangular kernel formulation of the ABC. Gao and Hong (2014) analyzes the estimator of Creel and Kristensen (2013) (which is effectively a noisy ABC estimator). They suggests that the problem arises because to compensate for the large variance associated with the kernel, the number of simulations need to be larger than $T^{K/2}$ to achieve \sqrt{T} convergence, where K is the number of regressors. To overcome this problem, Beaumont et al. (2002) suggests local regression adjustment, while Bonassi and West (2015) suggests sequential monte carlo with adaptive weighting (hereafter SMC-AW). The RS circumvents this problem because each θ^b is accepted by virtue of being the solution of an optimization problem, and hence $\hat{\psi} - \hat{\psi}^b(\theta^b)$ is the smallest possible. In fact, in the exactly identified case, $\delta = J_1^b = 0$. Furthermore, the sequence of optimizers are independent, and the sampler cannot be stuck. We use one more example to highlight this feature.

Example 6: Mixture Distribution Consider the example in Sisson et al. (2007), also considered in Bonassi and West (2015). Let $\pi(\theta) \propto 1_{\theta \in [-10, 10]}$ and

$$x|\theta \sim 1/2\mathcal{N}(\theta, 1) + 1/2\mathcal{N}(\theta, 1/100)$$

Suppose we observe one draw $x = 0$. Then the true posterior is $\theta|x \sim 1/2\mathcal{N}(0, 1) + 1/2\mathcal{N}(0, 1/100)$ truncated to $[-10, 10]$. We also consider the Sequential Monte Carlo (SMC) implementations of ABC considered in Sisson et al. (2007) and Bonassi and West (2015). As in these papers, we choose three tolerance levels: (2, 0.5, 0.025) for AR-ABC. Figure 5 shows that the ABC posterior distributions computed using accept-reject sampling with $\delta = 0.025$ are similar to the ones using SMC with and without adaptive weighting. The RS posterior distribution is close to both ABC-SMC and ABC-SMC-AW, and all similar to Figure 3 reported in Bonassi and West (2015). However, they are quite different from the AR-ABC with $\delta = 2$ and 0.5 are 2, showing that the choice of δ is important in ABC.

While the SMC, RS, and ABC-AR sampling schemes can produce similar posterior distributions, Table 3 shows that their computational time differ dramatically. The two SMC algorithms need to sample from a multinomial distribution which are evidently more time consuming. When $\delta = 0.25$, the AR-ABC posterior distribution is close to the ones produced by the SMC samplers and the RS,

but the computational cost is still high. The AR-ABC is computationally efficient when δ is large, but as seen from Figure 5, the posterior distribution suggests that the sampler is being stuck. The RS takes 0.0017 seconds to solve, which is amazingly fast because for this example, the solution is available analytically. No optimization is involved, and there is no need to evaluate the Jacobian because the model is linear. Of course, in cases when the SMD problem is numerically challenging, numerical optimization can be time consuming as well. Our results nonetheless suggest a role for optimization in Bayesian computation; they need not be mutually exclusive. Combining the ideas is an interesting topic for future research.

Table 3: Computation Time (in seconds)

RS	ABC-Accept/Reject			ABC-SMC	
	$\delta=2$	$\delta=.5$	$\delta=.025$	Sisson et-al	Bonassi-West
.0017	0.4973	1.6353	33.8136	190.1510	199.1510

5 Conclusion

This paper studies properties of the reverse sampler considered in Forneron and Ng (2014) for likelihood-free estimation. The sampler produce draws from the infeasible posterior distribution by solving a sequence of frequentist SMD problems. We showed that the reverse sampler uses the Jacobian matrix as importance ratio. We showed that for the overidentified case, the importance ratio can be computed using volume of the Jacobian matrix. The reverse sampler does not suffer from the problem of low acceptance rate that makes the ABC computationally demanding.

References

- Bao, Y. and Ullah, A. 2007, The Second-Order Bias and Mean-Squared Error of Estimators in Time Series Models, *Journal of Econometrics* **140**(2), 650–669.
- Beaumont, M., Zhang, W. and Balding, D. 2002, Approximate Bayesian Computation in Population Genetics, *Genetics* **162**, 2025–2035.
- Ben-Israel, A. 1999, The Change of Variables Formula Using Matrix Volume, *SIAM Journal of Matrix Analysis* **21**, 300–312.
- Ben-Israel, A. 2001, An Application of the Matrix Volume in Probability, *Linear Algebra and Applications* **321**, 9–25.
- Blum, M. 2010, Approximate Bayesian Computation: A Nonparametric Perspective, *Journal of the American Statistical Association* **105**(491), 1178–1187.
- Bonassi, F. and West, M. 2015, Sequential Monte Carlo With Adaptive Weights for Approximate Bayesian Computation, *Bayesian Analysis* **10**(1), 171–187.
- Chopin, N. 2004, Central Limit Theorem for Sequential Monte Carlo Methods and its Applications to Bayesian Inference, *The Annals of Statistics* **32**(6), 2835–2411.
- Creel, M. and Kristensen, D. 2013, Indirect Likelihood Inference, *mimeo*, UCL.
- Duffie, D. and Singleton, K. 1993, Simulated Moments Estimation of Markov Models of Asset Prices, *Econometrica* **61**, 929–952.
- Forneron, J. J. and Ng, S. 2014, The ABC of Simulation Estimation with Auxiliary Statistics, arXiv:1501.01265.
- Gallant, R. and Tauchen, G. 1996, Which Moments to Match, *Econometric Theory* **12**, 657–681.
- Gao, J. and Hong, H. 2014, A Computational Implementation of GMM, SSRN Working Paper 2503199.
- Gourieroux, C., Monfort, A. and Renault, E. 1993, Indirect Inference, *Journal of Applied Econometrics* **85**, 85–118.
- Jiang, W. and Turnbull, B. 2004, The Indirect Method: Inference Based on Intermediate Statistics—A Synthesis and Examples, *Statistical Science* **19**(2), 239–263.
- Marjoram, P., Molitor, J., Plagnol, V. and Tavaré, S. 2003, Markov Chain Monte Carlo Without Likelihoods, *Proceedings of the National Academy of Science* **100**(26), 15324–15328.
- Newey, W. and McFadden, D. 1994, Large Sample Estimation and Hypothesis Testing, *Handbook of Econometrics*, Vol. 36:4, North Holland, pp. 2111–2234.
- Pagan, A. and Ullah, A. 1999, *Nonparametric Econometrics*, Vol. Themes in Modern Econometrics, Cambridge University Press.
- Pritchard, J., Seielstad, M., Perez-Lezman, A. and Feldman, M. 1996, Population Growth of Human Y chromosomes: A Study of Y Chromosome MicroSatellites, *Molecular Biology and Evolution* **16**(12), 1791–1798.
- Rilstone, P., Srivastara, K. and Ullah, A. 1996, The Second-Order Bias and Mean Squared Error of Nonlinear Estimators, *Journal of Econometrics* **75**, 369–385.

- Sisson, S. and Fan, Y. 2011, Likelihood Free Markov Chain Monte Carlo, *in* S. Brooks, A. Gelman, G. Jones and X.-L. Meng (eds), *Handbook of Markov Chain Monte Carlo*, Vol. Chapter 12, pp. 313–335. arXiv:10001.2058v1.
- Sisson, S., Fan, Y. and Tanaka, M. 2007, Sequential Monte Carlo Without Likelihood, *Proceedings of the National Academy of Science* **104**(6), 1760–1765.
- Smith, A. 1993, Estimating Nonlinear Time Series Models Using Simulated Vector Autoregressions, *Journal of Applied Econometrics* **8**, S63–S84.
- Tavare, S., Balding, J., Griffiths, C. and Donnelly, P. 1997, Inferring Coalescence Times From DNA Sequence Data, *Genetics* **145**, 505–518.
- Vo, R., Drovandi, C., Pettitt, A. and Pettit, G. n.d., Melanoma Cell Colony Expansion Parameters Revealed by Approximate Bayesian Computation, eprints.qut.edu/au/83824.
- Wilkinson, R. 2008, Approximate Bayesian Computation (ABC) Gives Exact Results Under the Assumption of Model Error, Technical Report, arXiv:0811.3355.

Figure 1: Normally Distributed data

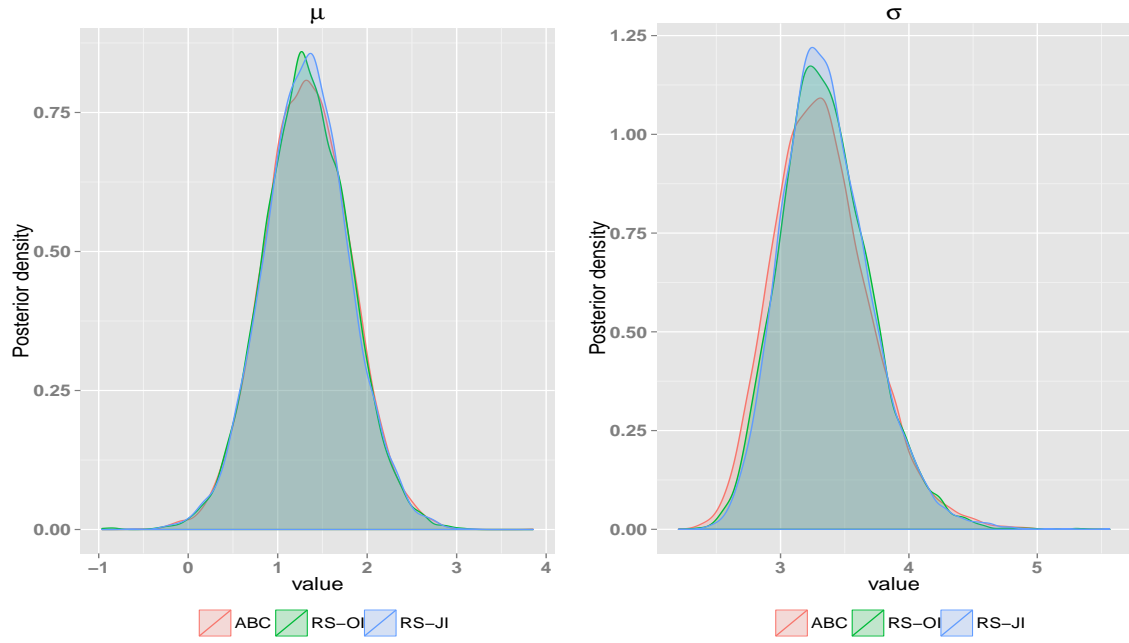


Figure 2: The Importance Weights in RS

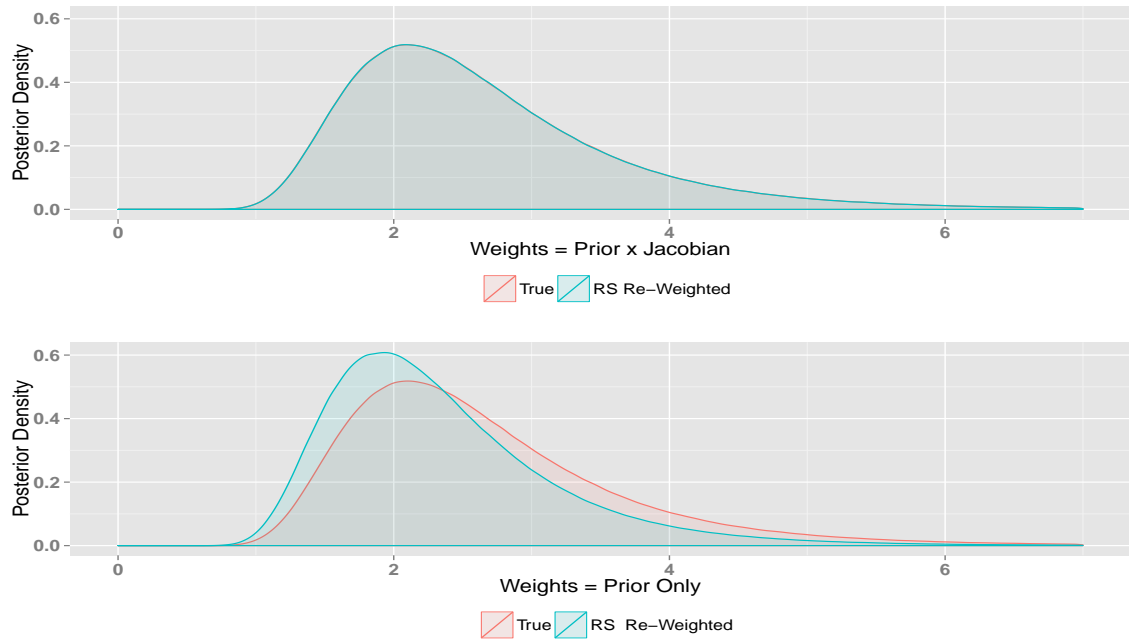


Figure 3: Exponential Distribution

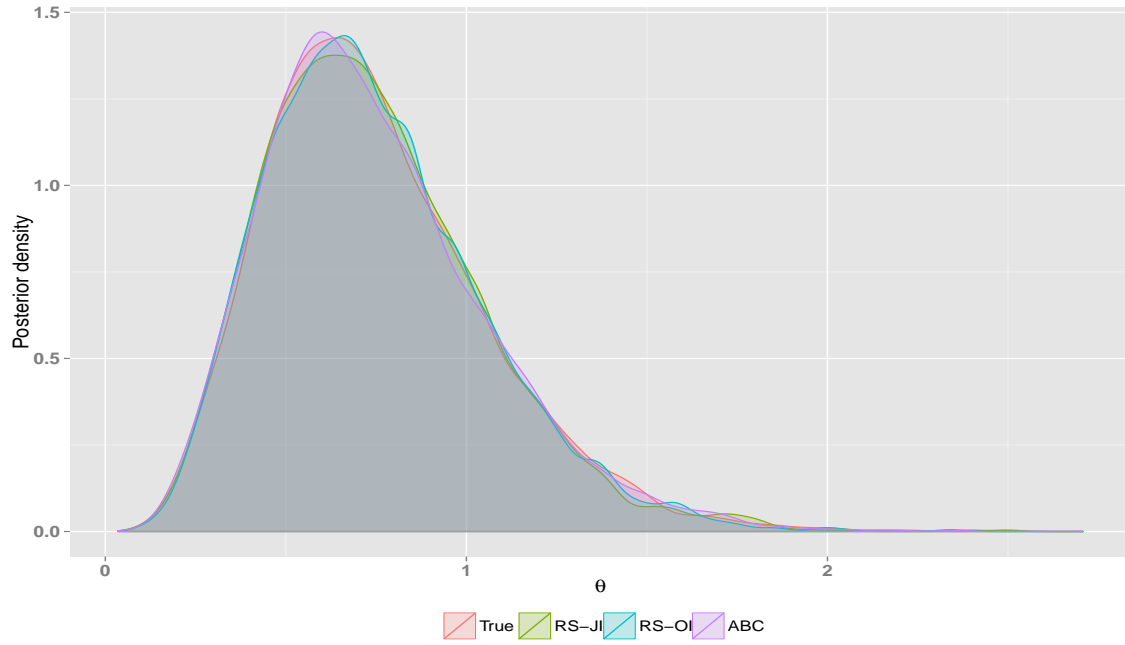


Figure 4: ARMA Model

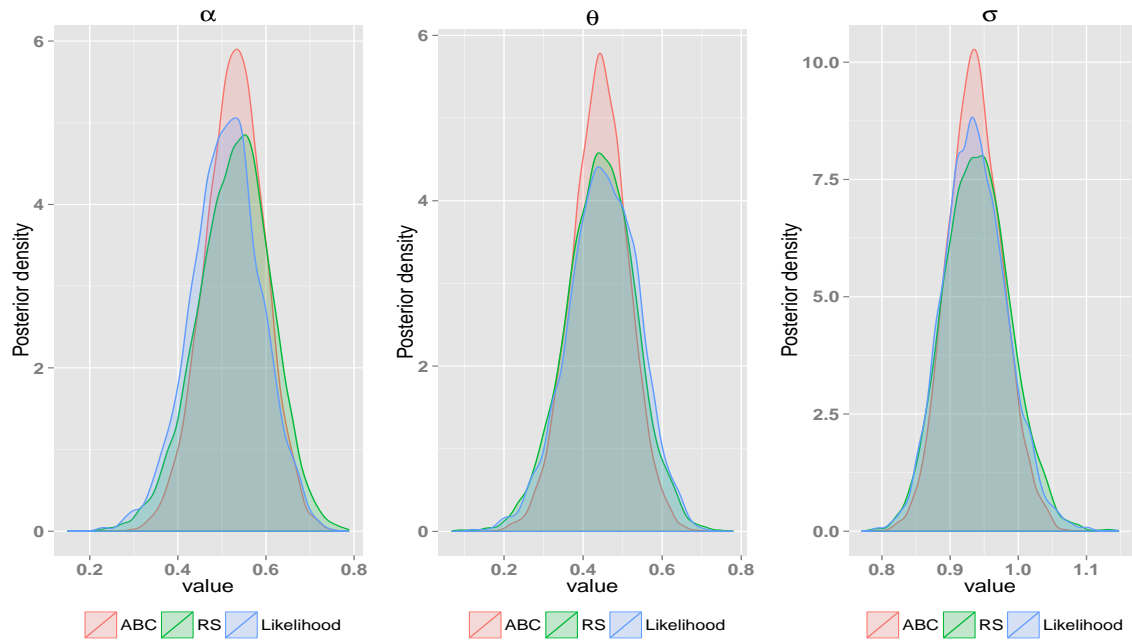


Figure 5: Mixture Distribution

