

Could optical lattices be used to simulate real materials?

J.P. Hague and C.MacCormick

Department of Physical Sciences, The Open University, MK7 6AA, UK

(Dated: 23rd June 2014)

With the aim of understanding whether it is possible to build a quantum simulator with optical potentials that can probe multi-band effects, we carry out density functional theory calculations for a system of cold atoms / ions. These move in a $1/r$ periodic potential convoluted by Gaussian resolution effects, which represent the closest form of optical lattice to the nuclear potential in materials, that could be generated with painted potentials or holograms. We demonstrate that while resolution effects in optical lattices affect bandstructures, the physics of the bands closest to the fermi surface is sufficiently similar to that in real materials that the quantum simulators could give useful insight into complex multi-band processes. We determine that decoherence effects are sufficiently small that they do not destroy multi-band effects, however there are strict constraints on the temperature and strength of interactions in experimental systems. The interaction form investigated here is most appropriate for cold ions, since inter-ion potentials have a native $1/r$ form. While a scaling argument demonstrates that (with the exception of the lightest ions) cold ions in optical lattices have interactions that are too large to form direct material analogues at currently achievable temperatures, the technology for very low temperature cold ion systems is rapidly progressing, and the interactions between ions are sufficiently similar to those between electrons that we expect them to be useful as a tuneable system for comparison with ab-initio numerical techniques. On the other hand, interaction strengths and forms between Rydberg atoms or polar molecules can be tuned to the right magnitude. Owing to the way correlation between atoms is considered, the results here represent a best case for where $1/r$ interactions between atoms can be achieved. If such interactions can be achieved experimentally then detailed quantum simulator analogues of real materials might be constructed.

PACS numbers: 37.10.Jk, 67.85.-d, 71.15.Mb, 31.15.-p

I. INTRODUCTION

Systems of cold atoms, ions and quantum dots have been highly successful as quantum simulators for simplified one-band models of condensed matter, such as the Hubbard model. Real materials, on the other hand, consist of multiple electronic bands, interacting in a periodic potential of nuclei with $1/r$ form. The purpose of this article is to establish if resolution limits on optical lattices are prohibitive for making cold atom or cold ion quantum simulators that emulate the multi-band physics of materials with such potentials.

The ratio of the width of electronic bands to Coulomb interactions gives a rough estimate of the level of quantum correlation in materials, and it is possible to identify several regimes of interest. The limiting behaviors of strong and weak correlation are well studied and understood. In the strong correlation limit, i.e. in materials where the electrons are well localized to atoms, and electronic bands are very narrow, the Hubbard model is accurate. However, the Hubbard model is strictly invalid for any real system if the size of the interaction, U , is not large relative to the electron hopping between sites, t [1]. For systems where the bands are slightly less narrow, multiple Hubbard parameters can be introduced to maintain accuracy, but the kinetic energy must still remain small relative to the Coulomb repulsion for multi-band Hubbard models to accurately describe a real material.

In the alternative weak correlation limit, ab-initio techniques such as density functional theory are accurate and

popular [2]. However, the reliable modeling of materials using computers is difficult to achieve for many interesting systems, because similar energy scales are associated with the width of electronic bands and the size of the Coulomb interaction between electrons. Currently, the regime of intermediate correlation where the band width and interaction have similar energies can not be treated reliably using numerical techniques (in the sense that accurate results are not always guaranteed), since the electron density varies too quickly for traditional ab-initio techniques and the bands are too wide for Hubbard approximations. It would be interesting to have quantum simulators that can probe the physics of such intermediate correlation in systems with multiple bands. Systems of cold atoms or ions in optical lattices may provide such a possibility. Cold atom or ion quantum simulators that have multiple electronic bands could also be used to examine intermediate correlation physics in a controllable way that would be useful as a benchmark for numerical methods, potentially leading to improvements in such approaches.

In this paper, we aim to understand theoretically a specific part of this problem, namely the consequences of approximating $1/r$ periodic nuclear potentials with optical lattices. Ideally a quantum simulator for condensed matter systems would faithfully reproduce the periodic $1/r$ potentials due to the lattice, which imposes stringent conditions upon the optical lattice, and hence upon the design of the optical system. Understanding the constraints placed upon the lattice by the limitations of the

TABLE I. Comparison of quantum simulators and their interactions with real materials. Cold ions in optical lattice systems have the closest interaction forms to real materials. Rydberg and polar molecules have in inter atom interaction of the form $1/r^n$, which may be varied to $n = 1$ under certain circumstances, but is more typically $n = 3$.

| System | Electron analogue | Interaction | External potential |
|---------------------------|-------------------|-------------|--|
| Real material | electron | $1/r$ | Z/r |
| Cold ions | ion | $1/r$ | $Z\text{erf}(r/w\sqrt{2})/r + C \exp(-r^2/2w^2)$ |
| Rydberg / polar molecules | atom or molecule | $1/r^n$ | $Z\text{erf}(r/w\sqrt{2})/r + C \exp(-r^2/2w^2)$ |
| Quantum dot | electron | $1/r$ | $C \exp(-r^2/2w^2)$ |

optics, and the demands of the simulation is the goal of this paper. Our approach uses a density functional approach is used to study the formation of energy bands in simulated graphene and boron nitride using the near $1/r$ potential due to an experimentally realizable optical lattice. In the systems described in this paper, the electrons in materials are simulated by cold ions, Rydberg atoms or polar molecules, with e.g. each ion representing an electron. Cold ions natively have a $1/r$ interaction, and the Rydberg atoms or polar molecules might be dressed to achieve an approximation to such a form, as discussed later, and summarized in the table. We propose using painted potentials or holograms to form an optical lattice that can be tuned in a controlled way such that, in certain limits, one can recover the full electron Hamiltonian of the condensed matter system,

$$H = -\hbar^2 \sum_i \nabla_i^2 \psi / 2m_e + \sum_\alpha V_{\text{ext}}(r) + \sum_{i<j} V_{\text{int}}(r_{ij}) \quad (1)$$

where in the condensed matter system $V_{\text{ext}}(r) = 1/r_{i\alpha}$ where α is an index for the nuclei, m_e is the mass of the electron and the interaction potential, $V_{\text{int}}(r)$ also has a $1/r$ form. The direct interaction between nuclei is neglected in Eqn. 1 (Born–Oppenheimer approximation). Note that in an optical lattice system, the potentials representing nuclei are static, and therefore the direct interaction between nuclei is naturally neglected. Therefore the physics is treated analogously to the Born–Oppenheimer approximation. Treating phonon effects with optical lattices is beyond the scope of this paper, and has been discussed elsewhere (See e.g. Ref. 3). In the following, we will also consider the hamiltonian for interacting cold atoms in an external potential,

$$H = -\hbar^2 \sum_i \nabla_i^2 \psi / 2M + \sum_\alpha V'_{\text{ext}}(r) + \sum_{i<j} V'_{\text{int}}(r_{ij}) \quad (2)$$

where whole atoms with mass M replace electrons, and V'_{ext} represents the external potential felt by atoms in an optical lattice. The purpose is to discuss the effects of constructing the closest possible approximations of $V'_{\text{ext}}(r)$ to the $1/r$ potentials found in condensed matter systems. This can be achieved by convolving the $1/r$ potential with a Gaussian beam using either holograms or painted potentials, such that as the beam width is small compared to the optical lattice spacing the $1/r$ potential naturally emerges, as discussed below.

Typical experimental implementations of cold atom quantum simulators have focused on the Hubbard model [4–7], and other simulators made from cold ions or Rydberg atoms have been constructed to examine spin systems [8–10]. In these systems, atoms or ions in the simulator represent electrons in a simplified material, and an optical lattice represents the external potential from a periodic array of nuclei [11]. A wide range of theoretical studies have focused on the strong correlation limits [9, 11, 12]. We also note that quantum simulators of the Hubbard and other models can be constructed using cold ions, by using the resulting spin systems in combination with the Jordan–Wigner transformation [13, 14].

On the other hand, the weak correlation limit has had limited attention [15]. Of particular interest is the application of density functional theory to the band structures of hydrogen like cold atom systems interacting via δ -function like potentials in a shallow sinusoidal optical lattice, simulated by Ma *et al.* [16]. The all atom (all electron) methods used here and in Ref. [16] work in continuous space, and should not be confused with methods such as Bethe-ansatz LDA (BALDA) which focus on Hubbard models on discrete lattices [17]. Before continuing, we wish to make it clear that we are not simulating Hubbard models in this paper, rather we are applying density functional theory techniques to cold atoms moving in continuous lattices.

II. METHOD

For a realistic quantum simulator, a key issue is the use of optical lattices to generate periodic potentials for the cold atoms. The typical sinusoidal form of lattice potential is far from the attractive $1/r$ potential generated by nuclei. Holograms [18, 19] and painted potentials [20] offer the possibility to make custom optical lattices. Even then, it is not possible to make the sharp features of the $1/r$ potential. Since the lattice is formed optically, minimum feature sizes are on the order of $2w = \lambda/2$, where λ is the wavelength of the light. A good guess at the best form of lattice potential that can be formed would be the convolution of a Z_P/r potential with a Gaussian beam with half width, w , where Z_P is the atomic number (in the following, w is also referred to as the half waist). This convoluted potential has the form,

$$V'_{\text{ext}} = Z_P \text{erf}(r/w\sqrt{2})/r, \quad (3)$$

such that the $1/r$ form is recovered as $w \rightarrow 0$. It can be advantageous to make an additional augmentation by increasing the beam intensity at $r = 0$ leading to the potential,

$$V'_{\text{ext}} = Z_P[\text{erf}(r/\sqrt{2}w)/r + C \exp(-r^2/2w^2)], \quad (4)$$

which gives the potential a form that is actually slightly closer to the $1/r$ potential if C is not too large. A comparison between these potentials and the $1/r$ nuclear potential can be seen in Fig. 1a. The nuclei in condensed matter systems sit in periodic arrays, and sums of these potentials can be seen in Fig. 1b. These have a $1/r$ form for small w , and eventually gain a sinusoidal form as w is increased. This can be more clearly seen in the Fourier coefficients of the array (Fig. 1c). In the following, we will show that it is possible to get bandstructures that capture the physics near the Fermi surface well, even in systems where the waist is sufficiently large that the form of the optical lattice approaches the sinusoidal form, but with the caveat that better band structures could be simulated if lower temperatures can be achieved, or if sub-wavelength optical lattices can be used. We will return to the question of specific operating temperatures later in the paper.

To examine the smearing effects of optical resolution on the band structure, we make use of the local density approximation of density functional theory. Specifically, we use a modified version of the ELK implementation [21] of an all-electron linear augmented plane wave (LAPW) density functional theory (DFT) to examine the band structures and particle density. In particular, so that the external potential has the form in Eqn. 4. In the following, a is the lattice spacing for the optical lattice, a_{CM} is the lattice spacing in the condensed matter system to be simulated, a_0 is the Bohr radius, M is the mass of the cold atoms in the simulator, and m_e the mass of the electron. Throughout, we assume that a $1/r$ interaction can be formed between the electron analogues, which may be dressed cold atoms, polar molecules, cold ions or the electrons in quantum dot lattices. In the following, results labelled $w = 0$ represent the full electron system calculated with the unmodified ELK code.

III. RESULTS AND DISCUSSION

Calculations are made for low dimensional quantum simulators for materials, since 2D lattices are the simplest to form using painted potentials or holograms. The two systems selected for study are a graphene simulator and a simulator for the closely related boron nitride, since both materials have two dimensional honeycomb lattices and weak electronic correlation. Numerical simulations of the quantum simulator are made with increasing half-waist sizes w , until the band structure near the Fermi surface fundamentally changes form.

Figure 2 shows the predicted bandstructure of the graphene simulator for a set of different, w . Results us-

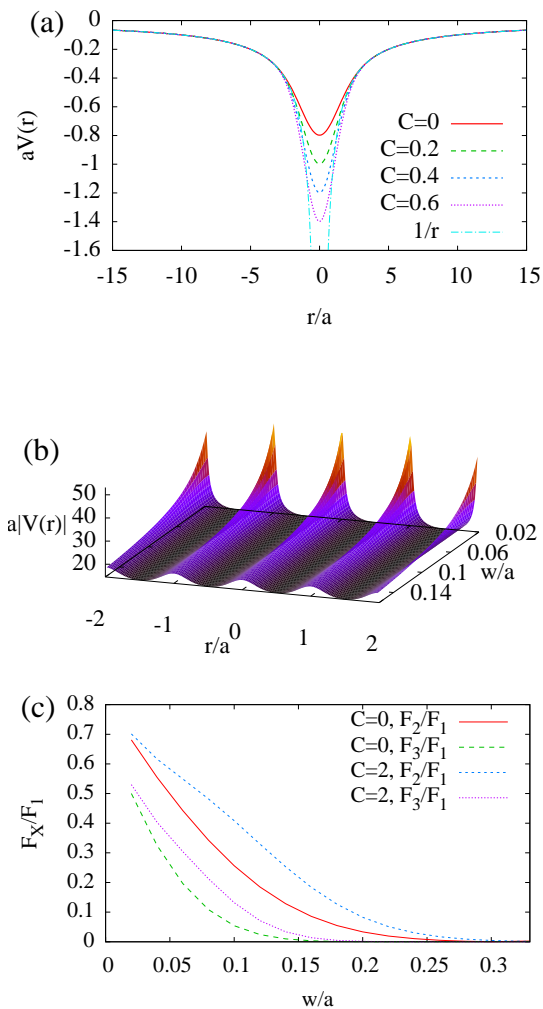


FIG. 1. (Color online) Panel (a) shows an example of a single $1/r$ potential convoluted with a Gaussian of half width $w = 1$, and the same potential augmented with an additional Gaussian at $r = 0$, which makes the potential closer to the $1/r$ potential. Panel (b) shows the periodic array of potentials, augmented with a Gaussian at $r = 0$ with $C = 2$. Panel (c) shows the Fourier coefficients, F_X of an array of potentials with $C = 0$ and $C = 2$. The waist size is in lattice units.

ing the full electron LDA calculated using the unmodified ELK code are shown towards the top left labelled as $w = 0$. As the waist is switched on, the band structure relating to the core states is modified, and the core states increase in energy. As w changes, the band structure maintains a similar close to the Fermi surface until $w \sim 0.0745a$, where a band below the Fermi surface exceeds the energy of the π bands at the M point, and heads towards the Fermi energy. Between $w = 0.0820a$ and $w = 0.0857a$, this band hits the Fermi surface, with the zero band gap semiconductor becoming a semi-metal. The band structure near the Fermi surface maintains its form up to higher values of w when the Gaussian correction to the potential is used. For $C = 2$, the physics

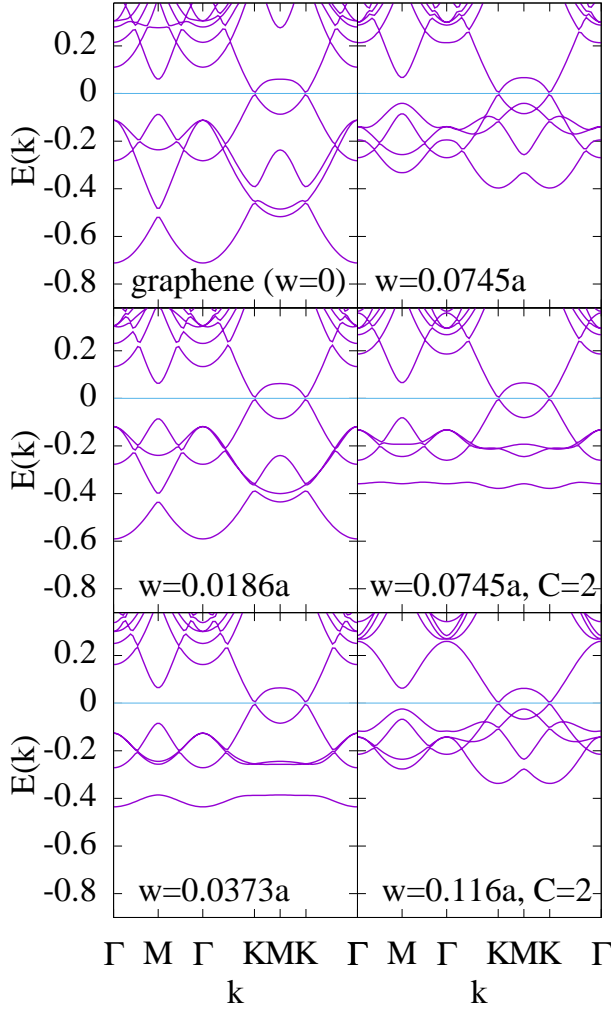


FIG. 2. (Color online) Quantum simulator for graphene with a variety of feature widths (energy has units of $\hbar^2 a_{CM}^2 / Ma_0^2$). Results using the full electron LDA calculated using the unmodified ELK code are shown towards the top left labelled as $w = 0$. The Gaussian waist modifies the band structure of the core states, and they increase in energy. Features close to the Fermi surface are well preserved until $w \sim 0.0745a$, where a band starts increasing in energy at the M point, and heads towards the Fermi energy. Between $w = 0.820a$ and $w = 0.857a$, this band hits the Fermi surface, with the zero band gap semiconductor becoming a semi-metal. When the additional correction C is turned on a bigger waist size can be used. For $C = 2$, the physics at the Fermi surface changes between $w = 0.116a$ and $w = 0.119a$.

at the Fermi surface changes between $w = 0.116a$ and $w = 0.119a$. Reference to Fig. 1(c) indicates that the second harmonic of the Fourier series is important for obtaining the correct band structure, but that the third harmonic can be neglected in this case.

As a zero bandgap semiconductor, graphene has states at the Fermi surface, but it is also instructive to examine a band insulator. Figure 3 shows the BN bandstructure for several half-waist sizes (again, the results from the

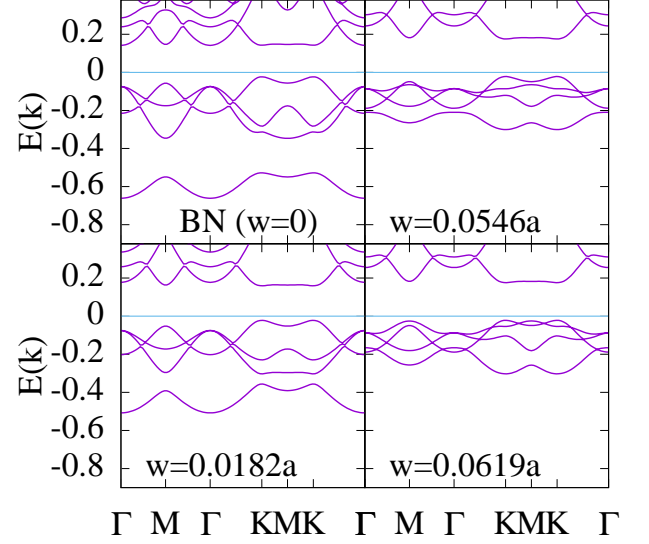


FIG. 3. (Color online) Best case quantum simulator for BN with a variety of feature widths. Again, the results from the unmodified ELK code are shown, labelled as $w = 0$. The bands start overlapping incorrectly at around $w/a = 0.0619$. The effects are particularly pronounced at the M point, and in the case of BN, the band structure goes from having a direct gap at the K point, to an indirect gap between M and K points.

unmodified ELK code are shown, labelled as $w = 0$). Here, the bands start overlapping incorrectly at around $w = 0.0619a$. The effects are particularly pronounced at the M point, and in the case of BN, the band structure goes from having a direct gap at the K point, to an indirect gap between M and K points.

Figure 4 shows the analogue electron density for extreme values of w for the graphene quantum simulators. The atom (electron) density is much more spread out for the larger waist sizes. When the additional Gaussian potential is added, the particle density becomes more localized, but the band structure at the Fermi surface (Figs. 2 and 3) breaks down when the particle density around the nuclei obtain a similar size. This can also be seen for the BN analogue in Fig. 5. It is clear that having an appropriately localized electron analogue density is key to obtaining the correct band structure, however, it is also important that the lattice potential is not significantly deeper than the $1/r$ form (which would also localize the electron analogues), as this can also break the band structure.

An important factor for the feasibility of the quantum simulator is the operating temperature, which is determined by the energy differences that are to be resolved. The energy scales in the optical system are necessarily lower, because the lattice has a larger size and the electron analogues (the cold atoms or polar molecules) are heavier, which can be understood via a simple scaling

argument, detailed in full in the supplementary material. The well-known Schrödinger equation has the form, $-\hbar^2 \nabla^2 \psi / 2m_e + V(r)\psi = E\psi$. Taking $V \rightarrow V' = V/\bar{a}$, $\psi \rightarrow \psi'$ and $x \rightarrow x' = \bar{a}x$ (where $\bar{a} = a/a_{\text{CM}}$), and replacing the carriers with new ones of mass M the equation becomes $-\hbar^2 \nabla^2 \psi / 2M\bar{a}^2 + V(r)\psi/\bar{a} = E\psi$ so the energy scales are lower by a factor $m_e a_{\text{CM}}^2 / Ma^2$, and the potentials must be smaller by a factor $m_e a_{\text{CM}} / Ma$. The operating temperatures are therefore limited by the form of the optical lattice and the mass of the electron analogues. We suggest that it is reasonable to aim for an accuracy in the material simulator equivalent to 0.1eV in the analogue condensed matter system. Assuming a conventional blue light optical lattice with sinusoidal form and rubidium atoms, where $a \sim \lambda/2 \sim 10^3 a_{\text{CM}}$ the approximate temperature needed to resolve such features is $T' \sim 10\text{nK}$, in practice we also require an extra harmonic in the lattice, which requires a further factor 4 drop in the temperature. We note that sub-wavelength optics could be employed to reduce the optical lattice constant, thus raising the temperature [22].

We also consider decoherence due to spontaneous emission from the lattice potential. This problem has been treated in depth in [23]. Treating our optical lattice as if it were of a sinusoidal form, the energy absorbed by each atom is found to increase at a rate [23] $\gamma_0 = \Gamma (\Omega^2 / 4\Delta^2) E_R$, where the recoil energy is $E_R = \hbar^2 k^2 / 2m$. In a state-of-the-art experimental study with a lattice consisting of 765 nm and 844 nm lasers [24], heating rates are found to be lower than this type of calculation suggests. In this experiment, regardless of lattice depth, energy is added to the trapped atoms at a rate of $E/V_0 = 7.1 \times 10^{-3} \text{ s}^{-1}$, which was 11 nK s^{-1} , far lower than the estimated 50 nK s^{-1} . For the simulator proposed in this work, a potential depth of $V_0 \approx 10E_R$, a lattice of spots with size $w_0 = \lambda/2 = 532/2 \text{ nm}$ and a lattice spacing of λ , we find a recoil energy of $E_R = 3.9 \times 10^2 \text{ nK}$, a spontaneous scattering rate of $1.7 \times 10^{-2} \text{ s}^{-1}$ and hence the energy increases at a rate of 1.14 nK s^{-1} . By comparison, the hopping rate of atoms in this simulation is 4.5kHz - hence for realistic experiment times of up to a few hundred ms, the heating would be unimportant.

Another key consideration is the form and magnitude of the interaction. The scaling that is required for the interactions between particles means that although the $1/r$ potential is available for interacting electrons in a quantum dot system, or for cold ions loaded into an optical lattice, it is likely to be extremely challenging to use either system for quantum simulation of materials, as the interactions in such systems must be scaled by a factor $m_e a_{\text{CM}} / Ma$. Since in the case of cold ions, the interactions are fixed by the charge on the electron, the ratio a/a_{CM} must precisely match the ratio of masses. Even using the lightest ions, i.e. limiting to either lithium or beryllium, that ratio would be around 10^4 , which would require temperatures on the order of 1nK . We note that advances in cold ion technology may be able to reach

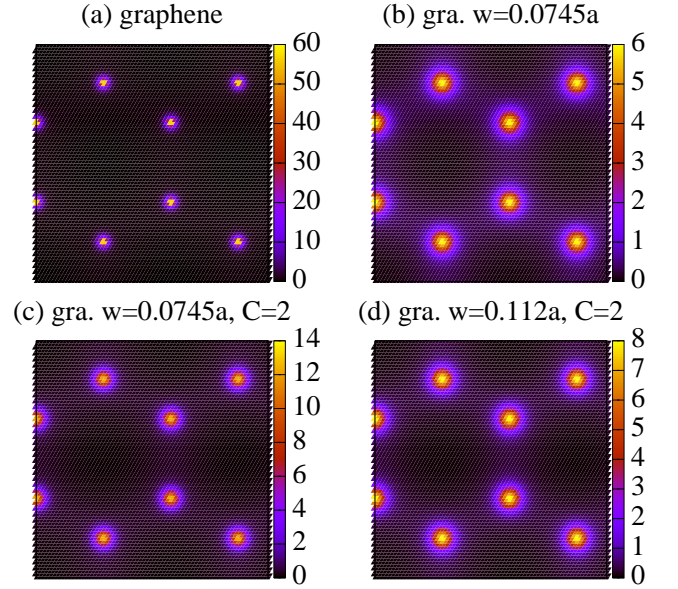


FIG. 4. (Color online) Charge density for graphene quantum simulator with (a) $w/a = 0$ (b) $w/a = 0.0745$. Panels (c) and (d) show the effect of adding the Gaussian correction of $C = 2$ to the lattice potential when $w/a = 0.0745$ and $w/a = 0.112$. Increase of C localizes atoms to lattice sites, leading to a better approximation to the condensed matter system.

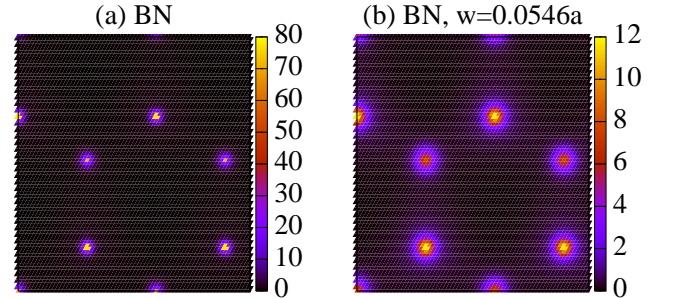


FIG. 5. (Color online) Charge density for BN quantum simulator with (a) $w/a = 0$ (b) $w/a = 0.0546$.

very cold temperatures in the future. Typical ion trap experiments reach temperatures limited by stray electric fields which cause a displacement of the ion such that RF fields mechanically drive a micro-motion. Cancellation of these fields [25] has already been demonstrated, but prediction of a reduction in final temperatures of 4-5 orders of magnitude is possible by removing the RF fields and replacing them with all optical traps and usign additional cooling from a bath of degenerate neutral atoms [26]. Even if 1 nK is ultimately unattainable, it might be possible to see interesting multi-band effects in cold ion systems at higher temperatures. For quantum dot systems, where $M = m_e$, it might be possible to embed the dots in a system of very high relative permittivity to reduce the size of the interaction.

In order to make a quantum simulator for multi-band materials that operates at a plausible temperature, the interaction between the cold atoms must be tuneable and close to the values required by the scaling argument. Typically in cold atom systems, the interaction between atoms in the optical lattice is point like due to collisions on the nm scale. Clever use of arrays of lasers to dress cold atoms offers the possibility of obtaining $1/r$ potentials with the right magnitude, however these interactions have the wrong sign [27]. The recent formation of polar molecules in cold atom systems means that it is possible to generate custom interactions that are either attractive or repulsive, and we suggest that they offer the best route to proceed experimentally [28].

IV. CONCLUSIONS

In summary, we have discussed the challenges of making a quantum simulator for multi-band materials. We have modified a version of the ELK code to handle optical lattices, and have performed density functional theory calculations to show how optical resolution would affect the band structure in the simulator. We note that the DFT approach used here is generally applicable to systems of cold ions loaded into optical lattice potentials of the type discussed. To discuss the link between real material and quantum simulator, we have introduced a scaling argument to demonstrate the requirements on the lattice and interaction potentials. We have also discussed decoherence effects of scattering from the optical potential.

Our calculations demonstrate that resolution effects associated with the optical lattice do not affect the band

structure around the Fermi surface over a wide range of waist sizes, although resolution does affect the core states. Cold ion systems are preferable in the sense that there is already a $1/r$ potential between ions that directly emulates the interaction between electrons. We determine that only the lightest cold ion systems could be used to make a quantum simulator that probes multi-band effects, and even then such a simulator would have to be cooled to an extremely cool 1nK (although we note that very cold ion systems may become accessible soon as cooling technology advances [25]). Quantum dot systems would have to be embedded in materials of high dielectric constant to simulate materials. Cold Rydberg atoms and polar molecules represent the next best simulators. These would need to be cooled to around 10nK, and they would need to be dressed to make custom interactions that mimic the Coulomb potential.

While making an “all-electron” quantum simulator is highly challenging due to the singularity in the $1/r$ nuclear potential, simplifications may be possible by replacing core states with effective pseudopotentials formed with the optical lattice, which are smoother and therefore would have a higher maximum waist size, w and operating temperature. The results here can also act as a guide for selecting the correct depth of sinusoidal lattice potential for making quantum simulator analogues for materials, for selecting appropriate harmonics to add to that potential, and also act as a way of rejecting schemes that are not suitable for the quantum simulation of materials. We hope that this article will stimulate further experimental and theoretical work in this interesting area.

We would like to thank S. Bergamini for useful discussions. CM acknowledges EPSRC grant EP/K022938/1.

-
- [1] J. Hubbard. *Proc. R. Soc. A*, 276:238, 1963.
 - [2] W. Kohn and L.J. Sham. *Phys. Rev.*, 140:A1133, 1965.
 - [3] J. P. Hague and C. McCormick. *Phys. Rev. Lett.*, 109:223001, 2012.
 - [4] I. Bloch *et al.* *Nat. Phys.*, 8:267, 2012.
 - [5] U. Schneider *et al.* *Science*, 322(5907):1520–1525, 2008.
 - [6] R. Jördens *et al.* *Nature*, 455:204–207, 2008.
 - [7] M. Köhl, H. Moritz, T. Stöferle, K. Günter, and T. Esslinger. *Phys. Rev. Lett.*, 94:080403, 2005.
 - [8] R. Blatt and C. F. Roos. *Nat. Phys.*, 8:277, 2012.
 - [9] R. Sensarma, D. Pekker, M. D. Lukin, and E. Demler. *Phys. Rev. Lett.*, 103:035303, Jul 2009.
 - [10] D. Greif, T. Uehlinger, G. Jotzu, L. Tarruell, and T. Esslinger. *Science*, 340(6138):1307–1310, 2013.
 - [11] I. Bloch, J. Dalibard, and W. Zwerger. Many-body physics with ultracold gases. *Rev. Mod. Phys.*, 80:885–964, Jul 2008.
 - [12] J. I. Cirac and P. Zoller. *Nat Phys*, 8:264 – 266, 2012.
 - [13] V. M. Stojanovi *et al.* *Phys. Rev. Lett.*, 109:250501, 2012.
 - [14] J. Casanova *et al.* *Phys. Rev. Lett.*, 108:190502, 2012.
 - [15] S. Pilati, I. Zintchenko, and M. Troyer. *Phys. Rev. Lett.*, 112:015301, Jan 2014.
 - [16] P.N. Ma *et al.* *Nat. Phys.*, 8:601, 2012.
 - [17] G. Xianlong *et al.* *Phys. Rev. B*, 73:165120, 2006.
 - [18] S. Bergamini *et al.* *J. Opt. Soc. Am. B*, 21:1889, 2004.
 - [19] F. Nogrette, H. Labuhn, S. Ravets, D. Barredo, L. Béguin, A. Vernier, T. Lahaye, and A. Browaeys. *Phys. Rev. X*, 4:021034, May 2014.
 - [20] K. Henderson *et al.* *New J. Phys.*, 11:043030, 2009.
 - [21] <http://elk.sourceforge.net>.
 - [22] W. Yi, A.J. Daley, G. Pupillo, and P. Zoller. *New J. Phys.*, 10:073015, 2008.
 - [23] H. Pichler, A. J. Daley, and P. Zoller. Nonequilibrium dynamics of bosonic atoms in optical lattices: Decoherence of many-body states due to spontaneous emission. *Phys. Rev. A*, 82:063605, Dec 2010.
 - [24] S. Trotzky, L. Pollet, F. Gerbier, U. Schnorrberger, I. Bloch, N. V. Prokof'ev, B. Svistunov, and M. Troyer. Suppression of the critical temperature for superfluidity near the mott transition. *Nat. Phys.*, 12:1799, Oct 2010.
 - [25] T. Huber, A. Lambrecht, J. Schmidt, L. Karpa, and T. Schaetz. A far-off-resonance optical trap for a ba^+ ion. *Nat. Comm.*, 5:5587, Oct 2014.
 - [26] Marko Cetina, Andrew T. Grier, and Vladan Vuletić.

- Micromotion-induced limit to atom-ion sympathetic cooling in paul traps. *Phys. Rev. Lett.*, 109:253201, Dec 2012.
- [27] D. O'Dell, S. Giovanazzi, G. Kurizki, and V.M. Akulin. *Phys. Rev. Lett.*, 84:5687, 2000.
- [28] M.A. Baranov, M. Dalmonte, G. Pupillo, and P. Zoller. *Chem. Rev.*, 112:5012, 2012.