

Sequential Empirical Bayes method for filtering dynamic spatiotemporal processes

Evangelos Evangelou¹ and Vasileios Maroulas²

¹ Department of Mathematical Sciences, University of Bath, Bath BA2 7AY, UK.

² Department of Mathematics, University of Tennessee, Knoxville, TN 37996, USA.

May 22, 2022

Acknowledgements: This research was conducted during the second author's visit as a Leverhulme Trust Visiting Fellow at the Department of Mathematical Sciences at the University of Bath whose hospitality is greatly appreciated. Both authors would like to thank the Leverhulme Trust for partial financial support, Grant # VF-2012-006. The second author would like to also thank the Simons Foundation for partial financial support with , Grant # 279870, and the Air Force Office of Scientific Research for partial financial support with, Grant # FA9550-15-1-0103.

Address for correspondence: Evangelos Evangelou, Department of Mathematical Sciences, University of Bath, Bath BA2 7AY, UK. `email:ee224@bath.ac.uk`

Abstract

We consider online prediction of a latent dynamic spatiotemporal process and estimation of the associated model parameters based on noisy data. The problem is motivated by the analysis of spatial data arriving in real-time and the current parameter estimates and predictions are updated using the new data at a fixed computational cost. Estimation and prediction is performed within an Empirical Bayes framework with the aid of Markov chain Monte Carlo samples. Precisely, a resampling algorithm based on a skewed normal proposal density is employed for the prediction step. The associated spatial correlation matrix is estimated by a novel online implementation of an empirical Bayes method, called herein *sequential empirical Bayes* method. A simulation analysis is also performed.

Keywords: Dynamic spatiotemporal process; Empirical Bayes estimation; Geostatistics; Sequential Monte Carlo; State space models; Exponential family data; Online filtering.

1 Introduction

Many problems related to ecology, politics, geography, defense and economics exhibit a simultaneous variability in space and time (Cressie and Wikle, 2011; Cameletti et al., 2013). Daily levels of precipitation, temperature, or other environmental variables across a region in a year, e.g. the spread of a virus epidemic, or the monitoring of mobile threats within a sensor network are a few of a gamut of paradigms which require the careful treatment of spatiotemporal dynamic processes. There is a plethora of studies with respect to temporal or spatial dynamic models which examine one or the other variable separately, e.g. see Doucet et al. (2001) for temporal problems and Cressie (1993) for spatial problems.

It is only in recent years where interest for analyzing spatiotemporal dynamic models has tremendously increased in various theoretical settings and applications, e.g. see Cressie and Wikle (2011); Diggle et al. (2005); Wikle and Royle (1999, 2005). However, the complexity of the problems which dynamically encompass space and time makes their solution a difficult task and especially when exotic high-dimensional state-spaces are involved. Mathematically speaking, a hidden dynamic spatiotemporal process $\mathbf{x}_{1:t} = (\mathbf{x}_1, \mathbf{x}_2, \dots, \mathbf{x}_t)$ is assimilated with its corresponding observational data history $\mathbf{y}_{1:t} = (\mathbf{y}_1, \mathbf{y}_2, \dots, \mathbf{y}_t)$ and the problem is to estimate online the filtering distribution $p(\mathbf{x}_t | \mathbf{y}_{1:t})$.

A well-known example of an online method is the Kalman filter which gives the exact filtering distribution in the case of linear Gaussian models. Online filtering implies that data arrive at every time step t and there is not any knowledge about subsequent data. Such a study is of paramount importance for example for monitoring diseases which spread across space and time, or for attempting to find a missing aircraft while coordinates of its potential location arrive as time progresses, or for monitoring the radiation after a disastrous accident in a nuclear power plant.

A popular technique which does not require normality is particle filtering. Particle filtering is a sequential importance sampling method which approximates the filtering distribution by a set of weighted samples. The reader may refer to Doucet et al. (2001) and Liu (2001) for a detailed study of particle filters and the book by Cressie and Wikle (2011) which discusses several examples and strategies regarding spatiotemporal data.

On the other hand, it is well known that particle filter methods do not perform well when the dimension of the state process \mathbf{x}_t is large, as is the case of many spatiotemporal applications (Cressie and Wikle, 2011, Chapter 8.4.6). The most popular remedy to this problem is the sampling importance resampling (SIR) (Rubin, 1987) and extensions of it (Pitt and Shephard, 1999). However, degeneracy may still occur in high-dimensional problems, e.g. see Snyder et al. (2008).

Another issue of paramount importance to statistical modeling is parameter estimation. Recently, Andrieu et al. (2010) introduced the so-called particle MCMC strategy for sampling from the filtering distribution and the posterior distribution of the parameters using a sequential Monte Carlo technique. However, this method is mainly for offline applications.

Using offline methods for online problems would require all data up to the present time point and these data must be augmented by the new datum when it becomes available. However, this procedure cannot be carried out *ad infinitum* since storage space and computing power are limited. A well-developed online method requires storing only certain sufficient statistics of the data which are updated every time a new datum is obtained. In particular, when an online method using sufficient statistics is used, these statistics may depend on the unknown parameters. An example of an online algorithm where the sufficient statistics do not depend on the parameters and the filtering distribution as well as estimate the parameters can be computed via particle filtering is generalized linear mixed models when the state process has known correlation matrix (Storvik, 2002; Fearnhead, 2002; Carvalho et al., 2010). This is not however the case with spatial models where it is required to actually estimate the spatial correlation. As it was noted in Cressie and Wikle (2011), “the extension of the particle filter to parameter estimation is nontrivial.” As far as geostatistics is concerned, the spatial process involves a crucial range parameter, denoted herein by ϕ , and the challenge is to simultaneously estimate it as well.

A comprehensive review of online estimation methods such as expectation-maximization and the imposition of small noise dynamics in the parameters are given in Kantas et al. (2015). On the other hand, these methods rely on random sampling via particle filtering which, as we discuss above, may be inefficient for high dimensional state processes.

This manuscript focuses on the *online* filtering of a dynamic spatiotemporal process and estimation of the associated static parameters based on data from an exponential family, i.e. the memory and computing time of our method does not grow with t . The inferential procedure derived in this paper is outlined below:

1. For a given spatial range ϕ , we develop an online algorithm (Algorithm 1) for sampling from the filtering distribution and the posterior distribution of the other parameters. To overcome the sample degeneracy observed with particle filtering methods, samples from the filtering distribution are obtained via a sampling importance resampling. Because the filtering distribution can be skewed (see Lemma 1), a skewed-normal importance density using local linearization is used. This approximation of the optimal filtering generalizes the Laplace approximation in the study of Doucet et al. (2000). The posterior samples for the other parameters are obtained via Gibbs sampling. The online feature is preserved by writing the posterior and transition densities in terms of sufficient statistics which are updated online.
2. Using the samples obtained in Step 1 for a range of fixed values of ϕ , we compute the Bayes factor sequentially for any other value of ϕ . To align with the online spirit, we first discretize the parameter space of ϕ and we approximate the associated Bayes factors on the discretized grid using an online implementation of the reverse logistic method. The maximization of the Bayes factor in turn produces an estimate of the range parameter ϕ . This asymptotic result is summarized in the key theorem of this paper, Theorem 1.
3. Given an estimate of the range parameter, say $\hat{\phi}$, we establish a novel importance resampling algorithm in order to update the estimates of the state process and the other parameters. According to this algorithm the state estimates of the spatiotemporal process and the associated parameters are estimated online.

The rest of the paper is organized as follows. Section 2 discusses the problem formulation and displays preliminary results related to filtering. More precisely, a skewed normal approximation of the optimal importance density is considered in this section. Next, Section 3 presents the main contribution of this manuscript and it considers the estimation of the spatial correlation via our novel online implementation of the empirical Bayes technique. Section 4 examines the algorithmic framework using synthetic data and Section 5 provides a simulated example. Section 6 offers a summary and discusses future research directions based on our technique. Last, the proofs to some of the results presented in the paper are provided in the Appendix.

2 Problem formulation and preliminary results

2.1 Model

This section introduces the dynamic spatiotemporal model framework considered herein and obtains some preliminary results.

Consider a latent spatiotemporal process \mathbf{x}_t defined on $\mathbb{S} \times \mathbb{T}$, where \mathbb{S} is a continuous spatial domain and $\mathbb{T} = \{1, 2, \dots\}$ is the time domain. Specifically, we adopt that for every finite collection of spatial locations in \mathbb{S} , say of size n , \mathbf{x}_t is described by a perturbation of the process at time $t - 1$ as follows

$$\mathbf{x}_t = G_t \beta + \alpha(\mathbf{x}_{t-1} - G_{t-1} \beta) + \sigma \epsilon_t, \quad (1)$$

where the driving noise is a normally distributed stationary spatial process, $\epsilon_t \sim N_n(0, R(\phi))$, G_t defines the $n \times m$ matrix of covariates for each time t associated with an $m \times 1$ parameter vector β , σ is the diffusion coefficient and ϕ denotes the range parameter with spatial correlation matrix $R = R(\phi)$. For simplicity we set \mathbf{x}_0 and G_0 to be a vector and a matrix of zeros respectively, however it is also possible using our methodology to allow \mathbf{x}_0 to have a non-degenerate distribution and G_0 to be a non-zero matrix.

For now let us assume that the parameters $(\theta, \phi) = (\beta, \alpha, \sigma^2, \phi)$ involved in the dynamics are known. The spatiotemporal process \mathbf{x}_t is hidden and instead data \mathbf{y}_t are observed at time t on a spatial grid at fixed locations. However we do not require that all sampling locations in the spatial domain produce measurements at each time step t . Moreover, each datum, $y_{i,t}$, at the i th location is a noisy version of the spatiotemporal process $x_{i,t}$ expressed by an exponential family:

$$p(y_{i,t} | x_{i,t}) \propto \exp\{y_{i,t} g(x_{i,t}) - \tau_{i,t} b(x_{i,t})\}, \quad (2)$$

where under the usual regularity assumptions for exponential families the mean of (2) is $h(x_{i,t})$ with $h(\cdot)$ being the inverse link function, $g(\cdot)$ and $b(\cdot)$ are known functions and $\tau_{i,t}$ is a known scalar associated with the underlying distribution of the data. Further, we assume that the components of \mathbf{y}_t are independent conditional on \mathbf{x}_t so that given $x_{i,t}$, $y_{i,t}$ is independent of every other component of \mathbf{y}_t .

Our aim is to sample from the conditional distribution $p(\mathbf{x}_t | \mathbf{y}_{1:t}, \theta, \phi)$, which are marginal samples from the distribution

$$p(\mathbf{x}_{1:t} | \mathbf{y}_{1:t}, \theta, \phi) \propto p(\mathbf{y}_t | \mathbf{x}_t) p(\mathbf{x}_t | \mathbf{x}_{t-1}, \theta, \phi) p(\mathbf{x}_{1:t-1} | \mathbf{y}_{1:t-1}, \theta, \phi). \quad (3)$$

The main advantage in using the general state space representation of a dynamic spatiotemporal process is that we do not need to rely on the normality assumption for the observation process and thus nonlinear and/or non-Gaussian models could be taken into account. A popular methodology for approximating the posterior distribution (3) is particle filtering which is basically a sequential importance sampling method and thus its success relies somewhat on the proposal distribution.

2.2 A skewed normal proposal density

Equation (3) suggests a way of sampling from $p(\mathbf{x}_{1:t}|\mathbf{y}_{1:t}, \theta, \phi)$ given a sample from $p(\mathbf{x}_{1:t-1}|\mathbf{y}_{1:t-1}, \theta, \phi)$ and data \mathbf{y}_t via sampling importance resampling. Specifically, one needs to define a proposal density $q(\mathbf{x}_t|\mathbf{x}_{t-1}, \mathbf{y}_{1:t}, \theta, \phi)$ which generates a particle \mathbf{x}_t . Then, if $\mathbf{x}_t^1, \dots, \mathbf{x}_t^N$ are generated from q , the importance weights are calculated for the i th sample according to

$$w_t^i = \frac{p(\mathbf{y}_t|\mathbf{x}_t^i)p(\mathbf{x}_t^i|\mathbf{x}_{t-1}, \theta, \phi)}{q(\mathbf{x}_t^i|\mathbf{x}_{t-1}, \mathbf{y}_{1:t}, \theta, \phi)}. \quad (4)$$

However, samples may have zero (or close to zero) weights and their contribution to the approximation of the target distribution is negligible. Thus the posterior distribution approximation is followed by a resampling with replacement for as many times needed of the samples \mathbf{x}_t^i with weights proportional to w_t^i , $i = 1, \dots, N$.

Importance sampling methods allow flexibility in the choice of the proposal distribution q but as Doucet et al. (2000) point out the optimal proposal distribution in the sense that it minimizes the variance of the importance weights is

$$q(\mathbf{x}_t|\mathbf{x}_{t-1}, \mathbf{y}_{1:t}, \theta, \phi) = p(\mathbf{x}_t|\mathbf{x}_{t-1}, \mathbf{y}_t, \theta, \phi). \quad (5)$$

Although not helpful by itself, equation (5) is still useful since it can be used as a basis for deriving suboptimal proposal distributions. Considering this, we introduce next a novel importance density. Beforehand, Lemma 1 demonstrates that the optimal proposal distribution is skewed when the observation process is skewed.

Lemma 1. *Let us consider the stochastic dynamics in equation (1) and the observation process given in equation (2) which corresponds to data from a general exponential family. Then the optimal proposal distribution given in equation (5) is skewed when the likelihood of $y_{i,t}|x_{i,t}$ is skewed.*

Proof. See Appendix. ■

According to Lemma 1 an approximation which encapsulates the skewness feature needs to be taken into account. We propose here a multivariate skewed-normal distribution as an importance density given below

$$q_{SN}(\mathbf{x}; \omega, \Omega) = 2p_G(\mathbf{x}; 0, \Omega)\Phi(\omega'\mathbf{x}), \quad (6)$$

where $p_G(\mathbf{x}; 0, \Omega)$ denotes the probability distribution function (pdf) of the multivariate Gaussian distribution with mean 0 and variance-covariance matrix Ω and $\Phi(z)$ is the CDF of the univariate standard normal distribution. The study in Azzalini and Capitanio (1999) provides a pertinent formula for the mean and variance of (6), that is $(2\pi)^{\frac{1}{2}}\delta$ and $\Omega - (2\pi)\delta\delta'$ respectively, where δ is such that

$$\omega = \frac{1}{(1 - \delta'\Omega^{-1}\delta)^{\frac{1}{2}}}\Omega^{-1}\delta. \quad (7)$$

Note that the optimal proposal $p(\mathbf{x}_t|\mathbf{x}_{t-1}, \mathbf{y}_t, \theta, \phi) \propto p(\mathbf{y}_t|\mathbf{x}_t)p(\mathbf{x}_t|\mathbf{x}_{t-1}, \theta, \phi)$ and let

$$\ell(\mathbf{x}_t) = -\log p(\mathbf{y}_t|\mathbf{x}_t)p(\mathbf{x}_t|\mathbf{x}_{t-1}, \theta, \phi). \quad (8)$$

Next define

$$\hat{\mathbf{x}}_t = \underset{\mathbf{x}_t}{\operatorname{argmin}} \ell(\mathbf{x}_t), \quad (9)$$

$$\hat{H}_t = \nabla\nabla'\ell(\hat{\mathbf{x}}_t). \quad (10)$$

To derive the skew normal approximation in the filtering context, we set the mean equal to $\hat{\mathbf{x}}_t$ and the variance to \hat{H}_t^{-1} according to (9) and (10) respectively. In other words, the mean and variance of the skewed proposal distribution are set to match the mode and the inverse Hessian at the mode corresponding to the optimal proposal. This defines the system of equations

$$(2\pi)^{\frac{1}{2}}\delta = \hat{\mathbf{x}}_t, \quad \Omega - (2\pi)\delta\delta' = \hat{H}_t^{-1},$$

whose solution is given by

$$\delta = (2\pi)^{-\frac{1}{2}}\hat{\mathbf{x}}_t, \quad \Omega = \hat{H}_t^{-1} + \hat{\mathbf{x}}_t\hat{\mathbf{x}}_t',$$

and ω is given by (7) for such δ .

Remark 1. For the special case where the parameter $\omega = 0$, equation (6) produces a Gaussian importance density defined by $q(\mathbf{x}_t|\mathbf{x}_{t-1}, \mathbf{y}_{1:t}, \theta, \phi) = p_G(\mathbf{x}_t; \hat{\mathbf{x}}_t, \hat{H}_t^{-1})$. This special case was also studied in Doucet et al. (2000) and implemented for a univariate case.

2.3 Bayesian parameter estimation

Many engineering and scientific applications, e.g. online tracking of multiple targets (Kang and Maroulas, 2013; Maroulas and Stinis, 2012), require not only online estimation and prediction of the state vectors, \mathbf{x}_t , but also the online estimation of the associated parameters. Therefore based on the particle filtering approximation of the target distribution, say $\hat{p}(\mathbf{x}_{1:t}|\mathbf{y}_{1:t})$, one may consider sampling from that distribution and estimate the parameters of equation (1) (namely the regression coefficients β , the autoregressive parameter α , and the diffusion coefficient σ) within a Gibbs framework using of course the necessary sufficient statistics. Similar ideas were also discussed in Fearnhead (2002), Storvik (2002), and Carvalho et al. (2010) for univariate time series models using alternative versions of the particle filter algorithm.

For the parameters (β, α) , it is convenient (and reasonable) to assume a suitable normal, or truncated normal, prior. The variance coefficient σ^2 is presumed to be distributed according to an inverse-gamma conjugate prior. This setup allows sampling from the posterior distribution of these parameters via Gibbs sampling. The resampling algorithm for the state spatiotemporal process is embedded within the Gibbs step as outlined in Algorithm 1 with the analytical derivations described below.

For given ϕ , we estimate the posterior distribution $p(\mathbf{x}_{1:t}, \theta|\mathbf{y}_{1:t}, \phi)$ by combining the particle filter resampling method with the skewed normal proposal and the sufficient statistics method of Fearnhead (2002) and Storvik (2002). The autoregressive model of the spatiotemporal process expressed in equation (1) is extended by assuming the following priors

$$\begin{aligned} \beta|\sigma^2 &\sim N_m(Q_0^{-1}b_0, \sigma^2Q_0^{-1}), \\ \alpha|\sigma^2 &\sim N(s_0^{-1}a_0, \sigma^2s_0^{-1}), \\ \sigma^2 &\sim IG\left(\frac{c_0}{2}, \frac{r_0}{2}\right), \end{aligned}$$

for suitable hyperparameters b_0 , Q_0 , a_0 , s_0 , c_0 , and r_0 . To make the priors reasonably uninformative it is common to set $Q_0 = q_0I$, i.e. a diagonal with all diagonal elements equal to q_0 , and assign q_0 , s_0 , c_0 and r_0 to small values. Alternatively, improper priors in the spirit of Berger et al. (2001) may also be used, however the development is similar so we choose not to elaborate further on this case. Each update of the parameters consists of Gibbs sampling from the full conditionals. Precisely, the posterior of the parameter β is derived by

$$p(\beta|\mathbf{x}_{1:t}, \mathbf{y}_{1:t}, \alpha, \sigma^2) \propto p(\beta) \prod_{s=1}^t p(\mathbf{x}_s|\mathbf{x}_{s-1}, \alpha, \beta, \sigma^2).$$

Taking into account the dynamics of equation (1) and the conjugate prior, the posterior is easily verified to be normal $\beta | (\mathbf{x}_{1:t}, \mathbf{y}_{1:t}, \alpha, \sigma^2) \sim N_m(Q_t^{-1}b_t, \sigma^2 Q_t^{-1})$, where

$$Q_t = Q_0 + \sum_{s=1}^t (G_s - \alpha G_{s-1})' R^{-1} (G_s - \alpha G_{s-1}),$$

$$b_t = b_0 + \sum_{s=1}^t (G_s - \alpha G_{s-1})' R^{-1} (\mathbf{x}_s - \alpha \mathbf{x}_{s-1}),$$

and similarly for α and σ^2 . Note that the full conditional distributions of β, α, σ^2 depend on some sufficient statistics, $u_t = u_t(\mathbf{x}_{1:t}, \phi)$, which are updated recursively. For example, to update β we need to keep a record of the sums $\sum G'_s R^{-1} G_s$, $\sum G'_s R^{-1} G_{s-1}$, $\sum G'_s R^{-1} \mathbf{x}_s$, $\sum G'_s R^{-1} \mathbf{x}_{s-1}$, and $\sum G'_{s-1} R^{-1} \mathbf{x}_s$ where the summation is over $s = 1, \dots, t$. Having stored the sufficient statistics $u_{t-1}(\mathbf{x}_{1:t-1}, \phi)$ at time $t-1$, we update them by adding the corresponding terms at time t , i.e. $u_t(\mathbf{x}_{1:t}, \phi) = \mathcal{U}(u_{t-1}(\mathbf{x}_{1:t-1}, \phi), \mathbf{x}_t, \phi)$. Algorithm 1 describes how to obtain a sample $(\mathbf{x}_{1:t}^i, \theta^i)$ from $p(\mathbf{x}_{1:t}, \theta | \mathbf{y}_{1:t}, \phi)$ for a fixed ϕ using the hybrid Gibbs sampler with the particle filter resampling step.

Algorithm 1 One step importance sampling and Gibbs update for fixed ϕ .

Require: At time t : \mathbf{y}_t ;

Sample $\mathbf{x}_{t-1} \sim p(\mathbf{x}_{t-1} | \mathbf{y}_{1:t-1}, \phi)$;
Sufficient statistics $u_{t-1} = u_{t-1}(\mathbf{x}_{1:t-1}, \phi)$;
Sample $\theta \sim p(\theta | \mathbf{y}_{1:t}, \phi)$.

Execute:

- 1: Compute the skew-normal proposal $q(\mathbf{x}_t | \mathbf{x}_{t-1}, \mathbf{y}_t, \theta, \phi)$.
- 2: **for** $i = 1, \dots, N$ **do**
- 3: Sample $\mathbf{x}_t^i \sim q(\mathbf{x}_t | \mathbf{x}_{t-1}, \mathbf{y}_t, \theta, \phi)$
- 4: Compute the corresponding weight given in Eq. (4)
- 5: **end for** i
- 6: Choose randomly $i' \in \{1, \dots, N\}$ with weights proportional to $\{w_t^1, \dots, w_t^N\}$ and set $\mathbf{x}_t = \mathbf{x}_t^{i'}$
- 7: Update the sufficient statistics $u_t = \mathcal{U}(u_{t-1}, \mathbf{x}_t, \phi)$
- 8: Sample θ from their full conditionals given u_t .

Return: $\mathbf{x}_t, u_t, \theta$.

On the other hand, the same approach for the estimation of the range parameter ϕ is far from trivial and it cannot be updated using sufficient statistics which is detriment for online applications. Moreover, each update of ϕ requires the inversion of a large matrix which could be costly when the dimension of the random field, n , is large. Therefore a different technique from a Gibbs sampler (or in general an MCMC framework) is required. We bypass this problem by considering a novel engagement of the particle filter with an online implementation of the empirical Bayes method. This technique is treated next in detail in Section 3.

3 Main methodology for online estimation and prediction

In this section we present an empirical Bayes approach for the estimation of the range parameter ϕ . Unlike the parameter $\theta = (\alpha, \beta, \sigma^2)$, it is not possible to include ϕ as an extra step in the Gibbs algorithm without sacrificing the online feature of the method since the sufficient statistics for the update of θ depend on ϕ and consequently they must be recomputed from time one at

every update of ϕ . Instead we adopt a novel empirical Bayes method in order to estimate ϕ similar in spirit to Doss (2010). Another argument in favor of the empirical Bayes approach instead of a full Bayesian approach is that it is unclear what is a suitable prior for ϕ . Berger et al. (2001) discuss some objective priors in the case of Gaussian responses, however for non-Gaussian data these priors, and indeed any improper prior, results to an improper posterior for ϕ (Christensen et al., 2000). The goodness-of-fit of the empirical Bayes method for estimating the range parameter has been demonstrated in the case of the spatial-only model by Roy et al. (2016). Extending it to an online version requires careful treatment of the sufficient statistics needed to compute the Bayes factors. Theorem 1 presents the main result of this section. The approach discussed below may be also viewed as equivalent to the maximum likelihood estimation for ϕ after integrating out the parameter θ .

We consider first the marginal density $p(\mathbf{y}_{1:t}|\phi)$ and define the estimator for ϕ at time t given data $\mathbf{y}_{1:t}$ by

$$\hat{\phi} = \underset{\phi}{\operatorname{argmax}} p(\mathbf{y}_{1:t}|\phi), \quad (11)$$

where

$$p(\mathbf{y}_{1:t}|\phi) = \int p(\mathbf{y}_{1:t}, \mathbf{x}_{1:t}, \theta|\phi) d(\mathbf{x}_{1:t}, \theta). \quad (12)$$

In general, the integral in (12) has no closed form solution and thus a numerical approximation must be employed. Define the sequential Bayes factor between ϕ and $\tilde{\phi}$ with respect to the data $\mathbf{y}_{1:t}$ by

$$B_{1:t}(\phi; \tilde{\phi}) = \frac{p(\mathbf{y}_{1:t}|\phi)}{p(\mathbf{y}_{1:t}|\tilde{\phi})}.$$

Note the dependence of the Bayes factor on the whole data sequence $\mathbf{y}_{1:t}$. Then, for a fixed parameter $\tilde{\phi}$, it is easy to deduce that (11) is equivalent to

$$\hat{\phi} = \underset{\phi}{\operatorname{argmax}} B_{1:t}(\phi; \tilde{\phi}).$$

Furthermore, the sequential Bayes factor, $B_{1:t}(\phi; \tilde{\phi})$ in a filtering framework is computed as follows:

$$\begin{aligned} B_{1:t}(\phi; \tilde{\phi}) &= \int \frac{p(\mathbf{y}_{1:t}, \mathbf{x}_{1:t}, \theta|\phi)}{p(\mathbf{y}_{1:t}, \mathbf{x}_{1:t}, \theta|\tilde{\phi})} p(\mathbf{x}_{1:t}, \theta|\mathbf{y}_{1:t}, \tilde{\phi}) d(\mathbf{x}_{1:t}, \theta) \\ &= \int \frac{p(\mathbf{y}_{1:t}|\mathbf{x}_{1:t})p(\mathbf{x}_{1:t}|\theta, \phi)p(\theta)}{p(\mathbf{y}_{1:t}|\mathbf{x}_{1:t})p(\mathbf{x}_{1:t}|\theta, \tilde{\phi})p(\theta)} p(\mathbf{x}_{1:t}, \theta|\mathbf{y}_{1:t}, \tilde{\phi}) d(\mathbf{x}_{1:t}, \theta) \\ &= \int \frac{p(\mathbf{x}_{1:t}|\theta, \phi)}{p(\mathbf{x}_{1:t}|\theta, \tilde{\phi})} p(\mathbf{x}_{1:t}, \theta|\mathbf{y}_{1:t}, \tilde{\phi}) d(\mathbf{x}_{1:t}, \theta). \end{aligned} \quad (13)$$

A naive approach for estimating ϕ relying on equation (13) would be to obtain a large sample for $(\mathbf{x}_{1:t}, \theta)$ from $p(\mathbf{x}_{1:t}, \theta|\mathbf{y}_{1:t}, \tilde{\phi})$ using the Gibbs algorithm of Section 2, and approximate (13) by Monte-Carlo integration, call it $\hat{B}_{1:t}(\phi; \tilde{\phi})$. Then an estimate would be obtained by maximizing $\hat{B}_{1:t}(\phi; \tilde{\phi})$ over ϕ .

Remark 2. *There are several issues that need to be addressed with the above naive approach:*

1. *Unless $\hat{\phi}$ and $\tilde{\phi}$ are sufficiently close, the Monte-Carlo approximation will have a large error and in this case the estimate may not be accurate no matter how large the Monte-Carlo sample is.*

2. In order to compute $p(\mathbf{x}_{1:t}|\theta, \phi)$ for any ϕ at time-point t , we need $p(\mathbf{x}_{1:t-1}|\theta, \phi)$ for the same (θ, ϕ) at time $t - 1$ something that we could not anticipate prior to time t .
3. After obtaining $\hat{\phi}$ we need to run the Gibbs algorithm once more in order to update \mathbf{x}_t and θ conditioned on $\hat{\phi}$, however the algorithm requires samples from $\mathbf{x}_{1:t-1}|\mathbf{y}_{1:t-1}, \hat{\phi}$ to be available which, again, is not something that can be expected at time $t - 1$.

Bypassing the issues of Remark 2, our strategy is to consider that the importance density in (13) is a mixture over different ϕ 's instead of a fixed $\tilde{\phi}$, and then, we evaluate the Bayes factors over a dense grid.

Consider a set $\Phi_K = \{\phi_1, \dots, \phi_K\}$ such that $\tilde{\phi} \in \Phi_K$, sufficiently spread-out over a range of interesting values of ϕ . The meaning of “interesting values of ϕ ” is well defined in our context: the range parameter is a scaling factor of the spatial distances within the domain of interest which define a possible range for ϕ . Define $b_t^k = B_{1:t}(\phi_k; \tilde{\phi})$ and its corresponding estimate \hat{b}_t^k . Consider the pair of samples $(\mathbf{x}_{1:t}^{(k,l)}, \theta^{(k,l)}) \sim p(\mathbf{x}_{1:t}, \theta | \mathbf{y}_{1:t}, \phi_k)$ for $k = 1, \dots, K$, $l = 1, \dots, L_k$ such that $\lambda_k = L_k / (\sum L_{k'})$. Then, the following sum

$$\hat{B}_{1:t}(\phi; \tilde{\phi}) = \sum_{k=1}^K \sum_{l=1}^{L_k} \frac{p(\mathbf{x}_{1:t}^{(k,l)} | \theta^{(k,l)}, \phi)}{\sum_{k'} L_{k'} / \hat{b}_t^{k'} p(\mathbf{x}_{1:t}^{(k,l)} | \theta^{(k,l)}, \phi_{k'})}, \quad (14)$$

estimates $B_{1:t}(\phi; \tilde{\phi})$. The key Theorem 1 summarizes this property.

Theorem 1. Consider a coarse grid $\Phi_K = \{\phi_1, \phi_2, \dots, \phi_K\}$, where the grid points, ϕ_k , $k = 1, \dots, K$, are spaced across the parameter space for ϕ . Suppose that for $k = 1, \dots, K$, we draw samples $\{\theta^{(k,l)}, \mathbf{x}_{1:t}^{(k,l)}\}_{l=1}^{L_k}$ from the distribution $p(\mathbf{x}_{1:t}, \theta | \phi_k, \mathbf{y}_{1:t})$ for $\phi_k \in \Phi_K$. Then, for an arbitrarily fixed pair $(\phi, \tilde{\phi})$, the estimate,

$$\hat{B}_{1:t}(\phi; \tilde{\phi}) \xrightarrow{a.s.} B_{1:t}(\phi; \tilde{\phi}), \quad L_k \rightarrow \infty, \quad (15)$$

where $\hat{B}_{1:t}(\phi; \tilde{\phi})$ is given by equation (14).

Proof. The estimate of the sequential empirical Bayes factor, $\hat{B}_{1:t}(\phi; \tilde{\phi})$ in equation (14), depends on the associated sequential empirical Bayes factors, $\mathbf{b}_t = (b_t^1, \dots, b_t^K)$, on the coarse grid for $\phi_k \in \Phi_K$. Consequently, we need to first establish the convergence of \hat{b}_t^k , $k = 1, \dots, K$. Draw Harris ergodic Markov chain samples $(\mathbf{x}_{1:t}^{(k,l)}, \theta^{(k,l)})$ from the distribution $p(\mathbf{x}_{1:t}, \theta | \mathbf{y}_{1:t}, \phi_k)$, $l = 1, \dots, L_k$, $k = 1, \dots, K$ with $\lambda_k = L_k / \sum L_{k'}$. The probability that the (k, l) th sample is drawn from the k th mixture component is given by

$$f(\mathbf{x}_{1:t}^{(k,l)}, \theta^{(k,l)} | \mathbf{y}_{1:t}, \phi_k) = \frac{\lambda_k p(\mathbf{x}_{1:t}^{(k,l)}, \theta^{(k,l)} | \mathbf{y}_{1:t}, \phi_k)}{p_{\text{mix}}(\mathbf{x}_{1:t}^{(k,l)}, \theta^{(k,l)} | \mathbf{y}_{1:t}, \Phi_K, \Lambda_K)} = \frac{p(\mathbf{x}_{1:t}^{(k,l)} | \theta^{(k,l)}, \phi_k) e^{\eta_k}}{\sum_{k'=1}^K p(\mathbf{x}_{1:t}^{(k,l)} | \theta^{(k,l)}, \phi_{k'}) e^{\eta_{k'}}},$$

where $\eta_k = -\log b_t^k + \log \lambda_k$ and $p_{\text{mix}}(\mathbf{x}_{1:t}, \theta | \mathbf{y}_{1:t}, \Phi_K, \Lambda_K)$ denotes the mixture distribution of $p(\mathbf{x}_{1:t}, \theta | \mathbf{y}_{1:t}, \phi_k)$ for $k = 1, \dots, K$ with weights λ_k . Define the reverse logistic log-likelihood

$$\bar{\ell}(\mathbf{b}_t) = \sum_{k=1}^K \sum_{l=1}^{L_k} \log f(\mathbf{x}_{1:t}^{(k,l)}, \theta^{(k,l)} | \mathbf{y}_{1:t}, \phi_k).$$

Then using similar arguments as in Buta and Doss (2011) the estimate $\hat{\mathbf{b}}_t = \operatorname{argmax} \bar{\ell}(\mathbf{b}_t)$ converges a.s. to the Bayes factors b_t^k , $k = 1, \dots, K$. Next, observe that $\hat{B}_{1:t}(\phi; \tilde{\phi})$ can be written as

$$\sum_{k=1}^K \frac{1}{L_k} \sum_{l=1}^{L_k} \frac{\lambda_k p(\mathbf{x}_{1:t}^{(k,l)} | \theta^{(k,l)}, \phi)}{\sum_{k'=1}^K \frac{\lambda_{k'}}{\hat{b}_t^{k'}} p(\mathbf{x}_{1:t}^{(k,l)} | \theta^{(k,l)}, \phi_{k'})} \xrightarrow{\text{a.s.}} \sum_{k=1}^K \int \frac{\lambda_k p(\mathbf{x}_{1:t} | \theta, \phi)}{\sum_{k'=1}^K \frac{\lambda_{k'}}{b_t^{k'}} p(\mathbf{x}_{1:t} | \theta, \phi_{k'})} p(\mathbf{x}_{1:t}, \theta | \mathbf{y}_{1:t}, \phi_k) d(\mathbf{x}_{1:t}, \theta). \quad (16)$$

The right hand side of eq. (16) equals to

$$B_{1:t}(\phi; \tilde{\phi}) \sum_{k=1}^K \int \frac{\lambda_k p(\mathbf{x}_{1:t} | \theta, \phi) / p(\mathbf{y}_{1:t} | \phi)}{\sum_{k'=1}^K \lambda_{k'} p(\mathbf{x}_{1:t} | \theta, \phi_{k'}) / p(\mathbf{y}_{1:t} | \phi_{k'})} p(\mathbf{x}_{1:t}, \theta | \mathbf{y}_{1:t}, \phi_k) d(\mathbf{x}_{1:t}, \theta), \quad (17)$$

and multiplying and dividing by $p(\mathbf{y}_{1:t} | \mathbf{x}_{1:t}) p(\theta)$, one deduces that the finite sum of equation (17) equals to 1. The proof is thus complete. \blacksquare

Remark 3. 1. In practice, we do not consider the entire parameter space but a fine discretization of it. Precisely, we augment the coarse grid, Φ_K , with the finer grid, say Φ , i.e. $\Phi_K \subset \Phi$, and compute $\hat{B}_{1:t}(\phi; \tilde{\phi})$ only for those $\phi \in \Phi$. The discretization technique of the parameter space has been encountered in other settings, see for example the studies in Diggle et al. (2003); Christensen et al. (2006) where the discretization mainly helps to alleviate the computational burden associated with the inversion of the spatial correlation matrix. Moreover, the use of the fine grid Φ also aids with the online implementation in our framework. On the other hand, if the coarse grid, Φ_K , coincides with the fine grid, Φ then one may consider a direct implementation of the empirical Bayes method within a particle filter framework. However, this is disadvantageous due to the high-dimension of the fine grid and thus one has to run the particle filter as many times as the cardinality of Φ .

2. The estimate for ϕ is defined by $\hat{\phi} = \operatorname{argmax}_{\phi \in \Phi} \hat{B}(\phi; \tilde{\phi})$, where Φ is the aforementioned discretized parameter space.
3. The likelihood in the numerator and denominator of (14) must be computed for the whole history of samples $\mathbf{x}_{1:t}^{(k,l)}$ for the new $\theta^{(k,l)}$. This is not as straightforward as a product of the prior $p(\mathbf{x}_{1:t-1} | \theta, \phi)$ times the transition $p(\mathbf{x}_t | \mathbf{x}_{t-1}, \theta, \phi)$ since in online implementations the transition must be computed at the new θ at time $t-1$. Instead it is possible to compute the joint likelihood online using sufficient statistics as with the updating the full conditionals for θ . To this end, let $z_{t-1}^{(k,l)}(\phi)$ denote the sufficient statistics at time $t-1$ for the (k, l) th sample which of course depends on ϕ . Then these are updated at time t by $z_t^{(k,l)}(\phi) = \mathcal{Z}(z_{t-1}^{(k,l)}(\phi), \mathbf{x}_t^{(k,l)}, \phi)$ and the joint likelihood is derived as a function of $z_t^{(k,l)}(\phi)$ and $\theta^{(k,l)}$, i.e.

$$p(\mathbf{x}_{1:t}^{(k,l)} | \theta^{(k,l)}, \phi) = \mathcal{P} \left(\mathbf{x}_{1:t}^{(k,l)}, \theta^{(k,l)}, \phi, z_t^{(k,l)}(\phi) \right).$$

The empirical Bayes approach proceeds with the update of the estimate for (\mathbf{x}_t, θ) using the estimate $\hat{\phi}$. Thus, a sample from $p(\mathbf{x}_{1:t}, \theta | \mathbf{y}_{1:t}, \hat{\phi})$ is needed and is obtained by importance resampling using the existing samples $(\mathbf{x}_{1:t}^{(k,l)}, \theta^{(k,l)})$, $k = 1, \dots, K$, $l = 1, \dots, L_k$. The distribution of the existing samples is the mixture distribution $p_{\text{mix}}(\mathbf{x}_{1:t}, \theta | \mathbf{y}_{1:t}, \Phi_K, \Lambda_K)$ with $\lambda_k = L_k / (\sum L_{k'})$ and the following importance weights

$$v_t^{(k,l)} = \frac{p(\mathbf{x}_{1:t}^{(k,l)}, \theta^{(k,l)} | \mathbf{y}_{1:t}, \hat{\phi})}{p_{\text{mix}}(\mathbf{x}_{1:t}^{(k,l)}, \theta^{(k,l)} | \mathbf{y}_{1:t}, \Phi_K, \Lambda_K)} = \frac{p(\mathbf{x}_{1:t}^{(k,l)}, \theta^{(k,l)} | \mathbf{y}_{1:t}, \hat{\phi})}{\sum_{k'} \lambda_{k'} p(\mathbf{x}_{1:t}^{(k,l)}, \theta^{(k,l)} | \mathbf{y}_{1:t}, \phi_{k'})}$$

Algorithm 2 Main estimation and prediction algorithm.

Require: At time t : \mathbf{y}_t ;

Samples $(\mathbf{x}_{t-1}^{(1:K,1:L_k)}, \theta^{(1:K,1:L_k)}) \sim p_{\text{mix}}(\mathbf{x}_{t-1}, \theta | \mathbf{y}_{1:t-1}, \Phi_K, \Lambda_L)$;

Sufficient statistics $u_{t-1}^{(k,1:L_k)}, z_{t-1}^{(\phi,k,1:L_k)}, \phi \in \Phi, k = 1, \dots, K$;

Starting value $\theta^{(k,0)}, k = 1, \dots, K$.

Execute:

- 1: **for** $k = 1, \dots, K$ **do**
 - 2: **for** $l = 1, \dots, L_k$ **do**
 - 3: Choose randomly $l' \in \{1, \dots, L_k\}$
 - 4: Call Algorithm 1 with input $\mathbf{y}_t, \mathbf{x}_{t-1}^{(k,l')}, u_{t-1}^{(k,l')}, \theta^{(k,l-1)}$ and output $\mathbf{x}_t^{(k,l)}, u_t^{(k,l)}, \theta^{(k,l)}$
 - 5: **for** $\phi \in \Phi$ **do**
 - 6: Update the sufficient statistics $z_t^{(\phi,k,l)} = \mathcal{Z} \left(z_{t-1}^{(\phi,k,l)}, \mathbf{x}_{1:t}^{(k,l)}, \theta^{(k,l)}, \phi \right)$
 - 7: Compute $p(\mathbf{x}_{1:t}^{(k,l)} | \theta^{(k,l)}, \phi) = \mathcal{P} \left(\mathbf{x}_{1:t}^{(k,l)}, \theta^{(k,l)}, \phi, z_t^{(\phi,k,l)} \right)$
 - 8: **end for** ϕ
 - 9: **end for** l
 - 10: **end for** k
 - 11: Call the reverse logistic regression algorithm with input $\{p(\mathbf{x}_{1:t}^{(k,1:L_k)} | \theta^{(k,1:L_k)}, \phi) : \phi \in \Phi, k = 1, \dots, K\}$ and output $\hat{\mathbf{b}}_t$.
 - 12: Compute $\hat{B}_{1:t}(\phi; \hat{\phi}), \phi \in \Phi$ using (14).
 - 13: Set $\hat{\phi} = \text{argmax}_{\phi \in \Phi} \hat{B}_{1:t}(\phi; \hat{\phi})$.
 - 14: Compute importance weights $v_t^{(k,l)}$ according to equation (18)
 - 15: Resample with replacement L times $(\mathbf{x}_t^{(k,l)}, \theta^{(k,l)})$ with weights $v_t^{(k,l)}, k = 1, \dots, K, l = 1, \dots, L_k$ and store the samples in $(\mathbf{x}_t^{(1:L)}, \theta^{(1:L)})$
 - 16: Set $\hat{\mathbf{x}}_t = \frac{1}{L} \sum_l \mathbf{x}_t^{(l)}, \hat{\theta} = \frac{1}{L} \sum_l \theta^{(l)}$
- Return:** $\hat{\mathbf{x}}_t, \hat{\theta}, \hat{\phi},$
 $(\mathbf{x}_t^{(k,1:L_k)}, \theta^{(k,1:L_k)}), k = 1, \dots, K,$
 $u_t^{(k,1:L_k)}, z_t^{(\phi,k,1:L_k)}, \phi \in \Phi, k = 1, \dots, K.$
-

$$\begin{aligned}
&= \frac{p(\mathbf{y}_{1:t} | \mathbf{x}_{1:t}^{(k,l)}) p(\mathbf{x}_{1:t}^{(k,l)} | \theta^{(k,l)}, \hat{\phi}) p(\theta^{(k,l)}) / p(\mathbf{y}_{1:t} | \hat{\phi})}{\sum_{k'} \lambda_{k'} p(\mathbf{y}_{1:t} | \mathbf{x}_{1:t}^{(k,l)}) p(\mathbf{x}_{1:t}^{(k,l)} | \theta^{(k,l)}, \phi_{k'}) p(\theta^{(k,l)}) / p(\mathbf{y}_{1:t} | \phi_{k'})} \\
&= \frac{p(\mathbf{x}_{1:t}^{(k,l)} | \theta^{(k,l)}, \hat{\phi}) / B_{1:t}(\hat{\phi}; \hat{\phi})}{\sum_{k'} \lambda_{k'} p(\mathbf{x}_{1:t}^{(k,l)} | \theta^{(k,l)}, \phi_{k'}) / B_{1:t}(\phi_{k'}; \hat{\phi})}. \tag{18}
\end{aligned}$$

In practice $B_{1:t}(\hat{\phi}; \hat{\phi})$ and $B_{1:t}(\phi_{k'}; \hat{\phi})$ in equation (18) are replaced by their estimates which are already available. This is the final step at time t . The main algorithm of this paper which shows how to combine the hybrid Gibbs sampler from Section 2.3 with the online empirical Bayes for the estimation of ϕ is displayed in Algorithm 2.

4 Simulations

The general setup of our simulations is as follows. The spatial dimension is the real line and the spatial grid consists of $n = 11$ equidistant points covering the interval $[0, 1]$. The terminal time is $T = 100$. The latent spatiotemporal process \mathbf{x}_t was simulated with constant mean $\beta = 0.5$,

autoregressive coefficient $\alpha = 0.7$, and variance $\sigma^2 = 0.2$. The correlation between components of \mathbf{x}_t is calculated using the exponential spatial correlation function, i.e.

$$\text{Corr}(\mathbf{x}_{i,t}, \mathbf{x}_{j,t}) = \exp(-d_{ij}/\phi),$$

where d_{ij} stands for the distance between the i th and j th grid point and ϕ is the range parameter taken to equal $\phi = 0.05$. At each time t we simulate a response \mathbf{y}_t conditioned on the simulated \mathbf{x}_t . We consider two scenarios for the simulated data sets: (1) $y_{i,t} \sim N(x_{i,t}, 1/\tau)$ and (2) $y_{i,t} \sim \text{Poisson}(\tau e^{x_{i,t}})$, where $\tau = 1000$. Each scenario was replicated 100 times from a different simulated pair $(\mathbf{x}_t, \mathbf{y}_t)$.

For inference, the following priors on the parameters were used. The autoregressive coefficient, α , has a normal prior with mean 0 and standardized variance 10, the mean parameter, β , a normal prior with mean 0 and standardized variance 100 and the variance parameter, σ^2 , follows an inverse-gamma prior with shape and scale parameters both equal to 0.05. The fine grid, Φ , was set to the 102 points $\Phi = \{0, 10^{-r} : r = 0.5 + 0.015 \times i, i = 0, \dots, 100\}$ and the set Φ_K consisted of the 4, 8, \dots , 100th ordered elements of Φ , i.e $K = 25$ points. The Gibbs algorithm was run with burn in 200, sizes $L_k = 1000$ for $k = 1, \dots, K$ and particle size $N = 1000$.

The estimates for the model parameters are shown in Figure 1 for scenario (1) and Figure 2 for scenario (2). On average, across all simulations, the four parameters are estimated accurately. Note the convergence of the estimates towards the true value and the reduction of uncertainty as more data are observed which demonstrates the suitability of our method.

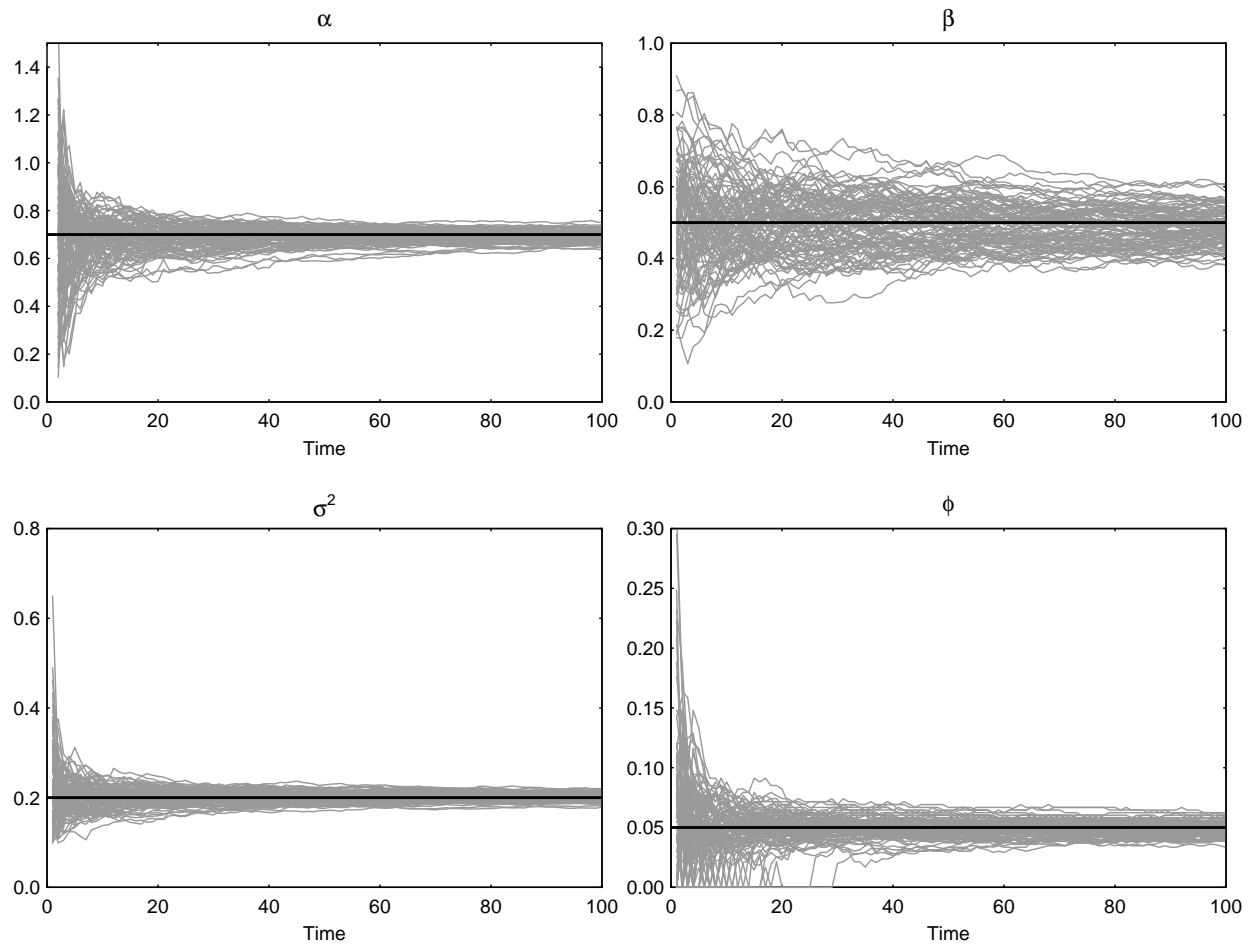


Figure 1: Gaussian case: Estimates of α , β , σ^2 and ϕ in that order across time. The black line shows the true parameter value, and the gray lines represent the estimates corresponding to each simulation.

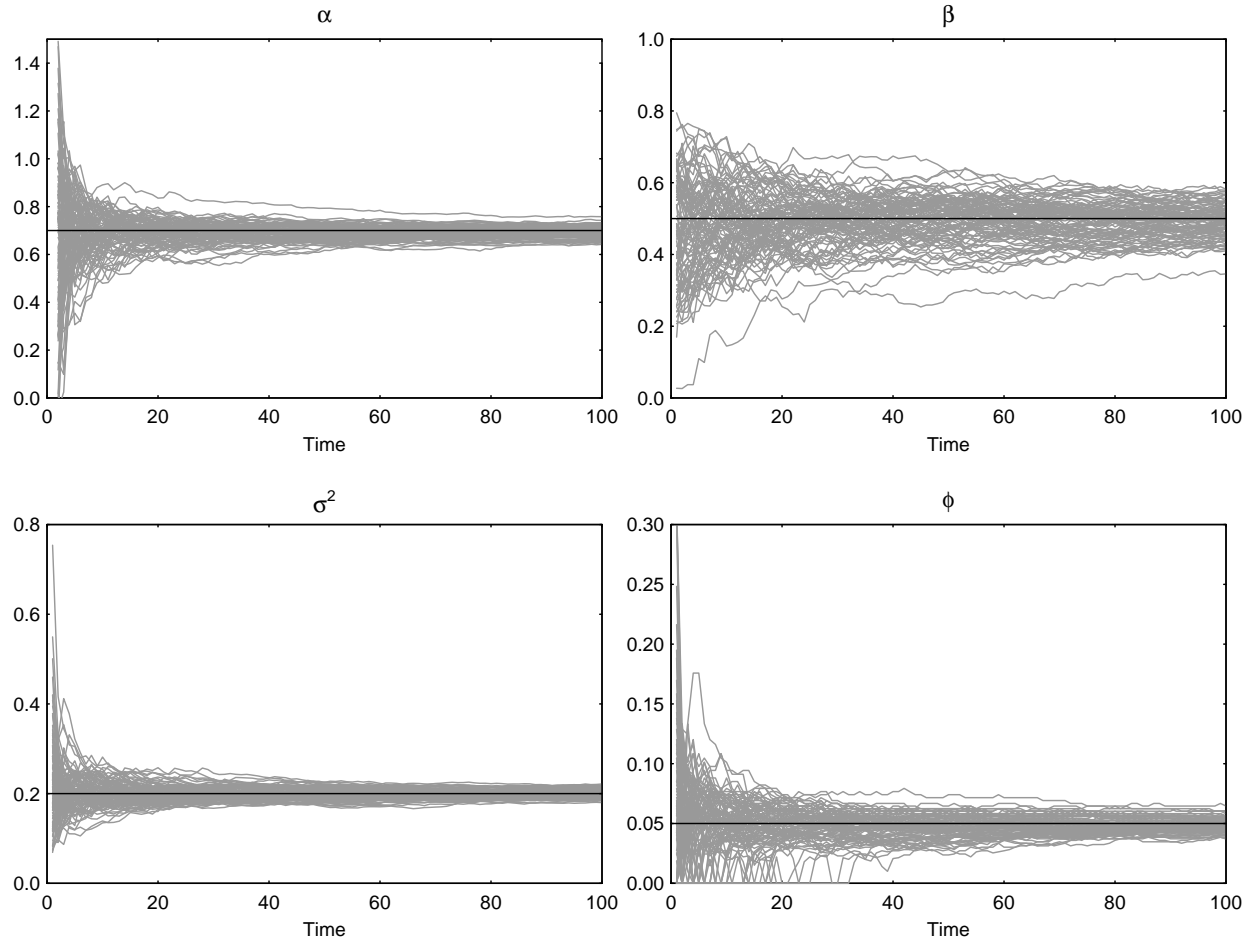


Figure 2: Poisson case: Estimates of α , β , σ^2 and ϕ in that order across time. The black line shows the true parameter value, and the gray lines represent the estimates corresponding to each simulation.

5 A simulated example

In this section we use simulated data to compare the proposed algorithm against an offline MCMC algorithm. The data are simulated from the same Poisson model as in Section 4 but with $T = 500$. Only one simulation was used in this example. The data were subsequently fitted using the proposed online algorithm and an offline MCMC algorithm. The MC sizes and priors for both methods were the same as in Section 4. The offline MCMC algorithm uses Gibbs sampling for the parameters $\theta = (\alpha, \beta, \sigma^2)$ and sampling importance resampling to sample the state process \mathbf{x}_t across t for fixed ϕ . The parameter ϕ is estimated in the same way as the online algorithm by the empirical Bayes method using the generated MC samples. Both algorithms were implemented in MATLAB and were run on a computer with Intel Core i5-2500 3.30GHz CPU and 4Gb RAM.

The online algorithm was run 500 times, each with data y_t for $t = 1, 2, \dots, 500$, i.e. only the most recent observation was fed into the algorithm. On the contrary, the offline algorithm was run for $t = 50, 100, \dots, 500$, each with data $y_{1:t}$, i.e. data from time 1 up to t were fed into the algorithm.

Figure 3 shows the computing time per time iteration for the proposed algorithm, i.e. for the online algorithm is the computing time to advance to the next time step and for the offline algorithm is the total computing time divided by the time length. As expected, the computing time remains constant across t and the two algorithms have approximately equal execution times for each time increment. Of course the offline MCMC algorithm needs to be restarted when new data become available so every time update is cumulative across t .

Figure 4 shows the function $\log B_{1:t}(\phi; \tilde{\phi})$ computed by the proposed online algorithm for selected values of t . The maximizer of this function is the estimate for ϕ at time t . Note that, as t increases, the maximum of this function converges to the true value and the uncertainty is reduced. To derive a confidence interval we view $B_{1:t}(\phi; \tilde{\phi})$ as an unnormalized posterior pdf for ϕ and the corresponding cumulative sum is the unnormalized cdf. We then approximate the corresponding quantiles by polynomial interpolation of ϕ against the normalized cdf.

The estimates (MC average for θ , EB estimate for ϕ) and 99% credible intervals (MC quantiles for θ , polynomial interpolation for ϕ) for each parameter using data $\mathbf{y}_{1:t}$ across t are plotted in Figure 5. As shown in the figure, since both algorithms sample from the same posterior distribution, conditioned on $\mathbf{y}_{1:t}$, the estimates and credible intervals obtained between them are very similar and capture the true parameter values.

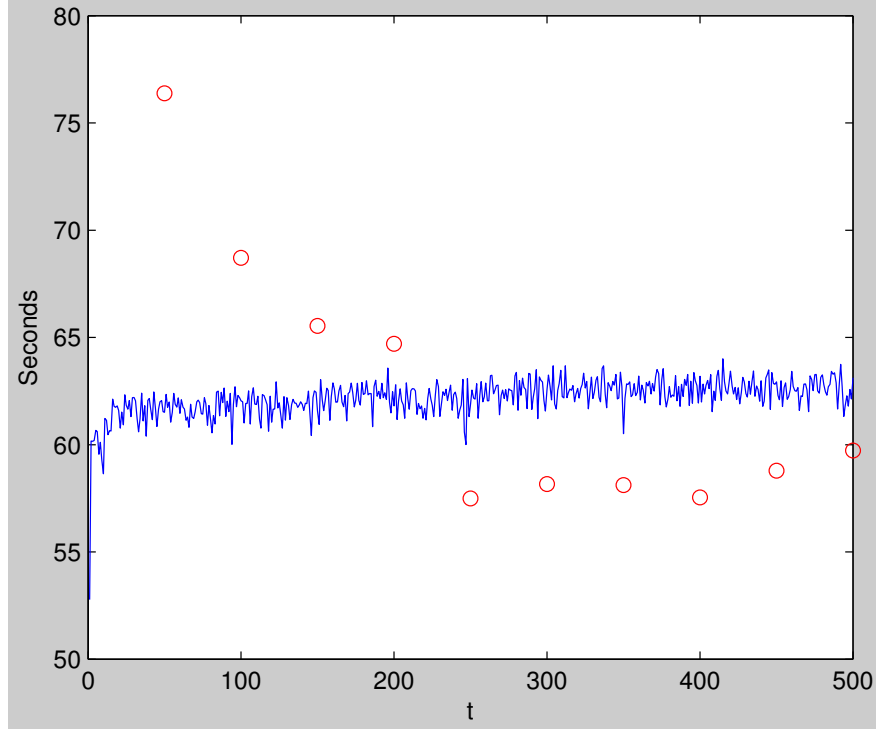


Figure 3: Computing time per time iteration for the proposed online algorithm (line) and the offline algorithm (circles). The offline algorithm was run five times, each with data $\mathbf{y}_{1:t}$ for five different values of t . In the figure we plot the total computing time divided by the corresponding t against t . The online algorithm was run 500 times, each time with data \mathbf{y}_t for $t = 1, 2, \dots, 500$, i.e. only the most recent observation was fed into the algorithm, and the computing time for each t is plotted against t .

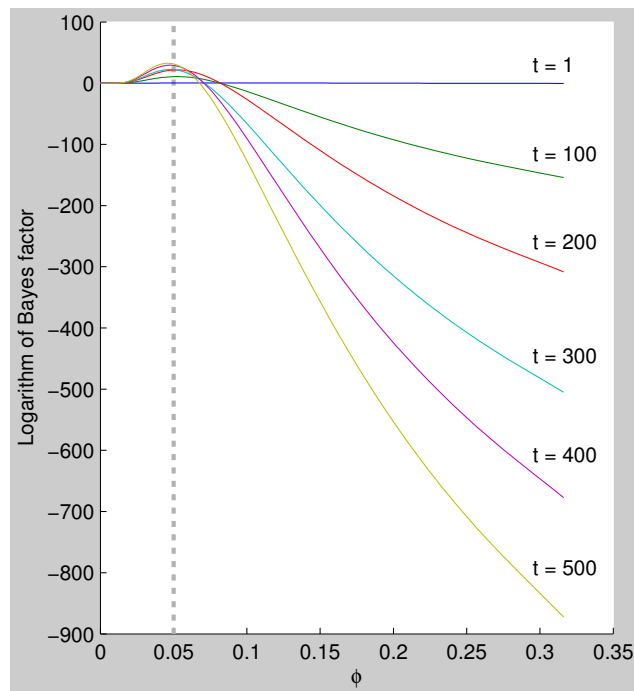


Figure 4: Logarithm of the Bayes factor, $\log B_t(\phi|\tilde{\phi})$, plotted against ϕ for different times. The true ϕ is shown by a vertical line.

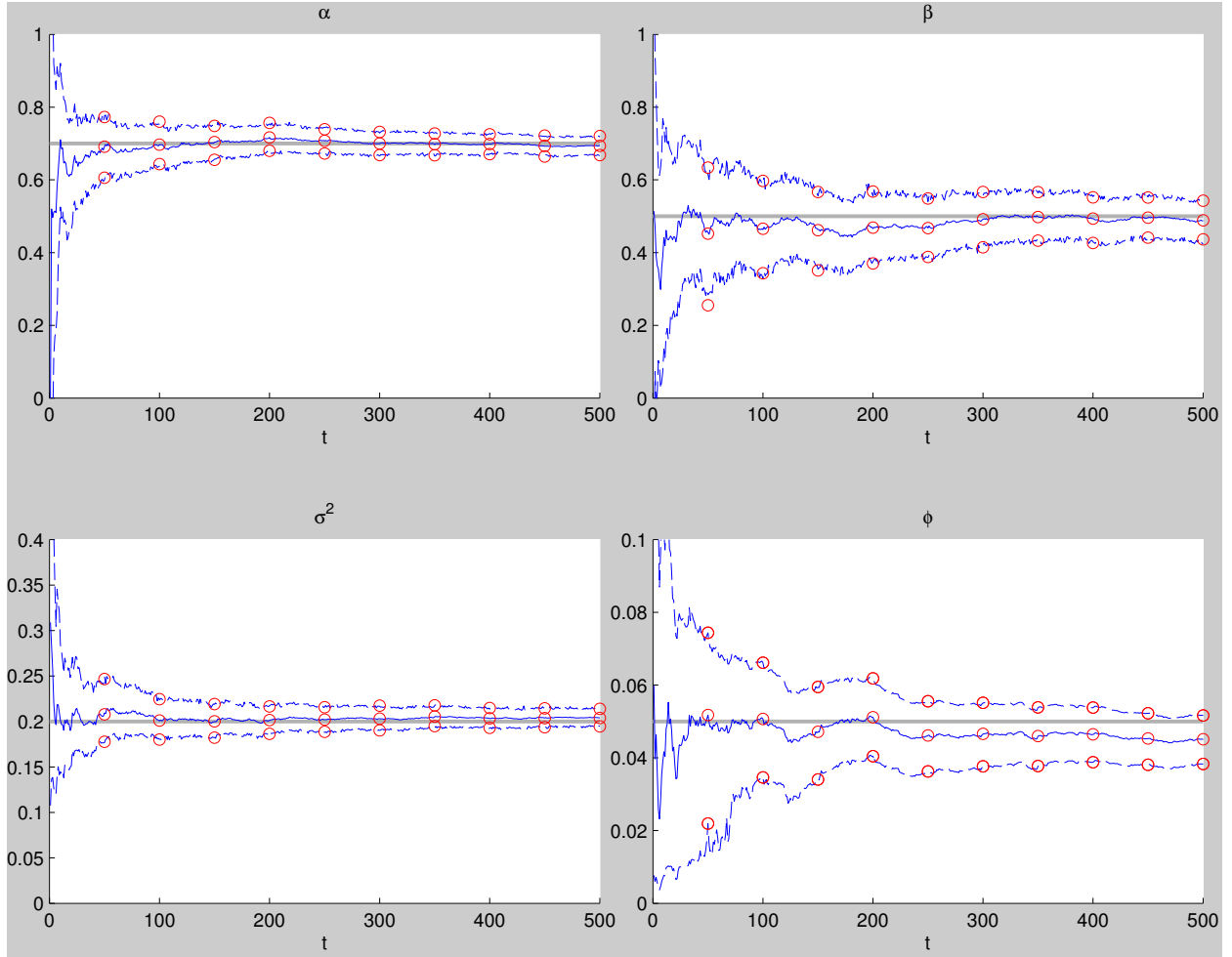


Figure 5: Parameter estimates across time using the proposed online algorithm (lines) and an offline algorithm (circles) and 99% confidence intervals. The true parameter value is shown by a horizontal line.

6 Discussion

This paper investigated the online filtering and estimation of a latent dynamic spatiotemporal process. We considered an autoregressive spatiotemporal process of order one. A hybrid Gibbs-resampling algorithm was developed for the estimation of the process after assimilating noisy observations distributed according to an exponential family distribution. For the importance sampling step we used a skewed normal proposal density derived by approximating the optimal importance distribution. Furthermore, parameters related to the stochastic dynamics of the process were estimated. Depending on the role of these parameters different strategies were followed. All parameters related to the temporal behavior of the process were estimated by employing a Gibbs algorithm using sufficient statistics. The sufficient statistics were of paramount importance due to the fact that filtering and estimation occurred online and thus limited data storage needed to be preserved. On the other hand, these sufficient statistics depended on the spatial range parameter which is unknown and needs to be estimated. To that end, a novel online implementation of empirical Bayes method was considered incorporating the particle filter's weighted samples for the state process and the MCMC samples for the other parameters. In turn, the updated estimates of the state process and the parameters based on the estimation of the range parameter were deduced by incorporating an importance resampling principle. Finally, our algorithmic framework was tested on synthetic data producing accurate results.

The results of this manuscript can be extended in several different directions. First, Remark 3 noted that the particle filter algorithm could be used instead of the framework of Algorithm 2. However, at present, this requires a large grid which could be a computationally formidable task. We intend to investigate further how to relax this assumption and engage particle filter weights directly with the empirical Bayes method. This could be particularly attractive for offline problems where the inferential toolboxes of the particle MCMC algorithm of Andrieu et al. (2010) could be incorporated. Another research avenue is the application of this methodology to the dynamic spatiotemporal design problem, see e.g. Wikle and Royle (1999) incorporating parameter uncertainty in the design as well. Many interesting applications can be found in the point-process framework and it would be interesting to see how the suggested methodology performs in this case.

7 Appendix

7.1 Proof of Lemma 1

We examine the limits for $i = 1, \dots, n$, of the ratio

$$\lim_{u \rightarrow \infty} \frac{p(\mathbf{x}_t = \mu_t + u\mathbf{e}_i | \mathbf{x}_{t-1}, \mathbf{y}_t, \theta, \phi)}{p(\mathbf{x}_t = \mu_t - u\mathbf{e}_i | \mathbf{x}_{t-1}, \mathbf{y}_t, \theta, \phi)},$$

where $\mu_t = G_t\beta + \alpha(\mathbf{x}_{t-1} - G_{t-1}\beta)$ and \mathbf{e}_i is a vector whose i th component is 1 and all other components are 0. If the limit is 0, respectively ∞ , then the distribution is left, respectively right skewed.

Then, by the symmetry of the normal distribution around its mean,

$$\begin{aligned} \lim_{u \rightarrow \infty} \frac{p(\mathbf{x}_t = \mu_t + u\mathbf{e}_i | \mathbf{x}_{t-1}, \mathbf{y}_t, \theta, \phi)}{p(\mathbf{x}_t = \mu_t - u\mathbf{e}_i | \mathbf{x}_{t-1}, \mathbf{y}_t, \theta, \phi)} &= \lim_{u \rightarrow \infty} \frac{p(\mathbf{y}_t | \mathbf{x}_t = \mu_t + u\mathbf{e}_i)p(\mathbf{x}_t = \mu_t + u\mathbf{e}_i | \mathbf{x}_{t-1}, \theta, \phi)}{p(\mathbf{y}_t | \mathbf{x}_t = \mu_t - u\mathbf{e}_i)p(\mathbf{x}_t = \mu_t - u\mathbf{e}_i | \mathbf{x}_{t-1}, \theta, \phi)} \\ &= \lim_{u \rightarrow \infty} \frac{p(\mathbf{y}_t | \mathbf{x}_t = \mu_t + u\mathbf{e}_i)}{p(\mathbf{y}_t | \mathbf{x}_t = \mu_t - u\mathbf{e}_i)} \\ &= \lim_{u \rightarrow \infty} \frac{p(y_{i,t} | x_{i,t} = \mu_{i,t} + u)}{p(y_{i,t} | x_{i,t} = \mu_{i,t} - u)}, \end{aligned}$$

where the last limit is either 0 or ∞ since the distribution of $y_{i,t}|x_{i,t}$ is skewed.

References

- Andrieu, C., Doucet, A., and Holenstein, R. (2010). Particle Markov chain Monte Carlo methods. *Journal of the Royal Statistical Society: Series B*, 72(3):269–342.
- Azzalini, A. and Capitanio, A. (1999). Statistical applications of the multivariate skew normal distribution. *Journal of the Royal Statistical Society: Series B*, 61(3):579–602.
- Berger, J. O., De Oliveira, V., and Sansó, B. (2001). Objective Bayesian analysis of spatially correlated data. *Journal of the American Statistical Association*, 96(456):1361–1374.
- Buta, E. and Doss, H. (2011). Computational approaches for empirical bayes method and bayesian sensitivity analysis. *The Annals of Statistics*, 39:2658–2685.
- Cameletti, M., Lindgren, F., Simpson, D., and Rue, H. (2013). Spatio-temporal modeling of particulate matter concentration through the spde approach. *ASIA Advances in Statistical Analysis*, 97(2):109–131.
- Carvalho, C. M., Johannes, M. S., Lopes, H. F., Polson, N. G., et al. (2010). Particle learning and smoothing. *Statistical Science*, 25(1):88–106.
- Christensen, O. F., Møller, J., and Waagepetersen, R. (2000). Analysis of spatial data using generalized linear mixed models and Langevin-type Markov chain Monte Carlo. Technical report, Department of Mathematical Sciences, Aalborg University.
- Christensen, O. F., Roberts, G. O., and Sköld, M. (2006). Robust Markov chain Monte Carlo methods for spatial generalized linear mixed models. *Journal of Computational and Graphical Statistics*, 15(1):1–17.
- Cressie, N. (1993). *Statistics for spatial data*. Wiley.
- Cressie, N. and Wikle, C. K. (2011). *Statistics for spatio-spatial data*. Wiley.
- Diggle, P., Rowlingson, B., and Su, T.-I. (2005). Point process methodology for on-line spatio-temporal disease surveillance. *Environmetrics*, 16(5):423–434.
- Diggle, P. J., Ribeiro Jr, P. J., and Christensen, O. F. (2003). An introduction to model-based geostatistics. In Møller, J., editor, *Spatial statistics and computational methods*, volume 173, pages 43–86. Springer.
- Doss, H. (2010). Estimation of large families of Bayes factors from Markov chain output. *Statistica Sinica*, 20(2):537.
- Doucet, A., Freitas, N., and Gordon, N., editors (2001). *Sequential Monte Carlo Methods in Practice*. Springer.
- Doucet, A., Godsill, S., and Andrieu, C. (2000). On sequential Monte Carlo sampling methods for Bayesian filtering. *Statistics and computing*, 10(3):197–208.
- Fearnhead, P. (2002). Markov chain Monte Carlo, sufficient statistics, and particle filters. *Journal of Computational and Graphical Statistics*, 11(4):848–862.

- Kang, K. and Maroulas, V. (2013). Drift homotopy methods for a non-Gaussian filter. In *Information Fusion (FUSION), 2013 16th International Conference on*, pages 1088–1094. IEEE.
- Kantas, N., Doucet, A., Singh, S. S., Maciejowski, J. M., and Chopin, N. (2015). On particle methods for parameter estimation in general state-space models. *Statistical Science*. To appear.
- Liu, J. S. (2001). *Monte Carlo Strategies in Scientific Computing*. Springer.
- Maroulas, V. and Stinis, P. (2012). Improved particle filters for multi-target tracking. *Journal of Computational Physics*, 231(2):602–611.
- Pitt, M. K. and Shephard, N. (1999). Filtering via simulation: Auxiliary particle filters. *Journal of the American Statistical Association*, 94(446):590–599.
- Roy, V., Evangelou, E., and Zhu, Z. (2016). Efficient estimation and prediction for the Bayesian binary spatial model with flexible link functions. *Biometrics*. To appear.
- Rubin, D. B. (1987). Comment on ‘The Calculation of Posterior Distributions by Data Augmentation’ by M. A. Tanner and W. H. Wong. *Journal of the American Statistical Association*, 82(398):543–546.
- Snyder, C., Bengtsson, T., Bickel, P., and Anderson, J. (2008). Obstacles to high-dimensional particle filtering. *Monthly Weather Review*, 136(12):4629–4640.
- Storvik, G. (2002). Particle filters for state-space models with the presence of unknown static parameters. *Signal Processing, IEEE Transactions on*, 50(2):281–289.
- Wikle, C. K. and Royle, J. A. (1999). Space: Time dynamic design of environmental monitoring networks. *Journal of Agricultural, Biological, and Environmental Statistics*, pages 489–507.
- Wikle, C. K. and Royle, J. A. (2005). Dynamic design of ecological monitoring networks for non-Gaussian spatio-temporal data. *Environmetrics*, 16(5):507–522.