

# Circulant temporal encoding for video retrieval and temporal alignment

Matthijs Douze · Jérôme Revaud · Jakob Verbeek · Hervé Jégou · Cordelia Schmid

Received: date / Accepted: date

**Abstract** We address the problem of specific video event retrieval. Given a query video of a specific event, *e.g.*, a concert of Madonna, the goal is to retrieve other videos of the same event that temporally overlap with the query. Our approach encodes the frame descriptors of a video to jointly represent their appearance and temporal order. It exploits the properties of circulant matrices to efficiently compare the videos in the frequency domain. This offers a significant gain in complexity and accurately localizes the matching parts of videos. The descriptors can be compressed in the frequency domain with a product quantizer adapted to complex numbers. In this case, video retrieval is performed without decompressing the descriptors. The second problem we consider is the temporal alignment of a set of videos. We exploit the matching confidence and an estimate of the temporal offset computed for all pairs of videos by our retrieval approach. Our robust algorithm aligns the videos on a global timeline by maximizing the set of temporally consistent matches. The global temporal alignment enables synchronous playback of the videos of a given scene.

## 1 Introduction

**T**HIS paper presents our circulant temporal encoding (CTE) approach, to determine whether two videos represent the same event and share a temporal and visual overlap. It encodes all the frame descriptors of a video into a temporal representation and exploits the properties of circulant matrices to compare videos in the frequency domain. The result of the comparison is a similarity score and a time shift that temporally aligns the two videos.

We first use CTE to address the problem of video copy detection: given a query video, the goal is to retrieve exact

or near duplicate clips or sub-clips from a large video collection. Examples of applications are automatic copyright enforcement, identification of advertisement videos or automatic organization of video collections. We show that our approach can retrieve different videos of the same event filmed from different viewpoints. For instance, CTE can recognize that several amateur videos shot by different persons attending the same concert do correspond. Indexing this type of video material on-line and in archives enables to mine video data in large archives that are often indexed with sparse and noisy keywords.

CTE can also be applied to automatic temporal alignment of a set of videos of the same event, in order to play back the videos synchronously. For example, home users who have shot tens of videos of an event such as a wedding or a sports event would like to combine them into a single movie of the event. Professional users want to organize a collection of videos from different viewpoints of the same scene, shot under conditions that prevented them to gather appropriate metadata. Video collections of an event such as a theatrical performance retrieved from external sources such as Youtube or other video sharing sites, can be edited into a single movie.

A preliminary version of this work, introducing CTE for the purpose of large-scale video retrieval, is published as a conference paper [31]. The core contribution of CTE is to jointly encode in a single vector the appearance information at the image level and the temporal sequence of frames, such that it enables an efficient search scheme that avoids the exhaustive comparison of frames. Extensive experiments on two video copy detection benchmarks in [31] have shown that CTE improves over the state of the art with respect to accuracy, search time and memory usage, and allows as well to retrieve video of specific instances of events despite important viewpoint changes in a large collection of videos.

Although we briefly mentioned in [31] the possibility of aligning multiple videos with CTE, we did not provide any details on how to do this nor on means of evaluating it. The current paper further develops this aspect in several ways. First, we introduce a new dataset for global video alignment. It consists of temporally aligned videos of a rock climbing session, captured with different cameras which include mobile phones, camcorders, and head-mounted cameras. Second, we create a ground-truth temporal alignment of 163 clips of the “Madonna in Rome” concert from the publicly available EVVE dataset [31]. Third, we present a robust temporal alignment algorithm that takes as input pairwise video matches and their estimated temporal shift, and produces a global temporal alignment of the videos. This alignment process is evaluated using the groundtruth alignment data of the Madonna and Climbing datasets.

The rest of this paper is organized as follows. Section 2 reviews related work on video retrieval and alignment. Section 3 describes our temporal circulant encoding technique and Section 4 presents our indexing strategy. Section 5 describes our robust video alignment method. Section 6 introduces the datasets we use and the related evaluation measures. The experiments in Section 7 demonstrate the excellent results of our approach for video retrieval and alignment. Finally, we present our conclusions in Section 8.

## 2 Related work

We review the most relevant related work on video retrieval and alignment in Sections 2.1 and 2.2 respectively.

### 2.1 Video retrieval

Searching for specific events is related to video copy detection [26] and event category recognition [7], but there are substantial differences with both tasks. The goal of video copy detection is to find distorted videos, *e.g.*, by compression, cam-cording or picture-in-picture combinations. Detecting event *categories* requires a classification approach that captures the large intra-class variability in semantically defined events like “brush hair” in HMDB51 [24], “birthday party” in Trecvid MED [29] or “high jump” in UCF101 [35]. Such datasets provide a large pool of positive and negative examples to train the classifier. In contrast, the method introduced in this paper is tailored to specific event retrieval, that is, finding videos of a particular event instance. To that aim, it is flexible enough to handle significant viewpoint changes, while still producing a precise alignment in time. Retrieval is performed from a single video query, *i.e.* without training data.

This is substantially different from approaches aiming at discovering high-level correspondences between seman-

tic actions in different videos [6, 15, 40]. These methods discover common temporal patterns between videos in an unsupervised fashion. They rely on high-level descriptors and flexible alignment methods in order to match different instances of the same action classes. Our goal is to retrieve videos of the same specific event instance. In this context, a precise temporal alignment is well-defined and feasible. We exploit this property to tackle difficult viewpoint changes with little discriminant motion.

Many techniques for video retrieval represent a video as a set of descriptors extracted from frames or keyframes [8, 22, 34]. Searching in a collection is performed by comparing the query descriptors with those of the dataset. Then, temporal constraints are enforced on the matching descriptors, by *e.g.*, partial alignment [41] or classic voting techniques, such as temporal Hough transform [8], which was popular in the TRECVID video copy detection task [33]. Such approaches are costly, since all frame descriptors of the query must be compared to those of the database before performing the temporal verification.

In contrast, the technique proposed in this paper measures the similarity between two sequences for all possible alignments at once. Frame descriptors are jointly encoded in the frequency domain, where convolutions cast into efficient element-wise multiplications. This encoding is combined with frequency pruning to avoid the full computation of all cross-similarities between the frame descriptors. The comparison of sequences is improved by a regularization in the frequency domain. Computing a matching score between videos requires only component-wise operations and a single one-dimensional inverse Fourier transform, avoiding the reconstruction of the descriptor in the temporal domain.

Similar techniques have been used in other contexts such as registration or watermark detection. However, they are usually applied to the raw signal such as image pixels [4, 14] or audio waveforms [21]. Recently, transforming a multi-dimensional signal to the Fourier domain was shown useful to speed up object detection [9, 13].

We optimize the tradeoff between search quality, speed and memory consumption using product quantization [19], which we extend to complex vectors in order to compare our descriptors in the compressed Fourier domain.

### 2.2 Precise video alignment

Existing temporal video alignment techniques for videos of the same specific event are limited to constrained environments, or impose strong requirements on the video capturing process. Below, we review the most important existing alignment techniques.

Genlocking cameras consists in triggering the shutter of the cameras by a common clock signal [30]. This ensures

that the frames are perfectly synchronized, which is useful for the 3D reconstruction of fast-moving scenes [11]. A movie clapperboard or a light flash [20] can be used to recognize a common time instant on the different videos. This approach also imposes constraints on the capturing process and still requires either manual or automatic alignment, even though the problem is simplified.

When the cameras have approximately the same viewpoint, the optimization of an error criterion between the image pixels can be used to compute a spatio-temporal model mapping one video to another [5].


In another work [36], the alignment is obtained by explicitly matching scene points and using geometrical constraints on the matches to spot consistent frames. This is extended in [10] to a spatio-temporal model with a non-constant time shift, which can be used for example to match videos of different walks through the same street. Another work along the same lines is VideoSnapping [38], which focuses on adjusting the speed of one video to match that of a reference one. Similar to our method, VideoSnapping also addresses the alignment of multiple videos using a minimum spanning tree. For both [10] and [38], the temporal model is more general than ours: instead of a constant time shift, they estimate a dynamic time warping (DTW). This is much harder because the number of parameters is proportional to the length of the movies, and restricts these methods to relatively high-quality footage with clean keypoints (e.g. strong corners on buildings, square objects). In contrast, our method can deal with less restrictive settings such as low-quality videos from Youtube or videos that are static for long periods, as shown on Figure 1.

The audio produced along with the different cameras can be aligned more easily, as it is a one dimensional signal [12,23]. However, this can be exploited only if the scene is sufficiently small to avoid a drift due to the relatively slow propagation of sound in the air. Moreover, audio may not be distinctive enough (e.g., if the audio track is dominated by motor sounds), or its quality may be too poor.

In contrast to these approaches, our approach does not impose constraints on the capturing process. Therefore, unlike genlocking or clapperboard-like techniques, our approach is applicable to videos of an event acquired in an uncontrolled and uncoordinated manner. Compared to audio-based approaches, our approach is more robust since we rely on the richer visual signal.

### 3 Video matching using circulant temporal encoding

This section describes the algorithm for video matching. We first present the video descriptors in Section 3.1, and the general matching formulation in Section 3.2. We then present the efficient circulant temporal encoding technique in Section 3.3, and a robust regularized version of it in Section 3.4



**Fig. 1** Matrices of frame matching scores for pairs of videos to align. Each matrix element is the matching score between a query frame (line) and a database frame (column). Darker entries correspond to higher scores. Left: sequences with non-constant time shift (we do not consider this case); middle: constant time shift, strong signal; right: constant time shift, weak signal (the focus of this paper).

Finally, in Section 3.5 we discuss how the matching subsequences are extracted.

#### 3.1 Video frame descriptors

We represent a video by a sequence of high-dimensional frame descriptors. The representation is obtained in the following three steps.

**Pre-processing.** All videos are mapped to a common format, by sampling them at a fixed rate of 15 fps and resizing them to a maximum of 120k pixels, while keeping the aspect ratio unchanged.

**Local description.** We compare two types of local descriptors that are aggregated in the same way. First, local SIFT descriptors [27] are extracted for each frame on a dense grid [28], every 4 pixels and for 5 scale levels. Alternatively, dense trajectory descriptors [37] are extracted around dense points tracked during 15 frames. We use the histogram of flow (HOF) component of the trajectory, which was found to be most discriminant. We compute the square-root of the local descriptor components and reduce the descriptor to 32 dimensions with principal component analysis (PCA) [1, 16]. We use dense sampling of local descriptors rather than interest points, as this increases the accuracy without impacting the storage size after aggregation.

**Descriptor aggregation.** The local descriptors of a frame are encoded using MultiVLAD [17], a variant of the Fisher vector [32]. Two VLAD descriptors are obtained based on two different codebooks of size 128 and concatenated. Power normalization is applied to the vector, and it is reduced by PCA to dimension  $d$  (a parameter of our approach). The vector is normalized using the PCA’s covariance matrix and  $\ell_2$ -normalization.

**Parameters of the frame descriptors** The parameters of the local descriptor extraction and VLAD aggregation were chosen on the image retrieval benchmark Holidays [18] to optimize the tradeoff between descriptor size, extraction speed

and performance. Because the descriptors are extracted from potentially large video sequences, they need to be fast to compute and compact. Our implementation extracts frame descriptors in real time (15 fps) on a single processor core, producing VLAD descriptors of size 512 or 1024. For the trajectory descriptor, we used the default parameters and extracted only its histogram of flow (HOF) component. Various other settings and components of the descriptor were tested but did not improve the results. Using trajectory descriptors is about 10 times slower than SIFT. Therefore, we perform most large-scale evaluations only using SIFT.

### 3.2 Matching frame descriptors

Our goal is to compare two sequences of frame descriptors  $\mathbf{q} = [\mathbf{q}_1, \dots, \mathbf{q}_m] \in \mathbb{R}^{d \times m}$  and  $\mathbf{b} = [\mathbf{b}_1, \dots, \mathbf{b}_n] \in \mathbb{R}^{d \times n}$ .

We first consider the metric

$$s_\delta(\mathbf{q}, \mathbf{b}) = \sum_{t=-\infty}^{\infty} \langle \mathbf{q}_t, \mathbf{b}_{t-\delta} \rangle, \quad (1)$$

where the vectors  $\mathbf{q}_t$  (resp.,  $\mathbf{b}_t$ ) are zero when  $t < 1$  and  $t > m$  (resp.,  $t > n$ ). This is an extension of the *correlation* used for pattern detection in scalar signals [25]. The metric  $s_\delta(\mathbf{q}, \mathbf{b})$  reaches a maximum in  $\delta$  when the  $\mathbf{q}$  and  $\mathbf{b}$  are aligned if the following assumptions are satisfied:

*Assumption 1: There is no (or limited) temporal acceleration.* This hypothesis is assumed by the “temporal Hough transform” [8] when only the shift parameter is estimated.

*Assumption 2: The inner product is a good similarity measure between frame descriptors.* This is the case for Fisher and our MultiVlad descriptors (Section 3.1), but not for other type of descriptors to be compared with more general kernels.

*Assumption 3: The sum of similarities between the frame descriptors at a constant time shift is a good indicator of the similarity between the sequences.* In practice, this assumption may not be satisfied. Since videos are self-similar in time, the similarity measure proposed in Equation (1) may favor an incorrect alignment. Two long nearly static sequences may —if their frame descriptors are somewhat similar— accumulate to a stronger response than shorter sequences of truly temporally aligned frames. In our case, this problem will be addressed by a regularization of the metric in the Fourier domain which also makes the metric invariant to video duration, see Section 3.4.

Below we present *Circulant Temporal Encoding* (CTE) to efficiently compute the  $s_\delta(\mathbf{q}, \mathbf{b})$  for all possible values of  $\delta$  at once. It relies on Fourier-domain processing. Section 3.4 presents the regularization techniques that address the limitations mentioned in Assumption 3.

### 3.3 Circulant encoding of vector sequences

Equation 1 can be decomposed along the dimensions of the descriptor. Using the column notation  $\mathbf{q} = [\mathbf{q}_{\cdot 1}, \dots, \mathbf{q}_{\cdot d}]^\top$  and  $\mathbf{b} = [\mathbf{b}_{\cdot 1}, \dots, \mathbf{b}_{\cdot d}]^\top$ , the vector of scores for all possible values of  $\delta$  is given by

$$\mathbf{s}(\mathbf{q}, \mathbf{b}) = [\dots, s_0(\mathbf{q}, \mathbf{b}), s_1(\mathbf{q}, \mathbf{b}), \dots] = \sum_{i=1}^d \mathbf{q}_{\cdot i} \otimes \mathbf{b}_{\cdot i}, \quad (2)$$

where  $\otimes$  is the convolution operator. Assuming sequences of equal lengths ( $n = m$ ),  $\mathbf{s}(\mathbf{q}, \mathbf{b})$  is computed in the Fourier domain [25]. Denoting by  $\mathcal{F}$  the 1D-discrete Fourier transform and  $\mathcal{F}^{-1}$  its inverse, the convolution theorem states that:

$$\mathbf{s}(\mathbf{q}, \mathbf{b}) = \sum_{i=1}^d \mathcal{F}^{-1} \left( \overline{\mathcal{F}(\mathbf{q}_{\cdot i})} \odot \mathcal{F}(\mathbf{b}_{\cdot i}) \right) \quad (3)$$

where  $\odot$  is the element-wise multiplication of two vectors and  $\overline{\mathcal{F}(\mathbf{q}_{\cdot i})}$  is the complex conjugate of  $\mathcal{F}(\mathbf{q}_{\cdot i})$ . Denoting  $\mathcal{Q}_i = \mathcal{F}(\mathbf{q}_{\cdot i}) \in \mathbb{C}^m$  and  $\mathcal{B}_i = \mathcal{F}(\mathbf{b}_{\cdot i}) \in \mathbb{C}^n$ , the linearity of the Fourier operator gives:

$$\mathbf{s}(\mathbf{q}, \mathbf{b}) = \mathcal{F}^{-1} \left( \sum_{i=1}^d \overline{\mathcal{Q}_i} \odot \mathcal{B}_i \right), \quad (4)$$

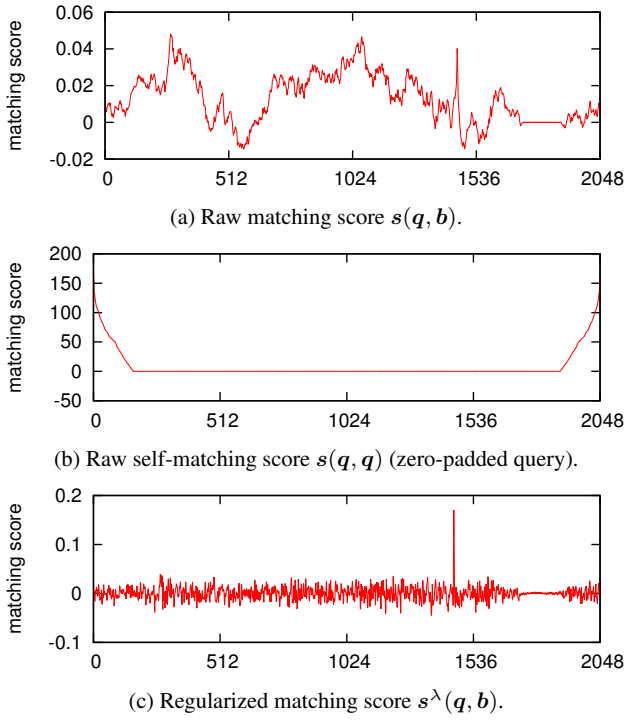
which is more efficient to compute than Equation 3 because it requires a single inverse FFT instead of  $d$ , while performing the same number of component-wise multiplications.

In practice, we rely on the Fast Fourier Transform (FFT) and its inverse, which are very efficient, especially for sequences whose length is a power of two. As a common practice, the descriptor sequences are padded with zeros to reach the next power of two [25]. Unless stated otherwise, we consider hereafter that the sequences have been preprocessed to have the same length  $m = n = 2^\ell$ .

### 3.4 Regularized comparison metric

As mentioned above, due to the temporal consistency and more generally the self-similarity of frames in videos, the values of the score vector  $\mathbf{s}(\mathbf{q}, \mathbf{b})$  are noisy and its peak over  $\delta$  is not precisely localized, as shown in Figure 2(a). This is obvious when comparing the query to itself:  $s(\mathbf{q}, \mathbf{q})$  consists of a relatively wide peak around  $\delta = 0$  whose magnitude directly depends on the query duration, as shown in Figure 2(b). Instead, one would ideally obtain a Dirac response, independent from the video content and duration, that is:  $s_\delta(\mathbf{q}, \mathbf{q}) = 0$  for  $\delta \neq 0$ , and  $s_0(\mathbf{q}, \mathbf{q}) = 1$ . This behavior can be achieved through an additional filtering stage in the





**Fig. 2** Matching score between a query  $\mathbf{q}$  and a database video  $\mathbf{b}$  as a function of the time shift  $\delta$ .

Fourier domain. We use a set of filters  $W = \{W_1, \dots, W_d\}$ ,  $W_i \in \mathbb{R}^n$  to redefine the score vectors as

$$s^W(\mathbf{q}, \mathbf{b}) = \mathcal{F}^{-1} \left( \sum_{i=1}^d \frac{\overline{\mathcal{Q}_i} \odot \mathcal{B}_i}{W_i} \right). \quad (5)$$

We then aim to set the filters so that the score vector that compares the query with itself gives the desired Dirac response

$$\begin{aligned} s^W(\mathbf{q}, \mathbf{q}) &= \mathcal{F}^{-1} \left( \sum_{i=1}^d \frac{\overline{\mathcal{Q}_i} \odot \mathcal{Q}_i}{W_i} \right) \\ &= [1, 0, \dots, 0] = \mathbf{e}_1. \end{aligned} \quad (6)$$

where the division is element-wise.

For the sake of simplicity, we compute  $W_i$  assuming that the contributions are shared equally across dimensions:

$$\mathcal{F}^{-1} \left( \frac{\overline{\mathcal{Q}_i} \odot \mathcal{Q}_i}{W_i} \right) = \frac{1}{d} \mathbf{e}_1 \quad \forall i = 1 \dots d \quad (7)$$

Hence

$$\frac{\overline{\mathcal{Q}_i} \odot \mathcal{Q}_i}{W_i} = \frac{1}{d} \mathcal{F}(\mathbf{e}_1) = \frac{1}{d} [1, 1, \dots, 1], \quad (8)$$

The closed-form solution of each filter  $W_i$  is therefore obtained in the Fourier domain as

$$W_i = d \overline{\mathcal{Q}_i} \odot \mathcal{Q}_i. \quad (9)$$

The filters  $W_i$  can be interpreted as a peak detectors in  $s(\mathbf{q}, \mathbf{b})$ . In practice, its spectrum resembles that of a Laplacian filter.

One drawback of this solution is that the denominator in Eqn. 5 may be close to zero, magnifying the noise and de-stabilizing the solution. To tackle this issue, Bolme et al. [3] average the filters obtained from independent samples, which helps when some frequencies have small energy for some dimensions. In our case, we could average the filters  $W_i$ , since they are decorrelated by the PCA (Section 3).

Unfortunately, averaging does not always suffice, as some videos contain only one shot composed of static frames: the components associated with high frequencies are near zero for all dimensions. Therefore, we incorporate a regularization term into Equation 6 and determine the  $W_i$  minimizing

$$\lambda \left\| \frac{1}{W_i} \right\|^2 + \left\| \mathcal{F}^{-1} \left( \frac{\overline{\mathcal{Q}_i} \odot \mathcal{Q}_i}{W_i} \right) - \frac{1}{d} \mathbf{e}_1 \right\|^2, \quad (10)$$

where the regularization coefficient  $\lambda$  ensures the stability of the filter. Notice that setting  $\lambda = 0$  amounts to solving Equation 8 and leads to the solution proposed in Equation 9. A closed-form solution to this minimization problem in the Fourier domain, obtained by leveraging properties of circulant matrices, consists of adding  $\lambda$  to the denominator in Equation 9 [14]. This leads to a regularized score vector between two video sequences  $\mathbf{q}$  and  $\mathbf{b}$ :

$$s^\lambda(\mathbf{q}, \mathbf{b}) = \frac{1}{d} \mathcal{F}^{-1} \left( \sum_{i=1}^d \frac{\overline{\mathcal{Q}_i} \odot \mathcal{B}_i}{\overline{\mathcal{Q}_i} \odot \mathcal{Q}_i + \lambda} \right). \quad (11)$$

Both regularization techniques, *i.e.*, averaging the filters and using a regularization term, are complementary and we combine them, which gives the following regularized matching score, illustrated in Figure 2(c):

$$s^\lambda(\mathbf{q}, \mathbf{b}) = \mathcal{F}^{-1} \left( \sum_{i=1}^d \frac{\overline{\mathcal{Q}_i} \odot \mathcal{B}_i}{\sum_{j=1}^d \overline{\mathcal{Q}_j} \odot \mathcal{Q}_j + \lambda} \right). \quad (12)$$

The choice of  $\lambda$  is discussed in Section 7.

### 3.5 Temporal alignment and boundary detection

The strategy presented above produces a vector of matching scores,  $s^\lambda(\mathbf{q}, \mathbf{b}) = [\dots, s_{\delta}^\lambda(\mathbf{q}, \mathbf{b}), \dots]$ , between two videos sequences  $\mathbf{q}$  and  $\mathbf{b}$ , for all possible temporal offsets  $\delta$ . The optimal temporal alignment of the two videos is given by

$$\delta^* = \arg \max_{\delta \in \mathbb{Z}} s_{\delta}^\lambda(\mathbf{q}, \mathbf{b}), \quad (13)$$

and  $s_{\delta^*}^\lambda(\mathbf{q}, \mathbf{b})$  is their similarity score.

In some applications such as video alignment (see Section 7), we also need the boundaries of the matching segments. For this purpose, the database descriptors are reconstructed in the temporal domain from  $\mathcal{F}^{-1}(\mathbf{b}_i)$ . A frame-per-frame similarity is then computed with the estimated

shift  $\delta^*$  as:

$$S_t = \langle \mathbf{q}_t, \mathbf{b}_{t-\delta^*} \rangle. \quad (14)$$

The matching sequence is defined as a set of contiguous  $t$  for which the scores  $S_t$  are high enough. In practice, we use a threshold equal to half the peak score  $\max_t S_t$ . This also refines the matching score between videos, which is replaced by the sum of  $S_t$  on the matching sequence.

Note that, unlike the computation of  $s_{\delta^*}^\lambda(\mathbf{q}, \mathbf{b})$ , this processing requires  $d$  distinct 1D inverse FFT, one per component. Yet, on large datasets this does not impact the overall efficiency, since it is only applied to a small set of database videos  $\mathbf{b}$  with the highest pairwise scores  $s_{\delta^*}^\lambda(\mathbf{q}, \mathbf{b})$ .

#### 4 Indexing strategy and complexity

This section discusses the steps to efficiently encode the descriptors in the Fourier domain. The goal is to implement the method presented in Section 3 in an approximate manner. Beyond the complexity gain already obtained from our Fourier-domain processing, this considerably improves the efficiency of the method while reducing its memory footprint by orders of magnitude. As shown later by our experiments (Section 7), this gain is achieved without significantly impacting the retrieval quality.

##### 4.1 Frequency-domain representation

A video  $\mathbf{b}$  of length  $n$  is represented in the Fourier domain by a complex matrix  $\mathcal{B} = [\mathcal{B}_1^\top, \dots, \mathcal{B}_d^\top]^\top = [\mathbf{f}_0, \dots, \mathbf{f}_{n-1}]$ , with  $\mathcal{B} \in \mathbb{C}^{d \times n}$ . Our input descriptors are real-valued, so only half of the components are stored, as  $\mathbf{f}_{n-i}$  is the complex conjugate of  $\mathbf{f}_i$ .

**Frequency pruning** is applied to reduce the video representation by keeping only a fraction  $n' = \beta n \ll n$  of the low-frequency vectors  $\mathbf{f}_i$ ,  $i = 0 \dots n' - 1$  (in practice,  $\beta$  is an inverse power of 2). We keep a fraction rather than a fixed number of frequencies for all videos, as this would make the localization accuracy dependent on the sequence length.

**Descriptor sizes.** The comparison of a query  $\mathbf{q}$  video of length  $m$  and a database video  $\mathbf{b}$  of size  $n$  in the Fourier domain requires them to have the same size. To handle the case  $m \leq n$ , we precompute a Fourier descriptor for different zero-padded versions of the query, *i.e.*, for all sizes  $2^\ell$  such that  $m \leq 2^\ell \leq n_{\max}$ , where  $n_{\max}$  is the size of the longest database video.

We handle the case  $m > n$  by noticing that the Fourier descriptor of the concatenation of a signal with itself is given by  $[\mathbf{f}_0, 0, \mathbf{f}_1, 0, \mathbf{f}_2, 0, \dots]$ . Therefore, expanded versions of database descriptors can be generated on the fly and at no

cost. However, this introduces an ambiguity on the alignment of the query and database videos:  $\delta^*$  is determined modulo  $n$ , due to the repetition of the signal. In practice, the ambiguity is resolved when estimating the matching segment's boundaries, as described in Section 3.5.

##### 4.2 Complex PQ-codes and metric optimization

In order to further compress the descriptors and to efficiently compute Equation 12, we propose two extensions of the product quantization technique [19], a compression technique that enables efficient compressed-domain comparison and search. The original technique proceeds as follows. A given database vector  $y \in \mathbb{R}^d$  is split into  $p$  sub-vectors  $y_j$ ,  $i = 1 \dots p$ , of length  $d/p$ . The sub-vectors are separately quantized using k-means quantizers  $q_i(\cdot)$ ,  $i = 1 \dots p$ . This produces a vector of indexes  $[q_1(y_1), \dots, q_p(y_p)]$ . Typically,  $q_i(y_i) \in [1, \dots, 2^8]$ .

The comparison between a query descriptor  $x$  and the database vectors is performed in two stages. First, the squared distances between each sub-vector  $x_j$  and all the possible centroids are computed and stored in a table  $T = [t_{j,i}] \in \mathbb{R}^{p \times 256}$ . This step is independent of the database size. Second, the squared distance between  $x$  and  $y$  is approximated using the quantized database vectors as

$$d(x, y)^2 \approx \sum_{j=1}^p t_{j, q_j(y_j)}, \quad (15)$$

which only requires  $p$  look-ups and additions.

We adapt this technique to our context in two ways. First, it is extended to complex vectors in a straightforward manner. We learn the k-means centroids for complex vectors by considering a  $d$ -dimensional complex vector to be a  $2d$ -dimensional real vector, and this for all the frequency vectors that we keep:  $\mathbb{C}^d \equiv \mathbb{R}^{2d}$  and  $\mathbf{f}_j \equiv y_j$ . At query time, the table  $T$  stores complex values.

Computing the score of Equation 12 requires to produce the  $n'$  scalar products between the corresponding columns of  $\mathcal{B}$  and a matrix  $\mathcal{Q}_{\text{reg}}$ , with

$$\mathcal{Q}_{\text{reg}} = \begin{bmatrix} \frac{\overline{\mathcal{Q}_1}}{\mathcal{Q}_1 \odot \mathcal{Q}_1 + \lambda} \\ \vdots \\ \frac{\overline{\mathcal{Q}_d}}{\mathcal{Q}_d \odot \mathcal{Q}_d + \lambda} \end{bmatrix}. \quad (16)$$

Matrix  $\mathcal{B}$  is approximated with a product quantizer, so for each  $d/p$ -sized subvector of the  $n'$  columns of  $\mathcal{Q}_{\text{reg}}$ , we precompute the scalar products with the 256 possible sub-vectors of  $\mathcal{B}$ .

As a result, our table  $T$  stores the partial sums for all possible centroids, including the processing associated with the regularization filter. As with the regular product quantization technique, a single comparison only requires  $pn'$

look-ups and additions of complex numbers. The memory used for  $T$  ( $2 \times 256 \times p \times n'$ ) is a constant that does not depend on the database size.

Interestingly, the product quantization vocabularies do not need to be learned on representative training data: they can be trained on random Gaussian vectors in  $\mathbb{R}^{(2d/p)}$ . This is because the PCA whitening applied to generate  $\mathbf{b}_j$  and the Fourier transform applied on  $\mathbf{b}_{\cdot i}$  decorrelate the signal, which is close to Gaussian when it is encoded by PQ.

#### 4.3 Summary of search procedure and complexity

Each database video is processed offline as follows:

1. The video is pre-processed, and each frame is described as a  $d$ -dimensional MultiVlad descriptor.
2. This vector is padded with zeros to the next power of two, and mapped to the Fourier domain using  $d$  independent 1-dimensional FFTs.
3. High frequencies are pruned: Only  $n' = \beta \times n$  frequency vectors are kept. After this step, the video is represented by  $n' \times d$ -dimensional complex vectors.
4. These vectors are separately encoded with a complex product quantizer, producing a compressed representation of  $p \times n'$  bytes for the whole video.

At query time, the submitted video is described in the same manner, except that the query is not compressed with the product quantizer. Instead, it is used to pre-compute the look-up tables used in asymmetric PQ distance estimation, as discussed above. The complexity at query time depends on the number  $N$  of database videos, the size  $d$  of the frame descriptor, and the video length, that we assume for readability to be constant ( $n$  frames):

1.  $\mathcal{O}(d \times n \log n)$  – The query frame descriptors are mapped to the frequency domain by  $d$  1D FFTs of size  $n$ .
2.  $\mathcal{O}(256 \times d \times n')$  – The PQ table  $T$  associated with the regularized query  $\mathcal{Q}_{\text{reg}}$  is pre-computed
3.  $\mathcal{O}(N \times p \times n')$  – Equation 12 is evaluated for all database vectors using the approximation of Equation 15, directly in the compressed domain using  $n' \times p$  look-ups from  $T$  and additions. This produces a  $n'$ -dimensional vector for each database video.
4.  $\mathcal{O}(N \times n' \log n')$  – This vector is mapped to the temporal domain using a single inverse FFT. Its maximum gives the temporal offset  $\delta^*$  and the score  $s_{\delta^*}^\lambda$ .

As described in Section 4.1, the operations 1 and 2 are repeated for all sizes  $n = 2^\ell$  found in the dataset. This doubles the runtime of the operations applied to  $n = n_{\text{max}}$ . Only the steps 3 and 4 depend on the database size. They dominate the complexity for large databases.

## 5 Global temporal video alignment

In this section we produce a global temporal alignment of a collection of videos. Aligning a set of videos requires to estimate the starting time of each video on a shared time line, so that the temporal offsets estimated between pairs of videos are best satisfied like in Figure 3-right. The estimated common time line enables synchronized playback of videos captured from different viewpoints, as depicted in Figure 4. We use the technique of Section 3.5 to match and estimate a temporal offset  $\delta^*$  for all possible videos pairs. Because of mismatches, edited input videos, *etc.*, the global alignment needs to be robust to outliers.

The temporal alignment is applied either to all result videos for a given query, or to a set of videos that are known a-priori to correspond to a single event. In Section 5.1 we discuss how our approach can be applied to align single-shot videos (rushes), and Section 5.2 extends the method to edited videos.

### 5.1 Robust alignment from pairwise matches

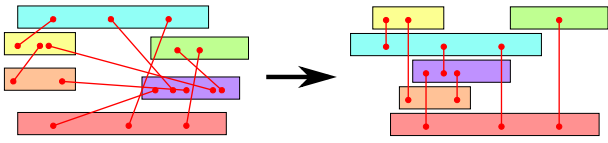
We use the CTE method of Section 3 to find a collection of pairwise matches  $(i, j)$  among the  $N$  videos. Each match is characterized by  $(\delta_{ij}, s_{ij})$ , where  $\delta_{ij}$  gives the estimated starting time of video  $j$  in video  $i$ , and  $s_{ij}$  is the confidence score  $s_{\delta^*}^\lambda$  associated with the match. We retain matches only if  $s_{ij}$  is above a threshold. Aligning the videos consists in putting the videos on a common timeline by estimating the starting times  $t_i$  for each video  $i \in \{1, \dots, N\}$  such that for all matches  $(i, j)$  we have  $t_j \approx t_i + \delta_{ij}$ .

The input matches are noisy because the events may be similar but not the same (*e.g.*, recurring similar motions observed in a sequences of a walking person), because the video content overlaps only in part of the videos (*e.g.*, due to pan-tilt camera motions), or in case of edited videos where  $\delta$  is valid only for part of the video. Therefore, in the alignment process we aim at finding a subset of matches that is as large as possible, while ensuring a consistent placement on a common timeline, up to a tolerance  $\tau$ . More formally, given a set of  $N$  videos and a set of  $M$  matches  $\mathcal{M} = \{(i_1, j_1), \dots, (i_M, j_M)\}$ , the goal is to find a set  $\mathcal{C} \subseteq \mathcal{M}$  that is as large as possible such that

$$\exists_{\{t_1, \dots, t_N\}} \forall_{(i,j) \in \mathcal{C}} : |t_i - t_j - \delta_{ij}| < \tau, \quad (17)$$

where  $t_i$  is the starting point of video  $i$  on the global timeline. See Figure 3 for an illustration.

The pairwise matches induce a graph over the videos. Each node corresponds to a single video, and each match corresponds to an edge between two videos. The graph induced by the matches may contain several connected components if there are no edges between different groups of



**Fig. 3** Illustration of the alignment process of multiple videos: some pairwise matches are removed to allow for a consistent global alignment.

videos. For each connected component we produce a separate global alignment of the videos belonging to that component.

We use an iterative strategy to solve this problem. Since the ordering of the match scores  $s_{\delta}^{\lambda}$  tends to be reliable (true matches generally have higher scores than false matches), we first select a maximum spanning tree in the match graph based on the match scores. Using this subset of matches and corresponding temporal offsets, we find an alignment that perfectly satisfies all the pairwise offsets, at least in the absence of additional constraints. We then iteratively add additional matches for which the temporal offset is consistent with the current alignment (up to a tolerance  $\tau$ ), and find the global alignment that minimizes the sum of squared errors  $(t_i - t_j - \delta_{ij})^2$  for all selected matches. The procedure is detailed in Algorithm 1.

The connected components cannot be aligned automatically among each other due to the lack of matches, but manual alignment can be used in such cases since the number of connected components is typically small. Mismatches can also be corrected manually, see Section 7.4.

---

#### Algorithm 1 Find globally consistent temporal alignment

---

**Input:**

- set of video matches  $\mathcal{M} = \{(i_1, j_1), \dots, (i_M, j_M)\}$ ,
- scores associated with the matches  $s_1, \dots, s_M$ .
- tolerance threshold  $\tau$ ,

**Output:**

- global temporal alignment  $t_1, \dots, t_N$ ,
- subset of matches  $\mathcal{C} \subset \mathcal{M}$  consistent with alignment

1. Compute maximum spanning tree (MST) based on the scores  $s_1, \dots, s_M$ .
2. Initialize  $\mathcal{C}$  as set of edges in the MST.
3. Solve for alignment using subset of edges

$$\min_{\{t_1, \dots, t_N\}} \sum_{(i,j) \in \mathcal{C}} (t_i - t_j - \delta_{ij})^2 \quad (18)$$

4. Add matches  $(i, j) \in \mathcal{M}$  with  $|t_i - t_j - \delta_{ij}| < \tau$  to  $\mathcal{C}$
  5. If matches were added: go back to step 3, else return the estimated  $\{t_i\}$  and the consistent set of matches  $\mathcal{C}$ ,
- 

## 5.2 Alignment of edited videos

In order to align edited videos, we determine the temporal extent of the matches using the method of Section 3.5, which produces hypotheses about matching sub-sequences; we call these “anchor segments”. The anchor segments are used as a basic units that Algorithm 1 aligns. Note that two anchor segments from the same video, but defined by independent matches, can temporally overlap. Aligning the anchor segments instead of complete edited videos allows us to deal with cuts and non-monotonic timeline edits.

There are two types of links between anchor segments: matches produced by the CTE alignment matches (m-links), and links we add to ensure that overlapping segments in a same video are kept together (o-links). Contrary to the non-edited case, here we use the scores computed from the matching sub-sequences for the m-links, as defined in Section 3.5. For the o-links we use the overlap length as score, and since the o-links are more reliable than the m-links, we add a constant that ensures that they are at least as high as m-link scores.

On output, the algorithm provides one time offset  $t_i$  per anchor segment. In the parts of the video where anchor segments overlap, we select the offset of the anchor segment with highest associated matching score, so that each video frame has a unique location in the global timeline.

## 6 Datasets for video retrieval and alignment


In this section, we present the datasets used to evaluate our methods for large-scale video retrieval and for temporal video alignment. First, we describe the CCWEB and TRECVID 2008 copy detection datasets for large-scale video retrieval. Then we introduce the “Climbing” and “Madonna” datasets to evaluate the precision of temporal video alignment. These two datasets are publicly available for download. Table 1 sums up statistical information on all the datasets used in our experimental evaluation.

### 6.1 Content-based copy detection

We evaluate large-scale video retrieval (*i.e.* copy detection) on two public benchmarks, the CCWEB dataset [39] and the TRECVID 2008 content based copy detection dataset (CCD) [33].

CCWEB contains 24 query videos, mostly focusing on near-duplicate detection. The transformed versions in the database correspond to user re-posts on video sharing sites. Large-scale performance is evaluated on CCWEB+100K obtained by adding 100,000 video distractors taken from the EVVE dataset [31]. Performance is reported as the mAP over all queries.





**Fig. 4** Examples of correctly aligned clips of the Madonna (top) and Climbing (bottom) datasets. Each row is a different video, and each column corresponds to temporally aligned frames (2 frames per second are represented).

The 2008 campaign of the TRECVID CCD task is the last for which video-only results were evaluated. We present results on the camcording subtask, which is most relevant to our context of event retrieval in the presence of significant viewpoint changes. We report results with the official NDCR measure. The NDCR is a weighted combination of the costs of false alarms and missed detections, so lower values are better.

## 6.2 Video alignment: Climbing and Madonna

We introduce two challenging datasets to evaluate our alignment method in realistic and challenging conditions<sup>1</sup> Figure 4 shows example frames for videos of the two datasets.

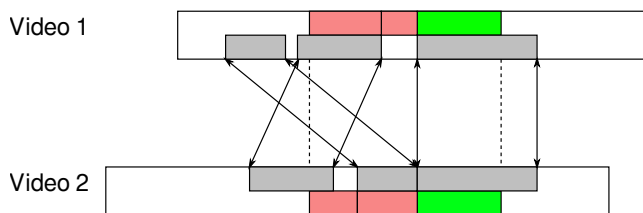
**Climbing.** The dataset is composed of video clips shot during an outdoor climbing session. The climbers as well as the people filming were all members of our lab.

<sup>1</sup> They are available at [http://pascal.inrialpes.fr/data/evve/index\\_align.html](http://pascal.inrialpes.fr/data/evve/index_align.html).

We used eleven different cameras of several types, including digital cameras, mobile phones, camcorders, head-mounted wide-angle cameras. The people filming were instructed to record sequences from several locations with different zooms, and to take relatively short clips ranging from 5 seconds to 5 minutes. The raw video rushes from the cameras was used, *i.e.*, each clip represents a single shot. At each moment, there was at least one camera recording.

The 89 videos were manually aligned to produce the ground-truth. The precision of this ground-truth alignment is reliable to at least 0.5 second. Since each clip represents a single shot, there is a single time shift to estimate between each pair of clips.

Furthermore, there is additional metadata associated with the clips: the source camera and the ordering of the clips given by the clip’s filename. This information is useful because a camera cannot shoot two clips at a time, which could be used as a constraint on the alignment. Such constraints can be taken into account in the alignment algorithm in the form of linear inequality constraints. In the case where the



**Fig. 5** A ground-truth match between segments of two videos (combined red and green area), aligned horizontally. Anchors that are overlapping in the alignment output are indicated in gray and with arrows. The sub-segments of the ground-truth match that are counted as positive for the PAS evaluation are in green, the negative ones in red.

relative times of the videos are known, it suffices to estimate a single starting time, and the videos can be considered as a single one for the purpose of temporal alignment. In our experiments we do not exploit this metadata, however, in order to simulate more challenging conditions.

From the ground-truth we can derive all pairs of videos that temporally overlap, and their respective temporal offsets. To evaluate an alignment, we count the number of pairwise overlaps in the ground-truth for which the correct temporal offset is recovered by our algorithm, within a tolerance of 0.5 s. This produces the *pairwise alignment score* (PAS). We compare this number of correct overlaps to the total number of overlaps in the ground-truth.

We always set the tolerance parameter  $\tau$  of the alignment algorithm to the same value (of 0.5 s.) that is used in the evaluation. This is a natural choice, since setting the tolerance in the alignment algorithm larger (smaller) than the tolerance in the evaluation would lead to many false positive (negative) alignments.

**Madonna.** This dataset is composed of videos from the “Madonna in Rome” event defined in the publicly available EVVE dataset [31]. It shows one particular Madonna concert, that was filmed by dozens of people who posted their clips on Youtube, often after editing them. There is a lot of stage action with distinctive motion, and recognition is facilitated by a large video screen on the side of the stage playing along with the concert.

The videos are shot with low-quality devices such as mobile phones in difficult shooting conditions: shaking cameras, large distance from the scene, poor lighting and image quality.

Since the videos are edited, we annotate segments on each video. A segment can cover shot boundaries, as long as the real time of the end of a shot coincides with the beginning of the next one. Then we annotate the ground-truth alignment on these segments.

**Evaluation for edited videos.** As discussed in Subsection 5.2, the alignment is defined on anchor segments. Therefore, the estimated time shift is not uniform over the intersecting range of ground-truth segments: on the example of Figure 5, con-

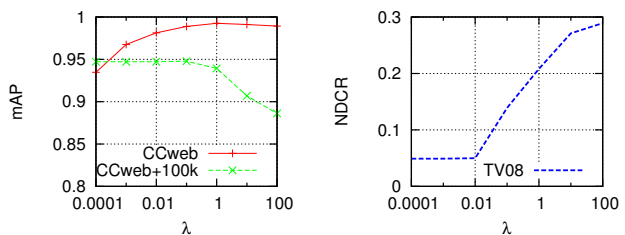
(a) Retrieval datasets

dataset	query videos	database		
		videos	hours	frames
CCWEB	24	13129	551	29.7M
CCWEB + 100k	24	113129	5921	320M
TRECVID CCD 08	2010	438	208	11.2M

(b) Alignment datasets

dataset	# videos	# segments	# groups	length
Juggler	6	N/A	1	14m18s
Climbing	89	N/A	1	6h21m
Madonna	163	230	29	10h12m

**Table 1** Statistics on the datasets used in this paper.



**Fig. 6** Impact of the regularization parameter  $\lambda$  on the performance.

sidering the segment of Video 1, one part of the range has no matching section at all on Video 2, another one has, but with an incorrect time shift, and the last match is aligned correctly.

In this case, we extend the PAS score by computing only the fraction of the range that is aligned correctly, up to a tolerance of 0.5 s. The fractions are summed up for all pairs of overlapping ground-truth segments, producing a non-integer PAS.

## 7 Experiments

In this section we evaluate our approach, both for video copy detection and alignment of multiple videos belonging to the same event. To compare the contributions of the frame descriptors and of the temporal matching, we introduce an additional descriptor obtained by averaging the per-frame descriptors of Section 3.1 over the entire video. This descriptor that no longer carries temporal information is compared using the dot product and denoted by Mean-MultiVLAD (MMV).

### 7.1 Video copy detection

This task is evaluated on the CCWEB dataset [39] and the TRECVID 2008 content based copy detection dataset (CCD) [33].

**Compression parameters.** The spatial and temporal compression is parametrized by the dimensionality  $d$  after PCA,



method	$p$	$\beta$	perf.	memory usage	search time
CCWEB					
HIRACH [39]			0.952	-	-
MFH [34]			0.954	0.5 MB	-
MMV	no	-	0.971	26.9 MB	1.5 ms
MMV	64	-	0.969	0.8 MB	0.7 ms
MMV	16	-	0.962	0.2 MB	0.5 ms
CTE	no	1/64	<b>0.996</b>	2,600 MB	66.1 ms
CTE	no	1/512	0.995	304 MB	4.8 ms
CTE	64	1/512	0.995	5.6 MB	1.0 ms
CTE	16	1/512	0.994	1.4 MB	0.5 ms
CTE	16	1/1024	0.990	0.7 MB	0.5 ms
CCWEB + 100,000 distractors					
MFH [34]			0.866	5.3 MB	533 ms
MMV	16	-	0.887	1.8 MB	23 ms
CTE	16	1/1024	<b>0.960</b>	9.6 MB	75 ms
TRECVID CCD 08 – Camcording					
Best official result			0.079	10,000 MB	16 min
Douze & al. [8]			0.224	300 MB	191 s
MMV	no	-	0.967	0.9 MB	4 ms
CTE	no	1/8	<b>0.049</b>	8,600 MB	9.4 s
CTE	no	1/32	0.077	2,150 MB	2.2 s
CTE	64	1/8	<b>0.049</b>	134 MB	8.9 s

**Table 2** Results for video copy detection. For CCWEB, the performance is measured with mAP (higher = better). For TRECVID the measure is NDCR (lower = better). Search times are given for one core and are averaged across queries. See Section 4 for precisions on the parameters  $p$  and  $\beta$ .

the number  $p$  of PQ sub-quantizers and the frame description rate  $\beta$ , which defines the ratio between the number of frequency vectors and the number of video frames. As a general observation across all datasets and experiments, we notice that higher values of  $d$  yield better performance, for all values of  $p$ . Yet  $d$  should be kept reasonably small to avoid increasing the storage for the dataset. We thus fix the PCA output dimension to  $d = 512$  in all our experiments and vary the number of sub-quantizers  $p$  and the rate  $\beta$ .

**Impact of the regularization parameter.** The choice of  $\lambda$  depends on the task and the evaluation metric. For near-duplicate video retrieval, Figure 6 shows that intermediate values of  $\lambda$  yield the best performance. In contrast, we observe that small values of  $\lambda$  produce the best NDCR performance for the TRECVID copy detection task. This is probably due to the fact that the NDCR measure strongly favors precision over recall, whereas any matching tolerance obtained by a larger  $\lambda$  also produces more false positives. In all our experiments, we set  $\lambda=0.1$  for the near-duplicate detection task, and  $\lambda=0.001$  for the TV08 benchmark.

**Comparison with the state of the art.** Table 2 reports our results for near-duplicate and copy-detection for different compression trade-offs and compares our results to the state of the art. On CCWEB, both the temporal and non-temporal versions of our method outperform the state of the art for comparable memory footprints. The good performance of

MMV establishes the quality of the image descriptors. CTE compresses the vector sequence by a factor 1024 along the temporal axis and by a factor 128 in the visual axis, which amounts to storing *4 bits per second of video*. The results for the large-scale version of the dataset are not strictly comparable with those of the original paper [34] because the distractor videos are different (they do not provide theirs).

On the TRECVID 2008 dataset, our approach significantly outperforms that of Douze *et al.* [8] in performance, speed and memory usage. MMV cannot be realistically evaluated on this dataset because it can not output boundaries for the matching segments. To compute its NDCR score, we disregard the boundaries, which are normally used to assess the correct localization of the matching segment within a video clip. Despite this advantage, MMV performs poorly (NDCR close to 1), due to the small overlap between queries and database videos (typically 1%), which dilutes the matching segment in the video descriptor.

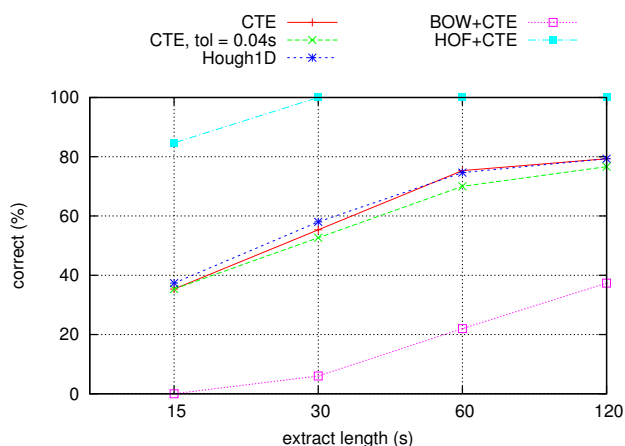
The performance of CTE mainly depends on the length of the subsequence shared by the query and retrieved videos: Pairs with subsequences shorter than 5s are correctly found with 62% accuracy, subsequences between 5s and 10s with 80% accuracy and longer subsequences with 93% accuracy.

**Timings.** Even for the largest dataset, CCWEB with 100k distractors, the bottleneck remains the MultiVlad descriptor extraction, which is performed approximately in real-time on one processor core (*i.e.* 1-2 minutes per query on TRECVID and CCWEB). Table 2 shows that the search itself takes 23 ms and 75 ms on average for MMV and CTE, respectively, which is orders of magnitude faster than other methods with comparable accuracies.

## 7.2 Pairwise temporal alignment

We, first, evaluate the precision of our pairwise alignment on the “Juggler” sequences [2], for which the ground-truth is very precise. The Juggler sequences are recorded from six different camera viewpoints. They represent a dynamic event filmed in a street by several people, with slowly moving cameras and high-resolution images. The main challenge is the large change in viewpoint between individual sequences. To simulate our use case, we resize and compress the videos to “YouTube” 360p format, reducing each file from 1 GB to 15 MB. As the original videos span the same time range, and hence do not need alignment, we extract 5 random sub-videos of 15, 30, 60 and 120 seconds from each video, and measure the alignment accuracy of these *w.r.t.* the other original videos. We measure the fraction of correctly aligned videos, with an alignment tolerance of 0.2 seconds.

Results in Figure 7 show that pure content-based temporal alignment is possible despite strong viewpoint changes and the use of a global frame descriptor. Longer



**Fig. 7** Fraction of correctly aligned video pairs from the “Juggler” sequence. The default alignment tolerance is 0.2 seconds, and the default CTE setting uses SIFT descriptors with MultiVlad encoding.

extracts help the alignment, and there is little difference between the alignment performance with a tolerance of 0.2 s and 0.04 s. This shows that if the alignment is correct, it is usually accurate to the frame. Furthermore, the HOF local descriptors performs much better than SIFT, producing perfect alignments for sequences as short as 30 s. This is expected as the dataset consists of a juggling performance for which motion is essentially discriminative.

We compare CTE with an alignment method based on the Hough Transform. Figure 7 show that this results in about the same precision as with CTE. Nevertheless, it is much slower: aligning the 20 Juggler videos takes 745 s with Hough transform instead of 48 s for CTE.

To evaluate the impact of our local descriptor aggregation strategy, we tried to replace the MultiVlad frame descriptor with bag of words (BOW) aggregation. We used 1000 words, to match the MultiVlad descriptor size. Similarly to an observation of [17], the performance of BOW encoding is disappointing. This demonstrates that having a frame descriptor both invariant and discriminative is crucial.

### 7.3 Global alignment

In the following, we evaluate our pairwise and global matching methods on the Climbing and Madonna datasets. Since the datasets are small, it is possible to use high-quality settings to compute the matches between video segments: 1024-dimensional frame descriptors, no PQ compression and  $\beta = 1/4$ . We also set  $\lambda = 10^{-2}$ , since it is closest to a copy detection task. Table 3 presents the results of the alignment evaluation on the Climbing and Madonna datasets.

The first three rows show the number of input anchors and matches produced by pairwise CTE matching, as well as the number of matches that are consistent with the ground-

truth. For the Madonna dataset, we separate the number of regular matches (m-links) and the anchor overlaps (o-links), see Section 5.2. We observe that the pairwise matching is much harder for the Climbing than for the Madonna dataset. For Madonna, about 90 % of the overlap links are correct (incorrect ones are due to undetected shot boundaries), while about 25% of the between-video matches are correct, depending on the input descriptor. The reason for this discrepancy is that for Madonna there are more distinctive visual features, especially due to the large screen display on the back of the stage that shows fast moving videos. For Climbing there are more repeated features of rock and foliage textures, larger baseline between viewpoints and limited action, see Figure 4. Rows four and five show the number of consistent matches in  $\mathcal{C}$  that was retained to produce the alignment, and the number of retained matches consistent with the ground-truth. For Climbing, only about 100 matches are retained, which contain 50 (of the 54 or 55) matches that are consistent with the ground-truth. For Madonna, all overlap links are retained and about 1800 real matches, 60 % of these correct.

Finally, the last two rows show the PAS score obtained for the ground-truth, and using the produced alignment. For Madonna the alignment obtains a PAS of 54% relative to the ground-truth, while for Climbing this is only 23%. This is in-line with the much higher fraction of correct retained matches for the Madonna dataset.

The results with the HOF descriptor are significantly lower. A possible explanation is that, compared to the Juggler dataset, the matching must not only distinguish subtle motions (for which HOF performs well), but also identify different environments and background patterns (where SIFT is more appropriate).

It is possible to combine both descriptors by concatenating them frame per frame. Since the descriptors are normalized, concatenating them produces a vector of norm 2, that can be indexed with CTE. The combination SIFT+HOF significantly improves the PAS, which shows that they are complementary.

### 7.4 User evaluation of video alignment

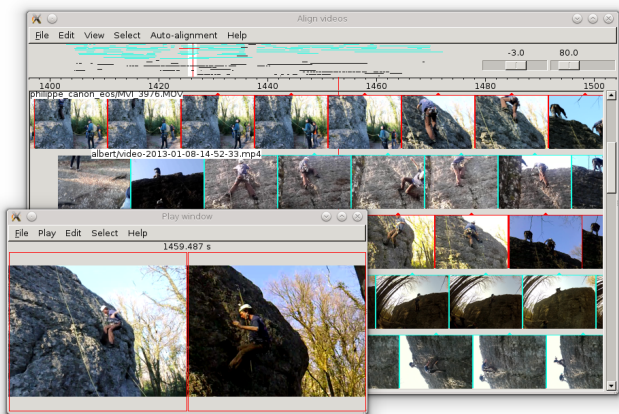
We also performed a user study to evaluate the quality of our video alignment. For this evaluation we developed a tool, ALIGNGUI<sup>2</sup>, which allows to interactively align videos. The user manipulates segments extracted from several videos, displayed as horizontal strips of frames. Different from standard video editing tools, ALIGNGUI’s player window shows several videos simultaneously, and plays them synchronized with the current alignment hypothesis, see Figure 8.

<sup>2</sup> See the page [http://pascal.inrialpes.fr/data/evve/index\\_align.html](http://pascal.inrialpes.fr/data/evve/index_align.html).



	Climbing			Madonna		
	SIFT	HOF	SIFT+HOF	SIFT	HOF	SIFT+HOF
# input anchors		89		11120	10906	
# input matches	788	842	713	83691 (o) + 5726 (m)	95629 (o) + 5695 (m)	
# correct input matches	55	54	71	73263 (o) + 1495 (m)	86379 (o) + 1414 (m)	
# matches retained	104	115	117	83691 (o) + 1711 (m)	95629 (o) + 1923 (m)	
# correct matches retained	50	50	63	73263 (o) + 1142 (m)	86379 (o) + 1202 (m)	
PAS for ground-truth		470			1153	
PAS for alignment	109.8	80.7	132.4	632.2	518.0	

**Table 3** Alignment evaluation on the Climbing and Madonna datasets. The five first lines report statistics about the anchors (video fragments) input to the alignment algorithm, and their matches. The resulting Pairwise Alignment Score (PAS) score is at the bottom of the table.



**Fig. 8** ALIGNGUI’s interface showing two aligned clips selected by the user in red, and playing them synchronously for verification. The horizontal widget on top shows an overview of all aligned clips.

Segments can be aligned manually or interactively. In the manual mode, the user drags segments on the timeline until they are aligned. In the interactive mode, the user selects a segment, and ALIGNGUI uses the matching method of Section 3 to generate a list of alignment hypotheses with respect to other segments. The user then cycles through the hypotheses until the correct alignment is found.

Given four videos of the “Climbing” data, we evaluate how long it takes for a user to align them with 48 already aligned clips. We compare two operating modes. In the fully manual mode, comparable to the workflow of conventional video editing tools, the user performs all alignments by hand. In the interactive mode the system suggests alignments to the user based on the pairwise matches, starting from the most confident one. The user then cycles between the different propositions, and validates the one that seems correct to him. Three users participated in this study: A is very familiar with both the data and software, B is less trained with the software but also knows the video collection, and C was not familiar with either. The results are given in Table 4.

We observe that a manual alignment is at least ten times slower than an interactive one, and even slower if the editor is not familiar with the software or the video collection. In

	A	B	C
Fully manual	11m 52s	33m 18s	216m 57s
Interactive	1m 19s	1m 05s	1m 37s

**Table 4** Timing of three users (A,B, and C), performing fully manual or interactive video alignment.

both modes, the user has to play the videos synchronously to confirm each considered alignment. In manual mode, however, the user must additionally first determine the approximate temporal alignment of each video, then play it for some time to find an interesting action to match, and finally search it in the other video to confirm the alignment. Importantly, for user C that is unfamiliar with the video collection, the manual alignment becomes prohibitively slow.

## 8 Conclusion

The circulant temporal encoding technique proposed in this paper exploits the efficiency of Fourier domain processing to circumvent the usual frame-to-frame matching employed by most video matching techniques. This offers a very significant increase in efficiency, which is further magnified by the variant of product quantization that we introduce for complex-valued vectors. As a result, the matching time itself is faster than the query video duration by a factor 10 to 1000 (depending on the required matching accuracy), even for a collection of hundred thousands video clips. The bottleneck remains the (real-time) extraction of all the frame descriptors associated with the video query, which suggests that our method is scalable to even larger video collections, thanks to the low memory footprint of our compressed descriptors.

Our approach is shown effective in the traditional copy detection scenario as well as in a more challenging use-case, when the same event is filmed from different viewpoints. Additionally, our approach produces an estimate of the relative time difference between two videos. As a second main contribution, we introduce an algorithm that exploits this information to align a set of matched videos on a global time-

line. This allows us, in particular, to produce synchronous playback of the videos associated with a given event.

To evaluate global temporal alignments, we introduced the "Climbing" and "Madonna" datasets, for which we provide groundtruth temporal alignments annotated manually, and the frame descriptors that can be used to evaluate the alignment algorithm separately. These datasets are large, homogeneous, and challenging, correspond to a realistic application case, and are sensitive to modifications of the alignment algorithm. This makes it an attractive benchmark for the task.

## Acknowledgements

We are grateful to the team members who participated as cameramen or actors in the shooting of the Climbing dataset. This work was supported by the European integrated project AXES, the MSR/INRIA joint project and the ERC advanced grant ALLEGRO.

## References

1. R. Arandjelovic and A. Zisserman. Three things everyone should know to improve object retrieval. In *CVPR*, 2012. [3](#)
2. L. Ballan, G. J. Brostow, J. Puwein, and M. Pollefeys. Unstructured video-based rendering: Interactive exploration of casually captured videos. In *siggraph*, 2010. [11](#)
3. D. S. Bolme, J. R. Beveridge, B. A. Draper, and Y. M. Lui. Visual object tracking using adaptive correlation filters. In *CVPR*, 2010. [5](#)
4. L. G. Brown. A survey of image registration techniques. *ACM Computing Surveys*, 24(4):325–376, Dec. 1992. [2](#)
5. Y. Caspi and M. Irani. Spatio-temporal alignment of sequences. *Trans. PAMI*, 24(11):1409–1424, Nov. 2002. [3](#)
6. W.-S. Chu, F. Zhou, and F. de la Torre. Unsupervised temporal commonality discovery. In *ECCV*, 2012. [2](#)
7. J. V. D. Oneata and C. Schmid. Action and event recognition with fisher vectors on a compact feature set. In *ICCV*, 2013. [2](#)
8. M. Douze, H. Jégou, C. Schmid, and P. Pérez. Compact video description for copy detection with precise temporal alignment. In *ECCV*, 2010. [2](#), [4](#), [11](#)
9. C. Dubout and F. Fleuret. Exact acceleration of linear object detectors. In *ECCV*, 2012. [2](#)
10. G. Evangelidis and C. Bauckhage. Efficient subframe video alignment using short descriptors. *Trans. PAMI*, 35(10), Nov. 2013. [3](#)
11. J.-S. Franco and E. Boyer. Efficient polyhedral modeling from silhouettes. *Trans. PAMI*, 31(3):414–427, 2009. [3](#)
12. N. Hasler, B. Rosenhahn, T. Thormählen, M. Wand, J. Gall, and H.-P. Seidel. Markerless motion capture with unsynchronized moving cameras. In *CVPR*, 2009. [3](#)
13. J. Henriques, J. Carreira, R. Caseiro, and J. Batista. Beyond hard negative mining: Efficient detector learning via block-circulant decomposition. In *ICCV*, 2013. [2](#)
14. J. F. Henriques, R. Caseiro, P. Martins, and J. Batista. Exploiting the circulant structure of tracking-by-detection with kernels. In *ECCV*, 2012. [2](#), [5](#)
15. M. Hoai and F. de la Torre. Maximum margin temporal clustering. In *AISTATS*, 2012. [2](#)
16. M. Jain, R. Benmokhtar, P. Gros, and H. Jégou. Hamming embedding similarity-based image classification. In *ICMR*, 2012. [3](#)
17. H. Jégou and O. Chum. Negative evidences and co-occurrences in image retrieval: The benefit of PCA and whitening. In *ECCV*, 2012. [3](#), [12](#)
18. H. Jégou, M. Douze, and C. Schmid. Hamming embedding and weak geometric consistency for large scale image search. In *ECCV*, Oct. 2008. [3](#)
19. H. Jégou, M. Douze, and C. Schmid. Product quantization for nearest neighbor search. *Trans. PAMI*, 33(1):117–128, Jan. 2011. [2](#), [6](#)
20. H. Jiang, H. Liu, P. Tan, G. Zhang, and H. Bao. 3D Reconstruction of dynamic scenes with multiple handheld cameras. In *ECCV*, 2012. [3](#)
21. T. Kalker, G. Depovere, J. Haitsma, and M. Maes. A video watermarking system for broadcast monitoring. In *SPIE Conference on Security and watermarking of multimedia contents*, 1999. [2](#)
22. A. Karpenko and P. Aarabi. Tiny Videos: A large data set for non-parametric video retrieval and frame classification. *Trans. PAMI*, 33(3):618–630, 2011. [2](#)
23. L. Kennedy and M. Naaman. Less talk, more rock: Automated organization of community-contributed collections of concert videos. In *WWW*, 2009. [3](#)
24. H. Kuehne, H. Jhuang, E. Garrote, T. Poggio, and T. Serre. Hmdb: a large video database for human motion recognition. In *ICCV*, 2011. [2](#)
25. B. V. K. V. Kumar, A. Mahalanobis, and R. D. Juday. *Correlation Pattern Recognition*. Cambridge University Press, 2005. [4](#)
26. J. Law-To, L. Chen, A. Joly, I. Laptev, O. Buisson, V. Gouet-Brunet, N. Boujemaa, and F. Stentiford. Video copy detection: a comparative study. In *CIVR*, 2007. [2](#)
27. D. Lowe. Distinctive image features from scale-invariant keypoints. *IJCV*, 60(2):91–110, 2004. [3](#)
28. E. Nowak, F. Jurie, and B. Triggs. Sampling strategies for bag-of-features image classification. In *ECCV*, 2006. [3](#)
29. P. Over, G. Awad, M. Michel, J. Fiscus, G. Sanders, W. Kraaij, A. Smeaton, and G. Quénot. Trecvid 2014 – an overview of the goals, tasks, data, evaluation mechanisms and metrics. In *Proceedings of TRECVID 2014*. NIST, USA, 2014. [2](#)
30. B. Petit, J.-D. Lesage, C. Menier, J. Allard, J.-S. Franco, B. Raffin, E. Boyer, and F. Faure. Multicamera real-time 3D modeling for telepresence and remote collaboration. *International Journal of Digital Multimedia Broadcasting*, 2010, 2010. [2](#)
31. J. Revaud, M. Douze, C. Schmid, and H. Jégou. Event retrieval in large video collections with circulant temporal encoding. In *CVPR 2013 - International Conference on Computer Vision and Pattern Recognition*, pages 2459–2466, Portland, United States, Mar. 2013. IEEE. [1](#), [2](#), [8](#), [10](#)
32. J. Sánchez, F. Perronnin, T. Mensink, and J. Verbeek. Image classification with the Fisher vector: Theory and practice. *IJCV*, 105(3):222–245, 2013. [3](#)
33. A. F. Smeaton, P. Over, and W. Kraaij. Evaluation campaigns and Trecvid. In *MIR*, 2006. [2](#), [8](#), [10](#)
34. J. Song, Y. Yang, Z. Huang, H. T. Shen, and R. Hong. Multiple feature hashing for real-time large scale near-duplicate video retrieval. In *ACM Multimedia*, 2011. [2](#), [11](#)
35. K. Soomro, A. R. Zamir, and M. Shah. Ucf101: A dataset of 101 human actions classes from videos in the wild. *arXiv preprint arXiv:1212.0402*, 2012. [2](#)
36. T. Tuytelaars and L. V. Gool. Synchronizing video sequences. In *CVPR*, 2004. [3](#)
37. H. Wang and C. Schmid. Action Recognition with Improved Trajectories. In *ICCV 2013 - IEEE International Conference on Computer Vision*, pages 3551–3558, Sydney, Australia, Dec. 2013. IEEE. [3](#)
38. O. Wang, C. Schroers, H. Zimmer, M. Gross, and A. Sorkine-Hornung. Videosnapping: Interactive synchronization of multiple videos. *ACM Transactions on Graphics (TOG)*, 33(4):77, 2014. [3](#)
39. X. Wu, A. G. Hauptmann, and C.-W. Ngo. Practical elimination of near-duplicates from web video search. In *ACM Multimedia*, 2007. [8](#), [10](#), [11](#)

- 
40. C. Xiong and J. Corso. Coaction discovery: Segmentation of common actions across multiple videos. In *Proceedings of the Twelfth International Workshop on Multimedia Data Mining*, 2012. 2
  41. M.-C. Yeh and K.-T. Cheng. Video copy detection by fast sequence matching. In *CIVR*, 2009. 2