

Reflection Invariance: an important consideration of image orientation

Craig Henderson, Ebroul Izquierdo
Multimedia and Vision Lab
Queen Mary University of London
{c.d.m.henderson, ebroul.izquierdo}@qmul.ac.uk

June 9, 2015

Abstract

In this position paper, we consider the state of computer vision research with respect to invariance to the horizontal orientation of an image – what we term *reflection invariance*. We describe why we consider reflection invariance to be an important property and provide evidence where the absence of this invariance produces surprising inconsistencies in state-of-the-art systems. We demonstrate inconsistencies in methods of object detection and scene classification when they are presented with images and the horizontal mirror of those images. Finally, we examine where some of the invariance is exhibited in feature detection and descriptors, and make a case for future consideration of reflection invariance as a measure of quality in computer vision algorithms.

1 Introduction

Human perception is invariant to horizontal reflection; they are equally able to recognise objects and scenes regardless of whether they are looking at an image as it has been taken as a photograph, or a horizontally reflected image, as if looking in a mirror. We observe that computer vision algorithms are more sensitive to the reflection of an image and that invariance to this has not received any attention in contemporary research. In this position paper, we introduce a property of *reflection invariance*, specifically studying horizontal reflection as an introduction to the concept, although discussion is appropriate for general reflection about alternatives lines of symmetry.

We suggest *reflection invariance* is an important property that should be considered in designing and implementing algorithms, and used as a metric in measuring the success of vision algorithms and applications. Just as scale invariance seeks to neutralise the size of a feature to avoid bias in scale, we propose *reflection invariance* to avoid bias in mirror reflection about an arbitrary axis. It is important that algorithms should be consistent in applications such as object recognition and scene classification, and we demonstrate that current state-of-the-art methods do not exhibit consistency when an image is reflected horizontally.

2 Orientation and Reflection

Low-level keypoint features describe a neighborhood of a few pixels, where the co-location of pixel intensities is an important attribute used to describe the feature. Most feature descriptors, including the most popular SIFT [1] and HoG [2], use the orientation of pixel gradients in a color space or channel in some way to detect and represent distinct feature characteristics. These algorithms are inherently sensitive to orientation, however others are sensitive only in practice, caused by poor implementation choices and mathematical rounding errors that accumulate to affect the result and cause dependence on image orientation.

A collection of descriptors can be composed to describe a distinctive pattern or region, such as in the popular *Bag of Visual Words* method [3]. In such a collection, the orientation of individual features *relative to each other* is

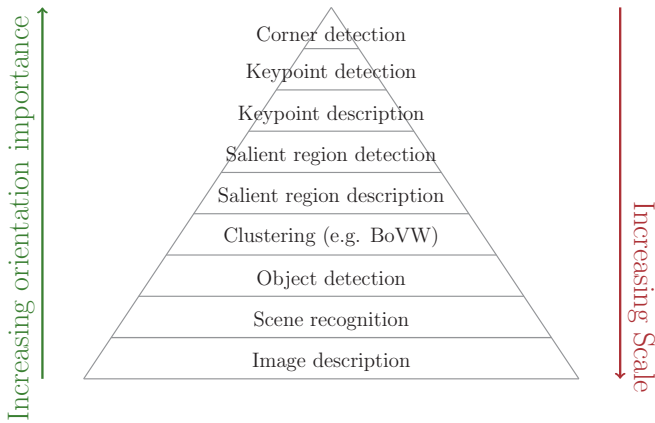


Figure 1: Pyramid of Scales and Orientation Significance: as the scale increases, the importance of orientation diminishes

important, but the orientation of the collection as a whole is less significant. As the scale of description increases further, orientation becomes less important and indeed becomes a limitation when considering high-level features in an image. The significance of orientation can therefore be considered inversely proportional to the scale of description, with its influence diminishing with the increase in distance from the pixel detail (Figure 1).

Reflection has the same scale of sensitivity as rotational-orientation. Consider an example of scene recognition. A human would describe a city-scape scene, and identify a familiar city regardless of the horizontal reflection of the image; if the image is reflected about its vertical centre, this mirrored image would still be recognisable to a human and would not influence their description or identification. Computer vision algorithms, however, are more sensitive and often produce different results for these images.

The challenge is to generalize the description as the scale increases, with orientation becoming less relevant to the point where it is irrelevant at image scale.

3 Reflection sensitivity in state-of-the-art methods

3.1 Low level features

Feature detectors fulfil the common need to identify interest points within an image. Information at these positions is extracted into a *descriptor* – a fixed length vector of numeric or binary values – that can be used, for example, to match similar features in applications such as image retrieval, alignment, stitching, and classification.

Many research papers combine the two stages of detection and description into a single step, but each are independent. The invariance properties of detectors and descriptors are important, and in work to date are consistent. An algorithm that provides for feature detection and feature description can provide invariance to scale, rotation, illumination or affine regions in both steps.

In considering invariance to horizontal reflection, we as-

Detector	Invariant
BRISK	No
FAST	Perfect
GFTT	Yes, after matching
HARRIS	Yes, after matching
ORB	No
SIFT	No
STAR	Perfect
SURF	No
MSCR	Somewhat
MSER	Somewhat

Table 1: Conclusions of the invariance characteristics of ten feature detectors from [4]

sess the two separately and propose that it is not necessary – or even desirable – for a method to be consistent in a reflection invariance in detection and description. The goal of feature detection is to find keypoints or regions in an image that contain *interesting* information. The definition of *interesting* is specific to the goal of the detector, but it is reasonable to expect that a location that is *interesting* in an image should also be *interesting* in the same image that is horizontally reflected.

Feature detectors To be reflection invariant, a feature detector must show that the set of keypoints or regions found in an image are equivalent to those found in the a mirror reflection of the image [4]. In that study, an analysis of feature detectors with respect to reflection invariance concluded that corner detectors are stable, and the most popular detectors SIFT and SURF are very unstable in detecting consistent feature points in images and their mirror reflections (Table 1).

Feature descriptors Conversely, the orientation of a feature is an important and discriminating attribute, and extracted descriptors should generally maintain local orientation so that established methods of feature matching, for example, can accurately measure the magnitude and position of a feature vector in high-dimensional space. However, reflection invariance in low-level descriptors can be especially useful for detecting intra-image lines of symmetry, such as water reflections in scene analysis. Research has explored reflection-invariant HoG [5] and, more frequently, SIFT-based methods such as RIFT [6], MI-SIFT [7] and MIFT [8]. Generally, rotational invariance can be achieved by finding the dominant gradient and rotating the image patch so that the gradient is always in the same direction. RIFT, for example, divides normalized patches into four concentric rings of equal width, from each of which eight gradient orientation histograms are computed. The orientation is measured at each point relative to the direction pointing outward from the center, thus maintaining rotation invariance.

3.2 Alignment and localization

In a recent work, [9] assessed object part localization and observed that the state-of-the-art methods augment the training set with mirrored images, but they did not result in bilaterally symmetric results. The authors introduced the term *mirrorability* and a *mirror error* that correlated with localization errors in human pose estimation and face alignment.

3.3 Hough Forests

Hough forests [10] use a random forest framework [11] that are trained to learn a mapping from densely-sampled D -dimensional feature *cuboids* to their corresponding votes in a Hough space $\mathcal{H} \subseteq \mathbb{R}^H$. The Hough space encodes the hypothesis $\mathbf{h}(c, \mathbf{x}, s)$ for an object belonging to class $c \in C$ centred on $\mathbf{x} \in \mathbb{R}^D$ and with size s . The term *cuboid* refers to a local image patch ($D = 2$) or video spatio-temporal neighborhood ($D = 3$) depending on the task.

Since their introduction in 2009 [12], Hough Forests have gained some interest in object detection tasks [13, 14]. Features are extracted from feature channels derived from an image, and are used to cast votes in Hough space. The standard set of 32 feature channels include *Histograms of Oriented Gradients*-like features with 9 bins using weighted orientations from a 5×5 neighborhood. The detected salient areas are therefore inherently sensitive to in-plane orientation and reflection.

















3.4 Deep learning

While the recent adoption and development of neural network techniques have undoubtedly produced impressive results in computer vision tasks, and object and scene recognition in particular, they are not at all robust to variation in data. Studies have shown that changing an image in a way imperceptible to humans can cause a deep neural network (DNN) to label the image as something else entirely [16] and that it is easy to produce images that are completely unrecognizable to humans, but that state-of-the-art DNNs believe to be recognizable objects with 99.99% confidence [17].

Recently, [15] published research on a scene recognition system with an online demonstration¹. Figure 2 shows a set of four images and their mirror reflections (top row) with the *information regions* that the author’s online demo produce. The information regions are salient areas that the system has identified in its quest to understand and describe an image. We find compelling the difference in the information regions and suggest that this demonstrates a bias to the horizontal orientation of the image.

Table 2 shows the detailed results of the scene recognition. The system determines the environment, semantic categories and SUN scene attributes [18]. The category column summarizes the highest scoring semantic category. Despite the differences in salient areas of the images, the overall categorization has not been affected. Each image and its mirror image are categorized the same

Table 3: Object recognition results from the online *Wolfram Language Image Identity Project*

Resolution	Original	Mirror
550 × 412	 arch	 arch
244 × 183	 broken arch	 arch
736 × 490	 fire truck	 fire truck
275 × 183	 building	 building
607 × 338	 bascule	 church
329 × 183	 church	 church
4370 × 2383	 oil refinery	 industrial park
336 × 183	 oil refinery	 oil refinery

¹<http://places.csail.mit.edu/demo.html>

Table 2: Predictions from [15] deep learning Scene Recognition system

	Environment	Semantic categories	SUN scene attributes	Category
	outdoor	rock_arch:0.75, arch:0.24	naturallight, openarea, ruggedscene, climbing, rockstone, directsun, sunny, dry, vacationing, touring, natural, warm	rock_arch
	outdoor	rock_arch:0.74, arch:0.25	naturallight, ruggedscene, rockstone, openarea, climbing, directsun, sunny, dry, vacationing, touring, warm, natural	rock_arch
	outdoor	tower:0.50, bridge:0.25, viaduct:0.12	man-made, clouds, openarea, naturallight, mostlyverticalcomponents, metal, vacationing, touring, nohorizon, directsun, sunny, congregating	tower
	outdoor	tower:0.50, bridge:0.25, viaduct:0.12	man-made, clouds, openarea, naturallight, mostlyverticalcomponents, metal, vacationing, touring, nohorizon, praying, directsun, sunny	tower
	outdoor	skyscraper: 0.72, tower: 0.13, office_building: 0.06	mostlyverticalcomponents, openarea, man-made, naturallight, directsun, sunny, far-awayhorizon, clouds, metal, driving, transportingthingsorpeople	skyscraper
	outdoor	skyscraper:0.66, tower:0.13, office_building:0.11	mostlyverticalcomponents, openarea, man-made, naturallight, directsun, sunny, driving, transportingthingsorpeople, clouds, far-awayhorizon, metal	skyscraper
	outdoor	abbey:0.64, palace:0.16	man-made, clouds, openarea, mostlyverticalcomponents, naturallight, vacationing, touring, praying, nohorizon, electricindoorlighting, metal	abbey
	outdoor	abbey:0.66, palace:0.15	mostlyverticalcomponents, naturallight, praying, vacationing, touring, nohorizon, metal, electricindoorlighting	abbey

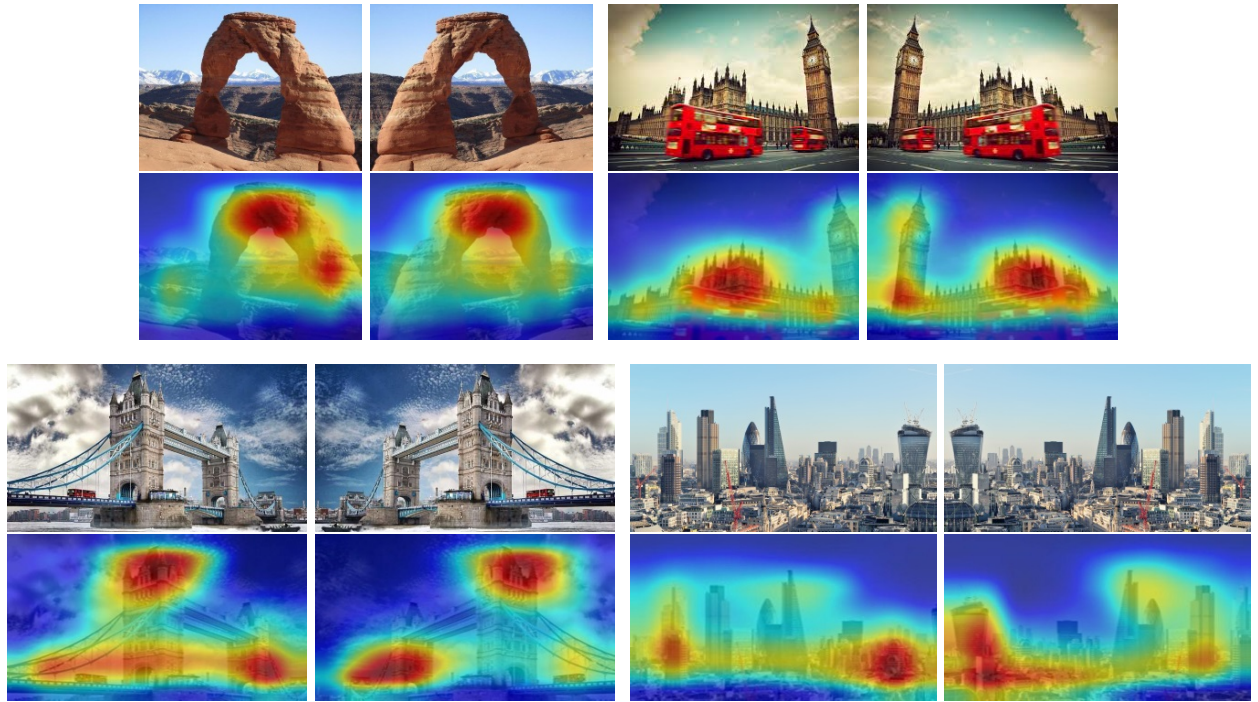


Figure 2: *Informative regions* of images and their mirror, identified by [15]. Note that the informative regions are not mirror images, suggesting the algorithms are sensitive to the horizontal orientation of the image.

in these examples. However, there are differences in the detail, which illustrate inconsistencies that, in boundary cases, could change the categorization. The semantic categories are rated with a likelihood. The Rock Arch – a stock image from the author’s own demonstration – reduces in likelihood by 0.01 in the mirror image, the Palace of Westminster² is classified exactly the same in each pair, Tower Bridge – another stock image from the author’s own demonstration – appears less like a skyscraper and more like an office building in the reflected image than in the original, and the City of London skyline³ increases its likelihood of being an abbey in the reflection image. The inconsistency in the ratings, albeit small, further strengthen our resolve that computer vision systems are commonly bias to image horizontal orientation. It is also interesting to note that images from the author’s own demonstration score higher in the semantic categorization than images from other sources.

We used a second neural network based object recognition system, *The Wolfram Language Image Identification Project*⁴, to test classification of our images, this time using different sizes of the same image. Table 3 shows the results; the Rock Arch is classified differently in its original orientation at a small scale, the Palace of Westminster was classified consistently at each scale, Tower Bridge is classified differently in its original orientation at a large scale and the London Skyline is classified differently in its mirror orientation at a large scale. These results show that this system is sensitive to scale, and that the scale change also influences the invariance to horizontal reflection.

Finally, Microsoft’s much publicised How-Old.net⁵ asks “*How Old Do I Look?*” and uses machine learning to guess the answer to the question from a photograph. We used photographs of Alan Turing⁶ and Prince Charles⁷ and observed the difference in age that was guessed for each image and its reflection (Figure 3). In both cases, the ages decreased in the reflected image (*right*), despite the orientation of the head being different in each case.

This inconsistency in results is perhaps more surprising as the image orientation affects the guess of the person’s age, but the system does not appear to be intrinsically biased towards the orientation of the head itself. On close examination, the bounding boxes of the identified *faces* are different sizes – smaller in the reflected image in both cases – by 5 pixels in each x - and y -axis in the case of the photograph of Alan Turing and 1 pixel in each axis in the case of Prince Charles. The detected face of Alan Turing is in a consistent corner position relative to the visible ear, and the detected face of Prince Charles is consistent in the opposite top corner. We therefore conclude that the face detection algorithm used in the system is sensitive to head orientation and this may affect the subsequent learned system of age estimation, which may or may not be orientation-sensitive itself.

²<https://s-media-cache-ak0.pinimg.com/736x/d2/5a/0e/d25a0ed9bb2e788ae9c9ec59cc52670c.jpg>

³http://upload.wikimedia.org/wikipedia/commons/d/da/The_City_London.jpg

⁴<https://www.imageidentify.com/>

⁵<http://how-old.net>

⁶<https://kpfa.org/wp-content/uploads/2015/05/Dr-Alan-Turing-2956483.jpg>

⁷http://i.telegraph.co.uk/multimedia/archive/01422/princeCharles_1422434c.jpg

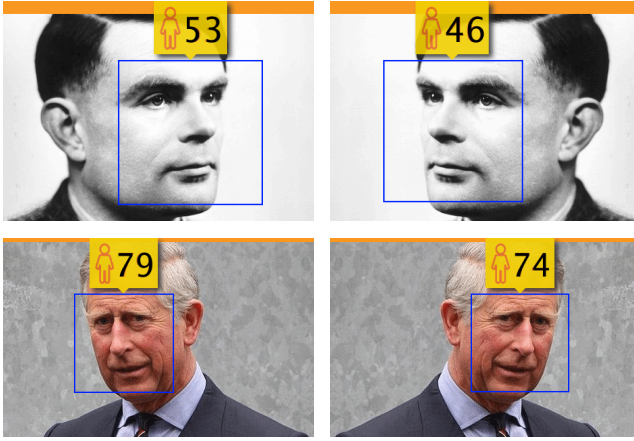


Figure 3: Microsoft’s How-Old.Net demonstration attempts to guess a person’s age from a photograph image. These two examples demonstrate that the system is sensitive to image orientation – and not head orientation – as the ages are quite different for each pair.

4 Algorithms and Implementations

Many algorithms described in the research literature – especially saliency based feature detectors – are not inherently sensitive to orientation. Nonetheless, no mention is made of reflection invariance in the papers, suggesting a general unawareness of this property. Consequently, we have observed several cases where commonly used, freely available code – including reference implementations from the original authors – have an invariance worsened by, or *caused by*, choices made in the implementation. For example, algorithms that use a Difference-of-Gaussian pyramid for sub-pixel feature detection can inadvertently increase their reflection dependence by the use of 32-bit floating point arithmetic for intermediate calculations. Using the popular OpenCV [19] tool kit for C++, we tested the `GaussianBlur()` function that convolves an image with a specified Gaussian kernel. We found that using 32-bit arithmetic produces reflection-sensitive convolutions for many images that we tested (not shown), but using 64-bit arithmetic all convolutions of our test images were reflection invariant (Figure 4).

Conceptually, one would expect salient regions to be less biased to horizontal orientation, because they use neighborhood color and intensity measures and are less dependent on pixel gradients. However, common implementations of salient region detectors such as *maximally stable extremal regions* (MSER) [20] can suffer in the initial step of the algorithm blurring the image with a Gaussian kernel. In their saliency detector reference implementation⁸, [21] exhibit orientation sensitivity due to many reasons including floating point errors in color quantization which are realized differently dependent on the order in which the data is processed, which is determined by the image orientation. Increasing floating point arithmetic to double-precision 64-bit calculations correct the quantization sensitivity to reflection invariance.

⁸<https://github.com/MingMingCheng/CmCode>

```

1  using namespace cv;
2
3  Mat src = imread("image.png",
4                  CV_LOAD_IMAGE_GRAYSCALE);
5
6  Mat fpt;
7  src.convertTo(fpt, CV_32F, SIFT_FIXPT_SCALE, 0);
8
9  Mat fpt_r;
10 flip(fpt, fpt_r, 1);
11
12 auto sigma = 1.24899971;
13 GaussianBlur(fpt, fpt, Size(), sigma, sigma);
14 GaussianBlur(fpt_r, fpt_r, Size(), sigma, sigma);
15
16 assert(countNonZero(fpt - fpt_r) == 0);

```

Figure 4: Example C++ code to test reflection invariance of a Gaussian filter in OpenCV. Using 32-bit floating point arithmetic – `CV_32F` on line 6 – will often result in an assertion failure on line 15 indicating that a Gaussian filter on a horizontally flipped image does not produce the same as the result as applying the same filter to the original image. Changing to use 64-bit double precision arithmetic – `CV_64F` – produces identical results on all of our test images, with no assertion failures.

5 Conclusion

We have proposed *reflection invariance* to be an important consideration when designing and implementing algorithms. In citing contemporary research projects, we have demonstrated inconsistencies in applications of scene classification, object detection and age-guessing when presented with images and their horizontal reflections. We have described where some of the sensitivity is exhibited in feature detection and descriptors and applications of alignment and localization. We therefore urge researchers to consider reflection invariance when designing and implementing algorithms, and suggest reflection consistency should be introduced as a measurement of success of algorithms and their improvement over state-of-the-art.

Acknowledgements

This work is funded by the European Union’s Seventh Framework Programme, specific topic “framework and tools for (semi-)automated exploitation of massive amounts of digital data for forensic purposes”, under grant agreement number 607480 (LASIE IP project). The authors also extend their thanks to the Metropolitan Police at Scotland Yard, London, UK, for the supply of and permission to use CCTV images.

References

- [1] D. G. Lowe, “Distinctive image features from scale-invariant keypoints,” *International Journal of Computer Vision*, vol. 60, pp. 91–110, Nov. 2004.

- [2] N. Dalal and B. Triggs, “Histograms of Oriented Gradients for Human Detection,” in *2005 IEEE Computer Society Conference on Computer Vision and Pattern Recognition (CVPR’05)*, vol. 1, pp. 886–893, IEEE, 2005.
- [3] J. Sivic and A. Zisserman, “Video Google: a text retrieval approach to object matching in videos,” in *Proceedings Ninth IEEE International Conference on Computer Vision*, vol. 2, pp. 1470–1477, Oct. 2003.
- [4] C. Henderson and E. Izquierdo, “Low level feature detectors and their invariance to Bilateral Symmetry.” 2015.
- [5] A. Kanazaki, Y. Mukuta, and T. Harada, “Mirror reflection invariant HOG descriptors for object detection,” in *2014 IEEE International Conference on Image Processing (ICIP)*, pp. 1594–1598, IEEE, Oct. 2014.
- [6] S. Lazebnik, C. Schmid, and J. Ponce, “A sparse texture representation using local affine regions,” Aug. 2005.
- [7] R. Ma, J. Chen, and Z. Su, “MI-SIFT,” in *Proceedings of the ACM International Conference on Image and Video Retrieval - CIVR ’10*, (New York, New York, USA), p. 228, ACM Press, July 2010.
- [8] X. Guo and X. Cao, “MIFT: A framework for feature descriptors to be mirror reflection invariant,” *Image and Vision Computing*, vol. 30, no. 8, pp. 546–556, 2012.
- [9] H. Yang and I. Patras, “Mirror, mirror on the wall, tell me, is the error small?,” in *CVPR 2015*, 2015.
- [10] J. Gall, A. Yao, N. Razavi, L. Van Gool, and V. Lempitsky, “Hough forests for object detection, tracking, and action recognition,” *IEEE Transactions on Pattern Analysis and Machine Intelligence*, vol. 33, pp. 2188–2202, 2011.
- [11] L. Breiman, “Random forests,” *Machine Learning*, vol. 45, pp. 5–32, 2001.
- [12] J. Gall and V. Lempitsky, “Class-specific hough forests for object detection,” in *2009 IEEE Computer Society Conference on Computer Vision and Pattern Recognition Workshops, CVPR Workshops 2009*, pp. 1022–1029, 2009.
- [13] O. Barinova, V. Lempitsky, and P. Kholi, “On detection of multiple object instances using hough transforms,” *IEEE Transactions on Pattern Analysis and Machine Intelligence*, vol. 34, pp. 1773–84, Sept. 2012.
- [14] K. Ma and J. Ben-Arie, “Compound Exemplar Based Object Detection by Incremental Random Forest,” in *2014 22nd International Conference on Pattern Recognition*, pp. 2407–2412, IEEE, Aug. 2014.
- [15] B. Zhou, A. Lapedriza, J. Xiao, A. Torralba, and A. Oliva, “Learning Deep Features for Scene Recognition using Places Database,” in *Advances in Neural Information Processing Systems 27* (Z. Ghahramani, M. Welling, C. Cortes, N. D. Lawrence, and K. Q. Weinberger, eds.), pp. 487–495, Curran Associates, Inc., 2014.
- [16] C. Szegedy, W. Zaremba, I. Sutskever, J. Bruna, D. Erhan, I. Goodfellow, and R. Fergus, “Intriguing properties of neural networks.” Dec. 2014.
- [17] A. Nguyen, J. Yosinski, and J. Clune, “Deep Neural Networks are Easily Fooled: High Confidence Predictions for Unrecognizable Images,” in *CVPR 2015*, 2015.
- [18] J. Xiao, K. a. Ehinger, J. Hays, A. Torralba, and A. Oliva, “SUN Database: Exploring a Large Collection of Scene Categories,” *International Journal of Computer Vision*, 2014.
- [19] G. R. Bradski, “The OpenCV Library,” *Dr. Dobb’s Journal of Software Tools*, 2000.
- [20] P.-E. Forssén and D. G. Lowe, “Shape descriptors for maximally stable extremal regions,” in *Proceedings of the IEEE International Conference on Computer Vision*, pp. 1–8, 2007.
- [21] M.-M. Cheng, G.-X. Zhang, N. J. Mitra, X. Huang, and S.-M. Hu, “Global contrast based salient region detection,” in *CVPR 2011*, pp. 409–416, IEEE, June 2011.