

Thermal conductivity of bulk and nanoscaled Si/Ge alloys from the Kinetic Collective Model

P. Torres,¹ C. de Tomas,¹ A. Lopeandia,¹ X. Cartoixà,² and F. X. Alvarez¹

¹*Departament de Física, Universitat Autònoma de Barcelona, 08193 Bellaterra, Catalonia, Spain*

²*Departament d'Enginyeria Electrònica, Universitat Autònoma de Barcelona, 08193 Bellaterra, Catalonia, Spain*

(Dated: December 3, 2024)

The thermal conductivity of pure and alloyed Si/Ge for bulk and nanowires is obtained using the Kinetic Collective Model by fitting only to a single natural silicon bulk sample. The obtained results fit correctly to experimental data. This shows that the difficulty in this kind of prediction is not only due to the relaxation times expressions but also to the need of a correct attention to the collective-to-kinetic transition induced by the increase in the resistive terms. We also show that impurity concentrations as little as 0.5% effectively suppress the collective contribution.

PACS numbers: 44.10.+i, 05.60.-k, 66.70.+f, 74.25.Fy

I. INTRODUCTION

It was already recognized by Peierls that normal scattering is the key point to understanding thermal conductivity [1]. However, the preference for a kinetic point of view and the insufficient data on micro and nanoscale samples in those years led to the success of Callaway's proposal [2], and therefore the need to treat normal and resistive processes on a different footing was never properly acknowledged. It has only been in recent years, with the appearance of thermal transport measurements at the nanoscale [3], that the need for a deeper understanding has become evident, prompting some authors to work with modified expressions for the relaxation times, confinement effects or including new scattering mechanisms in the Callaway model [4, 5].

Solutions of the Boltzmann equation with *ab initio* scattering rates with the proper inclusion of the role of normal (N) scattering have achieved in the last years a great level of accuracy, and the properties of large number of materials have been predicted without the need of any fitting parameter [6, 7]. However, *ab initio* results are much less amenable to analysis and the computational cost may become unacceptable for samples with low dimensionality, showing alloy scattering, and/or strong surface effects. To overcome that, analytic expressions have been proposed from the *ab initio* calculations for the relaxation times in order to be used in simple approximate models [8].

In recent papers a different approach, the Kinetic Collective Model (KCM), has been proposed [9, 10]. The model is based on a combination of a Kinetic and a Collective contribution, weighted by the relative importance of normal vs. resistive processes. The main differences with a pure kinetic model are the introduction of a hydrodynamic (collective) flow which has a unique value for the relaxation time for all the modes and uses a form factor to include boundary effects. Very recently, collective transport has been successfully used to understand those first-principles results on graphene thermal transport [11, 12], show that Poiseuille flow can be behind the high thermal conductivity of this material and thus converging with the KCM. Also, recent experimental works in silicon have proposed collective flow as the origin of the non-monotonous dependence of the thermal boundary resis-

tance as a function of size arising from measurements at the nanoscale [13].

This Kinetic Collective Model has been able to predict thermal conductivity of natural and isotope rich silicon bulk, and micro and nanoscaled samples by fitting only the natural bulk sample [9]. In a following work [10], the calculations were extended to all Group IV materials, significantly extending the predictability range of previous analytical models. A noticeable point is that the expressions for the relaxation times that seem to work better with the KCM are those obtained in the works by Herring and Klemens [14, 15], pointing to the possibility that the problems appearing in the last decades when predicting thermal conductivity may not be related to the relaxation times, but rather to the insufficient attention to this collective regime.

In this Letter we go a step forward in the KCM and predict the thermal conductivity in Si/Ge bulk and nanowire alloys from the *same* natural silicon fitting already used in Ref. 10. From our predictions we demonstrate that the difficulty of predicting the thermal conductivity in this kind of samples is related to the change from a collective to a kinetic dominated flow. The fact that such a variety of materials, isotope fractions, alloy compositions, and length scales is correctly described by the KCM is a very strong indicator of its validity as an analysis, prediction and optimization tool.

From the KCM, the lattice thermal conductivity

$$\kappa = \kappa_k(1 - \Sigma) + \kappa_c F(L_{\text{eff}})\Sigma \quad (1)$$

is obtained as the sum of the kinetic κ_k and the collective κ_c contributions weighted by a switching factor $\Sigma \in [0, 1]$. This factor determines the actual fraction of heat carried in each regime depending on the strength of N-processes. Also, the form factor $F(L_{\text{eff}}) \in [0, 1]$ modulates the hydrodynamic reduction of the flux on the collective term due to boundary effects, like in a Poiseuille flow, where L_{eff} is the effective size of the sample. Expressions for κ_k and κ_c , Σ and $F(L_{\text{eff}})$ are given elsewhere [9, 10].

In order to compute the properties of $\text{Si}_{1-x}\text{Ge}_x$ alloys, we need the phonon dispersion relations and the relaxation times. To obtain the dispersion relations for a stoichiometry x , we perform lattice dynamics calculations within the Virtual Crystal Approximation (VCA) in an *ab initio* framework [16]. Cal-

culations were done with the QUANTUM ESPRESSO package [17], which implements the Density Functional Theory (DFT) [18, 19], under the Local Density Approximation in the parametrization of Perdew and Zunger [20]. Core electrons were accounted for with norm-conserving pseudopotentials of the von Barth-Car type [21, 22], and plane waves were cut off at an energy of 60 Hartree. For each composition x , the lattice parameter was adjusted until the pressure was less than 0.1 kbar. Solution of the ensuing dynamical matrix provided the sought dispersion relations and derived quantities.

In this kind of alloys four different relaxation times should be considered; three of them are significantly contributing to the total resistivity, and they should be combined using Matthiessen's rule

$$\frac{1}{\tau_R} = \frac{1}{\tau_I} + \frac{1}{\tau_B} + \frac{1}{\tau_U} \quad (2)$$

where τ_B is the boundary term, τ_U the umklapp contribution and τ_I the impurity term. The fourth element is the normal scattering term τ_N . All these terms may depend on x and the phonon dispersion.

For boundary scattering we use

$$\tau_{B,x} = L_{\text{eff}}/v_x \quad (3)$$

where L_{eff} is the characteristic length of the sample and v_x is the group velocity for stoichiometry x .

For Umklapp and Normal scattering we use the same expressions as in [9]:

$$\tau_{N,x} = \frac{1}{B'_{N,x}T} + \frac{1}{B_{N,x}T^3\omega_j^2[1 - \exp(-3T/\Theta_D)]} \quad (4)$$

and

$$\tau_{U,x} = \frac{1}{B'_{U,x}T} + \frac{\exp(\Theta_U/T)}{B_{U,x}\omega_j^4T[1 - \exp(-3T/\Theta_D)]} \quad (5)$$

where Θ_D is the Debye temperature, Θ_U the Umklapp freezing temperature, and $B_{U/N,x}$ the composition dependent parameters, which can be calculated from those of pure silicon B_{USi} with [23, 24]

$$B_{(U/N)x} = f_{(U/N)x} B_{(U/N)Si} \quad (6)$$

$$B'_{(U/N)x} = f'_{(U/N)x} B'_{(U/N)Si} \quad (7)$$

and using only material properties

$$f_x = \frac{[V/Mv^5]_x}{[V/Mv^5]_{Si}}; \quad f'_x = \frac{[1/MvV^{1/3}]_x}{[1/MvV^{1/3}]_{Si}}. \quad (8)$$

Following this procedure, the only fitting values are those of pure Silicon: $B_{USi} = 2.8 \cdot 10^{-46} \text{ s}^3 \text{ K}^{-1}$ and $B_{NSi} = 3.9 \cdot 10^{-23} \text{ s}^{-1} \text{ K}^{-1}$, $B'_{USi} = 6 \cdot 10^8 \text{ s}^{-1} \text{ K}^{-1}$ and $B'_{NSi} = 8 \cdot 10^8 \text{ s}^{-1} \text{ K}^{-1}$, like in [10]. The rest of the values are calculated from the dispersion relations. All the independent parameter values for the alloy can be computed from linear interpolation, except for the phonon velocity in Eqs. (8), which requires $v_x = ((1-x)v_{Si}^{-2} + xv_{Ge}^{-2})^{-1/2}$.

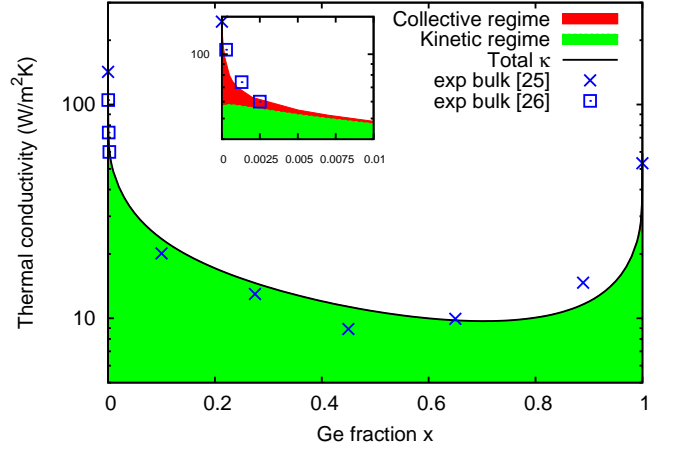


FIG. 1: Thermal conductivity in terms of Ge fraction x . Green filled line is the kinetic and red line the collective fraction of the thermal conductivity. The top of the green line is the total thermal conductivity. Crosses are the experimental thermal conductivity obtained from [25, 26]

The alloy relaxation time needs a more detailed discussion. In single specie crystals the mass defect term describes the variability in isotopic abundance but in alloys it should also account for the variability in the force and lattice constants. Thus, including these three factors, the total impurity relaxation time can be expressed as [15]:

$$\frac{1}{\tau_I} = \frac{\pi}{6} V S^2 \omega^2 D_x \quad (9)$$

where as in Ref. 27, instead of the Debye approximation, we use the DOS obtained from the full dispersion relations at stoichiometry x , D_x , and the variance term from Ref. 15

$$S^2 = \frac{1}{12} \Gamma_M + \frac{1}{6} \Gamma_{v^2} + \frac{2Q^2\gamma^2}{3} \Gamma_R, \quad (10)$$

where

$$\Gamma_\alpha = \sum_i x_i \left(\frac{\alpha_i - \bar{\alpha}_x}{\bar{\alpha}_x} \right)^2 \quad (11)$$

is the coefficient of variance of (M) mass, (v^2) squared velocity or (R) impurity radius, being α_i the value for the isotope/species i and $\bar{\alpha}_x$ the averaged value over all the atoms, $\gamma = 1.7$ is the experimental Grüneisen parameter and $Q = 4$ is a factor depending on the geometry of the impurity (substitutional in this case).

As expected, the second and third terms reduce to zero for pure silicon or germanium and the isotopic mass defect corresponding to the first term is the only one remaining.

Notice the simplicity in the relaxation times employed (3)-(10), where only compositionally averaged values for the parameters are used.

Figure 1 shows the good prediction given by the model for bulk alloys at 300 K. The black line over the filled area shows the total thermal conductivity, and the green and red areas show the kinetic and collective fraction of the total transport,

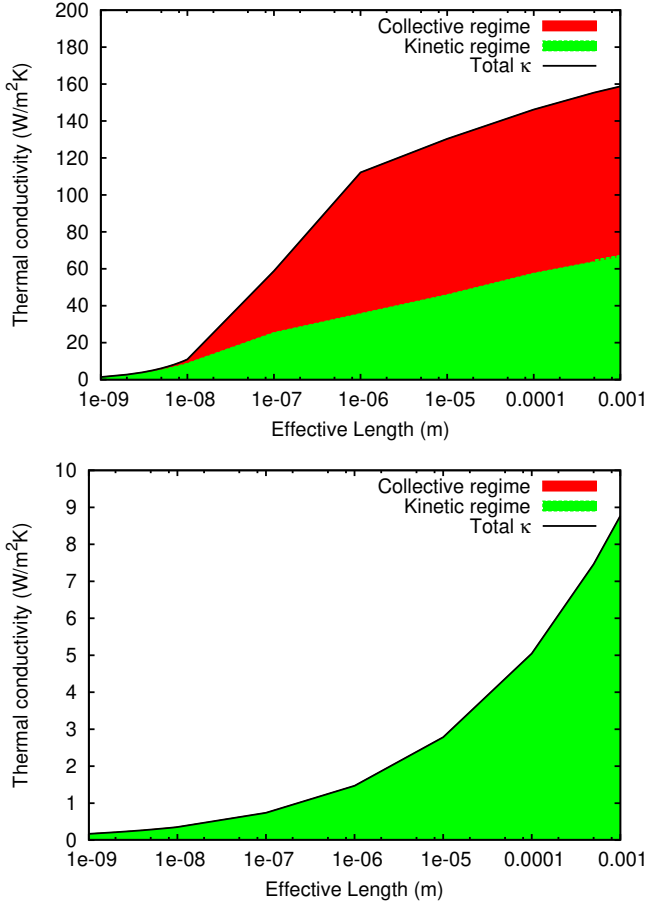


FIG. 2: Thermal conductivity in terms of size $L_{\text{eff,current}}$. Upper plot correspond to pure Si and lower plot to $\text{Si}_{0.5}\text{Ge}_{0.5}$. The green filled line is the kinetic fraction and the red line the collective fraction of the thermal conductivity. The black line is the total thermal conductivity.

respectively. Note that collective transport is only important for very pure materials (Si or Ge), with impurity fractions of the order of 0.5% already destroying most of the collective regime. The prediction given by the current proposal in this region is in remarkable agreement with experimental results from [26], showing that in order to have a model able to predict at the same time the thermal conductivity for pure and alloyed materials, proper description of the evolution of the collective contribution is needed, which is achieved in the KCM by the inclusion of Σ . This might be the reason why pure kinetic expressions need an extra parameter in the alloy term [28].

In Fig. 2 we represent the kinetic and collective contributions for two different situations, for pure silicon at the top and $\text{Si}_{0.5}\text{Ge}_{0.5}$ at the bottom. In pure Si, it can be observed that in the region where the thermal conductivity is not affected by size effects, the kinetic/collective fraction does not change significantly. When boundary effects are noticeable, the reduction in the collective flux is more important and the ratio kinetic/collective raises. This is because boundary scattering is resistive and its appearance reduces the weight of the collective term. We notice that the disappearance of the collective

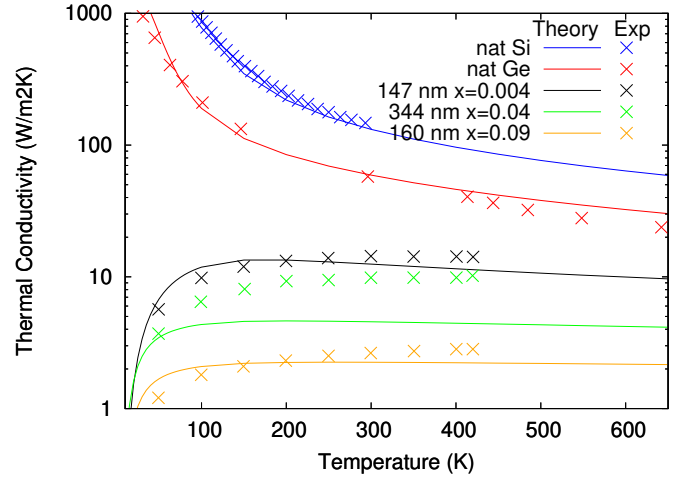


FIG. 3: Thermal conductivity in terms of Temperature for samples with Ge content and size. Curves are computed according to Eqs. (1)-(10). Experimental data is obtained from [3]

contribution is the responsible for a much stronger decrease in thermal conductivity in the $L_{\text{eff}} = 1 \mu\text{m} - 10 \text{ nm}$ range compared to the micron and above scale.[29] For the alloy sample, in the bottom figure, the collective term has been completely eliminated due to the impurity scattering and boundary scattering does not change the regime. Also, the functional dependence with sample size is completely different in both samples.

To show the predictive capability of the KCM in nanometer alloyed samples, in Figure 3 we have plotted the thermal conductivity for bulk silicon and germanium, as well as a selection of Si/Ge alloy nanowires. All the curves, showing a remarkable agreement with the experimental points, are calculated from the same single fit to natural bulk silicon, indicating that the change in the collective/kinetic ratio seems to be the key in predicting this kind of attribute.

In conclusion, thermal conductivity values derived from the Kinetic Collective Model for pure Si, Ge and alloy Si/Ge samples ranging from bulk to nanowires for a wide range of temperatures show excellent agreement with experimental data, based on a single fit to natural bulk silicon. No further adjustable parameters are needed, showing that the difficulty in previous attempts to fit wide ranges of temperature, sizes and compositions seems to be related with the transition from the collective to the kinetic regime experienced by a sample with increasing resistive scattering. This, together with the fact that the expressions for the relaxations times agree with theoretical predictions without any modification, gives plausibility to the model. Boundaries and species variation reduce the collective transport in alloys, with alloy scattering a more effective mechanism than boundary scattering. Alloy concentrations as little as 0.5% or system sizes of the order of 10 nm will destroy the collective contribution to the thermal conductivity. This insight could be very relevant when addressing phenomena such as phonon drag or dopant effects in semiconductor thermoelectrics.

This work has been partially funded by the Spanish Ministerio de Economía y Competitividad under Project

Nos. TEC2012-31330, FIS2012-32099, MAT2012-33483 and Consolider nanoTHERM CSD2010-00044 and Generalitat de Catalunya under Project 2014-SGR0064. Also, the re-

search leading to these results has received funding from the European Union Seventh Framework Programme under grant agreement No. 604391 Graphene Flagship.

-
- [1] R. E. Peierls, *Quantum Theory of Solids* (Oxford University Press, 2001), ISBN 9780198507819.
 - [2] J. Callaway, *Physical Review* **113**, 1046 (1959), ISSN 0031-899X.
 - [3] D. Li, Y. Wu, R. Fan, P. Yang, and A. Majumdar, *Applied Physics Letters* **83**, 3186 (2003), ISSN 00036951.
 - [4] M. Kazan, G. Guisbiers, S. Pereira, M. R. Correia, P. Masri, a. Bruyant, S. Volz, and P. Royer, *Journal of Applied Physics* **107**, 83503 (2010), ISSN 00218979.
 - [5] N. Mingo, L. Yang, D. Li, and A. Majumdar, *Nano Letters* **3**, 1713 (2003), ISSN 1530-6984.
 - [6] L. Lindsay, D. a. Broido, and T. L. Reinecke, *Physical Review B* **87**, 165201 (2013), ISSN 1098-0121.
 - [7] D. A. Broido, M. Malorny, G. Birner, N. Mingo, and D. A. Stewart, *Applied Physics Letters* **91**, 231922 (2007), ISSN 00036951.
 - [8] a. Ward and D. a. Broido, *Physical Review B* **81**, 085205 (2010), ISSN 1098-0121.
 - [9] C. de Tomas, A. Cantarero, A. F. Lopeandia, and F. X. Alvarez, *Journal of Applied Physics* **115**, 164314 (2014), ISSN 0021-8979.
 - [10] C. de Tomas, A. Cantarero, a. F. Lopeandia, and F. X. Alvarez, *Proceedings. Mathematical, physical, and engineering sciences / the Royal Society* **470**, 20140371 (2014), ISSN 1364-5021.
 - [11] S. Lee, D. Broido, K. Esfarjani, and G. Chen, *Nature communications* **6**, 6290 (2015), ISSN 2041-1723.
 - [12] A. Cepellotti, G. Fugallo, L. Paulatto, M. Lazzeri, F. Mauri, and N. Marzari, *Nature communications* **6**, 6400 (2015), ISSN 2041-1723.
 - [13] K. M. Hoogeboom-Pot, J. N. Hernandez-Charpak, X. Gu, T. D. Frazer, E. H. Anderson, W. Chao, R. W. Falcone, R. Yang, M. M. Murnane, H. C. Kapteyn, et al., *Proceedings of the National Academy of Sciences* **112**, 201503449 (2015), ISSN 0027-8424.
 - [14] C. Herring, *Physical Review* **95**, 954 (1954), ISSN 0031-899X.
 - [15] P. G. Klemens, *Proceedings of the Physical Society. Section A* **68**, 1113 (1955), ISSN 0370-1298.
 - [16] L. Bellaiche and D. Vanderbilt, *Physical Review B* **61**, 7877 (2000), ISSN 0163-1829.
 - [17] P. Giannozzi, S. Baroni, N. Bonini, M. Calandra, R. Car, C. Cavazzoni, D. Ceresoli, G. L. Chiarotti, M. Cococcioni, I. Dabo, et al., *Journal of physics. Condensed matter : an Institute of Physics journal* **21**, 395502 (2009), ISSN 1361-648X.
 - [18] P. Hohenberg and W. Kohn, *Physical Review* **136**, B864 (1964), ISSN 0031-899X.
 - [19] W. Kohn and L. J. Sham, *Physical Review* **140**, A1133 (1965), ISSN 0031-899X.
 - [20] J. P. Perdew and A. Zunger, *Physical Review B* **23**, 5048 (1981), ISSN 0163-1829.
 - [21] U. von Barth and R. Car, (unpublished).
 - [22] A. Dal Corso, S. Baroni, R. Resta, and S. de Gironcoli, *Physical Review B* **47**, 3588 (1993), ISSN 0163-1829.
 - [23] D. T. Morelli, J. P. Heremans, and G. A. Slack, *Physical Review B* **66**, 195304 (2002), ISSN 0163-1829.
 - [24] G. L. Schlömann and E., *Nachr. Akad. Wiss. Göttingen, Math. physik. Kl.* **11a**, 71 (1954).
 - [25] B. Abeles, *Physical Review* **131**, 1906 (1963), ISSN 0031-899X.
 - [26] D. Cahill, F. Watanabe, A. Rockett, and C. Vining, *Physical Review B* **71**, 235202 (2005), ISSN 1098-0121.
 - [27] W. Capinski, H. Maris, and S. Tamura, *Physical Review B* **59**, 10105 (1999), ISSN 0163-1829.
 - [28] Z. Wang and N. Mingo, *Applied Physics Letters* **97** (2010), ISSN 0003-6951.
 - [29] Nevertheless, quantum effects should become important below 30 nm. [9]