

Optimal change point detection in Gaussian processes

Hossein Keshavarz¹, Clayton Scott^{2,1} and XuanLong Nguyen^{1,2}

¹Department of Statistics, University of Michigan

²Department of Electrical Engineering and Computer Science, University of Michigan

Email: *{hksh,clayscot,xuanlong}@umich.edu*

December 24, 2018

Abstract

We study the problem of detecting a change in the mean of one-dimensional Gaussian process data. This problem is investigated in the setting of increasing domain (customarily employed in time series analysis) and in the setting of fixed domain (typically arising in spatial data analysis). We propose a detection method based on generalized likelihood ratio test (GLRT), and show that our method achieves asymptotically optimal rate in the minimax sense, in both settings. The salient feature of the proposed method is that it exploits in an efficient way the data dependence captured by the Gaussian process covariance structure. When the covariance is not known, we propose plug-in GLRT method and derive conditions under which the method remains asymptotically optimal. By contrast, the standard CUSUM method, which does not account for the covariance structure, is shown to be asymptotically optimal only in the increasing domain. Our algorithms and accompanying theory are applicable to a wide variety of covariance structures, including the Matern class, the powered exponential class, and others. The plug-in GLRT method is shown to perform well for a number of covariance estimators, including maximum likelihood estimators with a dense or a tapered covariance matrix.

1 Introduction

Change point detection is the problem of detecting an abrupt change or changes arising in a sequence of observed samples. A common problem of this type involves detecting shifts in the mean of a temporal process. This problem has found a variety of applications in many fields, including audio analysis [14], EEG segmentation [29], structural health monitoring [21, 33] and environment sciences [28, 46]. Despite advances in the development of algorithms [26, 29, 31, 39], and asymptotic theory [4, 30, 40, 44] for a number of contexts, such studies are mainly confined to the setting of (conditionally) independently distributed data. Existing works on optimal detection of shifts in the mean in temporal data with statistically dependent observations are far less common.

Incorporating dependent structures in the modelling of spatial or temporal processes is a natural approach. In fact, this has been considered in detecting changes of remotely collected data [8, 13]. For instance, Chandola et al. [8] proposed a Gaussian process based algorithm to identify changes in Normalized Difference Vegetation Index (NDVI) time series for a particular location in California. Despite such statistical modelling considerations, to our knowledge, most researchers did not seek to actually exploit the dependence structures of the underlying temporal process, e.g., its covariance function and spectral density, in designing a (minimax) optimal detection method.

In this paper, we focus on the detection of a single change in the mean of a Gaussian process data sequence. Our main contribution is to show that neglecting the dependence structures in the data samples leads to suboptimal detection procedures. Moreover, it is possible to exploit the underlying dependence structures to design asymptotically optimal detection algorithms.

Consider a simplified setting in which we let \mathfrak{G} be a Gaussian process in a domain $\mathcal{D} \subseteq \mathbb{R}$ and $\mathcal{D}_n := \{t_k\}_{k=1}^n \subset \mathcal{D}$ denote the finite index set of sampling points. Denote the observed samples by $\mathbf{X} = \{X_k\}_{k=1}^n$ in which $X_k = \mathfrak{G}(t_k)$ for $k = 1, \dots, n$. Moreover, let $t \in \mathcal{C}_n \subseteq \{1, \dots, n\}$ and $b > 0$ represents the point of sudden change and the jump/shift value, respectively. Namely, there is $\mu \in \mathbb{R}$ (which will be assumed to be 0 for now) such that

$$\mathbb{E}X_k = \left(\mu - \frac{b}{2}\right) \mathbb{1}(k \leq t) + \left(\mu + \frac{b}{2}\right) \mathbb{1}(k > t), \quad k \in \{1, \dots, n\}. \quad (1.1)$$

To analyze the performance of a detection procedure as sample size n grows to infinity, one is confronted with two fundamentally different theoretical frameworks: *increasing domain asymptotics* and *fixed domain asymptotics* ([37], Chapter 13). The former arises naturally in time series analysis, which is distinguished by the constraint that the distance between consecutive sampling *time* points are bounded away from zero. In our notation the index set for the Gaussian process represents the sampling time points. Typically we set $\mathcal{D} = \mathbb{R}$ and $\bigcup_{n=1}^{\infty} \mathcal{D}_n = \mathbb{N}$ or \mathbb{Z} . See, e.g., [3, 19, 20, 27, 38, 49] for examples for the studies of change point detection problem setting via increasing domain asymptotics.

Fixed domain asymptotics, on the other hand, is a more suitable setting when the index set of sampling points \mathcal{D} is bounded, so that the observations get denser in \mathcal{D} as n increases. This is the case for spatially distributed data [43], where the domain of the index set is typically of one, two or three dimensions. But there are also other examples: a particularly useful approach to change point detection in non-stationary processes widely adopted in speech processing and finance can also be cast in this framework. In fact, this approach involves *piecewise locally stationary (PLS) processes*, which can be interpreted as processes that are approximately piecewise stationary, due to the gradual and smooth change of the spectrum [1, 9]. Abrupt change detection in PLS processes has been considered in, for instance, [1, 28]. Since the future samples of a PLS process may not carry any information about the current state of the process, the increasing domain setting cannot suitably capture the dependence structure of the observed data sequence. As a result, the theory of change detection and inference in PLS processes is also based upon fixed domain asymptotics.

Our goal in this work is to derive a computationally efficient detection procedure that effectively accounts for the underlying dependence structures of the observed sequential data. For the analysis of such a procedure we shall adopt both aforementioned asymptotic frameworks. Obviously, specific applications ultimately determine which one among the two is more suitable. There are also several motivations for this dual treatment. First, we are not aware of any established detection algorithm and accompanying asymptotic theory under the fixed-domain setting. Second, although there is a vast literature on the change point detection in the increasing domain scenario, existing work focus mostly on independent (or conditionally independent) data sequences, so our analysis in this setting still carries some notable novelty. Third, there is a fundamental difference in the behavior of the same detection algorithm when applied to the two asymptotic settings. This point is worth highlighting: we will show that in the fixed domain setting, ignoring the underlying dependence structure may result in suboptimal detection performance, but this is not the case for the increasing domain setting. Finally, we note that the fixed domain minimax detection problem considered in this paper also serves as a useful starting point in the study of optimal detection of discontinuities in Gaussian spatial processes, as considered recently by [13, 41].

From here on, for fixed domain asymptotic results, we assume that \mathfrak{G} is a one dimensional Gaussian process in $\mathcal{D} = [0, 1]$ with n regularly spaced samples, i.e. $\mathcal{D}_n = \{k/n\}_{k=1}^n$. Under the increasing domain asymptotics framework, we let $\mathcal{D} = [0, \infty)$ and $\mathcal{D}_n = \{1, \dots, n\}$. The remaining notations are the same for both.

Previous work. The perhaps earliest attempt to study shift in mean detection was that of Yao et al. [49]. In this work the authors assume that the sequence of X_k 's are independent Gaussian variables. They proposed a detection method based on generalized likelihood ratio test (GLRT), also known as the *cumulative sum (CUSUM)* test, and given by

$$\mathfrak{T}_{CUSUM} = \max_{t \in \mathcal{C}_n} \left\{ \sqrt{\frac{t(n-t)}{n}} \left| \frac{1}{n-t} \sum_{k=t+1}^n X_k - \frac{1}{t} \sum_{k=1}^t X_k \right| \right\}. \quad (1.2)$$

Non-asymptotic upper bounds on the error probabilities of this simple test were obtained by the authors under the Gaussian and i.i.d. assumptions. Interestingly, due to test's simplicity, when such assumptions do not hold, one can still apply the same test statistic to the data sequence. Most subsequent works appeared to follow this direction, in addition to adhering to the increasing domain asymptotic framework, e.g. [3, 19, 20, 38]. We wish to mention Rencova ([38], chapter 4), who studied the same CUSUM test as [49], but working with the assumption that \mathbf{X} be a strong mixing time series. Kokoszka [27] also analyzed the CUSUM test, but working with a different dependent observation model with sub-squared growth of the variance of partial sum, i.e. there is $\delta \in (0, 2)$ such that for any $k < m$, $\text{var} \sum_{j=k}^m X_j \lesssim (m - k + 1)^\delta$. Horvath et al. [19, 20] and Antoch [3] studied the performance of the CUSUM test for the detection of a sudden change in the mean in linear processes, i.e. $X_t = \sum_{j=0}^{\infty} w_j \epsilon_{t-j}$, in which $\{\epsilon_t\}_{t=-\infty}^{\infty}$ are i.i.d. and zero mean random variables and the weights $\{w_j\}_{j=0}^{\infty}$ satisfy some properties such as absolute or square summability.

At first sight, it may seem puzzling how the CUSUM test continues to admit nearly optimal detection performance even as its test statistics apparently ignore the dependence among data samples. A high-level explanation can be made regarding this phenomenon: when \mathfrak{G} is a Gaussian process with $\bigcup_{n=1}^{\infty} \mathcal{D}_n = \mathbb{N}$ and the covariance function $\text{cov}(X_s, X_t) \rightarrow 0$ as $|t - s|$ grows to infinity, the percentage of pairs $(X_s, X_t)_{s,t=1}^n$ whose covariance is non-negligible tends to zero as $n \rightarrow \infty$. As a result, there is very little gain in accounting for the dependence structures underlying the sequence, and so the CUSUM statistic provides a good approximation of the likelihood ratio test for large n , leading to the asymptotic optimality of $\mathfrak{T}_{\text{CUSUM}}$ in the increasing domain setting. This is of course not the case for the fixed domain setting. Indeed, one of the contributions of this paper is to show that the CUSUM test is suboptimal when applied to the fixed domain setting of the detection problem. Moreover, to achieve minimax optimal detection performance we shall develop a new test statistic that account for the underlying dependence structures in the data sequence. We also note in passing that in comparison to the increasing domain analysis typically encountered in the literature, the theoretical analysis for the fixed domain setting is considerably more challenging, as one needs to take into account the statistical dependence in the data sequence in a more fundamental way.

Overview of main results. In this paper we study the change point detection problem that arises in Gaussian processes in both settings of increasing and fixed domains. We show when it is important to account for the dependence structure in the data sequence, and analyze a number of detection algorithms based upon a generalized likelihood ratio test. More specifically, our contributions are as follows.

1. Given an n -sample drawn from a one dimensional Gaussian process data with a known covariance structure, we propose a generalized likelihood ratio test for detecting a sudden shift in the mean. This method requires the knowledge of the dependence structure (via the covariance matrix), and will be shown to achieve asymptotically optimal detection performance in both fixed and increasing domain settings. Our theory holds for a variety of covariance structures, such as the Matern class, powered exponential class, and several others specified in terms of the covariance kernel's spectral density. The smoothness parameter for the Gaussian process (which determines how fast the corresponding spectral density decays) plays a central role in characterizing the minimax optimal detection performance — but this is shown to be the case only in the fixed domain setting, *not* in the increasing domain setting.
2. We provide an upper bound guarantee for the CUSUM detection method. This result confirms that the CUSUM is asymptotically optimal in the increasing domain setting, but it also suggests that the CUSUM is suboptimal in the fixed domain setting. The suboptimality is confirmed in our simulation study, which demonstrates a wide gap between the CUSUM and our method. This result makes sense, in light of the minimax result described in the preceding paragraph.
3. In practice, the covariance structure is not known a priori, and often has to be estimated from the data. To address this scenario, we propose a plug-in GLRT method, and analyze its performance. In particular, we derive detection performance bounds which also account for the quality of a particular covariance estimation method (such as MLE based methods with dense or tapered covariances) used

in the plug-in GLRT. Most surprisingly, we show that as long as a consistent covariance estimate is employed (the notion of consistency will be defined in Section 4), regardless of its estimation rate, the plug-in GLRT achieves asymptotically optimal detection performance. Moreover, in some situations a plug-in GLRT with an inconsistent covariance estimate is shown to perform almost as well as the case of known covariance.

In addition to the above contributions, our proof methods contain several useful techniques. Our proofs integrate four major technical tools: we exploit properties of the mutually absolutely Gaussian measures, the decorrelation of samples drawn from Gaussian processes in fixed domain, the non-asymptotic analysis of the inverse of large Toeplitz matrices, in addition to the classical theory of minimax detection. We also develop novel techniques for analyzing different norms of the decorrelation matrix of \mathbf{X} in either of the asymptotic regimes. The Appendices provide several beneficial and easy-to-reference technicalities for several theoretical problems in the area of Gaussian random fields and time series that may be of independent interest.

Structure of the paper. Section 2 precisely formulates detection of a shift in the mean, focusing on one dimensional Gaussian process data, and then introduces our proposed detection algorithm as hypothesis testing in the case of fully known spectral density of the underlying process. We also adapt our proposed detection technique, which will be referred as the plug-in test, to the much more realistic case of unknown spectral density. Note that Sections 3, 5 and 6 are divided into two subsections focusing on theoretical results in the fixed domain and the increasing domain setting, respectively. Section 3 presents sufficient conditions on shift value b and spectral density to detect the existence of shift in mean with high probability. Section 4 is devoted to analyze the performance of plug-in test by imposing some sufficient conditions on the estimated spectral density. Section 5 serves as a comprehensive study of the CUSUM test. The minimax optimality of the proposed algorithms will be discussed in section 6. Section 7 is devoted to the numerical experiments and assessing the proposed algorithms using simulation studies. Section 8 contain concluding remarks with a concise discussion of future directions. Appendix A contains the proofs of the main results and Appendix B presents and proves some auxiliary results used in Appendix A. Lastly, Appendix C develops non-asymptotic results on the inverse of large Toeplitz matrices which are useful in the study of CUSUM test.

Notation. \wedge and \vee stand for minimum and maximum operators and the indicator function is represented by $\mathbb{1}(\cdot)$. For any $m \in \mathbb{N}$, I_m , $\mathbf{0}_m$ and $\mathbb{1}_m$ respectively denote the m by m identity matrix, all zeros column vector of length m , and all ones column vector of length m . For two matrices of the same size M_1 and M_2 , $\langle M_1, M_2 \rangle := \sum_{i,j} (M_1)_{ij} (M_2)_{ij}$ denotes their usual inner product. For any symmetric matrix M , $\lambda_{\min}(M)$ represents the smallest eigenvalue of M . We will use the following matrix norms on $M \in \mathbb{R}^{m \times n}$. For any $1 \leq p < \infty$, $\|M\|_{\ell_p} := \left(\sum_{i,j} |M_{ij}|^p \right)^{1/p}$ stands for the element-wise ℓ_p norm of M , while $\|M\|_{\ell_\infty} := \max_{i,j} |M_{ij}|$ represents the sup norm of M . For a function $f : \mathcal{D} \mapsto \mathbb{R}$ and $p > 0$, $\|f\|_p^p := \int_{\mathcal{D}} |f(u)|^p du$. The special case of $p = \infty$ is defined by $\|f\|_\infty := \sup_{u \in \mathcal{D}} |f(u)|$. For any $f \in \mathbb{L}^1(\mathbb{R})$, \hat{f} represents its Fourier transform defined by

$$\hat{f}(\omega) = \int_{-\infty}^{\infty} f(t) e^{-j\omega t} dt, \quad \forall \omega \in \mathbb{R},$$

where $j^2 = -1$ denotes the imaginary unit. Moreover, for a symmetric function $f \in \mathbb{L}^\infty([-\pi, \pi])$, $\{f_m\}_{m \in \mathbb{Z}}$ denotes the set of the its Fourier coefficients. Assuming that $\{f_m\}_{m \in \mathbb{Z}}$ is absolutely summable, $\mathcal{T}_{\mathbb{N}}(f)$ represents the infinite Toeplitz matrix generated by the Fourier coefficient of f , i.e.

$$\mathcal{T}_{\mathbb{N}}(f) := \begin{pmatrix} f_0 & f_1 & f_2 & \cdots \\ f_1 & f_0 & f_1 & \ddots \\ f_2 & f_1 & f_0 & \ddots \\ \vdots & \ddots & \ddots & \ddots \end{pmatrix}. \quad (1.3)$$

Moreover, $\mathcal{T}_n(f) = \left[(\mathcal{T}_{\mathbb{N}}(f))_{ij} \right]_{i,j=1}^n$ denotes a $n \times n$ truncated Toeplitz matrix generated by f . For two functions f and g on \mathbb{R} , we write $f(t) \asymp g(t)$ as $t \rightarrow t_0$, if $C_1 \leq \lim_{t \rightarrow t_0} \left| \frac{f(t)}{g(t)} \right| \leq C_2$ for some strictly positive bounded scalars $C_1 \leq C_2$. In particular, we write $f(t) \sim g(t)$ as $t \rightarrow t_0$ to indicate the case that $C_1 = C_2 = 1$. Furthermore, for sequences a_n and b_n , we write $b_n = \Omega(a_n)$ when b_n is bounded below by a_n asymptotically, i.e. $\lim_{n \rightarrow \infty} |b_n/a_n| \geq C$ for some positive C . In case a_n and b_n are random, $b_n = o_{\mathbb{P}}(a_n)$ means that b_n/a_n converges in probability to zero as $n \rightarrow \infty$. For two sets $\Omega_1, \Omega_2 \subset \mathbb{R}^m$, $\text{dist}(\Omega_1, \Omega_2) := \inf_{\omega_i \in \Omega_i, i=1,2} \|\omega_1 - \omega_2\|_{\ell_2}$ stands for their mutual distance with respect to Euclidean distance. Lastly, $\Gamma(\cdot)$ denotes the gamma function.

2 Problem formulation and detection algorithms

In this section we present a formulation of the shift-in-mean detection problem associated with Gaussian process data, and then describe detection algorithms that account for the underlying process modelling assumptions. Recall that \mathfrak{G} is a Gaussian process in $\mathcal{D} \subset \mathbb{R}$ and $\{X_k = \mathfrak{G}(t_k)\}_{k=1}^n$ represents the set of n samples of \mathfrak{G} at times $\mathcal{D}_n = \{t_k\}_{k=1}^n \subset \mathcal{D}$. For brevity, let $\mathfrak{Z} = \mathfrak{G} - \mathbb{E}\mathfrak{G}$ be the zero mean process and $Z_k = \mathfrak{Z}(t_k)$ for any $k = 1, \dots, n$. At this point we proceed to split the problem formulation into two subsections according to the two different asymptotic settings.

2.1 Gaussian process model in fixed domain setting

In the fixed domain setting, \mathfrak{Z} is assumed to be a mean-zero stationary Gaussian process on a bounded domain $\mathcal{D} = [0, 1]$ and regularly sampled at $t_k = k/n$ for $k = 1, \dots, n$. Let the symmetric real functions $K : \mathbb{R} \mapsto \mathbb{R}$ and $\hat{K} : \mathbb{R} \mapsto \mathbb{R}$ respectively denote the covariance function and spectral density of \mathfrak{Z} . Accordingly, $\Sigma_n := \text{cov}(\{Z_k\}_{k=1}^n) = \text{cov}(\{X_k\}_{k=1}^n)$ is a symmetric Toeplitz matrix given by

$$\Sigma_n = \{\mathbb{E}Z_r Z_s\}_{r,s=1}^n = \left[K\left(\frac{r-s}{n}\right) \right]_{r,s=1}^n. \quad (2.1)$$

Assumption 2.1. K is an integrable positive definite covariance function. Moreover, there exist $\nu \in (0, \infty)$ and C_K (depending on K) for which \hat{K} satisfies the following condition:

$$C_K := \sup_{\omega \in \mathbb{R}} \left| \hat{K}(\omega) (1 + \omega^2)^{\nu + \frac{1}{2}} \right| < \infty. \quad (2.2)$$

We shall always choose the largest possible ν that satisfies (2.2). It is simple to see that Assumption 2.1 holds if and only if \hat{K} is bounded at the origin and $\hat{K}(\omega) \asymp \omega^{-(2\nu+1)}$ as ω tends to infinity. It is well-known that the tail behaviour of \hat{K} is closely linked to the smoothness of K at the origin (e.g., Section 2.8, [43]), which in turn plays an essential role in the interpolation of spatial-temporal Gaussian processes (Chapter 3, [43]). The following are a few examples of common covariance functions that will be studied in this paper.

- (a) *Matern*: This class is widely used in spatial statistics, and has a fairly simple explicit form of spectral density.

$$\hat{K}(\omega) = \frac{\sqrt{4\pi}\Gamma(\nu + 1/2)}{\Gamma(\nu)} \sigma^2 d^{2\nu} (d^2 + \omega^2)^{-(\nu+1/2)}, \quad (2.3)$$

in which $d, \nu, \sigma \in (0, \infty)$. Regardless of the choice of d and σ , condition (2.2) holds for Matern spectral density with parameter ν .

- (b) *Powered exponential*: Another versatile class of covariance functions is $K(r) = \sigma^2 \exp\left(-|r/d|^\beta\right)$ for some $\beta \in (0, 2)$ and $d, \sigma \in (0, \infty)$. Although the spectral density does not have a closed form in terms of simple functions, Lemma B.3 shows that \hat{K} admits Assumption 2.1 with $\nu = \beta/2$.

- (c) *Rational spectral densities*: Rational spectral densities \mathfrak{V} form a general class admitting Assumption 2.2. For any $\hat{K} \in \mathfrak{V}$, there are two polynomials, Q_n and Q_d , with real coefficients, unit leading coefficients and $p := \deg(Q_d) - \deg(Q_n) \in \mathbb{N}$, such that

$$\hat{K}(\omega) = \lambda \frac{|Q_n(j\omega)|^2}{|Q_d(j\omega)|^2}. \quad (2.4)$$

Moreover, we assume that Q_d has no root on the imaginary axis and λ is a strictly positive scalar. Note that Matern covariance functions, presented in 2.3, with $(\nu + 1/2) \in \mathbb{N}$ is a subclass of \mathfrak{V} . Since $K(0) < \infty$ and $\hat{K}(\omega) \asymp \omega^{-2p}$ as $\omega \rightarrow \infty$, Assumption 2.1 holds with $\nu = p - 1/2$.

- (d) *Triangular*: For $T, \sigma \in (0, \infty)$, the covariance function and spectral density are given by

$$K(r) = \sigma^2 \left(1 - \left|\frac{r}{T}\right|\right)_+, \quad \hat{K}(\omega) = \frac{T\sigma^2}{2} \left| \text{sinc}\left(\frac{T\omega}{2}\right) \right|^2.$$

Triangular covariance is less favorable than the aforesaid cases due to the oscillatory behaviour of \hat{K} (p. 31, [43]). One can easily show that this covariance fulfils Assumption 2.1 with $\nu = 1/2$.

2.2 Gaussian process model in increasing domain setting

In the increasing domain setting, \mathfrak{Z} is a mean-zero Gaussian process in $\mathcal{D} = [0, \infty)$ and so $\{Z_k\}_k$ endowed with a Toeplitz covariance function. This is a common setting for time series data, where the observed samples are indexed by time points in \mathcal{D} . It is customary to assume that the covariance of the observed samples decreases as the temporal distance increases. Specifically, let $\{f_m\}_{m=0}^\infty$ be an arbitrary absolutely summable sequence such that $f_0 = 1$. Define $\text{cov}(Z_1, Z_k) = f_k$ for any k . Due to the stationarity assumption, $\Sigma_{\mathbb{N}} := \text{cov}(\{Z_k\}_{k=1}^\infty)$ is an infinite symmetric Toeplitz matrix. We view $\{Z_k\}_{k=1}^n$ as the observed part of an infinite stationary time series, $\{Z_k\}_{k=1}^\infty$. Accordingly, the covariance matrix of $\{Z_k\}_{k=1}^n$, denoted by Σ_n , is a symmetric (truncated) Toeplitz matrix.

It is a known fact that (Chapter 4, [16]) there is a symmetric and almost surely (with respect to *Lebesgue* measure) positive function, $f : [-\pi, \pi] \mapsto \mathbb{R}$ such that $\Sigma_{\mathbb{N}} = \mathcal{T}_{\mathbb{N}}(f)$. Thus $\Sigma_n := \{\mathbb{E}Z_r Z_s\}_{r,s=1}^n = \mathcal{T}_n(f)$.

Assumption 2.2. $f : [-\pi, \pi] \mapsto \mathbb{R}$ is a real symmetric function such that

- (a) There are two positive universal scalars, $0 < m_f \leq M_f < \infty$ such that

$$m_f := \inf_{\omega \in [-\pi, \pi]} f(\omega) \leq M_f := \sup_{\omega \in [-\pi, \pi]} f(\omega).$$

- (b) There exist positive universal constants c and λ such that

$$|f_k| \leq c(1+k)^{-(1+\lambda)}. \quad (2.5)$$

Note that the first condition regarding the infimum of f is necessary to have a positive definite infinite covariance matrix, i.e., $\nu^T \Sigma_{\mathbb{N}} \nu > 0$ for any non-zero $\nu \in \mathbb{R}^{\mathbb{N}}$. Moreover, the polynomial decay of f_k 's as stated in (2.5) is a sufficient condition to ensure that f can be equivalently expressed by its Fourier series. Such condition is common in the non-asymptotic analysis of Toeplitz matrices (see, e.g., [16]).

2.3 Detection procedure based on generalized likelihood ratio test

Now we proceed to formulate the detection of the existence of a sudden change in the mean of a one dimensional Gaussian process as a composite hypothesis testing problem. As noted above, we are dealing with two different settings of the domains. That is, we assume that \mathfrak{G} satisfies either of the two conditions:

- (a) Fixed domain setting: \mathfrak{G} is restricted to $\mathcal{D} = [0, 1]$ where its spectral density admits Assumption 2.1 and $\mathcal{D}_n = \{k/n\}_{k=1}^n$.
- (b) Increasing domain setting: The domain of \mathfrak{G} is $\mathcal{D} = \mathbb{R}$ and the samples are taken at $\mathcal{D}_n = \{1, \dots, n\}$. Moreover, $\Sigma_n = \mathcal{T}_n(f)$ for some f fulfilling Assumption 2.2.

Although the domain settings are different, the detection procedure that we propose based on a generalized likelihood ratio test will be the same. The composite hypothesis testing problem is set out as follows. Under the null hypothesis, all the random variables have zero mean, i.e. $\mathbb{E}\mathbf{X} = \mathbf{0}_n$. To specify the alternative hypothesis \mathbb{H}_1 we first introduce a few additional notations. Let $t \in \mathcal{C}_n$ denote the occurrence time of the single change point. The set $\mathcal{C}_n \subseteq \{1, \dots, n\}$ contains plausible occurrence time of the change, and we assume there is $\alpha \in (0, 1/2)$ such that $\mathcal{C}_n = \{t : t \wedge (n - t) > \alpha n\}$. Another important parameter b denotes the amount of shift in the mean before and after the change point. Thus, for a fixed $t \in \mathcal{C}_n$, the associated alternative hypothesis to t can be stated as,

$$H_{1,t} : \exists b \neq 0, \mathbb{E}\mathbf{X} = \frac{b}{2}\zeta_t, \quad (2.6)$$

where $\zeta_t \in \mathbb{R}^n$ is given by $\zeta_t(k) := \text{sign}(k - t)$ for any $t \in \mathcal{C}_n$. Since t is not known a priori, the alternative hypothesis is specified by taking the union of $\mathbb{H}_{1,t}$. Thus, the composite hypothesis testing problem is given by

$$\mathbb{H}_0 : \mathbb{E}\mathbf{X} = \mathbf{0}_n, \quad v.s. \quad \mathbb{H}_1 = \bigcup_{t \in \mathcal{C}_n} \mathbb{H}_{1,t}, \quad \text{i.e. } \exists t \in \mathcal{C}_n, b \neq 0, \text{ s.t. } \mathbb{E}\mathbf{X} = \frac{b}{2}\zeta_t. \quad (2.7)$$

Next, we propose a test statistic which is constructed by the generalized likelihood ratio (GLR). Note that the GLR is an explicit function of the joint density of samples and so the Gaussian process assumption is essential to its calculation.

Proposition 2.1. Assuming that Σ_n is known, there exists $\mathfrak{R}_{n,\delta} > 0$ for which the GLRT is given by

$$\mathfrak{T}_{GLRT} = \mathbb{I} \left(\max_{t \in \mathcal{C}_n} \left| \frac{\zeta_t^T (\Sigma_n)^{-1} \mathbf{X}}{\sqrt{\zeta_t^T (\Sigma_n)^{-1} \zeta_t}} \right|^2 \geq \mathfrak{R}_{n,\delta} \right). \quad (2.8)$$

The threshold value $\mathfrak{R}_{n,\delta}$ depends only on n and some parameter δ determining the false alarm rate. The precise form of $\mathfrak{R}_{n,\delta}$ will be presented in subsequent sections. We also note that setting $\mu = 0$ in (1.1) results in a substantially simplified expression of the GLR, which eases the exposition of our analysis of the computational and theoretical properties of the proposed test. The general form of the GLRT, when μ is unknown, is presented as Proposition A.1 in Appendix A.

Unlike the CUSUM test, cf. Eq. (1.2), the covariance function of \mathfrak{G} is explicitly taken into account in the GLRT. As a result, it will be shown in the sequel that the proposed detection method is optimal, while the same cannot be said for the CUSUM test, specifically in the setting of fixed domain asymptotics. In practice, however, the covariance is not known and needs to be estimated. To address such scenarios, we propose to approximate the likelihood ratio by plugging in a positive definite estimate of the covariance matrix, which will be indicated by $\tilde{\Sigma}_n$, in Eq. (2.8). The plug-in detection technique will be called *plug-in GLRT*. Here is the formulation of the plug-in GLRT, while the choice of $\tilde{\Sigma}_n$ and the accompanying theory will be given later in Section 4.

Definition 2.1. Let $\tilde{\Sigma}_n$ be a positive definite estimate of Σ_n . The plug-in GLRT is given by

$$\tilde{\mathfrak{T}}_{GLRT} = \mathbb{I} \left(\max_{t \in \mathcal{C}_n} \left| \frac{\zeta_t^T (\tilde{\Sigma}_n)^{-1} \mathbf{X}}{\sqrt{\zeta_t^T (\tilde{\Sigma}_n)^{-1} \zeta_t}} \right|^2 \geq \tilde{\mathfrak{R}}_{n,\delta} \right), \quad (2.9)$$

for some strictly positive threshold value $\tilde{\mathfrak{R}}_{n,\delta}$.

3 Detection rate of GLRT: known Σ_n

This section is devoted to a treatment of the detection rate of the GLRT, given that Σ_n is known. Section 3.1 addresses this problem in the fixed domain, while Section 3.2 considers the increasing domain. We first define the risk measure that we will consider in the subsequent sections.

Definition 3.1. For any change detection algorithm $\mathfrak{T} \in \{0, 1\}$, the conditional detection error probability (CDEP) of \mathfrak{T} which is denoted by $\varphi_n(\mathfrak{T})$, is defined as

$$\varphi_n(\mathfrak{T}) = \mathbb{P}(\mathfrak{T} = 1 \mid \mathbb{H}_0) + \max_{t \in \mathcal{C}_n} \mathbb{P}(\mathfrak{T} = 0 \mid \mathbb{H}_{1,t}).$$

In words, φ_n is the sum of the false positive rate and the maximal miss detection rate taken over the set of possible change point locations \mathcal{C}_n . Clearly, CDEP hinges on the choices of \mathcal{C}_n – the value of φ_n increases as \mathcal{C}_n becomes a larger proper subset of $\{1, \dots, n\}$. In the following results, we seek for sufficient conditions on the shift value b under which the CDEP of GLRT is bounded above by some small $\delta \in (0, 1)$.

3.1 Detection rate in fixed domain setting

The results below are guaranteed for two common classes of covariance function, one of which admits polynomially decaying and spectral densities, and the other is Gaussian covariance function.

Polynomially decaying spectral density. Let \mathfrak{G} be a one dimensional Gaussian process restricted to $\mathcal{D} = [0, 1]$ with a polynomially decaying spectral density \hat{K} .

Theorem 3.1. Let $\delta \in (0, 1)$. Suppose that \hat{K} admits Assumption 2.1 for some ν and C_K . There exist $\mathfrak{R}_{n,\delta} > 0$ (depending only on n and δ), $n_0 := n_0(K)$ and a positive universal constant C such that if $n \geq n_0$ and

$$|b| \geq Cn^{-\nu} \sqrt{C_K \left(1 + \frac{1}{\nu}\right) \log\left(\frac{n}{\delta}\right)}, \quad (3.1)$$

we have

$$\varphi_n(\mathfrak{T}_{GLRT}) \leq \delta.$$

We make several comments regarding the roles of various quantities embedded in Theorem 3.1.

(a) $\mathfrak{R}_{n,\delta}$ in Theorem 3.1 can be chosen as

$$\mathfrak{R}_{n,\delta} = 1 + 2 \left[\log\left(\frac{4n}{\delta}\right) + \sqrt{\log\left(\frac{4n}{\delta}\right)} \right]. \quad (3.2)$$

- (b) Parameter δ has a logarithmic influence on the minimal detectable b . This is a consequence of applying the classical tail inequalities of χ^2 terms appearing in (2.8), in the procedure of obtaining $\mathfrak{R}_{n,\delta}$.
- (c) The minimal detectable shift is proportional to $\sqrt{C_K}$, as defined in (2.2). Note that C_K is determined by both low frequency and tail behaviour of spectral density via ν . (E.g., for Matern covariance functions given by (2.3), $C_K = \frac{\sqrt{4\pi}\Gamma(\nu+1/2)}{\Gamma(\nu)}\sigma^2(1 \vee d^{2\nu})$). It is easily verifiable by (2.2) that C_K is linearly proportional to $\sqrt{K(0)}$, meaning that C_K also captures the notion of the standard deviation of the observations. Thus, Theorem 3.1 implicitly expresses that change detection is more challenging for Gaussian processes with larger variance.
- (d) Sample size n has two opposing effects on the detection rate. On the one hand, n appearing in the logarithmic function, is closely connected to the size of alternative hypothesis which is determined by $|\mathcal{C}_n| = \mathcal{O}(n)$. On the other hand, the term $n^{-\nu}$ indicates the possibility of small shift detection as more observations are available.

We will see in Section 3.2 that parameters δ , variance of observations and sample size have almost analogous roles in the increasing domain change detection. The main difference between the two asymptotic settings is the role of the decay rate of \hat{K} in fixed domain, which is encapsulated as ν . Note that ν is closely related to the smoothness of \mathfrak{G} with larger values of ν corresponds to smoother Gaussian process in the mean squared sense (cf. [43], Chapter 2). For smooth Gaussian processes, $\mathfrak{G}(t_0)$ can be interpolated using the observations in the vicinity of t_0 with small estimation error. This leads to a simpler shift-in-mean detection for smoother processes. More precisely, as $n \rightarrow \infty$ the lower bound on detectable b , (3.1), vanishes more rapidly for larger ν .

Remark 3.1. We describe the rate of the minimal detectable jump for some specific commonly used classes of spectral densities, all of which satisfy Assumption 2.1.

- (a) *Matern*: For the Matern class with parameters (σ, d, ν) satisfying Assumption 2.1, the smallest detectable shift in mean is $|b| \asymp n^{-\nu} \sqrt{\log(n/\delta)}$.
- (b) *Powered exponential*: For the power exponential class, any jump size of magnitude at least $|b| = \Omega\left(\sqrt{n^{-\beta} \log(n/\delta)}\right)$ is detectable. On the contrary to Matern class, obtaining a closed form for C_K is quite difficult for powered exponential class.
- (c) *Rational spectral densities*: It has been discussed previously that $\hat{K}(\omega) \asymp |\omega|^{-2p}$ as $\omega \rightarrow \infty$ and $\nu = p - 1/2$, revealing that each $|b| = \Omega\left(n^{-(p-1/2)} \sqrt{\log(n/\delta)}\right)$ can be detected with high probability.
- (d) *Triangular*: Since \hat{K} satisfies Assumption 2.1 with $\nu = 1/2$, so any $|b| = \Omega\left(\sqrt{n^{-1} \log(n/\delta)}\right)$ is detectable. Although it needs a great algebraic effort to find C_K , it can be shown easily that $C_K \leq \sigma(2/T + T/2)$.

Gaussian covariance function. The Gaussian covariance function is given by

$$K(r) = \sigma^2 \exp\left[-\frac{1}{2} \left(\frac{r}{\beta}\right)^2\right], \quad \hat{K}(\omega) = \beta \sigma^2 \sqrt{2\pi} \exp\left[-\frac{(\beta\omega)^2}{2}\right]. \quad (3.3)$$

It is widely used in practice for modelling of smooth Gaussian processes, e.g. in [32]. Regarding this choice of covariance, we have the following result:

Theorem 3.2. Let $\delta \in (0, 1)$ and let K is given by (3.3). There are $\mathfrak{R}_{n,\delta} > 0$, $n_0 := n_0(\beta)$, $C_0 := C_0(\beta) > 0$ and a universal constant $C > 0$, such that if $n \geq n_0$ and

$$|b| \geq C \sqrt{\exp\left[-n \log(C_0 n)\right] \log\left(\frac{n}{\delta}\right)}, \quad (3.4)$$

then

$$\varphi_n(\mathfrak{T}_{GLRT}) \leq \delta.$$

Because of the super-exponential decay of Gaussian spectral density, Assumption 2.1 is actually satisfied for any $\nu > 0$. This result shows that it is possible to detect exponentially small jump size b as n increases. Moreover, the result of Theorem 3.2 is also compatible with that of Theorem 3.1, in quantifying precisely the assertion that the smoother the Gaussian process is, the easier it is to detect the presence of the shift in the mean.

3.2 Detection rate in increasing domain setting

Turning now to the increasing domain setting, recall that \mathfrak{G} is assumed to follow the setting described in Section 2.2. We also assume that $\Sigma_n = \mathcal{T}_n(f)$ for some function f satisfying Assumption 2.2.

Theorem 3.3. Let $\delta \in (0, 1)$ and suppose that $\Sigma_n = \mathcal{T}_n(f)$ in which f admits Assumption 2.2 for some positive scalars c and λ . There exist $n_0 \in \mathbb{N}$, $C > 0$ (depending only on c and λ) and $\mathfrak{R}_{n,\delta} > 0$ such that for any $n \geq n_0$, if

$$|b| \geq C \sqrt{f(0) n^{-1} \log \left(\frac{n}{\delta} \right)}, \quad (3.5)$$

then

$$\varphi_n(\mathfrak{T}_{GLRT}) \leq \delta.$$

Some comments are in order. First, the threshold $\mathfrak{R}_{n,\delta}$ in Theorem 3.3 is chosen in exactly the same way as in the fixed domain setting, as given by Eq. (3.2). Second, in contrast to the fixed domain setting, the dependence structure for \mathfrak{G} no longer plays the central role in the characterization of the detection performance. In particular, $f(0)$ is the only factor in (3.5) that captures the correlation in the samples, but this scalar quantity evidently has an insignificant effect: the asymptotic behaviour of GLRT remains the same (up to some constant factor) for different Gaussian processes satisfying Assumption 2.2. A related observation that arises by comparing between (3.1) and (3.5) is that the correlation structure of observations, which is encapsulated into ν or $f(0)$, and the quantities encoding the marginal density information such as n have been completely decoupled in the rate of GLRT in increasing domain. An examination of the proof reveals that the decoupling effect in the increasing domain setting arises due to the short-range correlation assumption ($\text{cov}(X_r, X_s) \rightarrow 0$ polynomially in $|r - s|$). It follows that as n increases the correlation for most pairs of observed sample become negligible.

4 Detection rate of plug-in GLRT

As we have shown in Proposition 2.1, full knowledge of Σ_n is central to computing the generalized likelihood ratio. In practice, the spectral density and covariance function of \mathfrak{G} are not known a priori, and so we take a plug-in approach, by approximating the GLRT method with a covariance estimate Σ_n (see Definition 2.1). This section serves to investigate various ways of constructing plug-in GLRT and assessing its detection performance. We focus only on the fixed domain setting, because the dependence structure underlying the hypothesis plays an important role in determining the detection error rate, as shown in Section 3.2.

Throughout this section, we assume that the covariance function of \mathfrak{G} can be parameterized by a finite number of parameters. Namely, let $K \in \{K(\cdot, \eta) : \eta \in \Omega\}$, where $\Omega \subseteq \mathbb{R}^q$ represents a compact parameter space. We use η and $\tilde{\eta}_m$ to indicate the true parameter of covariance function and its estimate using m regularly spaced samples in \mathcal{D} , respectively. We will consider estimation methods based on maximum likelihood (MLE) [51], weighted local Whittle likelihood [48], averaging quadratic variation [2] and tapered MLE [10]. The detection performance of any plug-in GLRT based detection algorithm will be affected by the accuracy of $\tilde{\eta}_m$ in estimating η .

We assume that $\mathcal{C}_n \subseteq \{k : \alpha n \leq k \leq (1 - \alpha)n\}$. Namely, the Gaussian process is under control for a certain number of observations. The controlled samples before the sudden change, $\mathbf{X}_{\mathcal{B}} := \{X_k : k \leq \alpha n\}$, will be used to estimate η . The parameter estimation stage is typically called the *burn-in* period in the literature.

It is known in the Gaussian processes literature that not all components of η are consistently estimable in the fixed domain setting when the number of the observations in \mathcal{D} grows to infinity — see [50, 51] for further details. In the case of Matern covariance functions (2.3), Zhang [51] showed that neither σ or d are consistently estimable but the quantity σd^ν can be consistently estimated using MLE. The profound reason behind the inconsistency is the existence of a class of mutually absolutely continuous models for \mathfrak{G} which are almost surely impossible to discern by observing one realization of \mathfrak{G} . Strictly speaking, in the generic case for any $\eta \in \Omega$, there exists $\Omega_\eta \subset \Omega$ (which will be referred as the *equivalence class* of η) containing η and some $\eta' \neq \eta$ such that the induced measure of the two zero mean stationary Gaussian processes associated to $K_\eta(\cdot)$ and $K_{\eta'}(\cdot)$ are absolutely continuous with respect to each other. In other words, there is no algorithm to distinguish $\eta, \eta' \in \Omega$ in a same equivalence class. $\tilde{\eta}_m$ is said to be a *weakly consistent estimate of η up to the equivalence class* (or is interchangeably called as consistent estimate of Ω_η), if its distance to Ω_η tends

to zero as sample size grows to infinity, i.e. $\text{dist}(\tilde{\eta}_m, \Omega_\eta) \xrightarrow{\mathbb{P}} 0$. In this section, we shall show that despite the inconsistency in estimating η , plug-in GLRT exhibits an analogous performance as GLRT with fully known covariance function whenever the estimate of η is consistent up to the equivalence class.

4.1 Plug-in GLRT with dense covariance matrix estimate

In this section, the detection rate of plug-in GLRT with dense covariance matrix will be studied. The term “dense” covariance matrix estimate is used in contrast to tapered covariance estimate that we will discuss later. Change detection based on plug-in GLRT is a two stage procedure as follows:

1. Estimate $\eta \in \Omega$ using the set of controlled samples $\mathbf{X}_{\mathcal{B}}$, using methods such as MLE. Then construct the approximated covariance matrix of \mathbf{X} , as $\tilde{\Sigma}_n = [K(\frac{r-s}{n}, \tilde{\eta}_m)]_{r,s=1}^n$ (in which $m := \lfloor \alpha n \rfloor$).
2. Applying the GLRT by plugging $\tilde{\Sigma}_n$ in place of Σ_n into (2.8), as described in Definition 2.1.

Before proceeding further, we state several assumptions regarding $\tilde{\eta}_m$:

Assumption 4.1. There are two non-negative sequences $\{\rho_m\}_{m \in \mathbb{N}}$ and $\{\tau_m\}_{m \in \mathbb{N}}$ such that $\lim_{m \rightarrow \infty} \tau_m = 0$, $\limsup_{m \rightarrow \infty} \rho_m < 1$ and

$$\mathbb{P} \left(\inf_{\tilde{\eta} \in \Omega_\eta} \left\| \frac{\hat{K}(\cdot, \tilde{\eta}_m)}{\hat{K}(\cdot, \tilde{\eta})} - 1 \right\|_\infty \geq \rho_m \right) \leq \tau_m. \quad (4.1)$$

Based upon Assumption 4.1, the smallest sup-norm of relative estimation error of spectral density in Ω_η must remain below 1 with high probability. Roughly speaking, as $\{\rho_n\}_{n \in \mathbb{N}}$ has not been restricted to be a vanishing sequence in Assumption 4.1, inequality (4.1) is imposing a much weaker condition than the sup-norm consistency (in relative error sense) for the estimation of Ω_η . The following result states that under some mild restriction on continuity and differentiability of the spectral density, condition (4.1) is implied by weak consistency of η up to the equivalence class.

Proposition 4.1. Suppose that there is $\nu \in (0, \infty)$ such that for any $\eta \in \Omega$, $\hat{K}(\omega, \eta) \asymp |\omega|^{2\nu+1}$ as $\omega \rightarrow \infty$. Define $\mathfrak{C}_{K,\Omega} : \Omega \mapsto \mathbb{R}$ by $\mathfrak{C}_{K,\Omega}(\eta) := \lim_{|\omega| \rightarrow \infty} \hat{K}(\omega, \eta) |\omega|^{2\nu+1}$. Suppose that $\{\text{dist}(\tilde{\eta}_m, \Omega_\eta)\}_{m \in \mathbb{N}}$ converges in probability to zero for some $\eta \in \Omega$. If,

1. For any $\eta \in \Omega$, $\hat{K}(\omega, \eta)$ is a non-increasing function of ω in $[0, \infty)$
2. For any $\omega \in \mathbb{R}$, $\hat{K}(\omega; \eta)$ is a continuous function of η in Ω
3. $\sup_{\eta \in \Omega} \|\nabla_\eta \log \mathfrak{C}_{K,\Omega}(\eta)\|_{\ell_2} < \infty$

Then,

$$d_{K,\infty}(\tilde{\eta}_m, \Omega_\eta) := \inf_{\tilde{\eta} \in \Omega_\eta} \left\| \frac{\hat{K}(\cdot, \tilde{\eta}_m)}{\hat{K}(\cdot, \tilde{\eta})} - 1 \right\|_\infty \xrightarrow{\mathbb{P}} 0, \quad \text{as } n \rightarrow \infty \text{ (So, } m \rightarrow \infty \text{)}. \quad (4.2)$$

The Proposition 4.1 gives a set of sufficient conditions on \hat{K} under which Assumption 4.1 is valid for a vanishing $\{\rho_m\}_{m=1}^\infty$ if $\tilde{\eta}_m$ converges to some element of Ω_η in probability. Thus, Assumption 4.1 holds even for some inconsistent estimate of η up to equivalence class, i.e. $\text{dist}(\tilde{\eta}_m, \Omega_\eta) \not\xrightarrow{\mathbb{P}} 0$.

Remark 4.1. Note that the conditions in Proposition 4.1 are valid for most of the typical covariance functions in spatial-temporal statistics such as Matern and powered exponential. Specifically, Lemma B.6 shows that the conditions of Proposition 4.1 hold for the following cases:

- (a) (*Matern with known ν*) Let $\Xi \subseteq \mathbb{R}^2$ denote the union of vertical and horizontal axis in plane, i.e. $\Xi = \{(x, y) : x = 0 \text{ or } y = 0\}$. Let $\Omega = \{(d, \sigma) : (d, \sigma) \in \Omega\} \subset (0, \infty)^2$ be a compact set such that $\text{dist}(\Omega, \Xi) > 0$. Suppose $K(r, d, \sigma)$ is the Matern covariance function with a known bounded ν and unknown parameters $\eta = (d, \sigma)$. In this scenario, it is well known that $\Omega_\eta = \{\eta' = (\sigma', d') \in \Omega : \sigma' d'^\nu = \sigma d^\nu\}$ ([51]) and maximizing the full likelihood of $\mathbf{X}_\mathcal{B}$ provides a weak consistent estimate of σd^ν (Theorem 3, [51]). Namely, $\text{dist}(\tilde{\eta}_m, \Omega_\eta) \xrightarrow{\mathbb{P}} 0$ for MLE. Thus, Assumption 4.1 holds for a vanishing sequence $\{\rho_m\}_{m \in \mathbb{N}}$, based upon Proposition 4.1.
- (b) (*Powered exponential with known β*) Again consider a compact set $\Omega \subset \mathbb{R}^2$ by $\Omega = \{\eta = (d, \sigma) : \eta \in \Omega\}$ such that Ω satisfies the exactly same condition as part (a). Let $K(r, \eta)$ be a powered exponential covariance with known $\beta \in (0, 2)$ and unknown η . It can be shown using Lemma B.3 and Yadrenko Theorem (Theorem 4 of [42]) that $\{\eta' = (d', \sigma') : \sigma' d'^{-\beta/2} = \sigma d^{-\beta/2}\} \subset \Omega_\eta$.¹

Wu et al. [48] proposed an algorithm, which can be viewed as a weighted local Whittle likelihood, to estimate the parameters determining the tail behaviour of \hat{K} , in the presence of regularly spaced samples (such as $\mathbf{X}_\mathcal{B}$). Strictly speaking, suppose that there are $c > 0$ and $\theta > 1$ such that $\hat{K}(\omega) \sim c|\omega|^{-\theta}$. Their proposed method optimize an objective function to estimate c for a known θ . According to Theorem 2 of [48], under some conditions on \hat{K} which can be easily verified for powered exponential covariance (See Assumption 1 in [48]), $\tilde{c}_m \xrightarrow{\mathbb{P}} c$. For powered exponential covariance, Lemma B.3 implies that $\theta = 1 + \beta$ and c is in a one to one correspondence to $\sigma d^{-\beta/2}$.

Moreover, Anderes [2] proposed an efficient and consistent estimate of $\sigma d^{-\beta/2}$ based on averaging the quadratic variation of order $p > \beta/2$ of \mathfrak{G} over uniformly spaced samples (cf. Section 3 of [2] for further details). In summary, the proposed algorithms in [2] and [48] give us weakly consistent estimates of $\sigma d^{-\beta/2}$, substantiating the validity of Assumption 4.1 for a vanishing sequence $\{\rho_m\}_{m \in \mathbb{N}}$.

Now we turn to state the main result of this section regarding the rate of the plug-in GLRT for an estimation algorithm satisfying Assumption 4.1.

Theorem 4.1. Let $\delta \in (0, 1)$. Suppose that \hat{K} satisfy Assumption 2.1 for some ν and C_K . Assume that Ω_η , $\hat{K}(\cdot, \eta)$ and $\hat{K}(\cdot, \tilde{\eta}_m)$ satisfy Assumption 4.1. There are finite scalar $\mathfrak{B} > 1$ (depending on K and Ω), scalar γ_0 satisfying $\limsup_{m \rightarrow \infty} \rho_m < \gamma_0 < 1$, a universal constant $C > 0$, $n_0 \in \mathbb{N}$ and threshold level $\mathfrak{R}_{n, \delta} > 0$ such that for any $n \geq n_0$,

$$\varphi_n(\tilde{\mathfrak{T}}_{GLRT}) \leq \delta + 2\tau_m,$$

whenever

$$|b| \geq Cn^{-\nu} \left(\frac{\mathfrak{B}}{1 - \frac{\rho_m}{\gamma_0}} \right)^{3/2} \sqrt{C_K \left(1 + \frac{1}{\nu} \right) \log \left(\frac{n}{\delta} \right)}. \quad (4.3)$$

Remark 4.2. The threshold value for the plug-in GLRT in Theorem 4.1 is chosen as

$$\mathfrak{R}_{n, \delta} = \frac{\mathfrak{B}}{1 - \frac{\rho_m}{\gamma_0}} \left[1 + 2 \left(\log \left(\frac{2n}{\delta} \right) + \sqrt{\log \left(\frac{2n}{\delta} \right)} \right) \right]. \quad (4.4)$$

For brevity the dependency on ρ_m , \mathfrak{B} and γ_0 has been dropped in the threshold value.

Since $\{\tau_k\}_{k \in \mathbb{N}}$ is a vanishing sequence and $m = \lfloor \alpha n \rfloor$ is an increasing function of n , $(\delta + 2\tau_m)$ lies in the vicinity of δ for large n . Namely, the risk of the plug-in GLRT remains below $3\delta/2$ for large enough n . It is worthwhile to mention that even the universal constant C in Theorem 4.1 is the same as the previously introduced universal constant in Theorem 3.1. It is clear from comparison between (3.1) and (4.3) that the

¹According to the claim from Exercise 16 in page 127 of [43] and Lemma B.3, powered exponential covariance function satisfies the conditions of Yadrenko Theorem.

main cost of approximating GLRT is the factor $\mathfrak{B}^{3/2} (1 - \rho_m/\gamma_0)^{-3/2}$ appearing in the detection rate of plug-in GLRT. Note that there is a finite constant \mathfrak{B}' greater than this factor since \limsup of $\{\rho_m\}_{m=1}^\infty$ is strictly less than γ_0 . Thus, estimating η scales the detection rate of GLRT up to some constant. In other words, there are situations in which even an inconsistent estimate of η (up to the equivalence class) does not have a drastic effect on the detection performance of the GLRT. The most interesting aspect of Theorem 4.1 is perhaps that if some consistent estimate of Ω_η is available then regardless of its rate, the plug-in GLRT has asymptotically the same rate as the GLRT with fully known covariance function.

4.2 Plug-in GLRT with tapered covariance matrix estimate

Plug-in method using dense covariance matrix estimate has a computational disadvantage – the computational cost for estimation and handling the likelihood rapidly increases with the matrix size. Covariance matrix tapering is a common approach to alleviate this difficulty.

To introduce tapering, let $\{f_\varepsilon(\cdot)\}_{\varepsilon \in \mathcal{I}}$ be a class of isotropic correlation functions of compact support parametrized by $\varepsilon \in \mathcal{I}$. Namely, for each $\varepsilon > 0$ such that $f_\varepsilon(r) = 0$ for any $r \geq \varepsilon$. For instance, we give explicit formula of two classes of tapered functions known as *Wendland tapers* ([47]) parametrized by $\mathcal{I} = (0, \infty)$:

$$f_\varepsilon(r) = \left(1 - \frac{r}{\varepsilon}\right)_+^4 \left(1 + \frac{4r}{\varepsilon}\right), \quad f_\varepsilon(r) = \left(1 - \frac{r}{\varepsilon}\right)_+^6 \left(1 + \frac{6r}{\varepsilon} + \frac{35r^2}{3\varepsilon^2}\right). \quad (4.5)$$

We will come back to these taper functions in Section 7. For more examples of Wendland tapers, see Table I of [47]. For any $\varepsilon \in \mathcal{I}$, the *tapered covariance function*, $K_{\text{tap}}(\cdot, \eta, \varepsilon)$, associated to f_ε and K is given by

$$K_{\text{tap}}(r, \eta, \varepsilon) = K(r, \eta) f_\varepsilon(r).$$

Now suppose that $(0, 1] \subseteq \mathcal{I}$ and choose two pre-specified parameters $\varepsilon_1, \varepsilon_2 \in \mathcal{I}$ such that $\varepsilon_1 \in (0, \alpha)$ and $\varepsilon_2 \in (0, 1)$. The first objective is to estimate $\eta \in \Omega$ given controlled observations, $\mathbf{X}_\mathcal{B}$. Recall that $\mathbf{X}_\mathcal{B} = \{\mathfrak{G}(t_k) : t_k \leq \alpha\}$ in which $t_k = k/n$, $k = 1, \dots, n$. The tapered covariance matrix of $\mathbf{X}_\mathcal{B}$ associated to taper function f_{ε_1} is defined as $\Sigma_{\text{tap}, m}(\eta, \varepsilon_1) = [K_{\text{tap}}(\frac{r-s}{n}, \eta, \varepsilon_1)]_{r,s=1}^m$. Note that $\Sigma_{\text{tap}, m}(\eta, \varepsilon_1)$ has a high fraction of zero entries as $\varepsilon_1 \leq \alpha$. The tapered MLE of η minimizes the negative log-likelihood associated to $\Sigma_{\text{tap}, m}(\cdot, \varepsilon_1)$ with respect to $\eta \in \Omega$. That is,

$$\tilde{\eta}_{m, \text{tap}} = \arg \min_{\eta \in \Omega} \mathbf{X}_\mathcal{B}^T (\Sigma_{\text{tap}, m}(\eta, \varepsilon_1))^{-1} \mathbf{X}_\mathcal{B} + \log \det (\Sigma_{\text{tap}, m}(\eta, \varepsilon_1)). \quad (4.6)$$

For brevity, we will drop the dependence to ε_1 in $\tilde{\eta}$. The rich literature on fast and efficient operations on sparse and banded matrices, e.g. inverting and computing the determinant, significantly reduces the computational cost of $\tilde{\eta}_{m, \text{tap}}$ comparing to full MLE. Tapering can not only accelerate estimating η , but also finding the largest generalized likelihood ratio over \mathcal{C}_n . Strictly speaking, given $\tilde{\eta}_{m, \text{tap}}$ and ε_2 , we approximate the GLRT using (2.9), in which $\tilde{\Sigma}_n = [K_{\text{tap}}(\frac{r-s}{n}, \tilde{\eta}_{m, \text{tap}}, \varepsilon_2)]_{r,s=1}^n$ represents the tapered estimate of the covariance matrix of \mathbf{X} associated to $\tilde{\eta}_{m, \text{tap}}$ and ε_2 . We would like to highlight that for having more flexibility the two taper parameters, ε_1 and ε_2 , are not assumed to be identical. For instance, if $\alpha = 0.1$, one can select $\varepsilon_1 = 0.05$ and $\varepsilon_2 = 0.5$.

For the rest of this section, our theory will be restricted to the Matern class of covariance matrices, i.e., those that are given by Eq. (2.3). Extending the theory to a broader class of covariance functions is beyond the scope of this paper. In addition to the Matern assumption, we impose the following conditions on f_{tap} .

Assumption 4.2. The following conditions hold on \hat{K} and \hat{f}_{tap} .

- (a) \hat{K} is the Matern spectral density with parameters (known) ν and $\eta = (\sigma, d)$ and there are constants $M \in (0, \infty)$ and $\varsigma > (1 - \nu) \vee 1/2$ such that

$$\hat{f}_{\text{tap}}(\omega) \leq M (1 + \omega^2)^{-(\nu + \varsigma + 1/2)}, \quad \forall \omega \in \mathbb{R}. \quad (4.7)$$

(b) Define $d_{K,\infty}(\tilde{\eta}_{m,\text{tap}}, \Omega_\eta) := \inf_{\tilde{\eta} \in \Omega_\eta} \left\| \frac{\hat{K}(\cdot, \tilde{\eta}_{m,\text{tap}})}{\hat{K}(\cdot, \eta)} - 1 \right\|_\infty$. There are non-negative vanishing sequences $\{\rho_m\}_{m \in \mathbb{N}}$ and $\{\tau_m\}_{m \in \mathbb{N}}$ such that

$$\mathbb{P}(d_{K,\infty}(\tilde{\eta}_{m,\text{tap}}, \Omega_\eta) \geq \rho_m) \leq \tau_m. \quad (4.8)$$

Remark 4.3. The condition (a) in Assumption 4.2 on the decay rate of \hat{f}_{tap} is exactly same as A3 in [10]. Analogous conditions on taper function have been considered in [12, 25]. It is known that (4.7) holds for some well-known tapers such as Wendland tapers which are given in (4.5). Furrer et al. [12] showed that right and left hand side tapers in (4.5) satisfy condition (a) when $\nu \in (0, 1)$ and $\nu \in (0, 2)$, respectively.

Remark 4.4. For Matern class, the developed theory in Du et al. [10] (Theorem 5) and Kaufman et al. [25] (Theorem 2) shows that $\text{dist}(\tilde{\eta}_{m,\text{tap}}, \Omega_\eta) \xrightarrow{\mathbb{P}} 0$ (as m tends to infinity) whenever \hat{f}_{tap} satisfies (4.7). Now recall Ξ from Remark 4.1 and suppose that

(c) Ω is a compact subset of $(0, \infty)^2$ with $\text{dist}(\Omega, \Xi) > 0$.

Imposing this new restriction on Ω , it is simple to show using Proposition 4.1 and Lemma B.6 that (b) in Assumption 4.2 automatically holds. Thus the condition (b) in Assumption 4.2 can be substituted by (c).

We are ready to state our result on the detection rate of the plug-in GLRT with a tapered covariance estimate:

Theorem 4.2. Let $\delta \in (0, 1)$. Suppose that \hat{K} , \hat{f}_{tap} and Ω satisfy Assumption 4.2. There are universal constants $\gamma_0 \in (0, 1)$ and $C > 0$, finite scalar $\mathfrak{B} > 1$ (depending on \hat{K} , Ω and \hat{f}_{tap}), $n_0 \in \mathbb{N}$ and threshold level $\mathfrak{R}_{n,\delta}$ such that for any $n \geq n_0$,

$$\varphi_n(\tilde{\mathfrak{T}}_{GLRT}) \leq \delta + 2\tau_m,$$

whenever,

$$|b| \geq Cn^{-\nu} \left(\frac{\mathfrak{B}}{1 - \rho_m} \right)^{3/2} \sqrt{C_K \left(1 + \frac{1}{\nu} \right) \log \left(\frac{n}{\delta} \right)}. \quad (4.9)$$

Remark 4.5. The critical value of tapered plug-in GLRT in Theorem 4.2 is given by (4.4). The only difference with the case of dense plug-in GLRT is the choice of \mathfrak{B} .

As in Theorem 4.1, the constant C appearing in Theorem 4.2 has the same value as the formerly introduced universal constant in Theorem 3.1. Again the rate of the plug-in GLRT with tapered covariances is asymptotically the same as GLRT with known parameters. The scalar \mathfrak{B} in the detection rate of the tapered plug-in GLRT has a larger value than that of plug-in GLRT with a dense covariance. We conclude this section by giving a natural interpretation of why \mathfrak{B} in (4.9) is bigger than that of (4.3). In contrast to plug-in GLRT with dense covariances, the plug-in GLRT with tapered covariance and the exact GLRT are not the same test even for a perfect estimate of η , i.e. $\tilde{\eta}_m = \eta$ almost surely. In other words, apart from the estimation error of η , there is also an approximation error in computing Σ_n which is directly related to the usage of a taper function.

5 Detection rate of CUSUM

In this section we revisit the classical CUSUM test and present several results regarding its detection rate in both asymptotic settings. These results should be contrasted with our earlier theorems on the performance of the proposed exact and plug-in GLRT tests, and highlight the need for accounting for the dependence structures underlying the data, especially in the fixed domain setting. In the following, Theorem 5.1 introduces sufficient condition on $|b|$ under which CUSUM can distinguish null and alternative hypotheses with high probability. Theorem 5.2 studies the performance of CUSUM in the increasing domain setting.

Theorem 5.1. Let $\delta \in (0, 1)$, $\alpha \in (0, 1/2)$ and $\mathcal{C}_n = [\alpha n, (1 - \alpha)n]$. Suppose that $\|K\|_1 < \infty$ and $\|\hat{K}'\|_\infty < \infty$. There are $\mathfrak{R}_{n,\delta} > 0$, a universal constant $C > 0$ and $n_0 := n_0(\delta, \alpha)$ such that if $n \geq n_0$ and

$$|b| \geq C \sqrt{\frac{\log\left(\frac{2n}{\delta}\right)}{\alpha(1-\alpha)}}, \quad (5.1)$$

then,

$$\varphi_n(\mathfrak{T}_{CUSUM}) \leq \delta.$$

The risk of fixed domain-CUSUM has been controlled from above under mild conditions on K , which holds true for all considered examples of covariance functions in this paper. It is indeed obvious from the following inequality that K satisfies the assumptions in Theorem 5.1 if $a(r) := rK(r)$ is absolutely integrable:

$$\|\hat{K}'\|_\infty = \sup_{\omega \in \mathbb{R}} \left| \int_{-\infty}^{\infty} a(r) e^{-j\omega r} dr \right| \leq \int_{-\infty}^{\infty} |rK(r)| dr.$$

The main feature of the above theorem is the sufficient condition that the jump size increases (at the order of $\log n$ at least) in order to have an upper bound guarantee on the detection error. Although we do not have a proof that this sufficient condition is also necessary, our result suggests that the CUSUM test is *inconsistent* in the fixed domain setting: the detection error may not vanish as data sample size increases, when the jump size is a constant. This statement is in fact verified by simulations. By contrast, we have shown earlier that using the GLRT based approach, we can guarantee the detection error to vanish as long as the jump size is either constant or (better yet) bounded from below by a suitable vanishing term.

Remark 5.1. Let us give a qualitative argument for the inconsistency of the CUSUM test in the fixed domain setting. Suppose that b tends to zero as $n \rightarrow \infty$. Define

$$U_t := \sqrt{\frac{t(n-t)}{n}} \left[\frac{1}{n-t} \sum_{k=t+1}^n X_k - \frac{1}{t} \sum_{k=1}^t X_k \right].$$

The expected value of U_t is zero, under the null hypothesis and for any t . Regardless of the existence of a shift in the mean, the standard deviation of U_t remains the same. A careful look at the proof of Theorem 5.1 reveals that the smallest value of the standard deviation of U_t over $t \in \mathcal{C}_n$ is order \sqrt{n} . Moreover, if there is a shift in the mean occurring at the change point $\bar{t} \in \mathcal{C}_n$, then the expected value of $U_{\bar{t}}$ is given by $b\sqrt{\bar{t}(n-\bar{t})}/n = \mathcal{O}(b\sqrt{n})$ (Recall that $\alpha n \leq \bar{t} \leq (1-\alpha)n$). Generally speaking, as the mean of U_t under the null hypothesis, denoted by $\mathbb{E}(U_t | \mathbb{H}_0)$, is zero for any $t \in \mathcal{C}_n$, the CUSUM test cannot distinguish between the null and the alternative (even for large sample size), since

$$\left| \frac{\mathbb{E}(U_{\bar{t}} | \mathbb{H}_1)}{\sqrt{\text{var}(U_{\bar{t}})}} \right| = \mathcal{O}\left(\frac{b\sqrt{n}}{\sqrt{n}}\right) = \mathcal{O}(b) \rightarrow 0, \quad \text{as } n \nearrow \infty.$$

Here, $\mathbb{E}(U_{\bar{t}} | \mathbb{H}_1)$ represents the expected value of U_t under the alternative. This suggests that regardless of the sample size, the CUSUM test cannot detect the existence of a small shift in the mean in the fixed domain setting.

Remark 5.2. The threshold value of the CUSUM test in Theorem 5.1 is given by $\mathfrak{R}_{n,\delta} = \sqrt{2n \log\left(\frac{2n}{\delta}\right)}$. Comparing $\mathfrak{R}_{n,\delta}$ with the critical values of formerly studied tests in Remarks 3.2, 4.2 and 4.5, reveals an immense gap between critical value of CUSUM and those of GLRT or plug-in GLRT.

The situation with the increasing domain setting drastically changes in favor of the CUSUM test, as demonstrated by

Theorem 5.2. Let $\delta \in (0, 1)$, $\vartheta > 0$ and $\mathcal{C}_n = [\alpha n, (1 - \alpha)n]$. Assume that f satisfies Assumption 2.2 for some c and λ . There are $n_0 = n_0(f, \vartheta)$ and universal constant $C(\lambda, c) > 0$, such that if $n \geq n_0$ and

$$|b| \geq C \sqrt{\frac{(1 + \vartheta) f(0)}{n\alpha(1 - \alpha)} \log\left(\frac{n}{\delta}\right)}, \quad (5.2)$$

then

$$\varphi_n(\mathfrak{T}_{CUSUM}) \leq \delta.$$

By comparing between Theorems 3.3 and 5.2, it is clear that the CUSUM test exhibits a similar detection performance as the GLRT test in the increasing domain setting. In fact, we will show in the next section that both tests achieve minimax optimality in that setting. However, according to the numerical studies, using GLRT slightly improve the detection performance comparing to CUSUM, especially in the presence of strong long range dependence. Thus, in practice, one can afford to ignore the covariance structure of \mathfrak{G} in the increasing domain setting, and due to its simplicity, CUSUM is to be preferred.

6 Minimax lower bound on detection rate

In this section, we establish minimax lower bounds on the detectable jump in the mean of \mathfrak{G} . Theorem 6.1 shows that the obtained rate for GLRT and plug-in GLRT (Theorems 3.1, 4.1 and 4.2) are nearly optimal (up to some logarithmic term in n) for rational spectral densities. Section 6.2 demonstrates the near minimax optimality of the GLRT and CUSUM algorithms in increasing domain setting.

6.1 Lower bound in the fixed domain

We first formally introduce the class of spectral densities that we consider in this section. While the following conditions on \hat{K} are more restrictive than Assumption 2.1, it still provides a rich class of commonly used spectral densities.

Assumption 6.1. There are constants $p \in \mathbb{N}$ and $\beta \in (1/2, \infty)$ such that

1. $\lim_{\omega \rightarrow \infty} \hat{K}(\omega) |\omega|^{2p}$ exists and $C'_K := \lim_{\omega \rightarrow \infty} \hat{K}(\omega) |\omega|^{2p} \in (0, \infty)$.
2. $\limsup_{\omega \rightarrow \infty} \left| \left(\frac{\hat{K}(\omega) |\omega|^{2p}}{C'_K} - 1 \right) \omega^\beta \right| < \infty$.

Generally speaking, Assumption 6.1 contains the class of spectral densities $\hat{K}(\omega)$ for which there is some $p \in \mathbb{N}$ such that $\hat{K}(\omega) \asymp |\omega|^{-2p}$ as ω tends to infinity. Note that the second condition in Assumption 6.1 is of theoretical purposes and does not have a simple qualitative interpretation. It can be observed that Assumption 6.1 excludes any $\hat{K}(\omega)$ satisfying Assumption 2.1 with $(\nu + 1/2) \notin \mathbb{N}$. For instance, Assumption 6.1 does not hold for Matern covariance functions with $(\nu + 1/2) \notin \mathbb{N}$.

Remark 6.1. Here, we name some class of spectral densities satisfying Assumption 6.1.

- (a) Let \mathfrak{V} stand for the class of rational spectral densities. Simple calculations show that any $\hat{K} \in \mathfrak{V}$ (See (2.4)) admits Assumption 6.1 with $C'_K = \lambda$, $\beta = 1$ and $p = \deg(Q_d) - \deg(Q_n) \in \mathbb{N}$. Moreover, \hat{K} satisfies Assumption 2.1 with $\nu = p - 1/2$.
- (b) A salient class of spectral densities satisfying Assumption 6.1 are the Matern covariance functions with $p := (\nu + 1/2) \in \mathbb{N}$. Note that for any \hat{K} of this form, the covariance function is given by $K(r) = Q(|r|) e^{-d|r|}$, where $Q(\cdot)$ is a polynomial of degree $p - 1$. Although this class of spectral densities is a subclass of \mathfrak{V} , it has been considered separately due to its role in spatial statistics.

We add that the class of spectral densities for which Assumption 6.1 holds is much larger than \mathfrak{V} . $\hat{K}(\omega) = (\omega^2 + |\omega|^\nu + 1)^{-1}$ with $\nu \in (0, 3/2)$ is another example of such spectral densities.

Theorem 6.1. Let $\delta \in (0, 2)$ and assume that Assumption 6.1 holds for K . Consider the problem (2.7) in which $\text{cov}(\mathbf{X}) = [K(\frac{r-s}{n})]_{r,s=1}^n$. There are positive scalars \bar{C}_K and $n_0 := n_0(K)$ such that if $n \geq n_0$ and

$$|b| \leq \bar{C}_K n^{-p+1/2} \sqrt{\log\left(\frac{1}{\delta(2-\delta)}\right)}, \quad (6.1)$$

then for any test \mathfrak{T} ,

$$\varphi_n(\mathfrak{T}) \geq \delta.$$

Remark 6.2. Recalling the results in Sections 3 and 4, Theorem 6.1 establishes near minimax optimality of the GLRT with known covariance structure and plug-in GLRT for the class of spectral densities considered in Remark 6.1. Strictly speaking, under the fixed domain setting, there is a gap of order $\sqrt{\log n}$ between (6.1) and the detection rate of formerly studied detection algorithms. Although we do not have a proof to establish the near minimax optimality of the GLRT and plug-in GLRT for spectral densities satisfying Assumption 2.1, our conjecture is that Theorem 6.1 can be extended to this broader class.

6.2 Lower bound in the increasing domain setting

Turning to the increasing domain setting, we give a condition on jump size $|b|$ according to which no algorithm in the increasing domain can properly detect the existence of a shift in the mean. Unlike Section 6.1, there is no distinction between the assumptions used to obtain the minimax lower bound and Assumption 2.2. As we mentioned previously, the succeeding result establishes the minimax optimality (up to some order $\log n$ term) of both CUSUM and GLRT in the increasing domain setting.

Theorem 6.2. Let $\delta \in (0, 2)$, $\vartheta > 0$ and $\mathcal{C}_n = [\alpha n, (1-\alpha)n]$. Suppose that $\Sigma_n = \mathcal{T}_n(f)$ in which f satisfies Assumption 2.2. There are $n_0 := n_0(f, \vartheta)$ and a universal constant $C > 0$ such that if $n \geq n_0$ and

$$|b| \leq C \sqrt{\frac{(1+\vartheta)f(0)\log\left(\frac{1}{\delta(2-\delta)}\right)}{\alpha n}},$$

then for any test \mathfrak{T} ,

$$\varphi_n(\mathfrak{T}) \geq \delta.$$

7 Simulation study

To illustrate the performance of the proposed shift-in-mean detection algorithms, we conduct a set of controlled simulation studies for verifying the results in Sections 3, 4 and 5. Our goals are two-fold:

- (a) comparing the performance of the GLRT based algorithms with the standard CUSUM test.
- (b) assessing the sensitivity of algorithm (2.9) to the parameters of the covariance function and tapering of Σ_n .

In all the numerical studies in this section we fix $n = 500$ and $\alpha = 0.1$. We emphasize again that in the fixed domain regime, \mathfrak{G} is a Gaussian process in $[0, 1]$ which is observed at regularly spaced samples, $\mathcal{D}_n = \{k/n\}_{k=1}^n$.

The area under the receiver operating characteristic (ROC) curve, which will be referred as AUC, is a standard way for assessing the performance of a test. The ROC curve plots the power against the false alarm probability. Since the ROC curve is confined in the unit square, the AUC ranges in $[0, 1]$. The ROC curve of

a test based on pure random guessing is the diagonal line between origin and $(1, 1)$ and so the AUC of any realistic test is at least 0.5.

The subsequent figures in this section exhibit empirical AUC versus b . For a fixed value of b , covariance function K and a detection algorithm \mathfrak{T} , we apply the following method to compute the AUC of \mathfrak{T} :

1. Set $T_1 = 500$ and $T_2 = 50$.
2. For $k = 1$ to T_2 repeat independently
 - (a) For $\ell = 1$ to T_1 repeat independently
 - i. Choose $p \in \{0, 1\}$ with equal probability which denotes null or alternative hypotheses. Thus, approximately $T_1/2 = 250$ experiments correspond to both null and alternative.
 - ii. If $p = 0$, generate zero mean $X \in \mathbb{R}^n$ according to covariance function K . That is, X are sampled from a Gaussian process with no abrupt shift in mean. Otherwise, choose $t \in [\alpha n, (1 - \alpha)n] = \{50, 51, \dots, 450\}$ uniformly at random (recall that t represents the location of the mean shift) and generate $X \in \mathbb{R}^n$ according to $\mathbb{H}_{1,t}$.
 - iii. Compute \mathfrak{T} score.
 - (b) Numerically obtain the ROC curve of \mathfrak{T} based upon T_1 experiments in part i.
 - (c) Given the ROC curve, compute AUC_k using trapezoidal integration method.
3. Compute the average AUC by $\overline{AUC} = \frac{1}{T_2} \sum_{k=1}^{T_2} AUC_k$.

The first simulation study aims to compare CUSUM and GLRT based algorithms and assess the role of smoothness and other parameters of K in the performance of the GLRT. K is set to be a Matern covariance function, where ν is chosen from $\{0.5, 1, 1.5\}$ and $\eta = (\sigma, d) = (1, 2)$. As customary in the spatial statistics literature, we assume that ν is known. In order to evaluate the sensitivity of the GLRT to unknown η , we compare the GLRT for which η is known and plug-in GLRT with a dense covariance matrix in which η is estimated using full MLE. Due to the low dimensionality of unknown parameters, the most effective way to estimate η is to apply brute force grid search over a pre-specified set \mathcal{P} . Here, we choose $\mathcal{P} = \{0.2, 0.4, \dots, 2\} \times \{0.1, 0.2, \dots, 4\}$. The final results of this numerical study is exhibited in Figure 1. We observe the following:

- GLRT and plug-in GLRT have a significantly better detection performance than CUSUM. This performance improvement is more pronounced for smoother covariance function (larger ν). In particular, the CUSUM is completely impractical for detection of an small change when $\nu = 1$ or 1.5.
- In each panel of Figure 1, the GLRT has a slightly larger AUC than that of plug-in GLRT. Thus, Figure 1 verifies the existence of a small gap between the smallest detectable jump of GLRT and plug-in GLRT (with dense covariance) for polynomially decaying \hat{K} . Note that this fact can also be observed by comparing (3.1) and (4.3). In short, having full knowledge of η slightly improves the detection performance and so our proposed detection algorithm is robust to the estimation error of the unknown parameters of K .
- Comparing the range of b in each panel of Figure 1 discloses that more rapid decay of $\hat{K}(\omega)$ can remarkably decrease the smallest detectable jump. This observation substantiates the role of ν in the theory established in Sections 3 and 4.

Next, we implement a simulation study to examine how covariance matrix tapering impacts the capability of the GLRT algorithm in detecting a sudden change, and to validate the theoretical results in Section 4.2. We consider two Wendland tapers (cf. (4.5)) and restrict the simulation study to Matern covariance functions of parameters $\eta = (1, 2)$ and $\nu = 0.5$ or 1. For simpler referencing, we refer to the taper functions in the left and right hand side of (4.5) as Wendland of type 1 and 2, respectively. Recalling that ε_1 represents

the tapering parameter in the estimation phase of the plug-in GLRT with tapered covariances (estimating unknown parameters of K), and ε_2 denotes the tapering parameter in the detection phase. We fix $\varepsilon_1 = 0.5$ and choose ε_2 from set $\{0.2, 0.5, 1\}$. The results of this simulation study are summarized in Figures 2 and 3.

It is apparent from Figure 2 that for small ν , the plug-in GLRT with tapered covariances algorithm is robust against the choice of ε_2 . An analogous simulation study, which is not presented due to the lack of space, shows the insensitivity of this method to the choice of ε_1 . However, Figure 3 suggests that the algorithm is more sensitive to the choice of tapering parameters in the case of smoother covariance functions. Furthermore, juxtaposing Figure 1 and Figures 2-3 reveals that both plug-in GLRT approaches exhibit an analogous behaviour. Namely, the performance of the GLRT based change detection algorithms is robust against different techniques of estimating parameters of K .

Finally, we compare the performance of the GLRT with known parameters and the CUSUM in the increasing domain setting. Recalling from Theorems 3.3 and 5.2, these two methods have analogous asymptotic rates. Let $\eta = (1, 2)$ and $\lambda = 0.5$. In the left panel of Figure 4, we choose an exponentially decaying covariance function by $K(r) = \sigma^2 \exp(-|r|/d)$. That is Σ_n has exponentially decaying off-diagonal entries. However, in the right panel, the chosen covariance function has a polynomially decaying tail which is given by $K(r) = \sigma^2 (1 + |r|/d)^{-(1+\lambda)}$. In the latter case, Σ_n has heavier off-diagonal terms. Note that Assumption 2.2 is satisfied in either of the two cases. It is evident from Figure 4 that the GLRT exhibits a slightly better performance than the CUSUM, and the gap between the two AUC curves is more visible in the case of polynomially decaying covariance function. Thus, we still recommend the use of GLRT in the presence of strong correlation among samples in applications described by the increasing domain regime.

8 Discussion

As indicated in the Introduction, the comprehensive analysis of the detection of shift-in-mean of a Gaussian process in the fixed domain regime has remained relatively unexplored. However, the considered model in (1.1) is only one of several plausible scenarios which should be subject to more thorough investigation. We note that the probabilistic model of \mathfrak{G} can be extended in some possible ways for future research.

- (a) Here we deal with a single abrupt change in $\mathbb{E}\mathfrak{G}$. However, we believe that our techniques can be extended to rigorously formulate the minimax optimal rate of the GLRT and plug-in GLRT for detecting multiple shifts in $\mathbb{E}\mathfrak{G}$.
- (b) Recently, Ivanoff et al. [23] studied the problem of *change-set* detection in two dimensional Poisson processes. Specifically, \mathfrak{G} is a Poisson process in \mathbb{R}^2 and there are scalars $\mu_0 \neq \mu_1$ and $\Omega \subset \mathbb{R}^2$ such that the intensity of \mathfrak{G} can be formulated by

$$\mathbb{E}\mathfrak{G}(s) = \mu_0 \mathbb{1}_{s \in \Omega} + \mu_1 \mathbb{1}_{s \notin \Omega}, \quad s \in \mathbb{R}^2. \quad (8.1)$$

The objective is to detect Ω as well as possible based on observation of \mathfrak{G} . However, a comprehensive study of minimax optimal change-set detection methods for multi-dimensional Gaussian processes remains unavailable. This problem has numerous real world applications in, e.g., environmental science and forestry. Note that the fixed domain setting is the natural way to study asymptotic behaviour of algorithms regarding spatial processes. So, this paper can provide valuable intuition about the minimax rate of change-set detection in Gaussian spatial processes. We expect that aside from the sample size and smoothness of the covariance functions, the geometric properties of change-sets will have a crucial role in the design and analysis of detection algorithms.

Appendices

Appendix A contains the proofs of the main results in Sections 2-6. Appendix B states and proves the technical results required in the proofs of the main results. In addition, Appendix C establishes properties

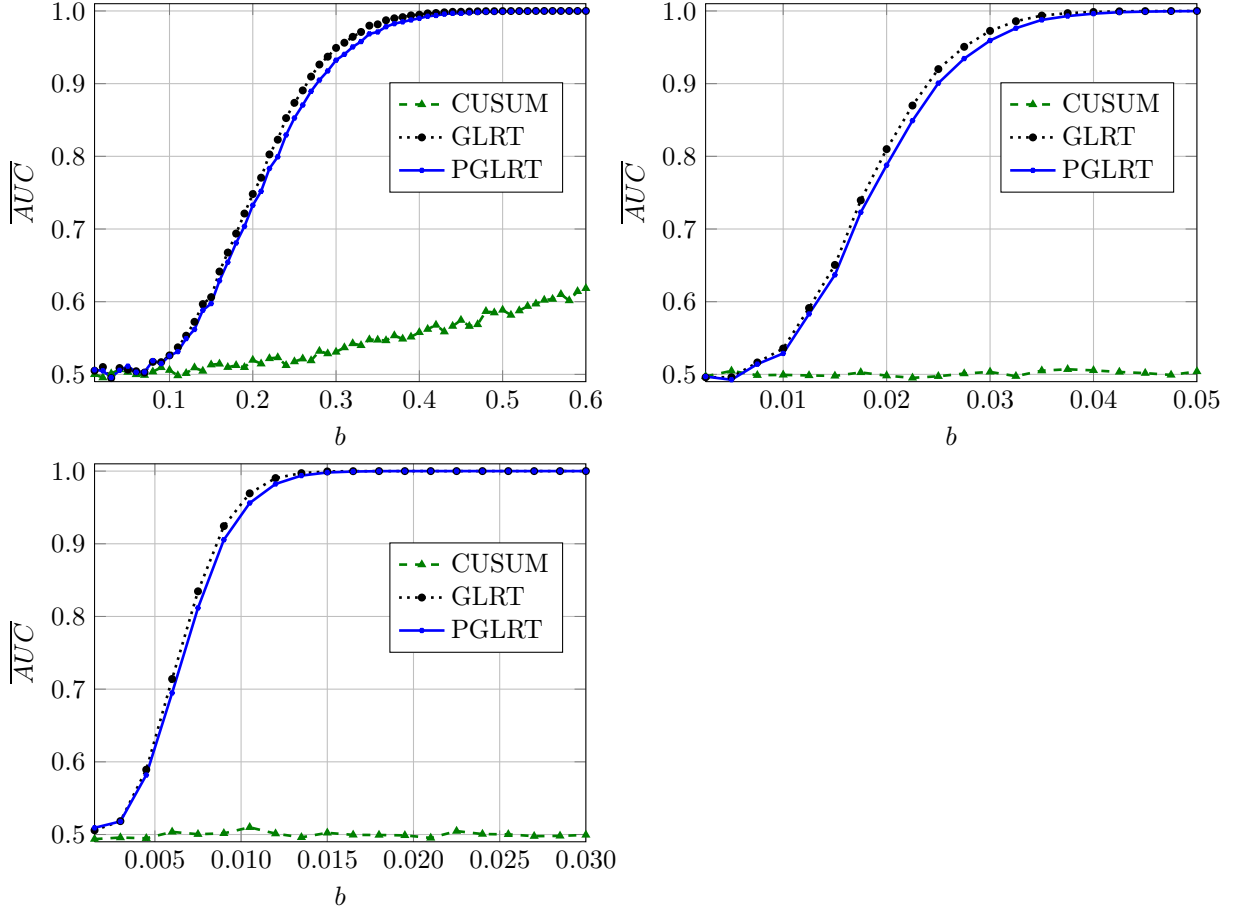


Figure 1: The above figures assess the performance of fixed domain detection algorithms when $\hat{K}(\cdot)$ is Matern with parameters (ν, σ, d) as described in (2.3). From left to right then from top to bottom, $(\nu, \sigma, d) = (0.5, 1, 2), (1, 1, 2), (1.5, 1, 2)$. In each panel horizontal axis displays jump value b and the three curves (dashed black, solid blue and green) respectively exhibit AUC of GLRT with known covariance structure, plug in GLRT (PGLRT) using full MLE and CUSUM.

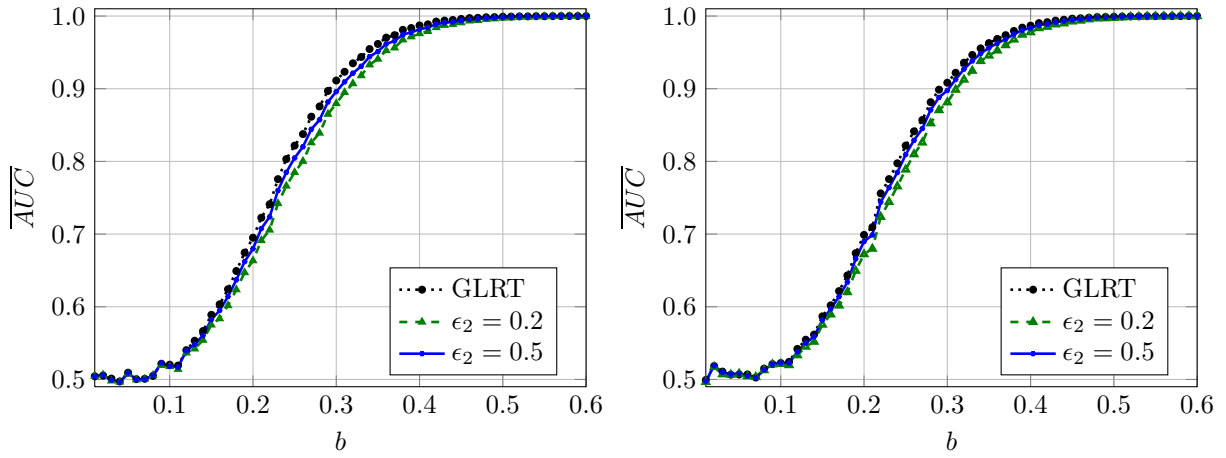


Figure 2: The above figure studies the role of tapering in the performance of the plug-in GLRT, when the covariance function is Matern with $\nu = 0.5$ (assumed to be known) and $\eta = (1, 2)$. We have chosen type 1 and 2 Wendland tapers in the left and right panels, respectively. For estimating η , we use a tapered MLE with $\varepsilon_1 = 0.5$. In each panel the horizontal axis displays the jump value b and the three curves (dashed black, solid blue and green) respectively exhibit the AUC of the plug-in GLRT with $\varepsilon_2 = 1, 0.5$ and 0.2 .

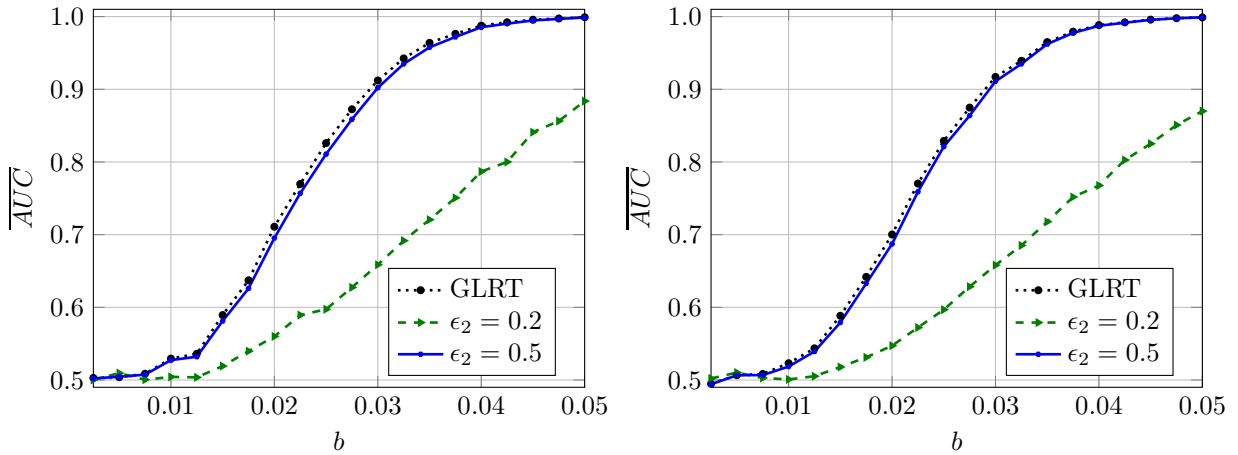


Figure 3: The above figure is obtained under the same setup as discussed in Figure 2, except now $\nu = 1$.

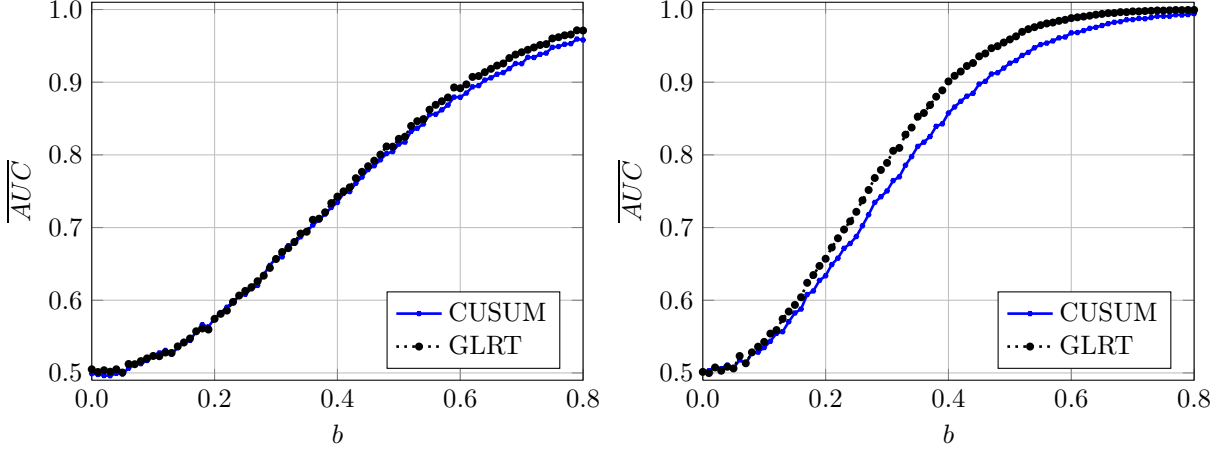


Figure 4: The above figure assesses the performance of increasing domain detection algorithms. In each panel the horizontal axis displays the jump value b and the two curves (dashed black and solid blue) respectively exhibit the AUC of the GLRT with known covariance structure and CUSUM. In the right panel, we choose $K(r) = \sigma^2 (1 + |r|/d)^{-(1+\lambda)}$ in which $(\sigma, d) = (1, 2)$ and $\lambda = 0.5$. For the left panel, the covariance function is given by $K(r) = \sigma^2 \exp(-|r|/d)$ where $(\sigma, d) = (1, 2)$.

of the inverses of large Toeplitz matrices. Such results are useful for the proofs of Theorems 3.3, 5.2 and 6.2, and may also be of independent interest.

A Proofs

A.1 Proofs for Section 2

Proof of Proposition 2.1. In the following \mathfrak{L} stands for the generalized negative log-likelihood ratio.

$$2\mathfrak{L} = X^T (\Sigma_n)^{-1} X - \min_{t \in \mathcal{C}_{n,\alpha}} \min_{b \neq 0} \left[\left(X - \frac{b}{2} \zeta_t \right)^T (\Sigma_n)^{-1} \left(X - \frac{b}{2} \zeta_t \right) \right]. \quad (\text{A.1})$$

Note that the objective function in (A.1) is quadratic in terms of b . The explicit form of $2\mathfrak{L}$ can be obtained with a bit of algebraic derivations. The algebra has been skipped to save space; we arrive at

$$2\mathfrak{L} = \max_{t \in \mathcal{C}_{n,\alpha}} \max_{b \neq 0} \left(-\frac{\zeta_t^T (\Sigma_n)^{-1} \zeta_t}{4} b^2 + b \zeta_t^T (\Sigma_n)^{-1} X \right) = \max_{t \in \mathcal{C}_{n,\alpha}} \left| \frac{\zeta_t^T (\Sigma_n)^{-1} X}{\sqrt{\zeta_t^T (\Sigma_n)^{-1} \zeta_t}} \right|^2.$$

So, there is a threshold value, $\mathfrak{R}_{n,\delta} > 0$, for which the GLRT is given by (2.8). \square

The following result expressing the form of GLRT in the generic case of unknown μ can be proved in an analogous way as Proposition 2.1.

Proposition A.1. There is $\mathfrak{R}_{n,\delta} > 0$ for which the GLRT is given by

$$\mathfrak{T}_{GLRT} = \mathbb{I} \left(\max_{t \in \mathcal{C}_n} \left| \frac{\langle \mathbf{Y}, \zeta_t - B_1(t) \mathbf{1}_n \rangle}{\sqrt{B_2(t)}} \right|^2 \geq \mathfrak{R}_{n,\delta} \right), \quad (\text{A.2})$$

where $\mathbf{Y} = (\Sigma_n)^{-1} \mathbf{X}$ and

$$B_1(t) = \frac{\zeta_t^T (\Sigma_n)^{-1} \mathbb{1}_n}{\mathbb{1}_n^T (\Sigma_n)^{-1} \mathbb{1}_n}, \quad B_2(t) = \zeta_t^T (\Sigma_n)^{-1} \zeta_t - \frac{\left(\zeta_t^T (\Sigma_n)^{-1} \mathbb{1}_n\right)^2}{\mathbb{1}_n^T (\Sigma_n)^{-1} \mathbb{1}_n}.$$

A.2 Proofs for Section 3

Proof of Theorem 3.1. Let $p = \lceil \nu + 1/2 \rceil$, $P = \{1, \dots, p\}$ and $\theta_n = \exp(-1/n)$. Construct a banded triangular matrix $\mathfrak{A}_n \in \mathbb{R}^{n \times n}$ by the following procedure.

$$\mathfrak{A}_n[k, k-j] = \binom{p}{j} (-\theta_n)^j, \quad j \in \{0, \dots, p\}, \quad k \in \{p+1, \dots, n\},$$

$$(\mathfrak{A}_n)_{P,P} = n^{-2\nu} I_p.$$

It is relatively simple to verify that \mathfrak{A}_n is invertible. In addition, for brevity let $Z_t = \frac{\zeta_t^T (\Sigma_n)^{-1} \mathbf{X}}{\sqrt{\zeta_t^T (\Sigma_n)^{-1} \zeta_t}}$ for any $t \in \mathcal{C}_n$, in which ζ_t has been defined in (2.6). Lastly, define $U_{n,t} := \mathfrak{A}_n \zeta_t \in \mathbb{R}^n$, $W := \mathfrak{A}_n \mathbf{X}$ and $D_n := \text{cov}(W)$.

Easy calculations show that under the null hypothesis $\{Z_t\}_{t \in \mathcal{C}_n}$ is a set of standard Gaussian random variables and so, by Lemma B.1, we have $\mathbb{P}(\max_{t \in \mathcal{C}_n} Z_t^2 \geq \mathfrak{R}_n) \leq \delta/2$. That is, the false alarm probability is less than $\delta/2$. Moreover if the alternative hypothesis $\mathbb{H}_{1,\tilde{t}}$ (for some $\tilde{t} \in \mathcal{C}_n$) holds then $\{Z_t^2\}_{t \in \mathcal{C}_n}$ are non-central χ_1^2 random variables and the non-centrality parameter of $Z_{\tilde{t}}^2$ is given by

$$\mathbb{E}(Z_{\tilde{t}} | \mathbb{H}_{1,\tilde{t}}) = \frac{|b|}{2} \sqrt{\zeta_{\tilde{t}}^T (\Sigma_n)^{-1} \zeta_{\tilde{t}}}.$$

Applying Lemma B.1 ($\sigma_0 = \sigma_k = 1$ for any k) demonstrates that $\varphi_n(\mathfrak{T}_2) \leq \delta$, whenever

$$|b| \sqrt{\zeta_{\tilde{t}}^T (\Sigma_n)^{-1} \zeta_{\tilde{t}}} \geq |b| \min_{t \in \mathcal{C}_n} \sqrt{\zeta_t^T (\Sigma_n)^{-1} \zeta_t} \geq 8 \sqrt{\log \left(\frac{4n}{\delta} \right)}. \quad (\text{A.3})$$

Thus, in order to get a sufficient condition on detectable b , it suffices to find a tight universal lower bound on $\zeta_t^T (\Sigma_n)^{-1} \zeta_t$ for $t \in \mathcal{C}_n$.

The identity $\Sigma_n^{-1} = \mathfrak{A}_n^T (D_n)^{-1} \mathfrak{A}_n$ can be shown using the linearity of covariance operator and non-singularity of \mathfrak{A} . Choose $t \in \mathcal{C}_n$ in an arbitrary way. As a result of this alternative representation of Σ_n^{-1} , we have $\zeta_t^T (\Sigma_n)^{-1} \zeta_t = U_{n,t}^T (D_n)^{-1} U_{n,t}$. Applying *Kantorovich* inequality (cf. Appendix B) and the triangle inequality yields

$$\zeta_t^T (\Sigma_n)^{-1} \zeta_t = U_{n,t}^T (D_n)^{-1} U_{n,t} \geq \frac{\|U_{n,t}\|_{\ell_2}^4}{U_{n,t}^T D_n U_{n,t}} \geq \left[\frac{\|U_{n,t}\|_{\ell_2}^2}{\|U_{n,t}\|_{\ell_1}} \right]^2 \frac{1}{\|D_n\|_{\ell_\infty}}. \quad (\text{A.4})$$

Now, we show that $\frac{\|U_{n,t}\|_{\ell_2}^2}{\|U_{n,t}\|_{\ell_1}} \geq \frac{1}{3}$, for large enough n . Indeed, after some algebra, we can get

$$\begin{aligned} \|U_{n,t}\|_{\ell_2}^2 &\geq \sum_{k=t+1}^{t+p} U_{n,t}^2(k) = \sum_{k=1}^p \left[-(1-\theta_n)^p + 2 \sum_{j=0}^{k-1} \binom{p}{j} (-\theta_n)^j \right]^2 \\ &\stackrel{(a)}{\geq} 2 \sum_{k=1}^p \left[\sum_{j=0}^{k-1} \binom{p}{j} (-1)^j \right]^2 = 2 \sum_{k=1}^p \left[\binom{p-1}{k-1} (-1)^{k-1} \right]^2 = 2 \binom{2(p-1)}{p-1} \geq 2^p, \end{aligned} \quad (\text{A.5})$$

where inequality (a) follows from the fact that for large enough n , θ_n is arbitrarily close to 1. To get an upper bound on $\|U_{n,t}\|_{\ell_1}$,

$$\begin{aligned}
\|U_{n,t}\|_{\ell_1} &= \sum_{k=1}^p |U_{n,t}(k)| + \sum_{k=p+1}^t |U_{n,t}(k)| + \sum_{k=t+p+1}^n |U_{n,t}(k)| + \sum_{k=t+1}^{t+p} |U_{n,t}(k)| \\
&= \sum_{k=1}^p n^{-2\nu} + \sum_{k=p+1}^t (1-\theta_n)^p + \sum_{k=t+p+1}^n (1-\theta_n)^p + \sum_{k=1}^p \left| -(1-\theta_n)^p + 2 \sum_{j=0}^{k-1} \binom{p}{j} (-\theta_n)^j \right| \\
&\leq pn^{-2\nu} + n^{1-p} + 2 \sum_{k=1}^p \left| \sum_{j=0}^{k-1} \binom{p}{j} (-\theta_n)^j \right| \stackrel{(b)}{\leq} 2 + 2 \sum_{k=1}^p \left| \sum_{j=0}^{k-1} \binom{p}{j} (-\theta_n)^j \right| \\
&\leq 2 + 4 \sum_{k=1}^p \left| \sum_{j=0}^{k-1} \binom{p}{j} (-1)^j \right| = 2 + 4 \sum_{k=1}^p \left| \binom{p-1}{k-1} (-1)^{k-1} \right| = 2 + 2^{p+1} \leq 3 \cdot 2^p. \tag{A.6}
\end{aligned}$$

Note that inequality (b) is valid when $pn^{-2\nu} + n^{1-p} \leq 2$, which obviously holds for sufficiently large $n = \mathcal{O}(1)$. The remaining inequalities and identities in (A.6) can be easily verified via basic properties of the binomial coefficients. Combining (A.5) and (A.6) yields the desired goal. Now, inequality (A.4) can be rewritten as

$$\zeta_t^T (\Sigma_n)^{-1} \zeta_t \geq \frac{1}{9 \|D_n\|_{\ell_\infty}} = \left[9 \max_{1 \leq k \leq n} \text{var}(W_k) \right]^{-1}. \tag{A.7}$$

As the concluding phase of the proof, we achieve a tight upper bound on $\max_{1 \leq k \leq n} \text{var}(W_k)$. It is obvious from the formulation of \mathfrak{A}_n and the stationarity of $\mathbf{X} - \mathbb{E}\mathbf{X}$ that $\max_{1 \leq k \leq n} \text{var}(W_k) = n^{-2\nu} \vee \text{var}(W_{p+1})$. So, the goal is reduced to give an upper bound on the variance of W_{p+1} .

$$\begin{aligned}
\text{var}(W_{p+1}) &= \text{var} \left(\sum_{r=0}^p \binom{p}{r} (-\theta_n)^r X_{p+1-r} \right) \stackrel{(c)}{=} \frac{1}{2\pi} \int_{\mathbb{R}} \hat{K}(\omega) \left| \sum_{r=0}^p \binom{p}{r} (-\theta_n)^r \exp \left(\frac{-jr\omega}{n} \right) \right|^2 d\omega \\
&= \frac{1}{2\pi} \int_{\mathbb{R}} \hat{K}(\omega) \left| \sum_{r=0}^p \binom{p}{r} \left(-\exp \left(\frac{-(1+j\omega)}{n} \right) \right)^r \right|^2 d\omega = \frac{1}{2\pi} \int_{\mathbb{R}} \hat{K}(\omega) \left| 1 - e^{\frac{-(1+j\omega)}{n}} \right|^{2p} d\omega \\
&= \frac{1}{2\pi} \int_{\mathbb{R}} \hat{K}(\omega) [1 + \theta_n^2 - 2\theta_n \cos(\omega/n)]^p d\omega \stackrel{(d)}{\leq} \frac{C_K}{2\pi} \int_{\mathbb{R}} \frac{[1 + \theta_n^2 - 2\theta_n \cos(\frac{\omega}{n})]^p}{(1 + \omega^2)^{\nu+1/2}} d\omega, \tag{A.8}
\end{aligned}$$

where, identity (c) is implied by *Bochner theorem* (cf. [43], Chapter 2) and (d) is immediate consequence of Assumption 2.1. Notice that

$$1 + \theta_n^2 - 2\theta_n \cos \left(\frac{\omega}{n} \right) \leq (1 - \theta_n)^2 + 2\theta_n \left(1 - \cos \left(\frac{\omega}{n} \right) \right) \leq \frac{1}{n^2} + 2 \left(1 - \cos \left(\frac{\omega}{n} \right) \right) = \frac{1}{n^2} + \left[\frac{\omega}{n} \text{sinc} \left(\frac{\omega}{2n} \right) \right]^2.$$

Let $\xi = p - (\nu + 1/2) < 1$. Henceforth, for any $R > 0$,

$$\begin{aligned}
\frac{2\pi n^{2\nu}}{C_K} \text{var}(W_{p+1}) &\leq n^{2\nu} \int_{\mathbb{R}} \frac{\left\{ \frac{1}{n^2} + \left[\frac{\omega}{n} \text{sinc}\left(\frac{\omega}{2n}\right) \right]^2 \right\}^p}{(1 + \omega^2)^{\nu+1/2}} d\omega = \int_{\mathbb{R}} \frac{\left\{ 1/n^2 + [\omega \text{sinc}(\frac{\omega}{2})]^2 \right\}^p}{(1/n^2 + \omega^2)^{\nu+1/2}} d\omega \\
&= \int_{-R}^R \frac{\left\{ 1/n^2 + [\omega \text{sinc}(\frac{\omega}{2})]^2 \right\}^p}{(1/n^2 + \omega^2)^{\nu+1/2}} d\omega + \int_{|\omega| \geq R} \frac{\left\{ 1/n^2 + [\omega \text{sinc}(\frac{\omega}{2})]^2 \right\}^p}{(1/n^2 + \omega^2)^{\nu+1/2}} d\omega \\
&\stackrel{(e)}{\leq} \int_{-R}^R (1/n^2 + \omega^2)^\xi d\omega + \int_{|\omega| \geq R} \frac{\left\{ 1/n^2 + [\omega \text{sinc}(\frac{\omega}{2})]^2 \right\}^p}{(1/n^2 + \omega^2)^{\nu+1/2}} d\omega \\
&\stackrel{(f)}{\leq} \int_{-R}^R (1/n^2 + \omega^2)^\xi d\omega + 5^p \int_{|\omega| \geq R} |\omega|^{-(2\nu+1)} d\omega \stackrel{(g)}{\leq} 3R^3 + 5^p \frac{R^{-2\nu}}{\nu}. \tag{A.9}
\end{aligned}$$

Inequality (e) follows from the fact that $\sup_{\omega \in \mathbb{R}} |\text{sinc}(\frac{\omega}{2})| \leq 1$. In order to justify (f), observe that $|\omega \text{sinc}(\omega/2)| \leq 2$ for any $\omega \in \mathbb{R}$. Thus, for large enough n and $|\omega| \geq R$, we get

$$\frac{\left\{ 1/n^2 + [\omega \text{sinc}(\frac{\omega}{2})]^2 \right\}^p}{(1/n^2 + \omega^2)^{\nu+1/2}} \leq |\omega|^{-(2\nu+1)} (1/n^2 + 4)^p \leq 5^p |\omega|^{-(2\nu+1)}.$$

Note that there is some $n_0 := n_0(R, \nu)$ such that $\sup_{\omega \in \mathbb{R}} (1/n^2 + \omega^2)^\xi \leq 3/2R^2$ for all $n > n_0$. This immediately entails inequality (g).

Finally, minimizing the obtained upper bound in (A.9) over $R > 0$, we get

$$\text{var}(W_{p+1}) \leq CC_K n^{-2\nu} \left(1 + \frac{1}{\nu} \right) \tag{A.10}$$

for some universal constant $C > 0$. Thus, there is another strictly positive universal constant, C' , for which $\max_{1 \leq k \leq n} \text{var}(W_k) = n^{-2\nu} \vee \text{var}(W_{p+1}) \leq C' C_K n^{-2\nu} (1 + \frac{1}{\nu})$. So, (A.7) implies that

$$\zeta_t^T (\Sigma_n)^{-1} \zeta_t \gtrsim \frac{n^{2\nu}}{C_K (1 + \frac{1}{\nu})}. \tag{A.11}$$

The combination of (A.3) and (A.11) completes our proof. \square

Proof of Theorem 3.2. The proof proceeds in a similar manner as that of the preceding theorem, in the sense that it is required to show that inequality (A.3) holds. Let $\theta_n = \exp\left(-\frac{\beta^2}{n^2}\right)$. \mathfrak{A}_n represents the inverse of the Cholesky factorization of Σ_n . For any $k \leq j$ and $q \in [0, 1]$, $G(k, j; q)$ denotes the following rational function.

$$G(k, j; q) = \prod_{\ell=j-k+1}^j (1 - q^\ell) \left[\prod_{\ell=1}^k (1 - q^\ell) \right]^{-1},$$

and $G(k, j; 1) = \binom{j}{k}$. $G(k, j; q)$ is usually referred to Gaussian binomial coefficients in the combinatorics literature. Finally, let $U_{n,t} := \mathfrak{A}_n \zeta_t$. Similar to (A.3), the aim is to obtain a universal lower bound on $\zeta_t^T (\Sigma_n)^{-1} \zeta_t$ for $t \in \mathcal{C}_n$. Observe that, $\zeta_t^T (\Sigma_n)^{-1} \zeta_t = \|U_{n,t}\|_{\ell_2}^2$.

In order to achieve a tight lower bound on $\|U_{n,t}\|_{\ell_2}$, it is pivotal to study the non-asymptotic behaviour of the entries of \mathfrak{A}_n . According to Proposition 1 of [32], the entries of \mathfrak{A}_n are given by

$$(\mathfrak{A}_n)_{jk} = \left(-\sqrt{\theta_n} \right)^{(j-k)} \frac{G(k-1, j-1; \theta_n)}{\sqrt{\prod_{\ell=1}^{j-1} (1 - \theta_n^\ell)}} \mathbb{1}_{\{j \geq k\}}.$$

Since $\frac{\ell\beta^2}{n^2}$ tends to 0 as n gets large for any $\ell \in \{0, \dots, n\}$ and $\lim_{x \searrow 0} \frac{1-e^{-x}}{x} = 1$, we get

$$\left[\prod_{\ell=1}^{j-1} (1 - \theta_n^\ell) \right]^{-1} = \left[\prod_{\ell=1}^{j-1} \left(1 - \exp\left(-\frac{\ell\beta^2}{n^2}\right) \right) \right]^{-1} \asymp \frac{1}{(j-1)!} \left(\frac{n}{\beta} \right)^{2(j-1)}. \quad (\text{A.12})$$

Direct calculations show that $G(k-1, j-1; \theta_n) \asymp \binom{j-1}{k-1}$ for any θ_n in a small neighborhood of 1 and $j, k \in \{1, \dots, n\}$. Thus,

$$\left(-\sqrt{\theta_n}\right)^{(j-k)} G(k-1, j-1; \theta_n) \asymp (-1)^{(j-k)} \binom{j-1}{k-1}. \quad (\text{A.13})$$

The asymptotic identities (A.12) and (A.13) come in handy to analyze $\|U_n\|_{\ell_2}^2$:

$$\begin{aligned} \|U_n\|_{\ell_2}^2 &\geq \sum_{j=t+1}^n (U_n)_j^2 = \sum_{j=t+1}^n \left[\sum_{k=t+1}^j (\mathfrak{A}_n)_{jk} - \sum_{k=1}^t (\mathfrak{A}_n)_{jk} \right]^2 \\ &\asymp \sum_{j=t+1}^n \frac{1}{(j-1)!} \left(\frac{n}{\beta} \right)^{2(j-1)} \left[\sum_{k=t+1}^j (-1)^{(j-k)} \binom{j-1}{k-1} - \sum_{k=1}^t (-1)^{(j-k)} \binom{j-1}{k-1} \right]^2 \\ &= \sum_{j=t+1}^n \frac{1}{(j-1)!} \left(\frac{n}{\beta} \right)^{2(j-1)} \left[\sum_{k=1}^j (-1)^{(j-k)} \binom{j-1}{k-1} - 2 \sum_{k=1}^t (-1)^{(j-k)} \binom{j-1}{k-1} \right]^2 \\ &= \sum_{j=t+1}^n \frac{1}{(j-1)!} \left(\frac{n}{\beta} \right)^{2(j-1)} \left[0 - 2(-1)^j \binom{j-1}{t} \right]^2 \asymp \sum_{j=t+1}^n \frac{\binom{j-1}{t}^2}{(j-1)!} \left(\frac{n}{\beta} \right)^{2(j-1)}. \end{aligned}$$

Thus, there are universal constants $C, C' > 0$ and C_0 depending on α and β such that

$$\|U_n\|_{\ell_2}^2 \geq C \sum_{j=t+1}^n \frac{\binom{j-1}{t}^2}{(j-1)!} \left(\frac{n}{\beta} \right)^{2(j-1)} \geq C \frac{\binom{n-1}{t}^2}{(n-1)!} \left(\frac{n^2}{\beta^2} \right)^{(n-1)} \stackrel{(a)}{\geq} C' \left(\frac{n}{t} \right)^t \frac{1}{\sqrt{n}} \left(\frac{en^2}{n\beta^2} \right)^{(n-1)} \stackrel{(b)}{\geq} (C_0 n)^n.$$

Note that inequality (a) can be shown using *Stirling's formula* and (b) is obvious implication of the fact that $t \leq (1-\alpha)n$ (Recall C_n from Section 2.3). In summary, we have that

$$|b| \sqrt{\zeta_n^T (\Sigma_n)^{-1} \zeta_n} \gtrsim |b| (C_0 n)^{n/2}.$$

We conclude the proof by appealing to Lemma B.1. \square

Proof of Theorem 3.3. The proof is also similar to that of Theorem 3.1. By applying Lemma B.1, we need to show (A.3) holds. That is,

$$|b| \min_{t \in \mathcal{C}_n} \sqrt{\zeta_t^T (\Sigma_n)^{-1} \zeta_t} \geq 8 \sqrt{\log \left(\frac{4n}{\delta} \right)}. \quad (\text{A.14})$$

So, the sufficient detectability condition will be obtained by finding a tight uniform lower bound on $\zeta_t^T (\Sigma_n)^{-1} \zeta_t$ on \mathcal{C}_n . For any $t \in \mathcal{C}_n$, define $a_t, a'_t \in \{0, 1\}^n$ by $a_t(i) = \mathbb{1}_{\{i \leq t\}}$ and $a'_t = \mathbb{1}_n - a_t$. Observe that a_t, a'_t have non-overlapping support and $\zeta_t = a_t - a'_t$. Thus,

$$\zeta_t^T (\Sigma_n)^{-1} \zeta_t = a_t^T (\Sigma_n)^{-1} a_t + a_t'^T (\Sigma_n)^{-1} a'_t - 2a_t^T (\Sigma_n)^{-1} a'_t \geq a_t^T (\Sigma_n)^{-1} a_t - 2a_t^T (\Sigma_n)^{-1} a'_t$$

The last inequality leads to the following key result

$$\begin{aligned} \min_{t \in \mathcal{C}_n} \frac{\zeta_t^T (\Sigma_n)^{-1} \zeta_t}{n} &\geq \min_{t \in \mathcal{C}_n} \frac{a_t^T (\Sigma_n)^{-1} a_t}{n} - 2 \max_{t \in \mathcal{C}_n} \left| \frac{a_t^T (\Sigma_n)^{-1} a'_t}{n} \right| \stackrel{(a)}{\geq} \min_{t \in \mathcal{C}_n} \frac{a_t^T (\Sigma_n)^{-1} a_t}{n} - \xi_n \\ &\stackrel{(b)}{\geq} \frac{1}{f(0)} - \xi'_n - \xi_n \stackrel{(c)}{\geq} \frac{1}{2f(0)}, \end{aligned} \quad (\text{A.15})$$

in which $\{\xi_n\}_{n=1}^\infty$ and $\{\xi'_n\}_{n=1}^\infty$ are appropriately chosen non-negative vanishing sequences, based on the developed results in Appendix C. In (A.15), inequality (a) and the explicit form ξ_n are obtained from Lemma C.1. One can find a closed form of ξ'_n and verifies inequality (b) using Corollary C.1. Furthermore, (c) holds whenever n is greater than some n_0 , which depends on c and λ . The proof of Theorem 3.3 is completed by combining (A.14) and (A.15). \square

A.3 Proofs for Section 4

Proof of Theorem 4.1. Recall $d_{K,\infty}$ from (4.2) and define the event \mathcal{A}_m by $\mathcal{A}_m := [d_{K,\infty}(\tilde{\eta}_m, \Omega_\eta) \leq \rho_m]$. Moreover, we use \tilde{Z}_t to denote $\frac{\zeta_t^T (\tilde{\Sigma}_n)^{-1} X}{\sqrt{\zeta_t^T (\tilde{\Sigma}_n)^{-1} \zeta_t}}$. Notice that $\tilde{\eta}_m$, $\tilde{\Sigma}_n$ and are measurable functions on the sample space. Furthermore for any $u \in \mathcal{A}_m$, $\tilde{\eta}_m(u)$ and $\tilde{\Sigma}_n(u)$ represent the value of these measurable functions at u . Lastly, for $u \in \mathcal{A}_m$ define the random variable $\tilde{Z}_t(u)$ by

$$\tilde{Z}_t(u) = \frac{\zeta_t^T (\tilde{\Sigma}_n(u))^{-1} X}{\sqrt{\zeta_t^T (\tilde{\Sigma}_n(u))^{-1} \zeta_t}}.$$

As the range of φ_n is $[0, 2]$ (See Definition 3.1), we have by Assumption 4.1 that

$$\varphi_n(\tilde{\mathfrak{Z}}_{GLRT}) \leq 2\tau_m + \mathbb{E}(\varphi_n(\tilde{\mathfrak{Z}}_{GLRT}) | \mathcal{A}_m). \quad (\text{A.16})$$

As $\limsup_{m \rightarrow \infty} \rho_m < 1$, there are $\gamma \in (0, 1)$ and $m_0 \in \mathbb{N}$ such that $\rho_m \leq \gamma$ for any $m \geq m_0$. Choose $\gamma < \gamma_0 < 1$ in an arbitrary fashion. We aim to obtain a sufficient condition on b to control the second term in the right hand side of (A.16) below δ . Notice that throughout the proof we assume that $m \geq m_0$. Conditioning on the occurrence of \mathcal{A}_m , the following statement trivially holds for m .

$$\exists \bar{\eta}_m \in \Omega_\eta \text{ s.t. } \left\| \frac{\hat{K}(\cdot, \tilde{\eta}_m)}{\hat{K}(\cdot, \bar{\eta}_m)} - 1 \right\|_\infty \leq \frac{\rho_m}{\gamma_0} < 1. \quad (\text{A.17})$$

Now choose $u \in \mathcal{A}_m$ arbitrarily. Define the covariance matrix of observations associated to $\bar{\eta}_m(u)$ by $\bar{\Sigma}_n(u) = [K(\frac{r-s}{n}, \bar{\eta}_m(u))]_{r,s=1}^n$. Similar to the proof of Theorem 3.1, it is necessary to study the two following quantities: 1. variance of $\tilde{Z}(u)$ and 2. expected value of $\tilde{Z}(u)$ under the alternative hypothesis, to control the false alarm and miss detection probabilities. Notice that

$$\begin{aligned} \sigma_t(u) &:= \text{var } \tilde{Z}(u) = \frac{\zeta_t^T (\tilde{\Sigma}_n(u))^{-1} \Sigma_n (\tilde{\Sigma}_n(u))^{-1} \zeta_t}{\zeta_t^T (\tilde{\Sigma}_n(u))^{-1} \zeta_t} \stackrel{(a)}{\leq} \mathfrak{B} \frac{\zeta_t^T (\tilde{\Sigma}_n(u))^{-1} \bar{\Sigma}_n(u) (\tilde{\Sigma}_n(u))^{-1} \zeta_t}{\zeta_t^T (\tilde{\Sigma}_n(u))^{-1} \zeta_t} \\ &\stackrel{(b)}{\leq} \mathfrak{B} \left(1 - \frac{\rho_m}{\gamma_0}\right)^{-1}. \end{aligned} \quad (\text{A.18})$$

Lemma B.4 ensures the existence of some scalar $\mathfrak{B} \in (1, \infty)$ for which inequality (a) in (A.18) holds (since η and $\bar{\eta}_m(u)$ belong to the same equivalence class). Moreover, (b) can be easily deduced from the combination

of (A.17) and the second inequality in Lemma B.2. Namely, $\sigma_t(u) \leq \sigma_0 := \mathfrak{B} \left(1 - \frac{\rho_m}{\gamma_0}\right)^{-1}$. Now, using Lemma B.1, we get

$$\mathbb{P} \left(\max_{1 \leq t \leq n} \tilde{Z}_t^2 \geq \mathfrak{R}_{n,m} \mid \mathcal{A}_m \right) \leq \frac{\delta}{2}. \quad (\text{A.19})$$

Note that Lemma B.2 suggests to take $\mathfrak{R}_{n,\delta,\rho_m} = \sigma_0 \left[1 + 2 \left(\log \left(\frac{2n}{\delta}\right) + \sqrt{\log \left(\frac{2n}{\delta}\right)}\right)\right]$. So, we have controlled type I error from above in (A.19). Now we turn to control the type II error from above. Assume that there is a sudden change in the mean of \mathfrak{G} at $\bar{t} \in \mathcal{C}_n$. According to Lemma B.1, type II error is less than $\delta/2$ whenever for any $u \in \mathcal{A}_m$

$$\frac{|b|}{2} \sqrt{\zeta_{\bar{t}}^T \left(\tilde{\Sigma}_n(u)\right)^{-1} \zeta_{\bar{t}}} \geq 4\sigma_0 \sqrt{\log \left(\frac{2n}{\delta}\right)} = \frac{4\mathfrak{B}}{\left(1 - \frac{\rho_m}{\gamma_0}\right)} \sqrt{\log \left(\frac{2n}{\delta}\right)}. \quad (\text{A.20})$$

Applying Lemma B.2 and then Lemma B.4, one can easily show that

$$\zeta_{\bar{t}}^T \left(\tilde{\Sigma}_n(u)\right)^{-1} \zeta_{\bar{t}} \geq \left(1 - \frac{\rho_m}{\gamma_0}\right) \zeta_{\bar{t}}^T \left(\bar{\Sigma}_n(u)\right)^{-1} \zeta_{\bar{t}} \geq \frac{1 - \frac{\rho_m}{\gamma_0}}{\mathfrak{B}} \zeta_{\bar{t}}^T \left(\bar{\Sigma}_n(u)\right)^{-1} \zeta_{\bar{t}}. \quad (\text{A.21})$$

The combination of last inequality and (A.20) along one line of algebra leads to the following sufficient condition to control type II error holds if

$$|b| \min_t \sqrt{\zeta_t^T (\Sigma_n)^{-1} \zeta_t} \geq 8 \left(\frac{\mathfrak{B}}{1 - \frac{\rho_m}{\gamma_0}} \right)^{3/2} \sqrt{\log \left(\frac{2n}{\delta}\right)}, \quad (\text{A.22})$$

We conclude the proof by invoking (A.11) to obtain (A.22). \square

Proof of Proposition 4.1. As $\text{dist}(\tilde{\eta}_m, \Omega_\eta)$ converges to zero (in probability), for any m there exists $\bar{\eta}_m \in \Omega_\eta$ such that $\|\tilde{\eta}_m - \bar{\eta}_m\|_{\ell_2} \xrightarrow{\mathbb{P}} 0$. Furthermore, it is obvious that

$$d_{K,\infty}(\tilde{\eta}_m, \Omega_\eta) \leq \left\| \frac{\hat{K}(\cdot, \tilde{\eta}_m)}{\hat{K}(\cdot, \bar{\eta}_m)} - 1 \right\|_\infty = \sup_{\omega \in \mathbb{R}} \left| \frac{\hat{K}(\omega, \tilde{\eta}_m)}{\hat{K}(\omega, \bar{\eta}_m)} - 1 \right|, \quad \forall m. \quad (\text{A.23})$$

It suffices to show that the right hand side of (A.23) as $m \rightarrow \infty$. Since Ω is compact and $\hat{K}(\eta, \omega)$ is strictly positive continuous function of ω for any $\eta \in \Omega$, there exist universal $M, R > 0$ such that

$$\sup_{\omega \in \mathbb{R}} \left| \frac{\hat{K}(\omega; \tilde{\eta}_m)}{\hat{K}(\omega; \bar{\eta}_m)} - 1 \right| \leq R \left[\sup_{|\omega| \leq M} \left| \frac{\hat{K}(\omega; \tilde{\eta}_m)}{\hat{K}(\omega; \bar{\eta}_m)} - 1 \right| \vee \left| \frac{\mathfrak{C}_{K,\Omega}(\tilde{\eta}_m)}{\mathfrak{C}_{K,\Omega}(\bar{\eta}_m)} - 1 \right| \right]. \quad (\text{A.24})$$

Let I and II denote the terms in the right hand side of (A.24), respectively. Monotonicity of $\hat{K}(\omega, \bar{\eta}_m)$ with respect to ω (first condition) implies that $\hat{K}(\omega, \bar{\eta}_m) \geq \hat{K}(M, \bar{\eta}_m) > 0$. So,

$$I \leq \left[\hat{K}(M, \bar{\eta}_m) \right]^{-1} \left| \hat{K}(\omega, \bar{\eta}_m) - \hat{K}(\omega, \tilde{\eta}_m) \right| \xrightarrow{(a)} 0$$

where (a) follows from the continuity condition (second condition). In the sequel we show that II tends to zero. Notice that

$$\begin{aligned} \lim_{m \rightarrow \infty} \left[\|\tilde{\eta}_m - \bar{\eta}_m\|_{\ell_2} \right]^{-1} \left| \frac{\mathfrak{C}_{K,\Omega}(\tilde{\eta}_m)}{\mathfrak{C}_{K,\Omega}(\bar{\eta}_m)} - 1 \right| &= \lim_{m \rightarrow \infty} \frac{|\mathfrak{C}_{K,\Omega}(\tilde{\eta}_m) - \mathfrak{C}_{K,\Omega}(\bar{\eta}_m)|}{\|\tilde{\eta}_m - \bar{\eta}_m\|_{\ell_2}} \stackrel{(b)}{\leq} \lim_{m \rightarrow \infty} \frac{\|\nabla_\eta \mathfrak{C}_{K,\Omega}(\bar{\eta}_m)\|_{\ell_2}}{|\mathfrak{C}_{K,\Omega}(\bar{\eta}_m)|} \\ &= \|\nabla_\eta \log \mathfrak{C}_{K,\Omega}(\bar{\eta}_m)\|_{\ell_2} < \sup_{\eta \in \Omega} \|\nabla_\eta \log \mathfrak{C}_{K,\Omega}(\eta)\|_{\ell_2} \stackrel{(c)}{<} \infty. \end{aligned}$$

Where inequality (b) follows from

$$|\mathfrak{C}_{K,\Omega}(\tilde{\eta}_m) - \mathfrak{C}_{K,\Omega}(\bar{\eta}_m)| \|\tilde{\eta}_m - \bar{\eta}_m\|_{\ell_2}^{-1} = o_{\mathbb{P}}(1) + \left| \langle \nabla_{\eta} \mathfrak{C}_{K,\Omega}(\bar{\eta}_m), \frac{\tilde{\eta}_m - \bar{\eta}_m}{\|\tilde{\eta}_m - \bar{\eta}_m\|_{\ell_2}} \rangle \right|.$$

and (c) is exactly same as the third condition. Thus, II vanishes in probability. \square

Proof of Theorem 4.2. Recall $d_{K,\infty}$ from Assumption 4.2 and let $\mathcal{A}_m = [d_{K,\infty}(\tilde{\eta}_{m,\text{tap}}, \Omega_{\eta}) \leq \rho_m]$. Choose and fix a scalar $\gamma_0 \in (0, 1)$ in an arbitrary way. In analogy to the proof of Theorem 4.1, every statement is conditional on the occurrence of \mathcal{A}_m . As $\{\rho_m\}_{m=1}^{\infty}$ goes to zero, there is m_0 such that for any $m \geq m_0$

$$\exists \bar{\eta}_{m,\text{tap}} \in \Omega_{\eta} \text{ s.t. } \left\| \frac{\hat{K}(\cdot, \tilde{\eta}_{m,\text{tap}})}{\hat{K}(\cdot, \bar{\eta}_{m,\text{tap}})} - 1 \right\|_{\ell_{\infty}} \leq \frac{\rho_m}{\gamma_0} < 1. \quad (\text{A.25})$$

Now we introduce our notation which is so akin to that of the proof of Theorem 4.1. For any $u \in \mathcal{A}_m$, define

$$\begin{aligned} \tilde{\Sigma}_n(u) &= \left[K \left(\frac{r-s}{n}, \tilde{\eta}_{m,\text{tap}}(u) \right) \right]_{r,s=1}^n, \quad \tilde{\Sigma}_{n,\text{tap}}(u) = \left[K_{\text{tap}} \left(\frac{r-s}{n}, \tilde{\eta}_{m,\text{tap}}(u), \varepsilon_2 \right) \right]_{r,s=1}^n, \\ \Sigma_{n,\text{tap}} &= \left[K_{\text{tap}} \left(\frac{r-s}{n}, \eta, \varepsilon_2 \right) \right]_{r,s=1}^n, \quad \tilde{Z}_t(u) = \frac{\zeta_t^T \left(\tilde{\Sigma}_{n,\text{tap}}(u) \right)^{-1} X}{\sqrt{\zeta_t^T \left(\tilde{\Sigma}_{n,\text{tap}}(u) \right)^{-1} \zeta_t}}. \end{aligned} \quad (\text{A.26})$$

Moreover, $\sigma_t(u)$ stands for the variance of $\tilde{Z}_t(u)$. Similar to inequality (A.16), we need to control $\varphi_n(\tilde{\mathfrak{Z}}_{GLRT})$ from above. To do so, it is crucial to study the relationship between $\tilde{\Sigma}_{n,\text{tap}}(u)$ and Σ_n . We claim that there is some scalar $\mathfrak{B} > 1$ for which

$$\left(\mathfrak{B} \left(1 - \frac{\rho_m}{\gamma_0} \right) \right)^{-1} \tilde{\Sigma}_{n,\text{tap}}(u) \preceq \Sigma_n \preceq \mathfrak{B} \left(1 - \frac{\rho_m}{\gamma_0} \right) \tilde{\Sigma}_{n,\text{tap}}(u)$$

for any $u \in \mathcal{A}_m$.

Proof of the claim. Employing Lemma 4 of [10], corresponding to any $\eta \in \Omega$ there exists a scalar $\mathfrak{L}_{\eta}(\hat{K}, \hat{f}_{\text{tap}} \text{ and } \varepsilon_2)$ such that

$$g(\eta) := \left\| \frac{\hat{K}_{\text{tap}}(\omega, \eta, \varepsilon_2)}{\hat{K}(\omega, \eta)} - 1 \right\|_2 \leq \mathfrak{L}_{\eta}.$$

Note that Ω is compact and Lemma B.7 guarantees the continuity of $g(\eta)$ in Ω . Thus, g has a universal maximum over Ω . Namely, there is a bounded scalar \mathfrak{L} such that $\sup_{\eta \in \Omega} g(\eta) < \mathfrak{L}$. Thus $g(\tilde{\eta}_{m,\text{tap}}(u)) < \mathfrak{L}$ for any $u \in \mathcal{A}_m$. So for each $u \in \mathcal{A}_m$, the associated zero mean Gaussian processes (in $\mathcal{D} = [0, 1]$) to spectral densities $\hat{K}(\cdot, \tilde{\eta}_{m,\text{tap}}(u))$ and $\hat{K}_{\text{tap}}(\cdot, \tilde{\eta}_{m,\text{tap}}(u))$ have equivalent sample paths by Yadrenko Theorem [42]. Applying Lemma B.4 guarantees the existence of scalar $\mathfrak{B}_1 > 1$ for which

$$\mathfrak{B}_1^{-1} \tilde{\Sigma}_n \preceq \tilde{\Sigma}_{n,\text{tap}} \preceq \mathfrak{B}_1 \tilde{\Sigma}_n, \quad (\text{A.27})$$

with probability 1. One can show using the same argument as the proof of Theorem 4.1 that

$$\left(\mathfrak{B}_2 \left(1 - \frac{\rho_m}{\gamma_0} \right) \right)^{-1} \tilde{\Sigma}_n \preceq \Sigma_n \preceq \mathfrak{B}_2 \left(1 - \frac{\rho_m}{\gamma_0} \right) \tilde{\Sigma}_n, \quad (\text{A.28})$$

for some finite constant $\mathfrak{B}_2 > 1$, almost surely over \mathcal{A}_m . We skip the proof of this claim for the similarity to the formerly developed techniques. The combination of (A.27) and (A.28) concludes the proof.

Using the same technique as inequality (A.18), we get $\sigma_t(u) \leq \mathfrak{B} \left(1 - \frac{\rho_m}{\gamma_0} \right)^{-1}$ and so the false alarm probability remains below $\delta/2$ if the threshold level is chosen as in (A.19). The rest of the proof proceeds in a similar manner as that of Theorem 4.1 (See (A.20)-(A.21)). \square

A.4 Proofs for Section 5

Proof of Theorem 5.1. Choose $t \in \{1, \dots, n\}$ and let $\beta \in (0, 1)$ such that $t = \lfloor n\beta \rfloor$. Moreover, let

$$U_t := \sqrt{\frac{t(n-t)}{n}} \left(\frac{1}{n-t} \sum_{k=t+1}^n X_k - \frac{1}{t} \sum_{k=1}^t X_k \right).$$

Note that under the null hypothesis, U_t is a zero mean random variable and

$$\begin{aligned} \lim_{n \rightarrow \infty} \text{var} \left(\frac{U_t}{\sqrt{n}} \right) &\stackrel{(a)}{=} \lim_{n \rightarrow \infty} \frac{t(n-t)}{n^2} \int_{-\infty}^{\infty} \frac{\hat{K}(\omega)}{2\pi} \left| \frac{1}{n-t} \sum_{k=t+1}^n \exp(-jk\omega/n) - \frac{1}{t} \sum_{k=1}^t \exp(-jk\omega/n) \right|^2 d\omega \\ &= \lim_{n \rightarrow \infty} \int_{-\infty}^{\infty} \frac{\hat{K}(\omega)}{2\pi} \left| \sqrt{\frac{\beta}{1-\beta}} \sum_{k=t+1}^n \frac{\exp(-jk\omega/n)}{n} - \sqrt{\frac{1-\beta}{\beta}} \sum_{k=1}^t \frac{\exp(-jk\omega/n)}{n} \right|^2 d\omega \\ &\stackrel{(a)}{=} \int_{-\infty}^{\infty} \frac{\hat{K}(\omega)}{2\pi} \left| \sqrt{\frac{\beta}{1-\beta}} \int_{\beta}^1 e^{-j\omega u} du - \sqrt{\frac{1-\beta}{\beta}} \int_0^{\beta} e^{-j\omega u} du \right|^2 d\omega = \int_{-\infty}^{\infty} \frac{\hat{K}(\omega) G_{\beta}(\omega)}{2\pi} d\omega, \end{aligned}$$

where

$$G_{\beta}(\omega) := \left[(1-\beta) \text{sinc} \left(\frac{\beta\omega}{2} \right) \right]^2 + \left[\beta \text{sinc} \left(\frac{(1-\beta)\omega}{2} \right) \right]^2 + 4\beta(1-\beta) \text{sinc} \left(\frac{\beta\omega}{2} \right) \text{sinc} \left(\frac{(1-\beta)\omega}{2} \right) \sin^2 \left(\frac{\omega}{2} \right). \quad (\text{A.29})$$

The identity (a) is implied by Bochner Theorem and (b) follows from the dominated convergence theorem. It is easy to see that $\|G_{\beta}\|_{\infty} \leq 1$ and so $\lim_{n \rightarrow \infty} \text{var} \left(\frac{U_t}{\sqrt{n}} \right) \leq 1$ by the triangle inequality. Moreover, Lemma B.8 shows that the achieved upper bound on $\sigma_n^2 = \text{var} \left(\frac{U_t}{\sqrt{n}} \right)$ is tight up to some constant whenever \hat{K} has a uniformly bounded derivative. Namely, there is a universal constant $c \in (0, 1)$ such that $c \leq \lim_{n \rightarrow \infty} \text{var} \left(\frac{U_t}{\sqrt{n}} \right) \leq 1$ for any $\beta \in (0, 1)$. Applying the union bound, we get

$$\begin{aligned} \mathbb{P}(\mathfrak{T} = 1 \mid \mathbb{H}_0) &\leq n \max_{t=1, \dots, n} \mathbb{P}(|U_t| \geq \mathfrak{R}_{n,\delta} \mid \mathbb{H}_0) = n \max_{t=1, \dots, n} \mathbb{P} \left(\left| \frac{U_t}{\sqrt{n}} \right| \geq \frac{\mathfrak{R}_{n,\delta}}{\sqrt{n}} \mid \mathbb{H}_0 \right) \\ &\leq n \exp \left(-\frac{\mathfrak{R}_{n,\delta}^2}{2n} \right) = \frac{\delta}{2}. \end{aligned} \quad (\text{A.30})$$

Without loss of generality assume that $b > 0$. Now we turn to control the miss detection probability. A line of algebra shows that

$$\min_{\tilde{t} \in \mathcal{C}_n} \mathbb{E} \left(\frac{U_{\tilde{t}}}{\sqrt{n}} \mid \mathbb{H}_{1,\tilde{t}} \right) \geq b\sqrt{\alpha(1-\alpha)}. \quad (\text{A.31})$$

Assume that there is $\tilde{t} \in \mathcal{C}_n$ such that \mathbf{X} satisfies $\mathbb{H}_{1,\tilde{t}}$. It is trivial from (A.31) that there exists a standard Gaussian random variable Z for which $\frac{U_{\tilde{t}}}{\sqrt{n}} \geq b\sqrt{\alpha(1-\alpha)} + \sigma_n Z$ almost surely. Thus,

$$\begin{aligned} \max_{\tilde{t} \in \mathcal{C}_n} \mathbb{P}(\mathfrak{T} = 0 \mid \mathbb{H}_{1,\tilde{t}}) &\leq \max_{\tilde{t} \in \mathcal{C}_n} \mathbb{P} \left(\left| \frac{U_{\tilde{t}}}{\sqrt{n}} \right| \leq \frac{\mathfrak{R}_{n,\delta}}{\sqrt{n}} \mid \mathbb{H}_{1,\tilde{t}} \right) \leq \mathbb{P} \left(b\sqrt{\alpha(1-\alpha)} - \sigma_n |Z| \leq \frac{\mathfrak{R}_{n,\delta}}{\sqrt{n}} \mid \mathbb{H}_{1,\tilde{t}} \right) \\ &\leq \mathbb{P} \left(b\sqrt{\alpha(1-\alpha)} - |Z| \leq \frac{\mathfrak{R}_{n,\delta}}{\sqrt{n}} \mid \mathbb{H}_{1,\tilde{t}} \right) \stackrel{(b)}{\leq} \frac{\delta}{2}. \end{aligned} \quad (\text{A.32})$$

Notice that (b) can be inferred from (5.1) (for sufficiently large c) and a quick derivation which has been omitted due to its simplicity. \square

Proof of Theorem 5.2. We continue to use the same notation as the proof of Theorem 5.1. Note that there are three appropriately chosen vanishing sequences $\{a_n^1\}_{n \in \mathbb{N}}$, $\{a_n^2\}_{n \in \mathbb{N}}$ and $\{a_n^3\}_{n \in \mathbb{N}}$ such the

$$\begin{aligned}
\text{var}(U_t) &= \frac{t}{n(n-t)} \text{var}\left(\sum_{k=t+1}^n X_k\right) + \frac{n-t}{nt} \text{var}\left(\sum_{k=1}^t X_k\right) - \frac{2}{n} \text{cov}\left(\sum_{k=1}^t X_k, \sum_{k=t+1}^n X_k\right) \\
&\stackrel{(a)}{\leq} \frac{t}{n(n-t)} \text{var}\left(\sum_{k=t+1}^n X_k\right) + \frac{n-t}{nt} \text{var}\left(\sum_{k=1}^t X_k\right) + a_n^1 \\
&\stackrel{(b)}{=} \frac{t}{n} f(0) + \frac{n-t}{n} f(0) + a_n^1 + a_n^2 = f(0) + a_n^3,
\end{aligned} \tag{A.33}$$

in which inequality (a) follows from Lemma C.2 and (b) is implied by identity (2.1.3) in [52]. Thus, there is $n_0 \in \mathbb{N}$ (depending on f and ϑ) such that for any $n \geq n_0$, $\max_{t \in \mathcal{C}_n} \text{var}(U_t) \leq (1 + \vartheta) f(0)$. The rest of proof will be omitted because of the analogy to (A.30) and (A.32) in the proof of Theorem 5.1. \square

A.5 Proofs for Section 6

Proof of Theorem 6.1. We follow the standard method for bounding the Bayes risk from below. Observe that

$$\begin{aligned}
\inf_{\mathfrak{T}} \varphi_n(\mathfrak{T}) &= 1 - \sup_{\mathfrak{T}} \inf_{t \in \mathcal{C}_n} [\mathbb{P}(\mathfrak{T} = 0 \mid \mathbb{H}_0) - \mathbb{P}(\mathfrak{T} = 0 \mid \mathbb{H}_{1,t})] \\
&\geq 1 - \inf_{t \in \mathcal{C}_n} \sup_{\mathfrak{T}} |\mathbb{P}(\mathfrak{T} = 0 \mid \mathbb{H}_0) - \mathbb{P}(\mathfrak{T} = 0 \mid \mathbb{H}_{1,t})| \stackrel{(a)}{\geq} 1 - \inf_{t \in \mathcal{C}_n} H(\mathbb{P}_0, \mathbb{P}_{1,t}),
\end{aligned}$$

where (a) follows from inequality 2.27 in [45]. So, it suffices to show that $\inf_{t \in \mathcal{C}_n} H^2(\mathbb{P}_0, \mathbb{P}_{1,t}) \leq (1 - \delta)^2$. A few lines of straightforward algebra on the explicit form of Hellinger distance of Gaussian measures indicates that $\inf_{\mathfrak{T}} \varphi_n(\mathfrak{T}) \geq \delta$, whenever

$$b^2 \inf_{t \in \mathcal{C}_n} \zeta_t^T (\Sigma_n)^{-1} \zeta_t \leq 32 \log \left(\frac{1}{\delta(2 - \delta)} \right). \tag{A.34}$$

Henceforth, it is enough to obtain a tight upper bound on $\inf_{t \in \mathcal{C}_n} \zeta_t^T (\Sigma_n)^{-1} \zeta_t$.

Let $\sigma = 1$ and choose $d > 0$ by $d^{2p-1} = \frac{C'_K \Gamma(p-1/2)}{\sqrt{4\pi} \Gamma(p)}$. Furthermore, let $\hat{F}_{d,p,\sigma} : \mathbb{R} \mapsto \mathbb{R}$ denote the Matern spectral density parametrized by p and d and σ as (2.3). Note that d is well defined due to the first condition in Assumption 6.1. Define $\xi_t \in \mathbb{R}^n$ by $\xi_t(k) = \mathbb{1}_{k>t}$ and let $\xi'_t = \xi_t - \zeta_t$ for any $t \in \mathcal{C}_n$. Moreover, let $\theta_n = \exp(-d/n)$ and $S_t = \{t+1, \dots, n\}$. Finally, define the covariance matrix $\Psi_n \in \mathbb{R}^{n \times n}$ by $\Psi_n = [F_{d,p,\sigma}((r-s)/n)]_{r,s=1}^n$. Observe that

$$\begin{aligned}
\zeta_t^T (\Sigma_n)^{-1} \zeta_t &= 2 \left(\xi_t^T (\Sigma_n)^{-1} \xi_t + \xi_t'^T (\Sigma_n)^{-1} \xi'_t \right) - \mathbb{1}_n^T (\Sigma_n)^{-1} \mathbb{1}_n \\
&\leq 4 \left(\xi_t^T (\Sigma_n)^{-1} \xi_t \vee \xi_t'^T (\Sigma_n)^{-1} \xi'_t \right).
\end{aligned} \tag{A.35}$$

We aim to prove that there is a constant $C := C(p) > 0$ for which $\xi_t^T (\Sigma_n)^{-1} \xi_t \leq Cn^{2p-1}$. The same upper bound can be obtained for $\xi_t'^T (\Sigma_n)^{-1} \xi'_t$ in an analogous manner.

We first show that

$$\left(\frac{\hat{K}}{\hat{F}_{d,p,\sigma}} - 1 \right) \in \mathbb{L}^2(\mathbb{R}). \tag{A.36}$$

Let M represent the finite \limsup in the second condition of Assumption 6.1. Without loss of generality, we can assume that $\beta < 2$ in Assumption 6.1. Using a few lines of algebra along with this condition, we get

$$\begin{aligned} \limsup_{\omega \rightarrow \infty} \left| \omega^\beta \left(\frac{\hat{K}(\omega)}{\hat{F}_{d,p}(\omega)} - 1 \right) \right| &= \limsup_{\omega \rightarrow \infty} \left| \omega^\beta \left(\frac{\hat{K}(\omega) \omega^{2p}}{C'_K} \left(1 + \frac{d^2}{\omega^2} \right)^p - 1 \right) \right| \leq \limsup_{\omega \rightarrow \infty} \left| \omega^\beta \left(\frac{\hat{K}(\omega) \omega^{2p}}{C'_K} - 1 \right) \right| \\ &+ \limsup_{\omega \rightarrow \infty} \left| \omega^\beta \left[\frac{\hat{K}(\omega) \omega^{2p}}{C'_K} \left(\left(1 + \frac{d^2}{\omega^2} \right)^p - 1 \right) \right] \right| \\ &\stackrel{(a)}{=} M + \frac{2pd^2}{C'_K} \limsup_{\omega \rightarrow \infty} \hat{K}(\omega) |\omega|^{2p-2+\beta} \stackrel{(b)}{=} M. \end{aligned}$$

Notice that, identity (a) follows from Assumption 6.1 and first order Taylor expansion of $(1+x)^p$ for infinitesimal $x > 0$. Moreover, (b) follows from the combination of $\beta < 2$ and the first condition in Assumption 6.1. Namely, there is $R > 0$ such that

$$\left| \frac{\hat{K}(\omega)}{\hat{F}_{d,p}(\omega)} - 1 \right| \leq \frac{2M}{|\omega|^\beta}, \quad \forall |\omega| \geq R,$$

which substantiates (A.36) as $\beta > 1/2$.

It is known (4.31, Chapter III, [22]) that there is a function $\phi \in \mathbb{L}^2(\mathbb{R})$ with bounded support such that $\hat{F}_{d,p,\sigma}(\omega) \asymp |\hat{\phi}(\omega)|^2$ as $|\omega| \rightarrow \infty$. Theorem 4 of Skorokhod [42] implies that the associated zero mean Gaussian measures to spectral densities \hat{K} and $\hat{F}_{d,p,\sigma}$ are equivalent. Based upon Lemma B.4, there exists a constant $\mathfrak{H} \in (0, \infty)$ such that

$$\frac{1}{\mathfrak{H}} \leq \left| \lim_{n \rightarrow \infty} \frac{\xi_t^T (\Sigma_n)^{-1} \xi_t}{\xi_t^T (\Psi_n)^{-1} \xi_t} \right| \leq \mathfrak{H}.$$

So, it suffices to show that $\xi_t^T (\Psi_n)^{-1} \xi_t \leq C' n^{2p-1}$ for some appropriately chosen $C' > 0$ depending on \mathfrak{H} and C .

Letting $\nu = p - 1/2$ and recalling \mathfrak{A} , W and D_n from the proof of Theorem 3.1, we have

$$\xi_t^T (\Psi_n)^{-1} \xi_t = (\mathfrak{A}_n \xi_t)^T D_n^{-1} (\mathfrak{A}_n \xi_t) \stackrel{(b)}{\leq} \frac{\|\mathfrak{A}_n \xi_t\|_{\ell_2}^2}{\lambda_{\min}(D_n(S_t, S_t))}. \quad (\text{A.37})$$

Note that inequality (b) is inferred from $\text{supp}(\mathfrak{A}_n \xi_t) = S_t$. Applying a similar technique as (A.5), we get

$$\begin{aligned} \|\mathfrak{A}_n \xi_t\|_{\ell_2}^2 &= (n-t-p)(1-\theta_n)^p + \sum_{k=1}^p \left(\sum_{j=0}^{k-1} \binom{p}{j} (-\theta_n)^j \right)^2 \leq n(1-\theta_n)^p + 2 \sum_{k=1}^p \left(\sum_{j=0}^{k-1} \binom{p}{j} (-1)^j \right)^2 \\ &\leq 2 \binom{2p-2}{p-1} + n(1-\theta_n)^p \leq \alpha^p n^{-(p-1)} + 2(2e)^{p-1} \leq (2e)^p. \end{aligned} \quad (\text{A.38})$$

So, $\xi_t^T (\Psi_n)^{-1} \xi_t \leq (2e)^{2p} [\lambda_{\min}(D_n(S_t, S_t))]^{-1}$.

Next, we control the smallest eigenvalue of $D_n(S_t, S_t)$ from the below. We first control the diagonal entries from below. Note that all the diagonal entries of $D_n(S_t, S_t)$ are the same and given by (cf. (A.8))

$$\begin{aligned} Q &= \int_{\mathbb{R}} \frac{\hat{F}_{d,p}(\omega)}{2\pi} [1 + \theta_n^2 - 2\theta_n \cos(\omega/n)]^p d\omega \stackrel{(c)}{\propto} \int_{\mathbb{R}} \frac{(d^2 + \omega^2)^{-p}}{d^{-2\nu}} [1 + \theta_n^2 - 2\theta_n \cos(\omega/n)]^p d\omega \\ &= n^{-2\nu} \int_{\mathbb{R}} \left[\frac{(1-\theta_n)^2 + 4\theta_n \sin^2(d\omega/2)}{1/n^2 + \omega^2} \right]^p d\omega \stackrel{(d)}{\geq} \frac{n^{-2\nu}}{2} \int_{\mathbb{R}} [\text{sinc}(d\omega/2)]^{2p} d\omega = C'_d n^{-2\nu}, \end{aligned} \quad (\text{A.39})$$

where (c) is obtained from (2.3) and the inequality (d) follows from the fact that for any $\gamma \in (0, 1)$ (here we put $\gamma = 2^{-\frac{1}{p}}$), there is $n_0(\gamma)$ such that for any $n \geq n_0(\gamma)$,

$$\frac{(1 - \theta_n)^2 + 4\theta_n \sin^2(d\omega/2)}{1/n^2 + \omega^2} \geq \gamma d^2 [\text{sinc}(d\omega/2)]^2.$$

The proof of the last inequality will be skipped due to its simplicity.

Now, let $\Xi := D_n(S_t, S_t)/Q$. The combination of (A.37), (A.38) and (A.39) shows that

$$\xi_t^T (\Psi_n)^{-1} \xi_t \leq \frac{C_0 n^{-2\nu}}{\lambda_{\min}(\Xi)} \Rightarrow \xi_t^T (\Sigma_n)^{-1} \xi_t \leq \frac{C'_0 n^{2\nu}}{\lambda_{\min}(\Xi)} = \frac{C'_0 n^{2p-1}}{\lambda_{\min}(\Xi)},$$

for some constants, $C_0(p)$ and C'_0 depending on C_0 , \mathfrak{H} and K . It can be shown using identity 1.2 of [6] that there is some integrable function $g : [-\pi, \pi] \mapsto \mathbb{R}$ with $m_g := \text{essinf}(g) > 0$ such that Ξ is a p -banded correlation matrix, i.e. $\Xi(r, s) = 0$ for $|r - s| \geq p$, and $\Xi = \mathcal{T}_n(f)$. It remains to note that Lemma 6 of [16] implies that $\lambda_{\min}(\Xi) > m_g$ for any n , which concludes the proof. \square

Proof of Theorem 6.2. The proof is similar to the proof of Theorem 6.1, with some minor difference in the detail. Applying the classical technique of bounding $\varphi_n(\mathfrak{T})$ from below in terms of Hellinger distance, we need to verify (A.34). Recalling the formulation of ξ_t and ξ'_t from the proof of Theorem 6.1, we get the following inequality for any $t \in \mathcal{C}_n$,

$$\zeta_t^T (\Sigma_n)^{-1} \zeta_t \stackrel{(a)}{\leq} 4 \left(\xi_t^T (\Sigma_n)^{-1} \xi_t \vee \xi_t'^T (\Sigma_n)^{-1} \xi_t' \right) \stackrel{(b)}{\leq} \frac{4n}{f(0)} + o(n) \stackrel{(c)}{\leq} \frac{4n(1 + \vartheta)}{f(0)}. \quad (\text{A.40})$$

Notice that (a) is exactly the same as inequality (A.35). Moreover, (b) follows from Corollary C.1 and lastly, there is $n_0 \in \mathbb{N}$, which depends on f and ϑ , for which inequality (c) holds. Using (A.40), one can easily verify inequality (A.34) and concluding the proof. \square

B Auxiliary results

This section contains several technical results needed in Appendix A.

Lemma B.1. Let $\sigma_0 \geq 1$ and $n \geq 2$. Let $\mathfrak{Z} \in \mathbb{R}^n$ be a Gaussian random vector with $\mathbb{E}\mathfrak{Z} = \mu$ and $\text{var } \mathfrak{Z}_k \leq \sigma_0^2$ for any $1 \leq k \leq n$. Moreover, let $\mathfrak{R}_n = 1 + 2 \left(\log \left(\frac{2n}{\delta} \right) + \sqrt{\log \left(\frac{2n}{\delta} \right)} \right)$. For any $\delta \in (0, 1)$ and any $n \in \mathbb{N}$, the following results hold.

1. If $\mu = 0$, then $\mathbb{P} \left[\max_{1 \leq j \leq n} \mathfrak{Z}_j^2 \geq \sigma_0^2 \mathfrak{R}_n \right] \leq \frac{\delta}{2}$.
2. If $\max_{1 \leq j \leq n} |\mu_j| \geq 4\sigma_0 \sqrt{\log \left(\frac{2n}{\delta} \right)}$, then $\mathbb{P} \left[\max_{1 \leq j \leq n} \mathfrak{Z}_j^2 \leq \sigma_0^2 \mathfrak{R}_n \right] \leq \frac{\delta}{2}$.

Proof. For brevity, let $\sigma_j = \text{var } \mathfrak{Z}_j$, $j = 1, \dots, n$. Notice that $\left(\frac{\mathfrak{Z}_j}{\sigma_j} \right)^2$ are standard χ_1^2 random variables, for any $j = 1, \dots, n$. Lemma 8.1 in [5] implies that $\mathbb{P}(\mathfrak{Z}_j^2 \geq \sigma_j^2 \mathfrak{R}_n) \leq \frac{\delta}{2n}$. Thus, $\mathbb{P}(\mathfrak{Z}_j^2 \geq \sigma_0^2 \mathfrak{R}_n) \leq \frac{\delta}{2n}$ due to $\sigma_j \leq \sigma_0$. We conclude the proof of the first part by a union bound argument. Now, we turn to prove the second part. Define $k := \arg \max_{1 \leq j \leq n} |\mu_j|$. It is easy to verify that $\mathfrak{R}_n \leq 4 \log \left(\frac{2n}{\delta} \right)$. Observe that

$$\mathbb{P} \left[\max_{1 \leq j \leq n} \mathfrak{Z}_j^2 \leq \sigma_0^2 \mathfrak{R}_n \right] \leq \mathbb{P} \left[\frac{\mathfrak{Z}_k^2}{\sigma_k^2} \leq \left(\frac{\sigma_0}{\sigma_k} \right)^2 \mathfrak{R}_n \right] \leq \mathbb{P} \left[\frac{\mathfrak{Z}_k^2}{\sigma_k^2} \leq 4 \left(\frac{\sigma_0}{\sigma_k} \right)^2 \log \left(\frac{2n}{\delta} \right) \right].$$

Moreover, $\frac{3_k^2}{\sigma_k^2}$ is a non-central χ_1^2 random variables with non-centrality parameter $B_k := \left| \frac{\mu_k}{\sigma_k} \right|$. The lower bound condition on $|\mu_k|$ implies that $B_k \geq 4 \frac{\sigma_0}{\sigma_k} \sqrt{\log \left(\frac{2n}{\delta} \right)}$. We finish the proof by the following inequality,

$$\mathbb{P} \left[\frac{3_k^2}{\sigma_k^2} \leq 4 \left(\frac{\sigma_0}{\sigma_k} \right)^2 \log \left(\frac{2n}{\delta} \right) \right] \stackrel{(a)}{\leq} \mathbb{P} \left[\frac{3_k^2}{\sigma_k^2} \leq 1 + B_k^2 - 2 \sqrt{(1 + 2B_k^2) \log \left(\frac{2}{\delta} \right)} \right] \stackrel{(b)}{\leq} \frac{\delta}{2}.$$

In order to demonstrate inequality (a), we need to show that $1 + B_k^2 - 2 \sqrt{(1 + 2B_k^2) \log \left(\frac{2}{\delta} \right)} \geq 4 \left(\frac{\sigma_0}{\sigma_k} \right)^2 \log \left(\frac{2n}{\delta} \right)$ which can be shown by obvious inequality $\sigma_0/\sigma_k \geq 1$ and a few lines of algebra. Inequality (b) can be inferred from Lemma 8.1 of [5]. \square

Proposition B.1 (*Kantorovich inequality*, (p. 452, [18])). Let $\Sigma \in \mathbb{R}^{n \times n}$ be a non-singular covariance matrix and let $V \in \mathbb{R}^n$ be a non-zero vector. Then, $V^T \Sigma^{-1} V \geq \frac{\|V\|_{\ell_2}^4}{V^T \Sigma V}$.

Lemma B.2. Let K_0 and K_1 be two covariance function with spectral densities \hat{K}_0 and \hat{K}_1 , respectively. Define, $\Sigma_0 := [K_0 \left(\frac{r-s}{n} \right)]_{r,s=1}^n$ and $\Sigma_1 := [K_1 \left(\frac{r-s}{n} \right)]_{r,s=1}^n$. Suppose that there exists $\rho \in (0, 1)$ such that $\left\| \frac{K_1}{K_0} - 1 \right\|_{\infty} \leq \rho$. Then,

$$(a) \quad \Sigma_0 - \Sigma_1 \preceq \frac{\rho}{1-\rho} \Sigma_1.$$

$$(b) \quad \Sigma_1^{-1} (\Sigma_0 - \Sigma_1) \Sigma_1^{-1} \preceq \frac{\rho}{1-\rho} \Sigma_1^{-1}.$$

Proof. Trivial calculations on $\left\| \frac{K_1}{K_0} - 1 \right\|_{\infty} \leq \rho$ shows that for any $\omega \in \mathbb{R}$,

$$\frac{-\rho}{1+\rho} \hat{K}_1(\omega) \leq \hat{K}_0(\omega) - \hat{K}_1(\omega) \leq \frac{\rho}{1-\rho} \hat{K}_1(\omega). \quad (\text{B.1})$$

Choose $v \in \mathbb{R}^n$ arbitrarily. The basic properties of spectral density and inequality (B.1) imply that

$$\begin{aligned} 2\pi v^T (\Sigma_0 - \Sigma_1) v &= \int_{\mathbb{R}} \left(\hat{K}_0(\omega) - \hat{K}_1(\omega) \right) \left| \sum_{\ell=1}^n v_{\ell} e^{j\omega \ell/n} \right|^2 d\omega \leq \frac{\rho}{(1+\rho)} \int_{\mathbb{R}} \hat{K}_1(\omega) \left| \sum_{\ell=1}^n v_{\ell} e^{j\omega \ell/n} \right|^2 d\omega \\ &= \frac{2\pi\rho}{1-\rho} v^T \Sigma_1 v. \end{aligned}$$

Thus, $\Sigma_0 - \Sigma_1 \preceq \frac{\rho}{1-\rho} \Sigma_1$. The second inequality is an obvious implication of the first inequality. \square

Lemma B.3. Let $\delta \in (0, 2)$, $d \in (0, \infty)$ and define $K : \mathbb{R} \mapsto \mathbb{R}$ by $K(r) = \sigma^2 \exp \left(- \left| \frac{r}{d} \right|^{\delta} \right)$. Then,

$$\lim_{\omega \rightarrow \infty} \hat{K}(\omega) |\omega|^{1+\delta} = C_{\delta}(d, \sigma) := \frac{\sigma^2 \delta \Gamma(\delta) \sin \left(\frac{\pi \delta}{2} \right)}{\pi d^{\delta}}.$$

Proof. It is obvious that $C_{\delta}(d, \sigma) = \sigma^2 C_{\delta}(d, 1)$, so without loss of generality assume that $\sigma = 1$. It is trivial that $K(r)$ is of index δ as $|r| \rightarrow 0$, i.e. $\lim_{|r| \rightarrow 0} \frac{1-K(r\lambda)}{1-K(r)} = \lambda^{\delta}$ for any $\lambda > 0$. Thus, applying the Tauberian Theorem (p. 35, [43]) leads to

$$\lim_{\omega \rightarrow \infty} [1 - K(1/\omega)]^{-1} \int_{\omega}^{\infty} \hat{K}(u) du = \frac{\Gamma(\delta) \sin \left(\frac{\pi \delta}{2} \right)}{\pi} = \frac{C_{\delta}(d, 1) d^{\delta}}{\delta}. \quad (\text{B.2})$$

Moreover, the first order Taylor expansion of e^{-x} is at 0, implies that $[1 - K(1/\omega)]^{-1} (d\omega)^{-\delta} \rightarrow 1$ as $\omega \rightarrow 0$. Thus, (B.2) can be rewritten by last limiting identity and applying L'Hospital's rule.

$$C_\delta(d, 1) = \lim_{\omega \rightarrow \infty} \delta d^{-\delta} (d\omega)^\delta \delta \omega^\delta \int_{\omega}^{\infty} \hat{K}(u) du = \lim_{\omega \rightarrow \infty} \delta \omega^\delta \int_{\omega}^{\infty} \hat{K}(u) du = \lim_{\omega \rightarrow \infty} \hat{K}(\omega) |\omega|^{1+\delta}.$$

□

The following Lemma is probably well-known in the literature of Gaussian processes (e.g. the identity 2 of [43] (p.112) is analogous but not exactly same as the part (a) of Lemma B.4). Because of the absence of direct references, we include and prove the following result in this section.

Lemma B.4. Let \mathfrak{G}_i , $i = 1, 2$ be two zero mean stationary Gaussian process in $[0, 1]$ associated to covariance functions K_i , $i = 1, 2$, respectively. For any $n \in \mathbb{N}$, define two positive definite covariance matrices by $\Sigma_n := [K_1(\frac{r-s}{n})]$ and $\Psi_n := [K_2(\frac{r-s}{n})]$. If \mathfrak{G}_1 and \mathfrak{G}_2 induce equivalent measures on the Hilbert space of $\mathbb{L}^2([0, 1])$, then there exists a scalar $\mathfrak{B} \in [1, \infty)$ for which

1. $\frac{1}{\mathfrak{B}} \leq \liminf_{n \rightarrow \infty} \inf_{v \neq \mathbf{0}_n} \frac{v^T \Sigma_n v}{v^T \Psi_n v} \leq \limsup_{n \rightarrow \infty} \sup_{v \neq \mathbf{0}_n} \frac{v^T \Sigma_n v}{v^T \Psi_n v} \leq \mathfrak{B}.$
2. $\frac{1}{\mathfrak{B}} \leq \liminf_{n \rightarrow \infty} \inf_{v \neq \mathbf{0}_n} \frac{v^T \Sigma_n^{-1} v}{v^T \Psi_n^{-1} v} \leq \limsup_{n \rightarrow \infty} \sup_{v \neq \mathbf{0}_n} \frac{v^T \Sigma_n^{-1} v}{v^T \Psi_n^{-1} v} \leq \mathfrak{B}.$

Proof. We use \mathbb{P}_i , $i = 1, 2$ to denote the probability measures with respect to \mathfrak{G}_i , $i = 1, 2$, respectively. Abusing the notation, $\mathbf{X}_n \in \mathbb{R}^n$ represents the random vector generated by sampling Gaussian process at $\{k/n\}_{k=1}^n$ for any $n \in \mathbb{N}$. We prove the existence of a finite scalar \mathfrak{B}_1 for which $\limsup_{n \rightarrow \infty} \sup_{v \neq \mathbf{0}_n} \frac{v^T \Sigma_n v}{v^T \Psi_n v} \leq \mathfrak{B}_1$.

Assume toward contradiction that $\limsup_{n \rightarrow \infty} \sup_{v \neq \mathbf{0}_n} \frac{v^T \Sigma_n v}{v^T \Psi_n v}$ tends to infinity. So, there is a sequence of non-zero vectors $\{v_n \in \mathbb{R}^n\}_{n=1}^\infty$ such that

$$\limsup_{n \rightarrow \infty} \frac{v_n^T \Sigma_n v_n}{v_n^T \Psi_n v_n} = \infty. \quad (\text{B.3})$$

Consider the measurable event $\mathfrak{A}_n = [|\langle v_n, X \rangle| \geq \sqrt{v_n^T \Sigma_n v_n}]$. Simple calculations shows that

$$\mathbb{P}_1(\mathfrak{A}_n) = Q(1), \quad \mathbb{P}_2(\mathfrak{A}_n) = Q\left(\sqrt{\frac{v_n^T \Sigma_n v_n}{v_n^T \Psi_n v_n}}\right), \quad (\text{B.4})$$

in which $Q(\cdot)$ stands for the Q -function, i.e. $Q(r) = \int \frac{1}{\sqrt{2\pi}} \exp(-x^2/2) \mathbb{1}(|x| \geq r) dx$. Combining (B.3) and (B.4) leads to $\limsup_{n \rightarrow \infty} \frac{\mathbb{P}_1(\mathfrak{A}_n)}{\mathbb{P}_2(\mathfrak{A}_n)} = \infty$ which contradicts the absolute continuity of \mathbb{P}_1 with respect to \mathbb{P}_2 . One can show using the same technique that there is $\mathfrak{B}_2 \in (1, \infty)$ such that

$$\frac{1}{\mathfrak{B}_2} \leq \liminf_{n \rightarrow \infty} \inf_{v \neq \mathbf{0}_n} \frac{v^T \Sigma_n v}{v^T \Psi_n v}.$$

We conclude the proof by choosing $\mathfrak{B} = \mathfrak{B}_1 \vee \mathfrak{B}_2$. Now, we turn to substantiate the second claim. Pick a non-zero vector $v \in \mathbb{R}^n$. According to Lemma B.5, there is a suitably chosen n -dimensional vector u (The inner product of u and v is necessarily 1) such that

$$\frac{v^T \Sigma_n^{-1} v}{v^T \Psi_n^{-1} v} = v^T \Sigma_n^{-1} v u^T \Psi_n u = \frac{u^T \Psi_n u}{\max_{\langle \omega, v \rangle = 1} \omega^T \Sigma_n \omega} \leq \frac{u^T \Psi_n u}{u^T \Sigma_n u} \stackrel{(a)}{\leq} \mathfrak{B}.$$

Note that the inequality (a) is obtained from the first part of this Lemma. Taking supremum over all non-zero $v \in \mathbb{R}^n$ and $n \in \mathbb{N}$ terminates the proof. □

Lemma B.5. Let $\Sigma \in \mathbb{R}^{n \times n}$ be a non-singular covariance matrix and let $\omega \in \mathbb{R}^n$ be a non-zero vector. Then,

$$(\omega^T \Sigma^{-1} \omega)^{-1} = \min_{\langle v, \omega \rangle = 1} v^T \Sigma v. \quad (\text{B.5})$$

Proof. Since the optimization problem in (B.5) is a convex program with continuously differentiable objective function and constraint, so its minimal value can be obtained solving the KKT equations. That is, there are $\hat{\lambda} \geq 0$ and \hat{v} such that

$$2\Sigma\hat{v} - \hat{\lambda}\omega = 0, \quad \hat{\lambda}(\langle \hat{v}, \omega \rangle - 1) = 0.$$

Solving the above set of equations yields, $\hat{v} = \frac{\Sigma^{-1}\omega}{\omega^T \Sigma^{-1} \omega}$. The desired result will be established by replacing \hat{v} into the right hand side of (B.5). \square

Lemma B.6. Let $\Omega = \{\eta = (d, \sigma) : \eta \in \Omega\} \subset (0, \infty)^2$ be a compact set such that

$$\text{dist}(\Omega, \{(x, y) : x = 0 \text{ or } y = 0\}) > 0. \quad (\text{B.6})$$

The conditions of Proposition 4.1 are satisfied for the following scenarios.

1. $K(\cdot, \eta)$ is the powered exponential covariance function with known $\beta \in (0, 2)$ and $\eta \in \Omega$.
2. $\hat{K}(\cdot, \eta)$ is the Matern spectral density with known ν , given by (2.3).

Proof. We first substantiate part 1. It is easy to verify the first condition in Proposition 4.1 for powered exponential covariance. For proving the continuity condition, let η_m be a convergent sequence in Ω to η . So

$$\left\| \hat{K}(\cdot, \eta_m) - \hat{K}(\cdot, \eta) \right\|_{\infty} \leq \int_{\mathbb{R}} |K(r, \eta_m) - K(r, \eta)| dr \rightarrow 0, \quad \text{as } m \rightarrow \infty$$

due to the dominated convergence Theorem. Finally, Lemma B.3 and a few lines of algebra imply that

$$\sup_{\eta \in \Omega} \|\nabla \log \mathfrak{C}_{K, \Omega}(\eta)\|_{\ell_2} = 2 \sup_{(\sigma, d) \in \Omega} \sqrt{\sigma^{-2} + (\beta/d)^2} < \infty.$$

Notice that the last inequality is a consequence of (B.6). Now we turn to the proof of second part. The verification of the first two conditions in Proposition 4.1 is analogous to the powered exponential covariance function. Note that $\mathfrak{C}_{K, \Omega}(\eta) = \frac{\sigma^2 \sqrt{4\pi} \Gamma(\nu+1/2)}{\Gamma(\nu)} d^{2\nu}$ for Matern covariance. Thus,

$$\sup_{\eta \in \Omega} \|\nabla \log \mathfrak{C}_{K, \Omega}(\eta)\|_{\ell_2} = 2 \sup_{(\sigma, d) \in \Omega} \sqrt{\sigma^{-2} + (\nu/d)^2} < \infty.$$

\square

Lemma B.7. Suppose that $\hat{K}(\omega, \eta)$ satisfies the conditions in the part 2 of Lemma B.6 and the taper function $\hat{f}_{\text{tap}}(\omega)$ admits Assumption 4.2. Let $\hat{K}_{\text{tap}}(\cdot, \eta)$ be the convolution of $\hat{K}(\omega, \eta)$ and \hat{f}_{tap} . Then,

$$g(\eta) = \left\| \frac{\hat{K}_{\text{tap}}(\cdot, \eta)}{\hat{K}(\cdot, \eta)} - 1 \right\|_2,$$

is a continuous function of η in Ω .

Proof. Let $d_{\max} = \sup\{d : (\sigma, d) \in \Omega\}$ and $d_{\min} = \inf\{d : (\sigma, d) \in \Omega\}$. Note that $0 < d_{\min} \leq d_{\max} < \infty$ as Ω is a compact set in the interior of the upper right half-plane. define $h : \mathbb{R} \times \Omega \mapsto (0, \infty)$ by

$$h(\omega, \eta) := \frac{\hat{K}_{\text{tap}}(\omega, \eta)}{\hat{K}(\omega, \eta)} - 1 = \int_{-\infty}^{\infty} \hat{f}_{\text{tap}}(\omega - u) \frac{\hat{K}(u, \eta)}{\hat{K}(\omega, \eta)} du - 1.$$

We first show that for any fixed $\omega \in \mathbb{R}$, $h(\omega, \eta)$ is a continuous function of η . Define two real valued function $h_{d,\omega}(u) = \left(\frac{d_{\max}^2 + \omega^2}{d_{\min}^2 + u^2}\right)^{\nu+1/2}$ and $p(u, \eta) := \hat{f}_{\text{tap}}(\omega - u) \frac{\hat{K}(u, \eta)}{\hat{K}(\omega, \eta)}$. Note that $h_{d,\omega}$ is integrable and for any $u \in \mathbb{R}$, $p(u, \cdot)$ is a continuous function of η . Moreover,

$$\sup_{\eta=(\sigma, d) \in \Omega} p(u, \eta) = \hat{f}_{\text{tap}}(\omega - u) \sup_{\eta \in \Omega} \left(\frac{d^2 + \omega^2}{d^2 + u^2}\right)^{\nu+1/2} \leq \sup_{\eta \in \Omega} \left(\frac{d^2 + \omega^2}{d^2 + u^2}\right)^{\nu+1/2} \leq h_{d,\omega}(u).$$

Choose $\eta \in \Omega$ and a convergent sequence $\{\eta_n\}_{n=1}^\infty \subset \Omega$ to η , in an arbitrary fashion. The dominated convergence theorem shows that

$$\lim_{n \rightarrow \infty} h(\omega, \eta_n) = \lim_{n \rightarrow \infty} \int_{-\infty}^{\infty} p(u, \eta_n) du = h(\omega, \eta),$$

which confirms the continuity of h with respect to η . Now, we demonstrate the continuity of g . Notice that $g(\eta) = \|h(\cdot, \eta)\|_2$. One can show using the exact same technique as Lemma 4 of [10] (with a minor algebraic difference) that there is a function $q : \mathbb{R} \mapsto \mathbb{R}$ given by $q(\omega) = \mathfrak{L}_1 \vee \mathfrak{L}_2 |\omega|^{-(1+r)}$, where \mathfrak{L}_1 , \mathfrak{L}_2 and r are appropriately chosen finite positive scalars, uniformly dominating $h(\omega, \eta)$ over Ω . Namely,

$$\sup_{\eta \in \Omega} h(\omega, \eta) \leq q(\omega).$$

Thus,

$$\left| \lim_{n \rightarrow \infty} g(\eta_n) - g(\eta) \right| \leq \lim_{n \rightarrow \infty} \|h(\cdot, \eta) - h(\cdot, \eta_n)\|_2 = \left(\int_{-\infty}^{\infty} [h^2(\omega, \eta) - h^2(\omega, \eta_n)] d\omega \right)^{1/2} \stackrel{(a)}{=} 0,$$

terminating the proof. Notice that identity (a) follows from the continuity of h with respect to η and the dominated convergence theorem. \square

Lemma B.8. Let K be a covariance function such that $\|\hat{K}'\|_\infty < \infty$ and define $G_\beta : \mathbb{R} \mapsto [0, 1]$ by (A.29). Then, there is a universal constant $c > 0$ such that

$$\inf_{\beta \in (0, 1)} \int_{-\infty}^{\infty} \hat{K}(\omega) G_\beta(\omega) d\omega \geq c.$$

Proof. Observe that for any $\omega \in \mathbb{R}$, $G_\beta(\omega)$ is a quadratic function of β in the compact interval $[0, 1]$ and $\lim_{n \rightarrow \infty} \|G_{\beta_n} - G_\beta\|_\infty = 0$ for any convergent sequence $\beta_n \rightarrow \beta$. This property implies that

$$\inf_{\beta \in (0, 1)} \int_{-\infty}^{\infty} \hat{K}(\omega) G_\beta(\omega) d\omega \geq \frac{1}{2} \left[\inf_{\beta \in (0, 1), |\beta - 1/2| \geq r} \int_{-\infty}^{\infty} \hat{K}(\omega) G_\beta(\omega) d\omega \wedge \int_{-\infty}^{\infty} \hat{K}(\omega) G_{0.5}(\omega) d\omega \right]. \quad (\text{B.7})$$

for some sufficiently small $r > 0$. Observe that, $G_\beta(0) = (1 - 2\beta)^2 > 0$ for $\beta \neq 1/2$. The differentiability of G_β and $\hat{K}(\omega)$ implies the existence of a non-degenerate open interval \mathcal{I}_β centered at 0 such that,

$$\inf_{\omega \in \mathcal{I}_\beta} \hat{K}(\omega) G_\beta(\omega) \geq \frac{(1 - 2\beta)^2 \hat{K}(0)}{2} \Rightarrow \int_{-\infty}^{\infty} \frac{\hat{K}(\omega) G_\beta(\omega)}{2\pi} d\omega \geq \frac{(1 - 2\beta)^2 \hat{K}(0)}{4\pi} |\mathcal{I}_\beta|.$$

Notice that $\inf_{|\beta-1/2|\geq r} (1-2\beta)^2 |\mathcal{I}_\beta| > 0$. So, we just need to show that the corresponding term to $\beta = 1/2$ in the right hand side of (B.7) is strictly positive. For $\beta = 1/2$, $G_\beta(\omega) = [\text{sinc}(\omega/4) \sin(\omega/2)]^2$ and so

$$\int_{-\infty}^{\infty} \frac{\hat{K}(\omega) G_\beta(\omega)}{2\pi} d\omega \geq \int_{-2\pi}^{2\pi} \frac{\hat{K}(\omega) [\text{sinc}(\omega/4) \sin(\omega/2)]^2}{2\pi} d\omega \stackrel{(b)}{\geq} \frac{2}{\pi^3} \int_{-2\pi}^{2\pi} \hat{K}(\omega) \sin^2(\omega/2) d\omega \stackrel{(c)}{>} 0.$$

Note that (b) is a consequence of monotonicity of $\text{sinc}(\cdot)$ in the interval $(0, \pi/2)$ and inequality (c) follows from the combination of $|\hat{K}'(0)| < \infty$ and $\hat{K}(0) > 0$. \square

C Non-asymptotic behaviour of the inverse of Toeplitz matrices

In this section, we investigate some non-asymptotic properties of the inverse of Toeplitz matrices with polynomially decaying off-diagonal entries. The developed results plays a crucial role in the analysis of GLRT in increasing domain. We first introduced some simplifying notation. For any symmetric and periodic function $f \in \mathbb{L}^\infty(\mathbb{R})$ with period 2π , define

$$\mathcal{T}_{\mathbb{N}}(f) := \begin{pmatrix} f_0 & f_1 & f_2 & \cdots \\ f_1 & f_0 & f_1 & \ddots \\ f_2 & f_1 & f_0 & \ddots \\ \vdots & \ddots & \ddots & \ddots \end{pmatrix}.$$

in which $\{f_m\}_{m \in \mathbb{Z}}$ denotes the set of Fourier coefficients of f and $f_{-m} = f_m$ for any $m \in \mathbb{Z}$. Moreover, let $\mathcal{T}_n(f) = [\mathcal{T}_{\mathbb{N}}(f)]_{r,s=1}^n$. Finally, for any $S_n, S'_n \subseteq \{1, \dots, n\}$ and any $\mathfrak{A}_n \in \mathbb{R}^{n \times n}$ define

$$\tau(\mathfrak{A}_n, S_n, S'_n) := \frac{\mathbb{1}_{S_n}^T \mathfrak{A}_n \mathbb{1}_{S'_n}}{\sqrt{|S_n|} |S'_n|},$$

in which $\mathbb{1}_{S_n} \in \mathbb{R}^n$ represents the indicator vector of S_n in $\{1, \dots, n\}$. For the sake of brevity, we use the shorthand notation $\tau(\mathfrak{A}_n, S_n)$ if $S_n = S'_n$. Throughout this section we assume that there exists some $\alpha \in (0, 1/2)$ such that $\mathcal{C}_n = [\alpha n, (1-\alpha)n]$ and \mathfrak{A}_n is a Toeplitz covariance matrix where its generator satisfies Assumption 2.2 for some c, λ, m_f and M_f . We also use $\mathfrak{A}_{\mathbb{N}}$ to indicate the infinite sized version of \mathfrak{A}_n .

Lemma C.1. Let $S_n = \{1, \dots, t\}$ for some $t \in \mathcal{C}_n$ and $S_n^c = \{1, \dots, n\} \setminus S_n$. There is a bounded constant $C \geq 0$ depending on f and α such that

$$|\tau(\mathfrak{A}_n^{-1}, S_n, S_n^c)| \leq C n^{-(\lambda \wedge 1)} (\mathbb{1}_{\{\lambda \neq 1\}} + \mathbb{1}_{\{\lambda = 1\}} \log n).$$

Proof. Without loss of generality assume that $t \leq n-t$. The proof is based upon the well known fact that for a positive definite matrix with polynomially decaying off-diagonal entries, the corresponding elements of its inverse shrink with same rate (See e.g. [24]). For any $d \in \{1, \dots, n-1\}$, let

$$\zeta(d, t) := \{(r, s) : r \in S_n, s \notin S_n, |r-s| = d\}.$$

A simple counting argument leads to

$$|\zeta(d, t)| = \begin{cases} d, & d \in \{1, \dots, t\} \\ t, & d \in \{t, \dots, n-t\} \\ n-d, & d \in \{n-t+1, \dots, n-1\} \end{cases}. \quad (\text{C.1})$$

Using triangle inequality and rearranging the different components in $\tau(\mathfrak{A}_n^{-1}, S_n, S_n^c)$, we get

$$|\tau(\mathfrak{A}_n^{-1}, S_n, S_n^c)| \leq \frac{1}{\sqrt{t(n-t)}} \sum_{d=1}^{n-1} |\zeta(d, t)| \max_{(r,s) \in \zeta(d,t)} |\mathfrak{A}_n^{-1}(r, s)|. \quad (\text{C.2})$$

According to Lemma A1 of [17], there is a $C(f)$ for which the entries of \mathfrak{A}_n^{-1} admits the following inequality,

$$|\mathfrak{A}_n^{-1}(r, s)| \leq \frac{\tilde{C}(f)}{(1 + |r - s|)^{1+\lambda}}. \quad (\text{C.3})$$

We terminate the proof by substituting inequality (C.3) and identity (C.1) into inequality (C.2). We will skip the algebraic details due to lack of space.

$$\begin{aligned} |\tau(\mathfrak{A}_n^{-1}, S_n, S_n^c)| &\leq \frac{\tilde{C}}{\sqrt{t(n-t)}} \left(\sum_{d=1}^t \frac{d}{(1+d)^{1+\lambda}} + \sum_{d=t+1}^{n-t} \frac{t}{(1+d)^{1+\lambda}} \right) + \sum_{d=n-t+1}^{n-1} \frac{n-d}{(1+d)^{1+\lambda}} \\ &\stackrel{(a)}{\leq} C n^{-(\lambda \wedge 1)} (\mathbb{1}_{\{\lambda \neq 1\}} + \mathbb{1}_{\{\lambda = 1\}} \log n). \end{aligned}$$

Note that inequality (a) follows from the fact that $\sqrt{t(n-t)} \asymp n$. □

The proof of the following result is omitted due to its analogy to the proof of Lemma C.1.

Lemma C.2. With the same conditions and notation as Lemma C.1, there is a non-negative constant $C' := C'(f)$ such that

$$|\tau(\mathfrak{A}_n, S_n, S_n^c)| \leq C' n^{-(\lambda \wedge 1)} (\mathbb{1}_{\{\lambda \neq 1\}} + \mathbb{1}_{\{\lambda = 1\}} \log n).$$

Proposition C.1. Define the infinite column vector $\nu_n \in \mathbb{R}^{\mathbb{N}}$ by $\nu_n(r) = \mathbb{1}_{\{r \leq n\}}$. Then, there is a constant $C := C(f, \alpha)$ such that

$$\left| \frac{1}{n} \nu_n^T \mathfrak{A}_{\mathbb{N}}^{-1} \nu_n - \frac{1}{f(0)} \right| \leq C \left(n^{-(\lambda - \epsilon)} \mathbb{1}_{\{\lambda \in (0, 1]\}} + n^{-1} \mathbb{1}_{\{\lambda > 1\}} \right),$$

in which $\epsilon \in (0, \lambda)$ is chosen in an arbitrary way.

Proof. We obtain an upper bound on $\left(\frac{1}{n} \nu_n^T \mathfrak{A}_{\mathbb{N}}^{-1} \nu_n - \frac{1}{f(0)} \right)$ and the lower bound can be achieved using akin techniques. For brevity, let $g = \frac{1}{f}$. According to Proposition 1.12 of [7], $\mathfrak{A}_{\mathbb{N}}^{-1}$ satisfies the following identity,

$$\mathfrak{A}_{\mathbb{N}}^{-1} = \mathcal{T}_{\mathbb{N}}(g) + \mathfrak{A}_{\mathbb{N}}^{-1} \mathcal{H}_{\mathbb{N}}(f) \mathcal{H}_{\mathbb{N}}(g), \quad (\text{C.4})$$

in which $\mathcal{H}_{\mathbb{N}}(f)$ is the generated *Hankel* matrix by f as

$$\mathcal{H}_{\mathbb{N}}(f) = \begin{pmatrix} f_1 & f_2 & f_3 & \cdots \\ f_2 & f_3 & f_4 & \cdots \\ f_3 & f_4 & f_5 & \cdots \\ \vdots & \vdots & \vdots & \ddots \end{pmatrix}.$$

$\mathcal{H}_{\mathbb{N}}(g)$ can also be defined in a similar way. A simple algebraic manipulation on identity C.4 leads to

$$\begin{aligned}
\frac{1}{n} \nu_n^T \mathfrak{A}_{\mathbb{N}}^{-1} \nu_n &= \frac{1}{n} \nu_n^T \mathcal{T}_{\mathbb{N}}(g) \nu_n + \frac{\nu_n^T \mathfrak{A}_{\mathbb{N}}^{-1} \mathcal{H}_{\mathbb{N}}(f) \mathcal{H}_{\mathbb{N}}(g) \nu_n}{n} \\
&= \frac{1}{n} \nu_n^T \mathcal{T}_{\mathbb{N}}(g) \nu_n + \frac{1}{n} \sum_{r=1}^n \sum_{s=1}^n \langle \mathfrak{A}_{\mathbb{N}}^{-1} \mathcal{H}_{\mathbb{N}}(f) e_{\mathbb{N}}(r), \mathcal{H}_{\mathbb{N}}(g) e_{\mathbb{N}}(s) \rangle \\
&\stackrel{(a)}{\leq} \frac{1}{n} \nu_n^T \mathcal{T}_{\mathbb{N}}(g) \nu_n + \frac{\|\mathfrak{A}_{\mathbb{N}}^{-1}\|_{2 \rightarrow 2}}{n} \sum_{r=1}^n \|\mathcal{H}_{\mathbb{N}}(g) e_{\mathbb{N}}(r)\|_{\ell_2} \sum_{s=1}^n \|\mathcal{H}_{\mathbb{N}}(f) e_{\mathbb{N}}(s)\|_{\ell_2} \\
&\leq \frac{1}{n} \nu_n^T \mathcal{T}_{\mathbb{N}}(g) \nu_n + \frac{1}{nm_f} \left(\sum_{r=1}^n \|\mathcal{H}_{\mathbb{N}}(g) e_{\mathbb{N}}(r)\|_{\ell_2} \vee \sum_{s=1}^n \|\mathcal{H}_{\mathbb{N}}(f) e_{\mathbb{N}}(s)\|_{\ell_2} \right)^2.
\end{aligned} \tag{C.5}$$

Note that (a) is direct consequence of the combination of generalized Cauchy-Schwartz inequality and simple properties of operator norm; The last inequality of C.5 can be obtained by inequality (1.14) of [7] on the operator norm of Toeplitz matrices. As next step, we control $\sum_{r=1}^n \|\mathcal{H}_{\mathbb{N}}(g) e_{\mathbb{N}}(r)\|_{\ell_2}$ from above. It is known that if $m_f > 0$ and f satisfies condition 2.5, then g does as well. So, there bounded are constants $c(\lambda), c'(\lambda), c''(\lambda) > 0$ such that

$$\begin{aligned}
\sum_{j=1}^n \|\mathcal{H}_{\mathbb{N}}(g) e_{\mathbb{N}}(r)\|_{\ell_2} &= \sum_{r=1}^n \sqrt{\sum_{k=r}^{\infty} |g_k|^2} \leq c \sum_{r=1}^n \sqrt{\int_r^{\infty} x^{-(2+2\lambda)} dx} \leq c' \sum_{r=1}^n j^{-(1/2+\lambda)} \\
&\leq c'' \left(n^{1/2-\lambda} \mathbb{1}_{\{\lambda \in (0, 1/2)\}} + \log n \mathbb{1}_{\{\lambda = 1/2\}} + \mathbb{1}_{\{\lambda > 1/2\}} \right).
\end{aligned} \tag{C.6}$$

Henceforth, there is some constant strictly positive \tilde{c} (depending on λ) such that

$$\frac{1}{n} \nu_n^T \mathfrak{A}_{\mathbb{N}}^{-1} \nu_n \leq \frac{1}{n} \nu_n^T \mathcal{T}_{\mathbb{N}}(g) \nu_n + \tilde{c} \left(n^{-2\lambda} \mathbb{1}_{\{\lambda \in (0, 1/2)\}} + n^{-1} \log^2 n \mathbb{1}_{\{\lambda = 1/2\}} + n^{-1} \mathbb{1}_{\{\lambda > 1/2\}} \right). \tag{C.7}$$

Lastly, we obtain an upper bound on $\frac{1}{n} \nu_n^T \mathcal{T}_{\mathbb{N}}(g) \nu_n$. $\nu_n^T \mathcal{T}_{\mathbb{N}}(g) \nu_n$ can be viewed as variance of $S_n = \sum_{k=1}^n X_k$ where $\{X_k\}_{k \in \mathbb{N}}$ is a stationary process with spectral density g . Thus, identity 2.1.2 of [52] shows that

$$\begin{aligned}
\frac{1}{n} \nu_n^T \mathcal{T}_{\mathbb{N}}(g) \nu_n &= \frac{1}{\pi n} \int_{-\frac{\pi}{2}}^{\frac{\pi}{2}} \left(\frac{\sin(n\omega)}{\sin(\omega)} \right)^2 g(2\omega) d\omega = \frac{g(0)}{\pi n} \int_{-\frac{\pi}{2}}^{\frac{\pi}{2}} \left(\frac{\sin(n\omega)}{\sin(\omega)} \right)^2 d\omega \\
&+ \frac{2}{\pi n} \int_{-\frac{\pi}{2}}^{\frac{\pi}{2}} \left(\frac{\sin(n\omega)}{\sin(\omega)} \right)^2 [g(2\omega) - g(0)] d\omega \stackrel{(a)}{=} \frac{1}{f(0)} + \frac{2}{\pi n} \int_{-\frac{\pi}{2}}^{\frac{\pi}{2}} \left(\frac{\sin(n\omega)}{\sin(\omega)} \right)^2 [g(2\omega) - g(0)] d\omega \\
&\stackrel{(b)}{\leq} \frac{1}{f(0)} + \frac{2 \sum_{m \in \mathbb{Z}} |f_m| |m|^{\lambda'}}{\pi n m_f f(0)} \int_{-\frac{\pi}{2}}^{\frac{\pi}{2}} \left(\frac{\sin(n\omega)}{\sin(\omega)} \right)^2 |\omega|^{\lambda'} d\omega.
\end{aligned} \tag{C.8}$$

Identity (a) follows from the following results which can be proved by applying *Parseval's identity* on the triangular pulse centred at 0.

$$\frac{1}{\pi n} \int_{-\frac{\pi}{2}}^{\frac{\pi}{2}} \left(\frac{\sin(n\omega)}{\sin(\omega)} \right)^2 d\omega = 1$$

Based upon the following inequality, g inherits the Holder property from f .

$$|g(2\omega) - g(0)| = \left| \frac{f(2\omega) - f(0)}{f(0)f(2\omega)} \right| \leq \frac{|f(2\omega) - f(0)|}{f(0)m_f}.$$

Hence, (b) is implied by this inheritance property and Proposition 3.2.12 of [15] regarding that f is a (λ') -Holder function for any $0 \leq \lambda' < \lambda$.

For any $\lambda \in (0, 1]$, choose $\epsilon = \epsilon(\lambda) > 0$ such that $(\lambda - \epsilon) > 0$. Let $\lambda' = (\lambda - \epsilon) \mathbb{1}_{\{\lambda \in (0, 1]\}} + \frac{1+\lambda}{2} \mathbb{1}_{\{\lambda > 1\}}$. Obviously $\lambda' < \lambda$ and $\lambda' > 1$ for any $\lambda > 1$. Notice that $\sum_{m \in \mathbb{Z}} |f_m| |m|^{\lambda'}$ is bounded, so,

$$\begin{aligned} \frac{1}{n} \int_{-\frac{\pi}{2}}^{\frac{\pi}{2}} \left(\frac{\sin(n\omega)}{\sin(\omega)} \right)^2 |\omega|^{\lambda'} d\omega &\stackrel{(a_0)}{\asymp} \int_0^{\frac{\pi}{2}} \frac{\sin^2(n\omega)}{(n\omega)^2} |\omega|^{\lambda'} dn\omega = n^{-\lambda'} \int_0^{\frac{n\pi}{2}} \frac{\sin^2(u)}{u^{2-\lambda'}} du \\ &\stackrel{(a_1)}{\leq} \hat{c} \left(n^{-\lambda+\epsilon} \mathbb{1}_{\{\lambda \in (0, 1]\}} + n^{-1} \mathbb{1}_{\{\lambda > 1\}} \right). \end{aligned} \quad (C.9)$$

Inequality (a_0) follows from the fact that $\frac{2}{\pi} \leq \left| \frac{\sin \omega}{\omega} \right| \leq 1$ for any $\omega \in (0, \frac{\pi}{2})$ and (a_1) is given by simple integration techniques. Combination of (C.7)-(C.9) and concludes the proof. \square

Proposition C.2. Let $S_n = \{1, \dots, n\}$. Under the same notation and assumptions as Proposition C.1, we have

$$\left| \frac{1}{n} \nu_n^T \mathfrak{A}_{\mathbb{N}}^{-1} \nu_n - \tau(\mathfrak{A}_{\mathbb{N}}^{-1}, S_n) \right| \leq C \left(n^{-(\lambda-\epsilon)} \mathbb{1}_{\{\lambda \in (0, 1]\}} + n^{-1} \mathbb{1}_{\{\lambda > 1\}} \right).$$

Proof. Using *Widom's theorem* (Theorem 2.14, [7]) and one line of straightforward algebra, there is a matrix $D_n \in \mathbb{R}^{n \times n}$ such that

$$\begin{aligned} \left| \frac{1}{n} \nu_n^T \mathfrak{A}_{\mathbb{N}}^{-1} \nu_n - \tau(\mathfrak{A}_{\mathbb{N}}^{-1}, S_n) \right| &= \left| \frac{1}{n} \nu_n^T \mathfrak{W}_n (\mathfrak{A}_{\mathbb{N}}^{-1} - \mathcal{T}_{\mathbb{N}}(g)) \mathfrak{W}_n \nu_n + \tau(D_n, S_n) \right| \\ &\leq \|D_n\|_{2 \rightarrow 2} + \left| \frac{1}{n} \nu_n^T \mathfrak{W}_n (\mathfrak{A}_{\mathbb{N}}^{-1} - \mathcal{T}_{\mathbb{N}}(g)) \mathfrak{W}_n \nu_n \right|. \end{aligned}$$

\mathfrak{W}_n is a bounded operator which is defined by $\mathfrak{W}_n(\nu) = (\nu_n, \dots, \nu_1, 0, 0, \dots)$ for any $\nu \in \ell^2$. Based upon Theorem 2.15 of [7] (first equation, p. 44), $\|D_n\|_{2 \rightarrow 2} = o(n^{-\lambda})$. Moreover, the special form of \mathfrak{W}_n , gives

$$\left| \frac{1}{n} (\mathfrak{W}_n \nu_n)^T (\mathfrak{A}_{\mathbb{N}}^{-1} - \mathcal{T}_{\mathbb{N}}(g)) \mathfrak{W}_n \nu_n \right| = \left| \frac{1}{n} \nu_n^T (\mathfrak{A}_{\mathbb{N}}^{-1} - \mathcal{T}_{\mathbb{N}}(g)) \nu_n \right|.$$

Ultimately, combining the same tricks as inequality (a) in (C.5), identity (C.4) and inequality (C.6) yields

$$\left| \frac{1}{n} \nu_n^T \mathfrak{W}_n (\mathfrak{A}_{\mathbb{N}}^{-1} - \mathcal{T}_{\mathbb{N}}(g)) \mathfrak{W}_n \nu_n \right| \leq C' \left(n^{-(\lambda-\epsilon)} \mathbb{1}_{\{\lambda \in (0, 1]\}} + n^{-1} \mathbb{1}_{\{\lambda > 1\}} \right),$$

for some constant $C'(\lambda) > 0$. We end the proof by using triangle inequality. \square

Corollary C.1. There is a constant $C > 0$ depending on f such that

$$\left| \tau(\Sigma_n^{-1}, \{1, \dots, n\}) - \frac{1}{f(0)} \right| \leq C' \left(n^{-(\lambda-\epsilon)} \mathbb{1}_{\{\lambda \in (0, 1]\}} + n^{-1} \mathbb{1}_{\{\lambda > 1\}} \right). \quad (C.10)$$

Acknowledgment. This research is partially supported by NSF grant ACI-1047871. Additionally, CS is partially supported by NSF grants 1422157, 1217880, and 0953135, and LN by NSF CAREER award DMS-1351362, NSF CNS-1409303, and NSF CCF-1115769.

References

- [1] S. Adak, "Time-dependent spectral analysis of non-stationary time series", *Journal of the American Statistical Association* 93, no. 444 (1998): 1488-1501.
- [2] E. Anderes, "On the consistent separation of scale and variance for Gaussian random fields", *The Annals of Statistics* (2010): 870-893.
- [3] J. Antoch, M. Hušková and Z. Prášková, "Effect of dependence on statistics for determination of change", *Journal of Statistical Planning and Inference* 60, No. 2 (1997): 291-310.
- [4] P. Bertrand, P. Raphael, M. Fhima and A. Guillin, "Off-line detection of multiple change points by the filtered derivative with p-value method", *Sequential Analysis* 30, no. 2 (2011): 172-207.
- [5] L. Birgé, "An alternative point of view on Lepski's method", *Lecture Notes-Monograph Series*, 2001, p. 113-133.
- [6] D. Bolin and F. Lindgren, "Spatial models generated by nested stochastic partial differential equations, with an application to global ozone mapping", *The Annals of Applied Statistics* 5, no. 1 (2011): 523-550.
- [7] A. Böttcher and B. Silbermann, "Introduction to large truncated Toeplitz matrices", *Springer*, 1999.
- [8] V. Chandola and R.R. Vatsavai, "A Gaussian process based online change detection algorithm for monitoring periodic time series." In *SDM*, pp. 95-106. 2011.
- [9] R. Dahlhaus, "Fitting time series models to nonstationary processes", *The Annals of Statistics* 25, no. 1 (1997): 1-37.
- [10] J. Du, H. Zhang and V.S. Mandrekar, "Fixed-domain asymptotic properties of tapered maximum likelihood estimators", *The Annals of Statistics* 37, no. 6A (2009): 3330-3361.
- [11] H. Exton, "*q*-Hypergeometric functions and applications", Horwood, 1983.
- [12] R. Furrer, M.G. Genton and D. Nychka, "Covariance tapering for interpolation of large spatial datasets", *Journal of Computational and Graphical Statistics* 15, no. 3 (2006).
- [13] E. Gabriel, D. Allard and J.N. Bacro, "Estimating and testing zones of abrupt change for spatial data", *Statistics and Computing* 21, no. 1 (2011): 107-120.
- [14] O. Gillet, S. Essid and G. Richard, "On the correlation of automatic audio and visual segmentations of music videos", *Circuits and Systems for Video Technology, IEEE Transactions on* 17, no. 3 (2007): 347-355.
- [15] L. Grafakos, "Classical Fourier analysis", Vol. 86, Springer, 2008.
- [16] R.M. Gray, "Toeplitz and circulant matrices: A review", *now publishers inc*, 2006.
- [17] P. Hall and J. Jin, "Innovated higher criticism for detecting sparse signals in correlated noise", *The Annals of Statistics* 38, No. 3 (2010), 1686-1732.
- [18] R.A. Horn and C.R. Johnson, "Matrix analysis", *Cambridge university press*, 2012.
- [19] L. Horváth, "Detection of changes in linear sequences", *Annals of the Institute of Statistical Mathematics* 49, No. 2 (1997): 271-283.
- [20] L. Horváth and M. Hušková, "Change point detection in panel data", *Journal of Time Series Analysis* 33, no. 4 (2012): 631-648.

- [21] X. Hu, H. Qiu and N. Iyer, “Multivariate change detection for time series data in aircraft engine fault diagnostics”, In Systems, Man and Cybernetics, *ISIC. IEEE International Conference on*, pp. 2484-2489. IEEE, 2007.
- [22] I.A. Ibragimov and Y.A. Rozanov, “Gaussian random processes”, *Springer*, 1978.
- [23] B.G. Ivanoff and E. Merzbach, “Optimal detection of a change-set in a spatial Poisson process”, *The Annals of Applied Probability* (2010): 640-659.
- [24] S. Jaffard, “Propriétés des matrices bien localisées près de leur diagonale et quelques applications”, *Ann. Inst. Henri Poincaré*, 7, 1990, pp. 461–476
- [25] C.G. Kaufman, M.J. Schervish and D.W. Nychka, “Covariance tapering for likelihood-based estimation in large spatial data sets”, *Journal of the American Statistical Association* 103, no. 484 (2008): 1545-1555.
- [26] Y. Kawahara and M. Sugiyama, “Change-point detection in time-series data by direct density-ratio estimation”, In Proceedings of *SIAM International Conference on Data Mining (SDM)*, pp. 389-400. 2009.
- [27] P. Kokoszka and R. Leipus, “Change-point in the mean of dependent observations”, *Statistics and probability letters* 40, No. 4 (1998): 385-393.
- [28] M. Last and R. Shumway, “Detecting abrupt changes in a piecewise locally stationary time series”, *Journal of multivariate analysis* 99, no. 2 (2008): 191-214.
- [29] M. Lavielle, “Using penalized contrasts for the change-point problem”, *Signal Processing* 85, no. 8 (2005): 1501-1510.
- [30] C. Levy-leduc, “Catching change-points with lasso”, In *Advances in Neural Information Processing Systems(NIPS)*, pp. 617-624. 2007.
- [31] J. Liu, L. Yuan, and J. Ye, “An efficient algorithm for a class of fused lasso problems”, In *Proceedings of the 16th ACM SIGKDD international conference on Knowledge discovery and data mining*, pp. 323-332. ACM, 2010.
- [32] W.L. Loh and T.K. Lam, “Estimating structured correlation matrices in smooth Gaussian random field models”, *The Annals of Statistics* 28, no. 3 (2000): 880-904.
- [33] H.Y. Noh, R. Rajagopal and A.S. Kiremidjian, “Damage diagnosis algorithm using a sequential change point detection method with an unknown distribution for damage”, In *SPIE Smart Structures and Materials+ Nondestructive Evaluation and Health Monitoring*, pp. 834507-834507. International Society for Optics and Photonics, 2012.
- [34] M.P. Pacifico, C. Genovese, I. Verdinelli and L. Wasserman, “False discovery control for random fields”, *Journal of the American Statistical Association* 99, no. 468 (2004): 1002-1014.
- [35] M.B. Priestley, “Evolutionary spectra and non-stationary processes”, *Journal of the Royal Statistical Society, Series B (Methodological)* (1965): 204-237.
- [36] J. Qian and L. Su, “Shrinkage estimation of regression models with multiple structural change”, Working paper, Department of Economics, Singapore Management University, 2013.
- [37] T.S. Rao, S.S. Rao and C.R. Rao, “Handbook of statistics: time series analysis, methods and applications”, Vol. 30. *Elsevier*, 2012.
- [38] M. Rencova, “Change point detection in temperature series”, Doctoral dissertation, Czech Technical University, 2009.

- [39] G. Rigaiill, “Pruned dynamic programming for optimal multiple change-point detection”, arXiv preprint arXiv:1004.0887 (2010).
- [40] X. Shao and X. Zhang, “Testing for change points in time series”, *Journal of the American Statistical Association* 105, no. 491 (2010).
- [41] X. Shen, H.C. Huang and N. Cressie, “Nonparametric hypothesis testing for a spatial signal”, *Journal of the American Statistical Association* 97, no. 460 (2002): 1122-1140.
- [42] A.V. Skorokhod and M.I. Yadrenko, “On absolute continuity of measures corresponding to homogeneous Gaussian fields”, *Theory of Probability and Its Applications* 18, no. 1 (1973): 27-40.
- [43] M.L. Stein, “Interpolation of spatial data: some theory for kriging”, *Springer*, 1999.
- [44] A.G. Tartakovsky, B.L. Rozovskii, R.B. Blazek and H. Kim, “A novel approach to detection of intrusions in computer networks via adaptive sequential and batch-sequential change-point detection methods”, *Signal Processing, IEEE Transactions on* 54, no. 9 (2006): 3372-3382.
- [45] A.B. Tsybakov, “Introduction to non-parametric estimation”, Vol. 11. New York, *Springer*, 2009.
- [46] J. Verbesselt, R. Hyndman, G. Newnham and D. Culvenor, “Detecting trend and seasonal changes in satellite image time series”, *Remote sensing of Environment* 114, no. 1 (2010): 106-115.
- [47] H. Wendland, “Error estimates for interpolation by compactly supported radial basis functions of minimal degree”, *Journal of approximation theory* 93, no. 2 (1998): 258-272.
- [48] W.Y. Wu, C.Y. Lim and Y. Xiao, “Tail estimation of the spectral density for a stationary Gaussian random field”, *Journal of Multivariate Analysis* 116 (2013): 74-91.
- [49] Y.C. Yao and R.A. Davis, “The asymptotic behaviour of the likelihood ratio statistic for testing a shift in mean in a sequence of independent normal variates”, *The Indian Journal of Statistics, Series A* (1986): 339-353.
- [50] Z. Ying Ying, “Asymptotic properties of a maximum likelihood estimator with data from a Gaussian process”, *Journal of Multivariate Analysis* 36, no. 2 (1991): 280-296.
- [51] H. Zhang, “Inconsistent estimation and asymptotically equal interpolations in model-based geostatistics”, *Journal of the American Statistical Association* 99, no. 465 (2004): 250-261.
- [52] L. Zhengyan and L. Chuanrong, “Limit theory for mixing dependent random variables”, Vol. 378, *Springer*, 1996.