

No More Pesky Learning Rate Guessing Games

Leslie N. Smith

U.S. Naval Research Laboratory, Code 5514
4555 Overlook Ave., SW., Washington, D.C. 20375

leslie.smith@nrl.navy.mil

February 8, 2018

Abstract

It is known that the learning rate is the most important hyper-parameter to tune for training deep convolutional neural networks (i.e., a “guessing game”). This report describes a new method for setting the learning rate, named cyclical learning rates, that eliminates the need to experimentally find the best values and schedule for the learning rates. Instead of setting the learning rate to fixed values, this method lets the learning rate cyclically vary within reasonable boundary values. This report shows that training with cyclical learning rates achieves near optimal classification accuracy without tuning and often in many fewer iterations. This report also describes a simple way to estimate “reasonable bounds” - by linearly increasing the learning rate in one training run of the network for only a few epochs. In addition, cyclical learning rates are demonstrated on training with the CIFAR-10 dataset and the AlexNet and GoogLeNet architectures on the ImageNet dataset. These methods are practical tools for everyone who trains convolutional neural networks.

1 Introduction

Deep convolutional neural networks (CNN) are giving state-of-the-art results for image recognition [13, 18, 16], object detection [7], face recognition [19], speech recognition [8], machine translation [17], image caption generation [21], and driverless car technology [10]. However, training a CNN is a difficult global optimization problem.

A CNN is typically updated by stochastic gradient descent (SGD) where the parameters θ (weights) are updated by

$$\theta^t = \theta^{t-1} - \epsilon_t \frac{\partial L}{\partial \theta} \quad (1)$$

where L is a loss function and ϵ_t is the learning rate. In the book “Neural Networks: Tricks of the Trade”, the chapter “Practical recommendations for gradient-based training of deep architectures” says that the learning rate is the

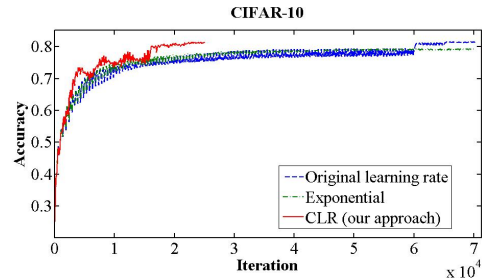


Figure 1: Test data classification accuracy while training CIFAR-10. Blue curve shows the accuracy using the original learning rates. The green curve shows the result of training with an exponentially decreasing learning rate. The red curve shows the result of training with one of the new learning rate policies. The final accuracies of the original and new training methods are the same. (Best if viewed in color)

most important hyper-parameter to optimize and if “there is only time to optimize one hyper-parameter and one uses stochastic gradient descent, then this is the hyper-parameter that is worth tuning” [2]. It is well known that too small a learning rate will make a training algorithm converge slowly while too large a learning rate will make the training algorithm diverge [22]. Hence one must experiment with a variety of learning rates and schedules (i.e., the timing of learning rate changes).

The conventional wisdom is that the learning rate should be a single value that monotonically decreases during the training. This report demonstrates the surprising phenomenon that increasing the learning rate is overall beneficial and thus propose to let the global learning rate vary cyclically within a band of values rather than setting it to a fixed value. In addition, these cyclical learning rates (CLR) eliminate the need to tune the learning rate and achieves near optimal classification accuracy. Furthermore, unlike adaptive learning rates, the CLR meth-

ods require essentially no additional computation.

The potential benefits of CLR can be seen in Figure 1, which shows the classification accuracy of the test data during training with the CIFAR-10 dataset. Here, the original fixed learning rate schedule from the Caffe CIFAR-10 tutorial¹ requires 60,000 iterations to reach a plateau in accuracy (blue curve), followed by two order of magnitude drops in learning rate to reach a final accuracy of 81.4% at iteration 70,000. Running an exponentially declining learning rate (green curve) only attains a final accuracy of 79.1%. However, Figure 1 shows that by using the CLR method (red curve) it is possible to fully train the network within 25,000 iterations and also attain an accuracy of 81.4%. This result was obtained without fine tuning the learning rate or any other hyper-parameters (the minimum and maximum values are obtained by using a simple method described in Section 3.2.2).

The contributions of this report are:

1. A methodology for setting the global learning rates for convolutional neural networks that eliminates the need to perform numerous experiments in an effort to find the best values and schedule. In addition, this way of setting the learning rate requires essentially no additional computation.
2. A surprising phenomenon is demonstrated - allowing the learning rate to rise is overall beneficial, even though it might temporarily harm the network's performance.
3. In addition to the CIFAR-10 dataset, cyclical learning rates are demonstrated on ImageNet with two well-known architectures: AlexNet [13] and GoogleNet [18].

2 Related work

Practical advice on setting hyper-parameters: The book "Neural Networks: Tricks of the Trade" is a terrific source of practical advice. In particular, Yoshua Bengio [2] discusses reasonable ranges for learning rates and stresses the importance of tuning this hyper-parameter. In addition, there are many excellent chapters in this book.

There are also several websites giving practical suggestions for setting the learning rates. One good example can be found in a set of slides from Geoffrey Hinton on "Neural Networks for Machine Learning: Lecture 6" that can be found online².

¹Parameters, hyper-parameters, and architecture can be found at caffe.berkeleyvision.org/gathered/examples/cifar10.html

²www.cs.toronto.edu/tijmen/csc321/slides/lecture_slides_lec6.pdf

Adaptive learning rates: Adaptive learning rates involves computing a learning rate, and often a rate for each layer or parameter, based on the variance in the gradients. The work in this paper is different in that there is no computation of gradients involved but rather practical advice on setting the global learning rate.

A review of the early work on adaptive learning rates can be found in George and Powell [6].

Duchi *et al.* [5] proposed AdaGrad, which is one of the early adaptive methods that estimates the learning rates from the gradients.

RMSProp is discussed in the slides by Geoffrey Hinton mentioned above² [20]. RMSProp is described there as "Divide the learning rate for a weight by a running average of the magnitudes of recent gradients for that weight." RMSProp is a fundamental adaptive learning rate method that others have built upon.

Schaul *et al.* [15] discuss an adaptive learning rate based on a diagonal estimation of the Hessian of the gradients. One of the unique features of their method is that they allow their automatic method to decrease or increase the learning rate. However, their paper seems to limit the idea of increasing learning rate to non-stationary problems. On the other hand, this report demonstrates that a schedule of increasing the learning rate is a more universal rule.

Zeiler [22] describes his AdaDelta method that improves on AdaGrad based on two ideas; to limit the sum of squared gradients over all time to a window, and to make the parameter update rule consistent with a units evaluation on the relationship between the update and the Hessian.

Recently, several papers have appeared on adaptive learning rates. Gulcehre and Bengio [9] propose an adaptive learning rate algorithm, AdaSecant, that utilizes the root mean square statistics and variance of the gradients. Dauphin *et al.* [3] propose an adaptive learning rate method based on estimating a diagonal equilibration preconditioner. The authors show that RMSProp [20] provides a biased estimate and go on to describe another estimator, ESGD, that is unbiased.

Kingma and Lei-Ba [12] introduce "Adam" that computes individual learning rates for different parameters from the gradients. It is designed to combine the advantages from AdaGrad and RMSProp. Bache *et al.* [1] propose exploiting solutions to a multi-armed bandit problem for learning rate selection.

Once again, adaptive learning rates are fundamentally different than CLR policies and it is anticipated that CLR can be used for the global learning rate while adaptive learning rates are used for each layer or parameter, although testing this is beyond the scope of the current work.

3 Optimal Learning Rates

3.1 Tuning learning rates

This subsection briefly elaborates on the specifics of the learning rate tuning problem discussed more generally in the Introduction.

The difficulty with manually tuning the learning rates can be illustrated with the CIFAR-10 dataset using the Caffe [11], an open source implementation of convolutional neural networks. Caffe provides a CIFAR-10 tutorial along with the architecture, and the hyper-parameter files. If one runs the “train_full.sh” command file, which uses the provided fixed learning rate of 0.001, one will obtain a curve such as the blue curve in Figure 1. The model converges quickly in the first 10,000 iterations but convergence slows considerably through iterations 10,000 – 60,000. However, one can not stop the training and drop the learning rate at iteration 10,000 because the network is still improving and some accuracy will be lost. For iterations 60,000 – 70,000 the learning rate is dropped twice, each time by an order of magnitude to finish up the training.

Alternatively one can perform a series of experiments with various values of the learning rate and several schedules for dropping the learning rate in order to find the optimum learning rate schedule. In this case, one eventually discovers that the optimum initial learning rate is 0.004. Here the model quickly converges and plateaus so that in quick succession the learning rate can twice be dropped by an order of magnitude (not shown in Figure 1). Therefore, it is possible to fully train the network within 25,000 iterations and obtain an accuracy of 81.8%. We see that CLR methods are competitive with manually tuned results. The disadvantage of tuning is that it can take dozen(s) of runs to find the best learning rates and schedule. While this is possible for a “small” dataset like CIFAR-10, manually tuning might be infeasible for larger datasets and architectures or when time and computing resources are limited.

3.2 Cyclical Learning Rates

The essence of our learning rate schedule comes from the observation that increasing the learning rate can have a short term negative effect yet a longer term beneficial effect. This observation leads to idea of letting the learning rate vary within a range of values rather than adopting a fixed or exponentially decreasing value (another common learning rate policy). That is, one sets reasonable minimum and maximum boundaries and the learning rate cyclically varies between these values. Experiments with similarly numerous functional forms, such as a triangular window (linear), a Welch window (parabolic) and a Hann

window (sinusoidal) all produced equivalent results. This lead to adopting a triangular window (linearly increasing then linearly decreasing) as the simplest function that incorporates this idea, which is illustrated in Figure 2. The rest of this paper refers to this as the *triangular* learning rate policy.

An intuitive understanding of why CLR methods work comes from considering the loss function topology. Dauphin *et al.*[21] argue that the difficulty in minimizing the loss arises from saddle points rather than poor local minima. Saddle points have small gradients that slow the learning process. However, increasing the learning rate allows more rapid traversal of saddle point plateaus. A more practical reason why CLR works is that by following the methods in Section 3.2.2 it is likely the optimum learning rate will be between the bounds and near optimal learning rates will often be used during the training.

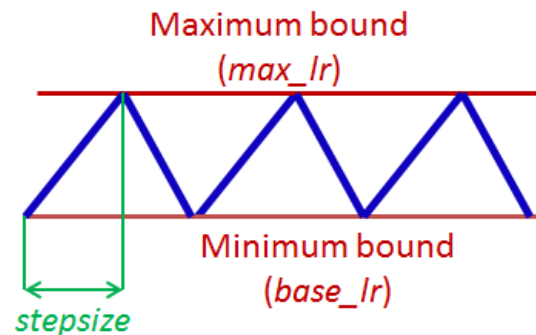


Figure 2: Triangular learning rate policy. The blue lines represent learning rate values changing with iterations between bounds. The input parameter *stepsize* is the number of iterations in half a cycle.

Implementation of the code for a new learning rate policy in Caffe is straightforward. The main code modifications were in the *GetLearningRate* function, which is in the *solver.cpp* file. An example of the code added is:

```

} else if (lr_policy == "triangular") {
    int itr = this->iter_
        - this->param_.start_lr_policy();
    int cycle = 1 +
        itr / (2*this->param_.stepsize());
    if (itr > 0) {
        float x = (float) (itr - (2*cycle-1)
            *this->param_.stepsize());
        x = x / this->param_.stepsize();
        rate = this->param_.base_lr() +
            (this->param_.max_lr() - this->param_.base_lr())
            *std::max(double(0), (1.0 - fabs(x))/cycle);
    } else {
        rate = this->param_.base_lr();
    }
}

```

This policy is named *triangular* and is as described above, with a few new input parameters defined:

start_lr_policy (the iteration to start the learning rate policy) and *max_lr* (the maximum learning rate boundary). Also, in this context the existing *base_lr* was redefined as the minimum learning rate value and *stepsize* was used to define half the period or cycle length for the CLR policies. This code is an example of varying the learning rate linearly between the minimum (*base_lr*) and the maximum (*max_lr*) but this *triangular* policy implementation is one where the difference between the maximum and the minimum (*max_lr*–*base_lr*) is divided by the cycle number to ensure that the range of the learning rates should reduce to the minimum (*base_lr*) as the convergence slows.

The red curve in Figure 1 shows the result of the *triangular* policy (described below) on CIFAR-10. To create this curve the minimum learning rate was set to 0.001 (as in the original parameter file) and the maximum was set to 0.006. Also, the cycle length (i.e., the number of iterations for the learning rate to return to the starting value) is set to 4,000 iterations (*stepsize* = 2000) and one can see that the accuracy peaks at the end of each cycle then decreases slightly. The CLR accuracy at iteration 16,000 is much better than that of the fixed learning rate, even though at this iteration the learning rate for both policies is 0.001.

In addition to the triangular policy, the following CLR policies were used in the experiments discussed in this report:

1. *triangular2*; the same as the *triangular* policy except the learning rate difference is cut in half at the end of each cycle. This is the same as *triangular* for two cycles and afterwards the learning rate difference drops more quickly.
2. *exp_range*; the learning rate varies between the minimum and maximum boundaries and each boundary value declines by an exponential factor of $\gamma^{\text{iteration}}$.
3. *welch*; the learning rate varies non-linearly between the minimum and maximum boundaries using a parabolic function.
4. *hann*; the learning rate varies non-linearly between minimum and maximum boundaries using a cosine function.

A few of the earlier policies investigated and reported only briefly are:

1. *linear*; the same as triangular but there is only one cycle, followed by a fixed learning rate at *base_lr*.
2. *decay*; starts at the maximum value (*max_lr*) and drops linearly to the minimum value (*base_lr*), followed by a fixed learning rate at *base_lr*. This policy

shows that the benefits of CLR policies are not just from reducing the learning rate.

3. *exp_step*; Defined as:

$$\text{learningRate} = \text{base_lr} * (1 + \text{floor}(\text{iter}/\text{stepsize})) * \gamma^{\text{iter}}$$

4. *exp_cont*; Defined as:

$$\text{learningRate} = \text{base_lr} * (1 + \text{iter}/\text{stepsize}) * \gamma^{\text{iter}}$$

These policies were less flexible, hence only a limited number of experiments were run during this investigation.

To run any of the new CLR policies, several input parameters need to be specified in the solver.prototxt file. These parameters are: *base_lr* (either the initial or minimum learning rate), *max_lr* (maximum learning rate), *lr_policy* (learning rate schedule to follow), *gamma* (either the exponential decay factor or step down factor for the “step” policy), *stepsize* (either half the cycle length or number of iterations for each “step”), and *start_lr_policy* (the iteration number to start the specified policy). Examples of the solver.prototxt file are given in Section 4.

There are several reasonable questions the interested reader might ask regarding how to set the hyperparameters for the CLR methods. The next subsections address some of these questions.

3.2.1 How can one estimate a good value for *stepsize*?

The length of a cycle and *stepsize* can be easily computed from the number of iterations in an epoch. An epoch is calculated by dividing the number of training images by the *batchsize* used in Caffe’s architecture file. For example, CIFAR-10 has 50,000 training images and the *batchsize* is 100 so an epoch = 50,000/100 = 500 iterations.

Experiments show that it seems best to set *stepsize* equal to 2 – 8 times the number of iterations in an epoch but the final results are actually quite robust to *stepsize*. For example, setting *stepsize* = 8 * *epoch* with the CIFAR-10 training run only gives slightly better results than setting *stepsize* = 2 * *epoch*.

Furthermore, there is a certain elegance to the rhythm of these cycles and it simplifies the decision of when to drop learning rates and when to stop the current training run (i.e., *max_iter* in Caffe). Experiments show that 6 * *stepsize* number of iterations (3 cycles) trains the network weights most of the way and it is a good point for dropping the learning rates. However, if you have the time

and resources to more fully optimize your network, running for 4 cycles will get you more performance. In addition, it is best that *max_iter* is set to the end of a cycle, which is when the learning rate is at the minimum value and the accuracy is at a peak. Setting *max_iter* to $6 * \text{stepsize}$ or $8 * \text{stepsize}$ iterations works well for the *triangular* and *triangular2* policies.

When performing restarts to drop the learning rate, it is worthwhile to reduce the stepsize because the network parameters require fewer iterations to reach a convergence plateau and the rule of thumb of $6 * \text{stepsize}$ number of iterations still holds. An example of this is given for AlexNet in Section 4.

3.2.2 How can one estimate reasonable minimum and maximum boundary values?

There is a simple way to estimate reasonable minimum and maximum boundaries with one training run of the network for a few epochs. This alleviates the need to experimentally find these boundary values. Do this by running your model for 4–8 epochs (these are typically iterations of high convergence) while letting the learning rate vary linearly from a reasonably low value to a reasonably high value. If one has experience with one’s dataset and model, one typically has some idea of the approximate range that will be appropriate (and if not, one can repeat this exercise twice; once for low values such as 0.0001–0.01 and again for higher values such as 0.01–0.1).

The *triangular* learning rate policy provides a mechanism to do this. Set *base_lr* to the minimum value and set *max_lr* to the maximum value. Set both the *stepsize* and *max_iter* to the number corresponding to 4–8 epochs. In this case, the learning rate will increase linearly from the minimum value to the maximum value during this short run. Next, plot the accuracy versus learning rate (a simple computation from the iteration number). Then note the learning rate value when the accuracy starts to increase and when the accuracy slows, becomes ragged, or starts to fall. These two learning rates are good choices for bounds; that is, set *base_lr* to the first value and set *max_lr* to the latter value. Also, one can use the rule of thumb that the optimum learning rate is usually within a factor of two of the largest one that converges [2] and set *base_lr* to $\frac{1}{3}$ or $\frac{1}{4}$ of *max_lr*.

Figure 3 shows an example of making this type of run with the CIFAR-10 dataset, using the architecture and hyper-parameters provided by Caffe.³ One can see from Figure 3 that the model starts converging right away, so 0.001 is a reasonable minimum learning rate. Furthermore, above a learning rate of 0.006 the accuracy rise gets

rough and eventually begins to drop so it is reasonable to set *max_lr* = 0.006.

This same exercise for choosing a learning rate range can be performed at restarts when the learning rate value is reduced.

3.2.3 How can one estimate a good value for *gamma*?

The hyper-parameter *gamma* is used in the original Caffe *exp* learning rate policies but there doesn’t appear to be any guidance on setting it. Here I offer a rule of thumb for setting it when using it with exponentially declining policies, such as *exp* or the new *exp_range*.

The learning rate is computed for *exp* as $\text{rate} = \text{base_lr} * \text{gamma}^{\text{iter}}$ where *iter* is the iteration number. Since one wants the learning rate to decline very slowly with iteration number *iter*, *gamma* needs to be set close to 1. Experiments show it is reasonable to have the learning rate reduce in the range 0.1–0.05 in the number of iterations corresponding to about 25 epochs. If you want to maximize the performance of your network, you can let the learning rate decline even more slowly by using 50 or more epochs. With this information, one computes as $\text{gamma} = \sqrt[iter]{0.1}$, where *iter* is the number of iterations in your chosen number of epochs. This rule of thumb might not be universally applicable but it is often useful.

4 Results

The purpose of this section is to demonstrate the effectiveness of the CLR methods on some standard datasets. In the subsections below, CLR policies are used for training with the CIFAR-10 dataset and the AlexNet [13] and GoogleNet [18] architectures with the ImageNet dataset. These three cases cover a range of data and architecture sizes.

The subsections attempt to answer several questions. Some of these questions are:

1. How do the CLR policies compare to using the original *fixed* or *exp* learning rate policies?
2. Are the guidelines described above for the hyper-parameters *stepsize*, *max_lr*, *base_lr*, and *gamma* valid?
3. Is it better to use a *triangular* or *exp_range* policy?

All of the following experiments were run with Caffe using Cuda 7.0 and Nvidia’s CuDNN. The CIFAR-10 and AlexNet experiments ran on Titan GPU’s with 6 GB of memory while the GoogLeNet architecture required running on K40’s with 12GB of memory.

³caffe.berkeleyvision.org/gathered/examples/cifar10.html

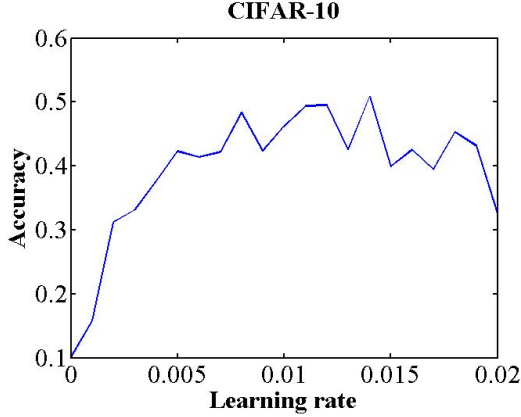


Figure 3: Classification accuracy as a function of increasing learning rate for 8 epochs with CIFAR-10. This is used to find the minimum and maximum boundaries for the CLR policies.

4.1 CIFAR-10

The Caffe website provides a CIFAR-10 tutorial that for this report is assumed to be a fairly standard architecture and hyper-parameter settings. These architecture and hyper-parameter files are available from the website and were used here as a baseline.

The CIFAR-10 architecture and hyper-parameter settings on the Caffe website is fairly standard and were used here as a baseline. As discussed in Section ??, an epoch is equal to 500 iterations and good a setting for *stepsize* is 2,000. Section 3.2.2 discussed how to estimate reasonable minimum and maximum boundary values for the learning rate from Figure 3. The recommendation is to set *base_lr* = 0.001 and *max_lr* = 0.006. This is all that is needed to optimally train the network. For the *triangular* policy run in shown in Figure 1, the *stepsize* and learning rate bounds are shown in Table 1.

base_lr	max_lr	stepsize	start	max_iter
0.001	0.005	2,000	0	16,000
0.0001	0.0005	1,000	16,000	22,000
0.00001	0.00005	500	22,000	25,000

Table 1: Hyper-parameter settings for CIFAR-10 example in Figure 1.

The full solver.prototxt file for the *triangular* learning rate policy is:

```
net: "examples/cifar10/train_test1.prototxt"
test_iter: 100
test_interval: 100
```

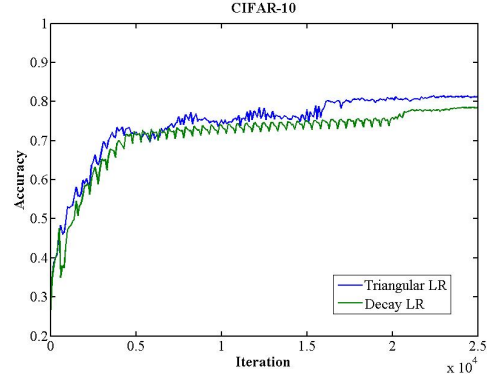


Figure 4: Classification accuracy as a function of iteration with the CIFAR-10 and for 25,000 iterations. The blue curve shows the accuracy using the *triangular* learning rate policy. The green curve show the results from the *decay* policy. This result demonstrates the need for the learning rate to increase even though increasing the learning rate temporarily reduces the accuracy.

```
display: 100
max_iter: 16000
lr_policy: "triangular"
base_lr: 0.001
start_lr_policy: 0
max_lr: 0.005
momentum: 0.9
weight_decay: 0.004
stepsize: 2000
snapshot: 16000
snapshot_prefix: "snapshots/triangular"
solver_mode: GPU
```

As indicated in Table 1, Figure 1 shows the results of running with the *triangular* policy for four cycles (until iteration 16,000), then resuming for three cycles (until iteration 22,000) with a smaller learning rate range, and resuming again for three cycles (until iteration 25,000) with an even smaller learning rate range. As shown in Table 2, one obtains the same test classification accuracy of 81.4% after only 25,000 iterations with the *triangular* policy as obtained by running the standard hyper-parameter settings for 70,000 iterations.

One might speculate that the benefits from the *triangular* policy derives from reducing the learning rate because this is when the accuracy climbs the most. As a test, the *decay* policy was implemented where the learning rate starts at the *max_lr* value then is linearly reduced to the *base_lr* value for *stepsize* number of iterations. After that, the learning rate is fixed to *base_lr*. Figure 4 shows a comparison of the *triangular* policy to this *decay* policy for 25,000 iterations. For the *decay* policy, *max_lr* = 0.007, *base_lr* = 0.001, and

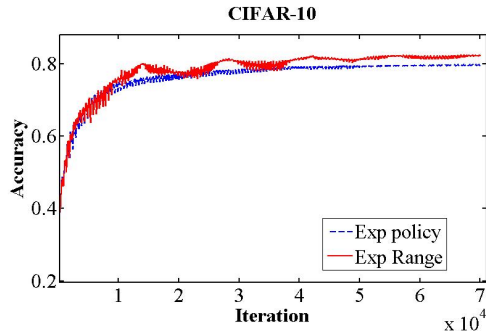


Figure 5: Classification accuracy as a function of iteration with the CIFAR-10 and for 70,000 iterations. The blue curve shows the accuracy using the *exp* learning rate policy. The green curve shows the accuracy using the *exp_range* learning rate policy. The new *exp_range* policy is clearly superior.

stepsize = 4000. It is clear from Table 2 and this plot that both increasing and decreasing the learning rate are essential for the benefits of the CLR method.

Figure 5 compares the *exp* learning rate policy in Caffe with the new *exp_range* policy. The parameter file is similar as the one for *triangular* except that *lr_policy* is *exp_range*, *gamma* = 0.99994, and *max_iter* = 70000. The result is that when using the *exp_range* policy one can stop training at iteration 42,000 with a test accuracy of 82.2% (going to iteration 70,000 does not improve on this result). This is substantially better than the best test accuracy of 79.1% one obtains from using the *exp* learning rate policy.

Earlier work on various CLR methods showed some of the promise of increasing learning rates. Figure 6 compares using the *exp* learning rate policy in Caffe with the an experimental *exp_cont* policy mentioned in Section 3.2. As shown in Table 2, the *exp_cont* policy achieves a final test accuracy of 82.7%, which is dramatically better than the *exp* learning rate policy test accuracy of 79.1%. In addition, the similar *exp_step* policy produces similar results as the *exp_cont* policy.

/

4.2 AlexNet

ImageNet⁴ [14] is commonly used in many studies in the deep learning literature. Fortunately, the Caffe website provides the architecture and hyper-parameter files for a modified AlexNet⁵ [13]. These architecture and hyper-parameter files were downloaded from the website and

⁴www.image-net.org/

⁵caffe.berkeleyvision.org/gathered/examples/imagenet.html

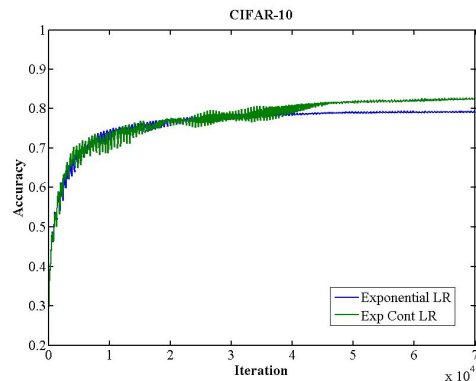


Figure 6: Classification accuracy as a function of iteration with the CIFAR-10 and for 70,000 iterations. The blue curve shows the accuracy using the *exp_range* learning rate policy. The green curve shows the accuracy using the experimental *exp_cont* policy.

used as a baseline. In the training results reported in this section, all weights were initialized the same so as to avoid differences due to different random initializations.

The number of training images provided by ImageNet for the 1,000 class classification challenge is 1,281,167. Since the *batchsize* in the architecture file is 256, an epoch is equal to $1,281,167/256 = 5,005$ iterations. Hence, good settings for *stepsize* is 30,000.

Next, one can estimate reasonable minimum and maximum boundaries for the learning rate from Figure 7. It can be seen from this Figure that the training doesn't start converging until at least 0.006 so setting *base_lr* to 0.006 is reasonable. However, for a fair comparison to the baseline where *base_lr* = 0.01, it is necessary to set the minimum learning rate (*base_lr*) to 0.01 for the *triangular* and *triangular2* policies or else the majority of the apparent improvement in the accuracy will be from the smaller learning rate. As for the maximum boundary value, the training gets rough and drops above a learning rate of 0.015 so *max_lr* = 0.015 is reasonable. For comparing the *exp_range* policy to the *exp* policy, setting *base_lr* = 0.006 and *max_lr* = 0.014 is reasonable and in this case one expects that the average accuracy of the *exp_range* policy to be equal to the accuracy from the *exp* policy.

An example of the full solver.prototxt file for the *exp_range* learning rate policy is:

```
net: "train_val.prototxt"
test_iter: 1000
test_interval: 1000
lr_policy: "exp_range"
base_lr: 0.006
max_lr: 0.014
```

Dataset	LR policy	Iterations	Accuracy (%)
CIFAR-10	fixed	70,000	81.4
CIFAR-10	triangular	25,000	81.4
CIFAR-10	decay	25,000	78.5
CIFAR-10	exp	70,000	79.1
CIFAR-10	exp_range	42,000	82.2
CIFAR-10	exp_cont	70,000	82.7
AlexNet	fixed	400,000	58.0
AlexNet	triangular2	400,000	58.4
AlexNet	exp	300,000	56.0
AlexNet	exp	460,000	56.5
AlexNet	exp_range	300,000	56.5
GoogLeNet	fixed	420,000	63.0
GoogLeNet	triangular2	420,000	64.4
GoogLeNet	exp	240,000	58.2
GoogLeNet	exp_range	240,000	60.2

Table 2: Accuracy results after training.

```

gamma: 0.999995
stepsize: 20000
start_linear: 4000
display: 1000
max_iter: 300000
momentum: 0.9
weight_decay: 0.0005
snapshot: 40000
snapshot_prefix: "snapshots/expRange"
solver_mode: GPU
device_id: 1

```

Figure 8 compares the results of running with the *fixed* versus the *triangular2* policy for the AlexNet architecture. For the *triangular2* policy, the parameter settings are listed in Table 3. Here the peaks at iterations that are multiples of 60,000 should produce a classification accuracy that corresponds to the *fixed* policy. Indeed, the accuracy peaks at the end of a cycle for the *triangular2* policy are similar to the accuracies from the standard *fixed* policy, which implies that the baseline learning rates are set quite well. As shown in Table 2, the final accuracies from the CLR training run are only 0.4% better than the accuracies from the *fixed* policy.

base_lr	max_lr	stepsize	start	max_iter
0.01	0.015	30,000	0	180,000
0.001	0.005	20,000	180,000	300,000
0.0001	0.0003	10,000	300,000	400,000

Table 3: Hyper-parameter settings for Alexnet example in Figure 8.

Figure 9 compares the results of running with the *exp*

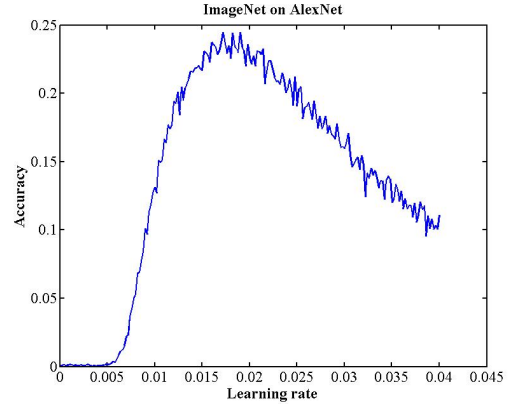


Figure 7: Validation data classification accuracy as a function of increasing learning rate for ImageNet with the AlexNet architecture. This is used to find the minimum and maximum boundaries for the CLR policies.

versus the *exp_range* policy for the AlexNet architecture. Since the minimum and maximum learning rates are set 0.004 under and over, respectively, of the base learning rate used for the *exp* policy, one expects the accuracies from the *exp_range* policy to oscillate around the *exp* policy accuracies. Indeed, Figure 9 shows that the accuracies from the *exp_range* policy do oscillate around the *exp* policy accuracies. The advantage of the *exp_range* policy is that the accuracy of 56.5% is obtained at only iteration 300,000 whereas the *exp* policy goes from 56.0% at iteration 300,000 to 56.5% at iteration 460,000.

Finally, a comparison between the *fixed* and *exp* policies in Table 2 shows the *fixed* and *triangular2* policies produce accuracies that are almost 2% better than their exponentially decreasing counterparts but it is likely that not having tuned *gamma* is the cause of the difference.

4.3 GoogLeNet

The GoogLeNet architecture was a winning entry to the ImageNet 2014 image classification competition. Szegedy *et al.*[18] describe the architecture in detail but did not provide the architecture file. Fortunately, the Caffe Model Zoo website⁶ points to the architecture file from Princeton⁷ and this was used in these experiments.

However, the GoogLeNet paper [18] does not state the values used for the learning rate and the hyper-parameter solver file is not available for a baseline. Not having these files is a typical situation when one is developing a new architecture or applying a CNN to a new dataset. Rather

⁶<https://github.com/BVLC/caffe/wiki/Model-Zoo>

⁷vision.princeton.edu/pvt/GoogLeNet/

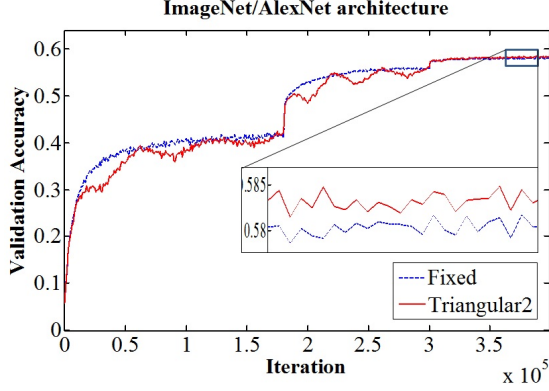


Figure 8: Validation data classification accuracy as a function of iteration for ImageNet with the AlexNet architecture. The blue curve shows the accuracy using the *fixed* learning rate policy. The green curve shows the accuracy using the experimental *triangular2* policy.

than running numerous experiments to find optimal learning rates, the *base_lr* was set to a best guess value of 0.01 as a baseline case.

The first step is to estimate the *stepsize* setting. Since the architecture uses a batchsize of 128 an epoch is equal to $1,281,167/128 = 10,009$. Hence, good settings for *stepsize* would be 20,000, 30,000, or possibly 40,000. Table 4 shows the hyper-parameter settings for the results shown in this section.

base_lr	max_lr	stepsize	start	max_iter
0.01	0.026	30,000	0	180,000
0.001	0.003	20,000	180,000	300,000
0.0001	0.0003	20,000	300,000	420,000

Table 4: Hyper-parameter settings for GoogLeNet example in Figure 11.

The next step is to estimate the bounds for the learning rate, which is found by making a run for 4 epochs where the learning rate linearly increases from 0.001 to 0.065. Figure 10 shows the result of such a run. From this figure one can see that one can use bounds between 0.01 and 0.04 and still have the model reach convergence. However, learning rates above 0.025 causes the training to have short term divergences. For both *triangular2* and the *exp_range* policies, the *base_lr* was set to 0.01 and *max_lr* was set to 0.026. As above, the accuracy peaks for both these learning rate policy correspond to the same learning rate value as the *fixed* and *exp* policies. Hence, the comparisons below will focus on the peak accuracies from the LCR methods.

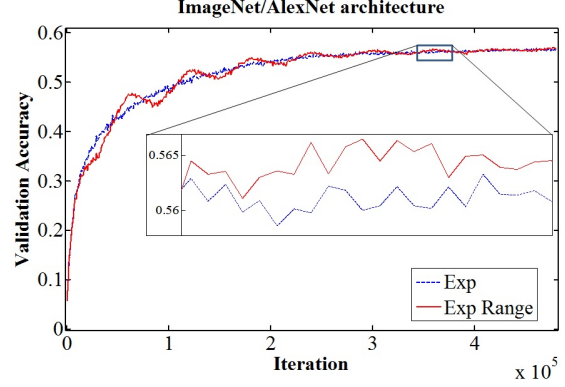


Figure 9: Validation data classification accuracy as a function of iteration for ImageNet with the AlexNet architecture. The blue curve shows the accuracy using the *exp* learning rate policy. The green curve shows the accuracy using the new *exp_range* policy. The insert shows that after *exp* has plateaued, *exp_range* achieves an additional 0.5% improvement in accuracy.

An example of the full solver.prototxt file for the *triangular2* learning rate policy is:

```
net: "train_val_googlenet.prototxt"
test_iter: 1000
test_interval: 1000
display: 1000
lr_policy: "triangular2"
base_lr: 0.01
max_lr: 0.026
stepsize: 30000
start_lr_policy: 0
max_iter: 180000
momentum: 0.9
weight_decay: 0.0002
snapshot: 30000
```

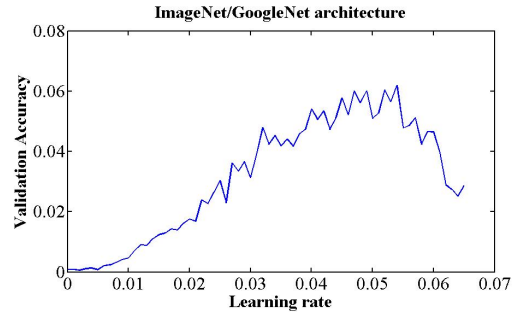


Figure 10: Validation data classification accuracy as a function of increasing learning rate for ImageNet with the GoogLeNet architecture. This is used to find the minimum and maximum boundaries for the CLR policies.

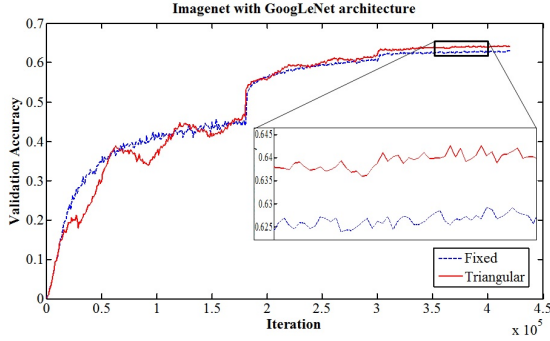


Figure 11: Validation data classification accuracy as a function of iteration for ImageNet with the GoogLeNet architecture. The blue curve shows the accuracy using the *fixed* learning rate policy. The green curve shows the accuracy using the experimental *triangular* policy.

```
snapshot_prefix: "snapshots/gn_tri2"
solver_mode: GPU
device_id: 1
```

Figure 11 compares the results of running with the *fixed* versus the *triangular2* policy for this architecture (due to time limitations, each training stage was not run until it fully plateaued). In this case, the peaks at the end of each cycle for the *triangular2* policy produce better validation accuracies than the *fixed* policy. The final accuracy shows an improvement from the network trained by the *triangular2* policy (Table 2) to be 1.4% better than the accuracy from the *fixed* policy. This demonstrates that the *triangular2* policy improves on a “best guess” for a fixed learning rate.

Figure 12 compares the results of running with the *exp* versus the *exp_range* policy for this architecture. Once again, the peaks at the end of each cycle for the *exp_range* policy produce better validation accuracies than the *exp* policy. Furthermore, the accuracy results after 150,000 iterations remain above the results from the *exp* policy run. The final accuracy from the *exp_range* policy (Table 2) is 2% better than from the *exp* policy.

5 Summary

The results presented in this report demonstrate the benefits of the cyclic learning rate (CLR) methods. A short run of only a few epochs where the learning rate linearly increases is sufficient to estimate boundary learning rates for the CLR policies. Then a policy where the learning rate cyclically varies between these bounds is sufficient to obtain near optimal classification results, often with many fewer iterations. This policy is easy to run and unlike

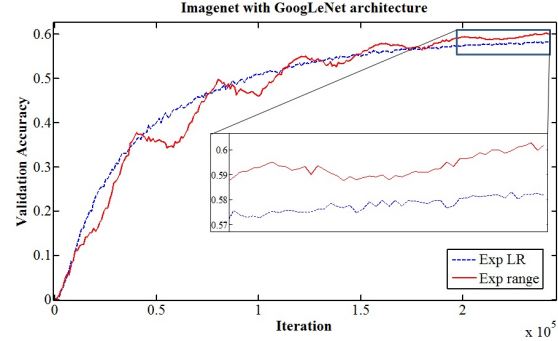


Figure 12: Validation data classification accuracy as a function of iteration for ImageNet with the GoogLeNet architecture. The blue curve shows the accuracy using the *exp* learning rate policy. The green curve shows the accuracy using the new *exp_range* policy. This result demonstrates that the CLR method produces better classification accuracy than reasonable estimates for the learning rates.

adaptive learning rate methods, incurs no additional computational expense.

This report presents several possible cyclic functions. All the functions tested gave some improvements. The *triangular* and *exp_range* policies were described in the most depth because they are both simple and flexible. In addition, the cyclic nature of these methods provides natural times to drop the learning rate values (after 3 or 4 cycles) and when to stop the the training. All of these factors reduce the guesswork in setting the learning rates and make these methods practical tools for everyone who trains convolutional neural networks.

This work has not explored the full range of applications of the cyclic learning rate methods. In the future we plan to test these learning rate methods combined with local adaptive learning rates methods and determine if they perform well together. Furthermore, we plan to determine if equivalent policies work for training different architectures, such as recurrent neural networks. Finally, we believe that a theoretical analysis would provide an improved understanding of these methods, which will lead to improvements in the algorithms.

Acknowledgments

The author expresses his appreciation to David Aha, David Bonanno, Timothy Doster, and Emily Hand for their suggestions and helpful comments regarding this work. This work was supported by the US Naval Research Laboratory base program, Recursive Structure Learning.

References

- [1] K. Bache, D. DeCoste, and P. Smyth. Hot swapping for online adaptation of optimization hyperparameters. *arXiv preprint arXiv:1412.6599*, 2014.
- [2] Y. Bengio. *Neural Networks: Tricks of the Trade*, chapter Practical recommendations for gradient-based training of deep architectures, pages 437–478. Springer Berlin Heidelberg, 2012.
- [3] Y. N. Dauphin, H. de Vries, J. Chung, and Y. Bengio. Rmsprop and equilibrated adaptive learning rates for non-convex optimization. *arXiv preprint arXiv:1502.04390*, 2015.
- [4] Y. N. Dauphin, R. Pascanu, C. Gulcehre, K. Cho, S. Ganguli, and Y. Bengio. Identifying and attacking the saddle point problem in high-dimensional non-convex optimization. In *Advances in Neural Information Processing Systems*, pages 2933–2941, 2014.
- [5] J. Duchi, E. Hazan, and Y. Singer. Adaptive subgradient methods for online learning and stochastic optimization. *The Journal of Machine Learning Research*, 12:2121–2159, 2011.
- [6] A. P. George and W. B. Powell. Adaptive stepsizes for recursive estimation with applications in approximate dynamic programming. *Machine learning*, 65(1):167–198, 2006.
- [7] R. Girshick, J. Donahue, T. Darrell, and J. Malik. Rich feature hierarchies for accurate object detection and semantic segmentation. In *Computer Vision and Pattern Recognition (CVPR), 2014 IEEE Conference on*, pages 580–587. IEEE, 2014.
- [8] A. Graves and N. Jaitly. Towards end-to-end speech recognition with recurrent neural networks. In *Proceedings of the 31st International Conference on Machine Learning (ICML-14)*, pages 1764–1772, 2014.
- [9] C. Gulcehre and Y. Bengio. Adasecant: Robust adaptive secant method for stochastic gradient. *arXiv preprint arXiv:1412.7419*, 2014.
- [10] B. Huval, T. Wang, S. Tandon, J. Kiske, W. Song, J. Pazhayampallil, M. Andriluka, R. Cheng-Yue, F. Mujica, A. Coates, et al. An empirical evaluation of deep learning on highway driving. *arXiv preprint arXiv:1504.01716*, 2015.
- [11] Y. Jia, E. Shelhamer, J. Donahue, S. Karayev, J. Long, R. Girshick, S. Guadarrama, and T. Darrell. Caffe: Convolutional architecture for fast feature embedding. In *Proceedings of the ACM International Conference on Multimedia*, pages 675–678, 2014.
- [12] D. Kingma and J. Lei-Ba. Adam: a method for stochastic optimization. *arXiv preprint arXiv:1412.6980*, 2015.
- [13] A. Krizhevsky, I. Sutskever, and G. E. Hinton. Imagenet classification with deep convolutional neural networks. *Advances in neural information processing systems*, 2012.
- [14] O. Russakovsky, J. Deng, H. Su, J. Krause, S. Satheesh, S. Ma, Z. Huang, A. Karpathy, A. Khosla, M. Bernstein, A. C. Berg, and L. Fei-Fei. ImageNet Large Scale Visual Recognition Challenge. *International Journal of Computer Vision (IJCV)*, 2015.
- [15] T. Schaul, S. Zhang, and Y. LeCun. No more pesky learning rates. *arXiv preprint arXiv:1206.1106*, 2012.
- [16] K. Simonyan and A. Zisserman. Very deep convolutional networks for large-scale image recognition. *arXiv preprint arXiv:1409.1556*, 2014.
- [17] I. Sutskever, O. Vinyals, and Q. V. Le. Sequence to sequence learning with neural networks. In *Advances in Neural Information Processing Systems*, pages 3104–3112, 2014.
- [18] C. Szegedy, W. Liu, Y. Jia, P. Sermanet, S. Reed, D. Anguelov, D. Erhan, V. Vanhoucke, and A. Rabinovich. Going deeper with convolutions. *arXiv preprint arXiv:1409.4842*, 2014.
- [19] Y. Taigman, M. Yang, M. Ranzato, and L. Wolf. Deepface: Closing the gap to human-level performance in face verification. In *Computer Vision and Pattern Recognition (CVPR), 2014 IEEE Conference on*, pages 1701–1708. IEEE, 2014.
- [20] T. Tieleman and G. Hinton. Lecture 6.5-rmsprop: Divide the gradient by a running average of its recent magnitude. *COURSERA: Neural Networks for Machine Learning*, 4, 2012.
- [21] O. Vinyals, A. Toshev, S. Bengio, and D. Erhan. Show and tell: A neural image caption generator. *arXiv preprint arXiv:1411.4555*, 2014.
- [22] M. D. Zeiler. Adadelta: an adaptive learning rate method. *arXiv preprint arXiv:1212.5701*, 2012.