

Information-theoretic Performance of TR-MRC Receiver in Frequency-Selective Massive MU-MIMO Systems impaired by CFO

Sudarshan Mukherjee and Saif Khan Mohammed

Abstract—In this paper we study the impact of carrier frequency offset (CFO) impairment on massive multi-user (MU) multiple-input multiple-output (MIMO) system in frequency-selective fading channel. Our study reveals that with CFO estimation and compensation at the base station (BS), a time-reversed maximum ratio combining (TR-MRC) receiver can achieve an $\mathcal{O}(\sqrt{M})$ array gain, where M is the number of BS antennas. Further study of the information rate expression reveals that the increase in the required per-user transmit power (to achieve a desired per-user information rate) with increasing number of channel taps (L) is insignificant when L is sufficiently small (i.e. $L \ll \text{CFO estimation pilot sequence length divided by the number of user terminals}$).

Index Terms—Massive MIMO, carrier frequency offset (CFO), frequency selective channel, TR-MRC, multi-user.

I. INTRODUCTION

In massive multi-user (MU) multiple-input multiple-output (MIMO) systems the base station (BS) is equipped with a large antenna array (of the order of hundreds) to serve a few tens of user terminals (UTs) in the same time-frequency resource [1], [2]. As a key next generation wireless technology, massive MIMO offers huge increase in energy and spectral efficiency with increasing number of BS antennas [2], [3]. It has been shown that with imperfect channel estimates, an $\mathcal{O}(\sqrt{M})$ array gain (M is the number of BS antennas) is achievable in massive MU-MIMO systems [4]. However, this result assumes perfect carrier frequency synchronization between the BS and the UTs. In practice for massive MU-MIMO systems, acquisition of carrier frequency offsets (CFOs) between the oscillators of UTs and the BS oscillator is a difficult task. On the other hand, existing optimal/near-optimal CFO estimation techniques for conventional small MU-MIMO systems incur tremendous increase in complexity with increasing number of UTs, K and increasing number of BS antennas, M .

Recently a low-complexity near-optimal CFO estimation technique has been proposed for massive MU-MIMO systems in [5]. Using this technique in [6], it has been shown that under Rayleigh flat-fading an $\mathcal{O}(\sqrt{M})$ array gain can be achieved. However, from [6], we cannot infer the impact of frequency-selectivity of the channel on the performance of CFO impaired

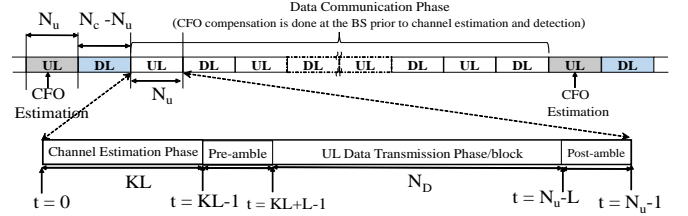


Fig. 1 The communication strategy: CFO Estimation and Compensation Strategies and Data Communication.

massive MU-MIMO systems. Towards this end, in this paper we analyze the impact of imperfect CFO estimation on the information rate performance of the TR-MRC receiver¹ in the uplink of massive MU-MIMO systems. To the best of our knowledge, this is the first paper to report such a study.

The novel contributions of our work presented in this paper are as follows: (i) we have derived a closed-form expression for achievable information rates of each UT with TR-MRC receiver at the BS and CFO estimation as in [5]; (ii) analysis of the information rate expression reveals an $\mathcal{O}(\sqrt{M})$ array gain, i.e., the array gain remains the same even in the presence of CFO and frequency-selective fading; (iii) further study reveals that for a fixed desired information rate of a given UT, fixed M , number of UTs (K) and length of CFO estimation pilots (N), the required received SNR at the BS for that UT increases with increasing number of channel memory taps, L . In the small L regime (i.e. $L \ll N/K$), this increase in the required received SNR is small, but it increases sharply when L is sufficiently large. [Notations: \mathbb{E} denotes the expectation operator. $(.)^*$ denotes the complex conjugate operator.]

II. SYSTEM MODEL

We consider a single-carrier massive MU-MIMO system, with the BS equipped with M antennas, serving K single-antenna UTs in the same time-frequency resource. Assuming the discrete time baseband channel to be a finite impulse response (FIR) filter with L memory taps (frequency-selective channel), the channel gain coefficient between the m -th BS antenna and the k -th UT at the l -th channel tap is given by $h_{mkl} \triangleq \sigma_{hkl} s_{mk}[l]$ ($\sigma_{hkl} > 0$), where $l = 0, 1, \dots, L-1$, $k = 1, 2, \dots, K$ and $m = 1, 2, \dots, M$. Here $\{\sigma_{hkl}^2\}$, $\forall l = 0, 1, \dots, L-1$, models the power delay profile (PDP) for the channel of the k -th UT (i.e. pathloss and shadow fading). Also, $s_{mk}[l]$ is independent and identically distributed (i.i.d.) fast fading component and $s_{mk}[l] \sim \mathcal{CN}(0, 1)$.

¹TR-MRC (Time-reversal maximum ratio combining) is discussed in [7].

Sudarshan Mukherjee and Saif Khan Mohammed are with the Department of Electrical Engineering, Indian Institute of Technology (I.I.T.) Delhi, India. Saif Khan Mohammed is also associated with Bharti School of Telecommunication Technology and Management (BSTTM), I.I.T. Delhi. Email: saifkhanmohammed@gmail.com. This work is supported by EMR funding from the Science and Engineering Research Board (SERB), Department of Science and Technology (DST), Government of India.

Since a massive MIMO system is expected to operate in time division duplexed (TDD) mode, each coherence interval (N_c channel uses) consists of an uplink (UL) slot (N_u channel uses) followed by a downlink (DL) slot ($N_c - N_u$ channel uses). Conventionally, the UTs first transmit pilots to the BS in the UL slot for channel estimation, followed by UL data transmission, which are used for coherent detection at the BS. In the DL, the BS uses these channel estimates obtained in the UL for beamforming information to the UTs. For coherent detection, synchronization of carrier frequency is required and therefore acquisition and compensation of carrier frequency offsets (CFOs) is important in massive MIMO UL. Following the communication strategy shown in Fig. 1, we perform CFO estimation in a special UL slot, while the conventional UL communication starts from the next UL slot. For CFO estimation we choose the low-complexity algorithm presented in [5]. CFO compensation is performed in the BS prior to channel estimation and also prior to coherent detection of each user's data.² The special UL slot for CFO estimation is repeated every few coherence intervals, depending on how fast the CFOs change.

A. CFO Estimation for the k -th UT [5]

For the CFO estimation phase, special pilots are transmitted from the UTs to the BS during the special UL slot. Assuming the pilot sequence to be $N \leq N_u$ channel uses long, we divide it into $B \triangleq \lceil N/KL \rceil$ pilot-blocks, where each pilot-block is of KL channel uses.³ In the b -th pilot-block, the k -th UT would transmit an impulse of amplitude $\sqrt{KLp_u}$ only at time $t = (b-1)KL + (k-1)L$ ($b = 1, 2, \dots, B$), and zeros elsewhere. Thus the pilot received at the m -th BS antenna at time $t = \tau(b, k, l) \triangleq (b-1)KL + (k-1)L + l$ ($l = 0, 1, \dots, L-1$, $k = 1, 2, \dots, K$) would be $r_m[\tau(b, k, l)] = \sqrt{KLp_u} h_{mk}[l] e^{j\omega_k \tau(b, k, l)} + w_m[\tau(b, k, l)]$ ($\forall m = 1, 2, \dots, M$), where $\omega_k \triangleq 2\pi\Delta f_k T_s$ is the CFO of the k -th UT (Δf_k is the frequency offset for the k -th UT and $T_s = 1/B_w$, where B_w is the communication bandwidth). $w_m[\tau(b, k, l)] \sim \mathcal{CN}(0, \sigma^2)$ is the i.i.d. circular symmetric complex AWGN with variance σ^2 . The estimate of the CFO of the k -th UT is given by $\hat{\omega}_k \triangleq \frac{1}{KL} \arg(\rho_k)$,⁴ where $\rho_k \triangleq \sum_{b=1}^{B-1} \sum_{m=1}^M \sum_{l=0}^{L-1} \frac{r_m^*[\tau(b, k, l)] r_m[\tau(b+1, k, l)]}{MKL(B-1)p_u \sum_{l=0}^{L-1} \sigma_{h,kl}^2} \stackrel{(a)}{=} G_k e^{j\omega_k KL} + \nu_k$. Here ν_k is the overall interference and noise term and $G_k \triangleq \frac{1}{M \sum_{l=0}^{L-1} \sigma_{h,kl}^2} \sum_{m=1}^M \sum_{l=0}^{L-1} |h_{mk}[l]|^2$.

Remark 1. Note that with $M \rightarrow \infty$, from the strong law of large numbers, for i.i.d. $\{h_{mk}[l]\}$, we have $G_k \rightarrow 1$. \square

Result 1. Note that this low-complexity CFO estimator is well-defined if and only if $|\omega_k KL| \ll \pi$. For most practical massive MIMO systems, this condition would hold true [5]. In [5] it

is shown that with $|\omega_k KL| \ll \pi$, the above CFO estimate can be approximated as $\hat{\omega}_k = \frac{1}{KL} \arg(\rho_k) \approx \omega_k + \frac{\nu_k^Q}{G_k KL}$, where $\nu_k^Q \triangleq \Im(\nu_k)$, provided that the received SNR from the k -th UT $\gamma_k \triangleq \frac{p_u}{\sigma^2} \sum_{l=0}^{L-1} \sigma_{h,kl}^2 \gg \gamma_k^0$, where

$$\gamma_k^0 \triangleq \frac{\frac{B-1}{2B-3}}{KG_k \left[\sqrt{1 + 2ML \frac{(B-1)^3}{(2B-3)^2}} - 1 \right]}. \quad (1)$$

It can be shown that as $M \rightarrow \infty$, from the central limit theorem (CLT), the error in CFO estimation, i.e., $(\hat{\omega}_k - \omega_k)$ is asymptotically Gaussian, i.e., $(\hat{\omega}_k - \omega_k) \sim \mathcal{N}(0, \sigma_{\omega_k}^2)$, where $\sigma_{\omega_k}^2$ is the mean squared error (MSE) of CFO estimation. From [5], we have if $|\omega_k KL| \ll \pi$ and $\gamma_k \gg \gamma_k^0$, then

$$\sigma_{\omega_k}^2 \triangleq \mathbb{E}[(\hat{\omega}_k - \omega_k)^2] = \frac{\frac{1}{\gamma_k} \left(\frac{G_k}{B-1} + \frac{1}{2K\gamma_k} \right)}{M(N-KL)(KL)^2 G_k^2}. \quad (2)$$

Remark 2. From (1) it is clear that with $M \rightarrow \infty$, $\gamma_k^0 \propto \frac{1}{\sqrt{M}}$. Therefore we can choose some constant $c > 0$, such that $\gamma_k = \frac{c}{\sqrt{M}} \gg \gamma_k^0$ as $M \rightarrow \infty$, thereby satisfying the condition in (1). From (2) we note that with fixed N , K and L , as $M \rightarrow \infty$, with $\gamma_k = \frac{c}{\sqrt{M}} > 0$, we have $\lim_{M \rightarrow \infty} \sigma_{\omega_k}^2 = \frac{1/c^2}{2(N-KL)K^3 L^2} > 0$ (constant), since $\lim_{M \rightarrow \infty} G_k = 1$ (see Remark 1). This implies that for a fixed desired MSE, the required γ_k decreases as $1/\sqrt{M}$ as $M \rightarrow \infty$. Note that the expression on the R.H.S. of (2) consists of two terms. With N , K and L fixed and $M \rightarrow \infty$, the first term on the R.H.S. is proportional to $\frac{1}{M\gamma_k}$ and the second term is proportional to $\frac{1}{M\gamma_k^2}$. Therefore for a fixed MSE, the received SNR γ_k , cannot decrease at a rate faster than $\frac{1}{\sqrt{M}}$ with increasing M , since otherwise the second term would increase with increasing M . \square

Remark 2 is important for our analysis of the achievable information rate performance with the above CFO estimator. Using this result in Section IV, we would later show that for a fixed desired information rate to the k -th UT, the minimum required received SNR γ_k decreases as $\frac{1}{\sqrt{M}}$ as $M \rightarrow \infty$.

III. UPLINK DATA COMMUNICATION

After the CFO estimation phase, the conventional UL communication starts from the next UL slot. The first KL channel uses of each UL slot is used to transmit pilots from the UTs for channel estimation at the BS. It is then followed by a preamble sequence ($L-1$ channel uses) (see Fig. 1). After that N_D channel uses are dedicated for UL data transmission, which is followed by a post-amble sequence of $L-1$ channel uses.⁵ The CFO compensation is performed at the BS prior to acquisition of channel estimates and also prior to coherent detection.

A. Channel Estimation

In the channel estimation phase, the UTs transmit sequentially in time. The pilot transmission starts at $t = 0$ (see Fig. 1). The k -th UT transmits an impulse signal of amplitude $\sqrt{KLp_u}$ at time $t = (k-1)L$ and zeros elsewhere. The received pilot at the m -th BS antenna at time $t = (k-1)L + l$ is therefore given by $r_m[(k-1)L + l] = \sqrt{KLp_u} h_{mk}[l] e^{j\omega_k[(k-1)L + l]} + w_m[(k-$

²The same CFO estimates can be used in the DL, prior to beamforming information symbols to the respective UTs.

³Note that if N/KL is an integer, then all pilot-blocks are KL channel uses long and each UT transmits in all $\lceil N/KL \rceil$ pilot-blocks. However, if N/KL is not an integer, the B -th pilot-block is less than KL channel uses long. Therefore the effective N/KL is $\lceil N/KL \rceil$ for UTs allowed to transmit in the B -th pilot-block and it is $(\lceil N/KL \rceil - 1)$ for all other UTs. In this paper, we assume N/KL to be an integer.

⁴ $\arg(c)$ denotes the *principal argument* of the complex number c .

⁵The symbols transmitted in the pre- and post-amble sequences are i.i.d. $\mathcal{CN}(0, p_u)$ (same as the information symbols, see Section III-B). This is required to guarantee the correctness of the achievable information rate expressions, derived in Section IV.

$$\text{ISI}_k[t] = \sqrt{p_u} \sum_{m=1}^M \sum_{l=0}^{L-1} \sum_{l'=0, l' \neq l}^{L-1} \tilde{h}_{mk}^*[l] \tilde{h}_{mk}[l'] x_k[t-l'+l] e^{-j\Delta\omega_k(t-(k-1)L)} e^{-j\Delta\omega_k(l-l')} \quad (3)$$

$$\text{MUI}_k[t] = \sqrt{p_u} \sum_{m=1}^M \sum_{l=0}^{L-1} \sum_{q=1, q \neq k}^K \sum_{l'=0}^{L-1} \tilde{h}_{mk}^*[l] \tilde{h}_{mq}[l'] x_q[t-l'+l] e^{-j\Delta\omega_q(t-(q-1)L)} e^{-j\Delta\omega_q(l-l')} e^{j(\hat{\omega}_q - \hat{\omega}_k)(t+l)} \quad (4)$$

$$\text{EN}_k[t] = \frac{1}{\sqrt{KL}} \sum_{m=1}^M \sum_{l=0}^{L-1} \sum_{q=1}^K \sum_{l'=0}^{L-1} n_{mk}^*[(k-1)L+l] \tilde{h}_{mq}[l'] x_q[t-l'+l] e^{-j\Delta\omega_q(t-(q-1)L+l-l')} e^{j(\hat{\omega}_q - \hat{\omega}_k)(t+l)} \\ + \sum_{m=1}^M \sum_{l=0}^{L-1} \tilde{h}_{mk}^*[l] n_{mk}[t+l] + \frac{1}{\sqrt{KL} p_u} \sum_{m=1}^M \sum_{l=0}^{L-1} n_{mk}^*[(k-1)L+l] n_{mk}[t+l] \quad (5)$$

$$\mathbb{E} \left[\text{ES}_k[t] W_k^*[t] \right] = \mathbb{E} [A_k[t]] \left[\underbrace{\mathbb{E} \left[x_k[t] \left\{ A_k^*[t] x_k^*[t] - \mathbb{E}[A_k[t]] x_k^*[t] \right\} \right]}_{=0, \text{ since } x_k[t] \text{ and } A_k[t] \text{ are independent}} + \underbrace{\mathbb{E} \left[x_k[t] \left\{ \text{ISI}_k[t] + \text{MUI}_k[t] \right\}^* \right]}_{=0, \text{ since all } x_k[t] \text{ are i.i.d.}} + \underbrace{\mathbb{E} \left[x_k[t] \text{EN}_k^*[t] \right]}_{=0 \text{ (since all } n_{mk}[t] \text{ are i.i.d., zero mean and independent of } x_k[t])}] \right] = 0. \quad (6)$$

$1)L+l]$, where $m = 1, 2, \dots, M$, $l = 0, 1, \dots, L-1$ and $k = 1, 2, \dots, K$. Here $w_m[(k-1)L+l] \sim \mathcal{CN}(0, \sigma^2)$ is the circular symmetric AWGN. To estimate $h_{mk}[l]$, we first perform CFO compensation by rotating $r_m[(k-1)L+l]$ by $e^{-j\hat{\omega}_k[(k-1)L+l]}$ and then perform maximum likelihood (ML) channel estimation on the compensated pilots. Therefore the effective channel estimates are given by $\hat{h}_{mk}[l] \triangleq \frac{1}{\sqrt{KL} p_u} r_m[(k-1)L+l] e^{-j\hat{\omega}_k[(k-1)L+l]} = \tilde{h}_{mk}[l] + \frac{1}{\sqrt{KL} p_u} n_{mk}[(k-1)L+l]$, where⁶ $\tilde{h}_{mk}[l] \triangleq h_{mk}[l] e^{-j\Delta\omega_k[(k-1)L+l]} \sim \mathcal{CN}(0, 1)$ and $n_{mk}[(k-1)L+l] \triangleq w_m[(k-1)L+l] e^{-j\hat{\omega}_k[(k-1)L+l]} \sim \mathcal{CN}(0, \sigma^2)$ and $\Delta\omega_k \triangleq \hat{\omega}_k - \omega_k$ is the residual CFO error.

B. Uplink Receiver Processing

After channel estimation and preamble transmission, the UL data transmission begins at time $t = KL + L - 1$. Let $x_k[t] \sim \mathcal{CN}(0, 1)$ be the i.i.d. information symbol transmitted by the k -th UT at the t -th channel use and p_u be the average transmit power per-user. The received signal at the m -th BS antenna at time t is therefore given by $r_m[t] = \sqrt{p_u} \sum_{q=1}^K \sum_{l=0}^{L-1} h_{mq}[l] x_q[t-l] e^{j\omega_q t} + w_m[t]$, where $t = KL + L - 1, \dots, KL + L + N_D - 2 (= N_u - L)$. To detect $x_k[t]$, we first perform CFO compensation on the received signal, followed by maximum ratio combining with time reversal (TR-MRC) [7]. Therefore the output of the TR-MRC receiver at time t is given by

$$\hat{x}_k[t] \triangleq \sum_{m=1}^M \sum_{l=0}^{L-1} \hat{h}_{mk}^*[l] \underbrace{r_m[t+l] e^{-j\hat{\omega}_k(t+l)}}_{\text{CFO Compensation}} \\ \stackrel{(a)}{=} \underbrace{\sqrt{p_u} \sum_{m=1}^M \sum_{l=0}^{L-1} |\tilde{h}_{mk}[l]|^2 e^{-j\Delta\omega_k(t-(k-1)L)}}_{\triangleq A_k[t]} x_k[t] \\ + \text{ISI}_k[t] + \text{MUI}_k[t] + \text{EN}_k[t], \quad (7)$$

where step (a) follows from the fact that $\Delta\omega_k = \hat{\omega}_k - \omega_k$ is the residual CFO error for the k -th UT. Here $\text{ISI}_k[t]$ (inter-symbol interference component), $\text{MUI}_k[t]$ (multi-user interference component) and $\text{EN}_k[t]$ (effective noise component)

⁶Both $h_{mk}[l]$ and $w_m[(k-1)L+l]$ have uniform phase distribution (i.e. circular symmetric) and are independent of each other. Clearly, rotating these random variables by fixed angles (for a given realization of CFOs and its estimates) would not change the distribution of their phases and they will remain independent. Therefore the distribution of $\tilde{h}_{mk}[l]$ and $n_{mk}[(k-1)L+l]$ would be same as that of $h_{mk}[l]$ and $w_m[(k-1)L+l]$ respectively.

are given by (3)-(5) at the top of the page and $n_{mk}[t] \triangleq w_m[t] e^{-j\hat{\omega}_k t} \sim \mathcal{CN}(0, \sigma^2)$. From (7) we have

$$\hat{x}_k[t] = \underbrace{\mathbb{E}[A_k[t]] x_k[t]}_{\triangleq \text{ES}_k[t]} + \underbrace{(A_k[t] - \mathbb{E}[A_k[t]]) x_k[t]}_{\triangleq \text{SIF}_k[t]} + \text{ISI}_k[t] + \text{MUI}_k[t] + \text{EN}_k[t], \quad (8)$$

where $\text{SIF}_k[t]$ is the time-varying self-interference component and $\text{ES}_k[t]$ is the effective signal component. Note that $\mathbb{E}[A_k[t]]$ is the average of $A_k[t]$ across multiple channel realizations and also across multiple CFO estimation phases and is a function of t . The same is also true for the variance of the overall noise and interference term, $W_k[t] \triangleq \text{SIF}_k[t] + \text{ISI}_k[t] + \text{MUI}_k[t] + \text{EN}_k[t]$. Further for a given t , the realization of $W_k[t]$ is i.i.d. across multiple UL data transmission blocks. Therefore for each channel use, we have a single-input single-output (SISO) channel in (8), when viewed across multiple coherence blocks. Thus in essence we have N_D different SISO channels with distinct channel statistics. The data received at the t -th channel use for each UT across multiple UL data transmission blocks can therefore be jointly decoded at the BS receiver [7]. The above coding strategy although not practical is useful in computing an achievable information rate.⁷

IV. ACHIEVABLE INFORMATION RATE

Since $x_k[t]$ and $n_{mk}[t]$ are all independent and zero mean, it can be shown that $\text{SIF}_k[t]$, $\text{ISI}_k[t]$, $\text{MUI}_k[t]$ and $\text{EN}_k[t]$ are all zero mean and uncorrelated with one another. Therefore we have $\mathbb{E}[|W_k[t]|^2] = \mathbb{E}[|\text{SIF}_k[t]|^2] + \mathbb{E}[|\text{ISI}_k[t]|^2] + \mathbb{E}[|\text{MUI}_k[t]|^2] + \mathbb{E}[|\text{EN}_k[t]|^2]$. Further from (8), we note that the correlation between the effective signal component, $\text{ES}_k[t]$ and the overall noise and interference term $W_k[t]$ is zero (see (6) at the top of the page). Therefore with Gaussian information symbols $x_k[t]$, a lower bound on the information rate of the effective channel in (8) is obtained by considering the worst case uncorrelated additive noise (in terms of mutual information). With Gaussian information symbols, this worst case uncorrelated noise would also be Gaussian, with the same variance as that of $W_k[t]$ [8]. An achievable lower bound on the information rate is therefore given by $I(\hat{x}_k[t]; x_k[t]) \geq \log_2 \left(1 + \text{SINR}_k[t] \right)$, where $\text{SINR}_k[t] \triangleq$

⁷In practice coding could be performed across a group of consecutive channel uses within each UL data transmission block, since the statistics of $W_k[t]$ and $A_k[t]$ would not change significantly within a small group of consecutive channel uses.

$\mathbb{E}[|\text{ES}_k[t]|^2]/\mathbb{E}[|\text{W}_k[t]|^2]$. Therefore the information rate for the k -th UT is given by

$$I_k = \frac{1}{N_u} \sum_{t=KL+L-1}^{N_u-L} \log_2(1 + \text{SINR}_k[t]). \quad (9)$$

Using (7) and (8), the variance of $\text{ES}_k[t]$ is given by

$$\mathbb{E}[|\text{ES}_k[t]|^2] \stackrel{(a)}{=} M^2 p_u \left(\sum_{l=0}^{L-1} \sigma_{hkl}^2 \right)^2 e^{-\sigma_{\omega_k}^2 (t-(k-1)L)^2}, \quad (10)$$

where step (a) follows from the fact that $\Delta\omega_k = \hat{\omega}_k - \omega_k$ is asymptotically Gaussian (see the paragraph before (2)). Similarly the variances of $\text{SIF}_k[t]$, $\text{ISI}_k[t]$, $\text{MUI}_k[t]$ and $\text{EN}_k[t]$ are summarized in Table I. Using the values of the variance of these individual components from Table I and (10), $\text{SINR}_k[t] = \mathbb{E}[|\text{ES}_k[t]|^2]/\mathbb{E}[|\text{W}_k[t]|^2]$ is given by

$$\text{SINR}_k[t] = \frac{e^{-\sigma_{\omega_k}^2 (t-(k-1)L)^2}}{[1 - e^{-\sigma_{\omega_k}^2 (t-(k-1)L)^2}] + \frac{1}{MK\gamma_k^2} + \frac{c_1}{M\gamma_k} + \frac{c_2}{M}}, \quad (11)$$

where $c_1 \triangleq 1 + \frac{1}{K\theta_k} \sum_{q=1}^K \theta_q$ and $c_2 \triangleq \frac{1}{\theta_k} \sum_{q=1}^K \theta_q$. Here $\theta_k \triangleq \sum_{l=0}^{L-1} \sigma_{hkl}^2$. On the R.H.S. of (11), we note that the numerator and the first term of the denominator depend on the received SNR γ_k only through the MSE of CFO estimation $\sigma_{\omega_k}^2$, which approaches a constant limiting value with $\gamma_k \propto 1/\sqrt{M}$ as $M \rightarrow \infty$ (see Remark 2). The last term in the denominator of RHS of (11), i.e., $\frac{c_2}{M}$, vanishes when M is sufficiently large, i.e., $M \rightarrow \infty$. Rest of the terms, i.e., $(1/MK\gamma_k^2 + c_1/M\gamma_k)$ are due to AWGN and channel estimation error. Clearly to keep the information rate fixed with $M \rightarrow \infty$, we must reduce γ_k with increasing M , such that the denominator on the RHS of (11) does not increase unbounded. Since with $\gamma_k \rightarrow 0$, $\frac{1}{MK\gamma_k^2}$ would eventually dominate over $\frac{c_1}{M\gamma_k}$, we must decrease γ_k at a rate equal to or less than $1/\sqrt{M}$, with increasing M . This shows that even in a frequency-selective channel, an $\mathcal{O}(\sqrt{M})$ array gain can be achieved with the presented low-complexity CFO estimation/compensation and TR-MRC detection schemes. This is shown more rigorously in the following theorem.

Theorem 1. (Achievable Array Gain) Consider $|\omega_k KL| \ll \pi$. For a fixed K , L , N and a fixed desired information rate of the t -th channel code, $R_k[t] \gg R_0$ (where $R_0 \triangleq \log_2(1 + \frac{2}{N-KL})$), there exists a positive constant $c_0 > 0$ such that by decreasing $\gamma_k = \frac{c_0}{\sqrt{M}}$, with increasing M , we have $\lim_{M \rightarrow \infty} \log_2(1 + \text{SINR}_k[t]) = R_k[t]$.

Proof: See Appendix. ■

TABLE I LIST OF VARIANCE OF ALL COMPONENTS OF $\text{W}_k[t]$.

Component	Variance
$\text{SIF}_k[t]$	$M^2 p_u \left(\sum_{l=0}^{L-1} \sigma_{hkl}^2 \right)^2 \left[1 - e^{-\sigma_{\omega_k}^2 (t-(k-1)L)^2} \right] + M p_u \sum_{l=0}^{L-1} \sigma_{hkl}^4$
$\text{ISI}_k[t]$	$M p_u \left[\left(\sum_{l=0}^{L-1} \sigma_{hkl}^2 \right)^2 - \sum_{l=0}^{L-1} \sigma_{hkl}^4 \right]$
$\text{MUI}_k[t]$	$M p_u \left(\sum_{l=0}^{L-1} \sigma_{hkl}^2 \right) \left(\sum_{q=1, q \neq k}^K \sum_{l'=0}^{L-1} \sigma_{hql'}^2 \right)$
$\text{EN}_k[t]$	$\frac{M\sigma^2}{K} \left(\sum_{q=1}^K \sum_{l=0}^{L-1} \sigma_{hql}^2 \right) + \frac{M\sigma^4}{K p_u} + M\sigma^2 \left(\sum_{l=0}^{L-1} \sigma_{hkl}^2 \right)$

Remark 3. (Impact of Channel Memory, L) From (9) and (11) we note that the overall information rate depends on the channel memory, L , only through $\sigma_{\omega_k}^2$. From (2), we have $\sigma_{\omega_k}^2 \stackrel{(a)}{=} \left[(B+1 + \frac{1}{B-1}) + \frac{B^2}{2K\gamma_k} \right] / (M(N_u - KL)N_u^2\gamma_k)$, (12)

where step (a) follows from the facts that $\lim_{M \rightarrow \infty} G_k = 1$ and $N = BKL$ and we have taken $N = N_u$. In the small L regime, we have $N_u \gg KL$, i.e., $B \gg 1$ (fixed K and N_u). Substituting this in (12), we have $\sigma_{\omega_k}^2 \approx \frac{1/N_u^2}{MN_u\gamma_k} (B + \frac{B^2}{2K\gamma_k})$. Clearly with fixed K , N_u , γ_k and increasing L , number of pilot-blocks, B decreases and therefore from the approximate expression of $\sigma_{\omega_k}^2$ it follows that $\sigma_{\omega_k}^2 \propto 1/L^2$, when L is sufficiently small, i.e., $L \ll N_u/KL$ (see the variation in $\sigma_{\omega_k}^2$ for $L = 1, 2, 5$ in Table II). Therefore with fixed γ_k and increasing L , the information rate increases, or equivalently for a fixed desired information rate the required γ_k will decrease with increasing L . But on the other hand, the communication overheads for channel estimation/preamble/post-amble overheads ($KL + 2(L-1)$ channel uses) increases with increasing L , which tends to decrease the overall effective information rate I_k . When L is small, the increase in information rate due to the $1/L^2$ decrease in $\sigma_{\omega_k}^2$ counterbalances the loss in the information rate due to overheads and hence for a fixed desired information rate (and fixed N_u , K and M), the required γ_k does not increase significantly with increasing L .

As L becomes sufficiently large, with fixed N_u , γ_k , M and increasing L , from (12) we see that the decrease in $\sigma_{\omega_k}^2$ is not as significant as the small L regime. This is because with large L , the number of CFO estimation pilot-blocks B is small leading to less block-wise averaging in the computation of the CFO estimate (see Section II-A and also Table II for $L = 10, 25$). Therefore, loss in the information rate due to communication overheads dominate over the improvement due to the reduction in $\sigma_{\omega_k}^2$. As a result, for a fixed desired information rate (and fixed K , M , N_u), the required γ_k increases significantly with increasing L in the large L regime. □

V. NUMERICAL RESULTS AND DISCUSSIONS

In this section, through Monte-Carlo simulations, we study the variation in the minimum required received SNR γ_k with increasing M for different values of L (fixed N , K and N_u). We assume the following values for the system parameters: carrier frequency $f_c = 2$ GHz, a maximum CFO of $\kappa = 0.1$ PPM of f_c , communication bandwidth $B_w = 1$ MHz and coherence interval $T_c = 1$ ms. Thus $|\omega_k| \leq 2\pi\kappa \frac{f_c}{B_w} = \frac{\pi}{2500}$. At the start of every CFO estimation phase, the CFOs ω_k ($k = 1, 2, \dots, K$) assume a new value (independent of the previous values) uniformly distributed in $[-\frac{\pi}{2500}, \frac{\pi}{2500}]$. $N_c = T_c B_w = 1000$ (coherence interval), $N_u = N_c/2 = 500$ and $N = N_u = 500$. The PDP is the same for each user and is given by $\sigma_{hkl}^2 = 1/L$, $l = 0, 1, \dots, L-1$, $k = 1, 2, \dots, K$.

TABLE II Variation of $\sigma_{\omega_k}^2$ with varying L for fixed $\gamma_k = -10$ dB, $M = 320$, $N = N_u = 500$ and $K = 10$.

	$L = 1$	$L = 2$	$L = 5$	$L = 10$	$L = 25$
$\sigma_{\omega_k}^2 (\times 10^{-6})$	0.3319	0.0882	0.0170	0.0059	0.0030

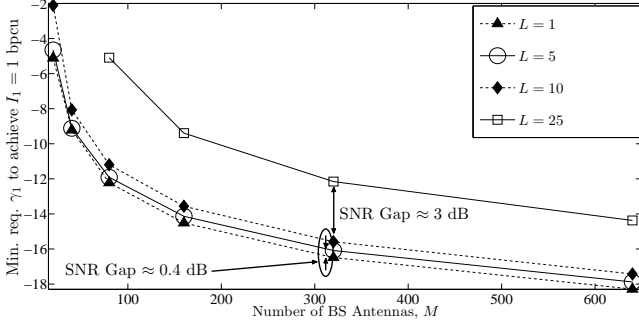


Fig. 2 Plot of the required received SNR γ_k ($k = 1$) versus M for different $L = 1, 5, 10, 25$. Fixed desired information rate for the first UT $I_1 = 1$ bpcu, $K = 10$ and $N_u = 500$.

The information rate is computed using (9) and (11), with $\sigma_{\omega_k}^2 = \mathbb{E}[(\hat{\omega}_k - \omega_k)^2]$ replaced by its expression in (2) with $G_k = 1$ (see Remark 1).

In Fig. 2 we plot the variation in the minimum required received SNR for the first UT to achieve a fixed desired information rate $I_1 = 1$ bpcu (bits per channel use) for different values of L . Note that when the number of BS antennas, M is sufficiently large (e.g. $M = 320$ and $M = 640$), the decrease in the required SNR is roughly 1.5 dB with every doubling in M , irrespective of the value of L . This supports our observation of an $\mathcal{O}(\sqrt{M})$ array gain in Theorem 1. Also observe that for a fixed M , the minimum required SNR increases with increasing L . Note that when L is small (i.e. when L increases from 1 to 5), this loss in performance is small (≈ 0.4 dB), but when L is sufficiently high (when L increases from 10 to 25), this loss is significant (≈ 3 dB). This observation supports our conclusion in Remark 3. It is also noted that the increase in the required received SNR due to large L can be counterbalanced by increasing M , due to $\mathcal{O}(\sqrt{M})$ array gain.

APPENDIX PROOF OF THEOREM 2

From (11) we explicitly rewrite $\text{SINR}_k[t]$ as a function of M since N, K and L are fixed and M is varying, i.e.,

$$\text{SINR}_{k,M}[t] = \frac{e^{-\sigma_{\omega_k}^2 t_1^2}}{\left[1 - e^{-\sigma_{\omega_k}^2 t_1^2}\right] + \frac{1}{MK\gamma_k^2} + \frac{c_1}{M\gamma_k} + \frac{c_2}{M}}, \quad (13)$$

where $c_1 = \frac{1}{K\theta_k} \sum_{q=1}^K \theta_q + 1$, $c_2 = \frac{1}{\theta_k} \sum_{q=1}^K \theta_q$, $\theta_k = \sum_{l=0}^{L-1} \sigma_{hkl}^2$ and $t_1 \triangleq t - (k-1)L$. Let K, L, N and $R_k[t]$ be fixed as $M \rightarrow \infty$. Let $\gamma_k \triangleq \frac{c_0}{\sqrt{M}}$, where c_0 is such that $u = c_0 > 0$ is the unique solution to

$$(1 + 1/Ku^2) (1 - 2^{-R_k[t]}) = e^{-t_1^2/2Ku^2 d'}, \quad (14)$$

where $d' \triangleq (N - KL)(KL)^2$. The uniqueness of the constant c_0 is argued in the following. Let $z \triangleq \frac{1}{Ku^2}$. Then (14) is equivalent to $(1+z)f_0 = e^{-zf_1}$, where $f_0 \triangleq 1 - 2^{-R_k[t]}$ and $f_1 \triangleq \frac{t_1^2}{2d'}$. Note that both f_0 and f_1 are positive, i.e., $f_0 > 0$, $f_1 > 0$ and $0 < f_0 < 1$. Clearly, $g_2(z) \triangleq e^{-zf_1}$ is monotonically decreasing with increasing z and $g_1(z) \triangleq (1+z)f_0$ is monotonically increasing with increasing z . Also at $z = 0$, $g_2(z = 0) = 1 > g_1(z = 0) = f_0$, since $f_0 < 1$. The curves $g_1(z)$ and $g_2(z)$ therefore intersect at exactly one point, i.e., $z = z^* \triangleq \frac{1}{Kc_0^2}$, as is illustrated through Fig. 3. Therefore with $u = c_0$ in (14) it follows that

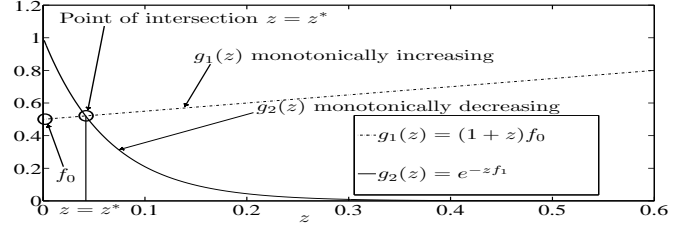


Fig. 3 Plot of $g_1(z)$ and $g_2(z)$ showing their unique point of intersection as the solution to (14).

$$R_k[t] = \log_2 \left(1 + \frac{e^{-t_1^2/2Kc_0^2 d'}}{1 + 1/Kc_0^2 - e^{-t_1^2/2Kc_0^2 d'}} \right). \quad (15)$$

We next show that $c_0 > \sqrt{(2^{R_k[t]} - 1)/K}$. In Fig. 3 we observe that since $g_2(z)$ is monotonically decreasing, and $g_2(z = 0) = 1$, it follows that $g_2(z = 1/Kc_0^2) < 1$. Since $g_1(z = 1/Kc_0^2) = g_2(z = 1/Kc_0^2)$, it follows that $g_1(z = 1/Kc_0^2) = (1 + 1/Kc_0^2)(1 - 2^{-R_k[t]}) < 1$, i.e., $c_0 > \sqrt{(2^{R_k[t]} - 1)/K}$. Therefore we have

$$\gamma_k = \frac{c_0}{\sqrt{M}} > \sqrt{\frac{2^{R_k[t]} - 1}{MK}} \stackrel{(a)}{\gg} \sqrt{\frac{2^{R_0} - 1}{MK}} = \sqrt{\frac{2}{MK(N - KL)}} \quad (16)$$

where (a) follows from the fact that $R_k[t] \gg R_0 = \log_2 \left(1 + \frac{2}{N - KL} \right)$. Further from (1), we have

$$\gamma_k^0 \stackrel{(b)}{=} \frac{\frac{(B-1)}{(2B-3)}}{KG_k \left[\sqrt{1 + 2ML \frac{(B-1)^3}{(2B-3)^2}} - 1 \right]} \stackrel{(c)}{\leq} \sqrt{\frac{2}{MK(N - KL)}}, \quad (17)$$

where step (b) follows from (1) and (c) is obtained using the inequality $\sqrt{1+x} - 1 \geq \sqrt{x}/2$, $\forall x \geq 16/9$ with $x = 2ML \frac{(B-1)^3}{(2B-3)^2}$ (since $ML > 1$, $x = 2ML \frac{(B-1)^3}{(2B-3)^2} > \frac{16}{9}$). From (16) and (17) we finally have $\gamma_k = \frac{c_0}{\sqrt{M}} \gg \gamma_k^0$.

Since $|\omega_k KL| \ll \pi$ and $\gamma_k \gg \gamma_k^0$, using (2) we get $\sigma_{\omega_k}^2 \rightarrow \frac{1/c_0^2}{2(N - KL)K^3 L^2}$ (constant), since $G_k \rightarrow 1$ as $M \rightarrow \infty$ (see Remark 1). Substituting this expression of $\sigma_{\omega_k}^2$ in (13) and taking the limit $M \rightarrow \infty$, we get $\lim_{M \rightarrow \infty} \log_2(1 + \text{SINR}_{k,M}[t]) = \log_2 \left(1 + \frac{e^{-t_1^2/2Kc_0^2 d'}}{1 + 1/Kc_0^2 - e^{-t_1^2/2Kc_0^2 d'}} \right) \stackrel{(d)}{=} R_k[t]$, where (d) follows from (15).

REFERENCES

- [1] T. Marzetta, "Noncooperative Cellular Wireless with Unlimited Numbers of Base Station Antennas," *IEEE Trans. Wireless Commun.*, vol. 9, no. 11, pp. 3590–3600, November 2010.
- [2] F. Rusek, D. Persson, B. K. Lau, E. Larsson, T. Marzetta, O. Edfors, and F. Tufvesson, "Scaling Up MIMO: Opportunities and Challenges with Very Large Arrays," *IEEE Signal Process. Mag.*, vol. 30, no. 1, pp. 40–60, Jan 2013.
- [3] J. Andrews, S. Buzzi, W. Choi, S. Hanly, A. Lozano, A. Soong, and J. Zhang, "What Will 5G Be?" *IEEE J. Sel. Areas Commun.*, vol. 32, no. 6, pp. 1065–1082, June 2014.
- [4] H. Q. Ngo, E. Larsson, and T. Marzetta, "Energy and Spectral Efficiency of Very Large Multiuser MIMO Systems," *IEEE Trans. Commun.*, vol. 61, no. 4, pp. 1436–1449, April 2013.
- [5] S. Mukherjee and S. K. Mohammed, "Low-Complexity CFO Estimation for Multi-User Massive MIMO Systems," presented in *IEEE Globecom, 2015* [Online]. Available: <http://arxiv.org/abs/1504.05657v2>.
- [6] S. Mukherjee, S. K. Mohammed, and I. Bhushan, "Impact of CFO Estimation on the Performance of ZF Receiver in Massive MU-MIMO Systems," to appear in *IEEE Transactions on Vehicular Technology*.
- [7] A. Pitarokoulis, S. K. Mohammed, and E. G. Larsson, "Uplink Performance of Time-Reversal MRC in Massive MIMO Systems Subject to Phase Noise," *IEEE Trans. Wireless Commun.*, vol. 14, no. 2, pp. 711–723, Feb 2015.
- [8] B. Hassibi and B. Hochwald, "How much training is needed in multiple-antenna wireless links?" *IEEE Trans. Inf. Theory*, vol. 49, no. 4, pp. 951–963, April 2003.