

Fluctuating hydrodynamics approach to equilibrium time correlations for anharmonic chains

Herbert Spohn

Zentrum Mathematik and Physik Department, Technische Universität München,
Boltzmannstraße 3, 85747 Garching, Germany. spohn@ma.tum.de

Abstract. Linear fluctuating hydrodynamics is a useful and versatile tool for describing fluids, as well as other systems with conserved fields, on a mesoscopic scale. In one spatial dimension, however, transport is anomalous, which requires to develop a nonlinear extension of fluctuating hydrodynamics. The relevant nonlinearity turns out to be the quadratic part of the Euler currents when expanding relative to a uniform background. We outline the theory and compare with recent molecular dynamics simulations.

Table of contents

1. Introduction, long time tails for simple fluids
2. Anharmonic chains
 - 2.1 Conservation laws and equilibrium time correlations
 - 2.2 Linearized hydrodynamics
3. Nonlinear fluctuating hydrodynamics
 - 3.1 Euler currents to second order
 - 3.2 Stationary measure for the physical fields
 - 3.3 Transformation to normal modes
4. Mode-coupling theory
 - 4.1 Decoupling hypothesis
 - 4.2 One-loop, diagonal, and small overlap approximations
 - 4.3 Numerical simulations of the mode-coupling equations
 - 4.4 Asymptotic self-similarity
 - 4.5 No signal beyond the sound cone
 - 4.6 Dynamical phase diagram
5. Molecular dynamics simulations
6. Total current correlations
7. Other Hamiltonian chains
 - 7.1 Coupled rotators
 - 7.2 Lattice nonlinear Schrödinger equation

1 Introduction, long time tails for simple fluids

In the mid 1950ies, Green [1] and Kubo [2, 3] discovered that transport coefficients for simple fluids can be obtained through a time-integral over the respective total current correlation function. For tracer diffusion such a connection is more immediate and was understood much earlier. But the then novel insight was that collective transport coefficients, such as viscosity and thermal conductivity, follow the same pattern. Thus it became a central issue to determine the time decay of such current correlations. With essentially no tools available this amounted to an impossible task. The static equilibrium correlations were known to decay exponentially fast, as confirmed by a convergent series expansion. But for the dynamics one would have to deal with a huge set of coupled differential equations. At the time the only theoretical tool available was the Boltzmann equation valid at low density. Kinetic theory predicts an exponential decay for the current time correlations and it was tacitly assumed that such behavior would extend to moderate densities. Alder and Wainwright [4] tried to check the situation in a pioneering molecular dynamics simulation of 500 hard disks, resp. hard spheres, at periodized volume 2, 3, and 5 times larger than close packing. For tracer diffusion they convincingly observed a power law decay as $t^{-d/2}$, dimension $d = 2, 3$, which was baptized “long time tail”. They also argued that the same behavior should hold for collective transport. Theory quickly jumped in and predicted a decay as $t^{-d/2}$ for viscosity and thermal conductivity [5, 6].

There are several theoretical schemes and they all arrive at the same prediction, which of course increases their confidence level. As recognized for some time, the most direct approach is linear fluctuating hydrodynamics plus small nonlinear perturbations. We refer to the recent monograph [7] for a comprehensive discussion. Here I provide only a rough sketch of the method with the purpose to explain why one dimension is so special. In the physical dimension a simple fluid has five conservation laws and correspondingly fluctuating hydrodynamics has to deal with a five component field, where the momentum components are odd, density and energy are even under time reversal. As well known [8, 7], the full structure has to be used in order to arrive at quantitative predictions. But the argument becomes even more direct for the (unphysical) case of a single conservation law.

Let us thus consider the scalar field $\rho(\mathbf{x}, t)$, which for concreteness is called density. Space is $\mathbf{x} \in \mathbb{R}^d$ and time is $t \in \mathbb{R}$. $\rho(\mathbf{x}, t)$ is a fluctuating field. On the macroscopic scale fluctuations are not visible and ρ satisfies the hyperbolic conservation law

$$\partial_t \rho + \nabla \cdot \vec{j}(\rho) = 0, \quad (1.1)$$

where \vec{j} is the density current. To also include mesoscopic details, in particular to incorporate fluctuations, one argues that the current has, in addition to the deterministic part, also a random contribution which is essentially uncorrelated in space-time. Since fluctuations are always associated with dissipation, on a more refined scale Eq. (1.1) becomes

$$\partial_t \rho + \nabla \cdot (\vec{j}(\rho) - D \nabla \rho + \sigma \vec{\xi}) = 0. \quad (1.2)$$

Here $\vec{\xi}(\mathbf{x}, t)$ is Gaussian white noise with mean zero and covariance

$$\langle \xi_\alpha(\mathbf{x}, t) \xi_{\alpha'}(\mathbf{x}', t') \rangle = \delta_{\alpha\alpha'} \delta(\mathbf{x} - \mathbf{x}') \delta(t - t'), \quad \alpha, \alpha' = 1, \dots, d. \quad (1.3)$$

σ is the noise strength and D is the diffusion constant. They are both treated as numbers. Physically they will depend on the density. But this would be higher order effects, which are ignored in our discussion.

The goal is to compute the density time correlations in the stationary regime, which is no easy task, since (1.2) is nonlinear. But correlations can be thought of as imposing at $t = 0$ a small density perturbation at the origin and then record how the perturbation propagates in space-time. For this purpose one might hope to get away with linearizing (1.2) at the uniform background density ρ_0 as $\rho_0 + \varrho(\mathbf{x}, t)$, which yields

$$\partial_t \varrho + \nabla \cdot (\vec{j}'(\rho_0) \varrho - D \nabla \varrho + \sigma \vec{\xi}) = 0, \quad (1.4)$$

where $'$ refers to differentiation w.r.t ρ . (1.4) is a linear Langevin equation, hence solved easily. Since ϱ is a deviation from the uniform background, we are interested in the space-time stationary process with zero mean. First note that (1.4) has a unique time-stationary zero mean measure, which is Gaussian white noise in the spatial variable,

$$\langle \varrho(\mathbf{x}) \varrho(\mathbf{x}') \rangle = (\sigma^2 / 2D) \delta(\mathbf{x} - \mathbf{x}'). \quad (1.5)$$

For the stationary space-time covariance one obtains

$$\langle \varrho(\mathbf{x}, t) \varrho(0, 0) \rangle = (\sigma^2 / 2D) p(\mathbf{x} - \vec{c}t, t), \quad (1.6)$$

where p is the Gaussian transition kernel,

$$p(\mathbf{x}, t) = (4\pi D|t|)^{-d/2} \exp(-\mathbf{x}^2 / 4D|t|), \quad (1.7)$$

and $\vec{c} = \vec{j}'(\rho_0)$. By (1.4) the fluctuating current is given by

$$\vec{\mathcal{J}} = \vec{c} \varrho - D \nabla \varrho + \sigma \vec{\xi}. \quad (1.8)$$

For the stationary correlations of the total current one arrives at

$$\int_{\mathbb{R}^d} d\mathbf{x} \langle \vec{\mathcal{J}}(\mathbf{x}, t) \cdot \vec{\mathcal{J}}(0, 0) \rangle = d\sigma^2 \delta(t). \quad (1.9)$$

No surprise. A density fluctuation propagates with velocity \vec{c} and spreads diffusively. The currents are delta-correlated, which should translate into exponential decay for the underlying microscopic system. But before jumping at such conclusions one has to study the stability of (1.9) against including higher orders in the expansion. By power counting the next to leading term is the nonlinear current at second order, which amounts to

$$\partial_t \varrho + \nabla \cdot (\vec{c} \varrho + \vec{G} \varrho^2 - D \nabla \varrho + \sigma \vec{\xi}) = 0, \quad \vec{G} = \frac{1}{2} \vec{j}''(\rho_0). \quad (1.10)$$

The task is to compute the current correlation (1.9) perturbatively in \vec{G} .

We first remove \vec{c} by switching to a moving frame of reference. Secondly we note that, quite surprisingly, white noise is still time-stationary under the nonlinear Langevin equation (1.10). Since, as argued above, spatial white noise is time-stationary under the linear part, one only has to check its invariance under the deterministic evolution $\partial_t \varrho = -\vec{G} \cdot \nabla \varrho^2$. Formally its vector field is divergence free, since one can choose a divergence free discretization [9], compare with the discussion in Section 3 below. Hence the “volume measure” is preserved and one has to check only the time change of the logarithm of the stationary density,

$$\frac{d}{dt} \int_{\mathbb{R}^d} dx \frac{1}{2} \varrho(\mathbf{x})^2 = - \int_{\mathbb{R}^d} dx \varrho(\mathbf{x}) \vec{G} \cdot \nabla \varrho^2(\mathbf{x}) = \frac{1}{3} \int_{\mathbb{R}^d} dx \vec{G} \cdot \nabla \varrho^3(\mathbf{x}) = 0. \quad (1.11)$$

For an expansion in $\vec{G} \cdot \nabla \varrho^2$ it is most convenient to use the Fokker-Planck generator, denoted by $L = L_0 + L_1$, where L_0 corresponds to the Gaussian part and L_1 to the nonlinear flow. We define

$$S(\mathbf{x}, t) = \langle \varrho(\mathbf{x}, t) \varrho(0, 0) \rangle = \langle \varrho(\mathbf{x}) e^{Lt} \varrho(0) \rangle, \quad (1.12)$$

average with respect to the time-stationary Gaussian measure, and plan to use the general second moment sum rule

$$\frac{d^2}{dt^2} \int_{\mathbb{R}^d} dx \mathbf{x}^2 S(\mathbf{x}, t) = \int_{\mathbb{R}^d} dx \langle \vec{\mathcal{J}}(\mathbf{x}, t) \cdot \vec{\mathcal{J}}(0, 0) \rangle, \quad (1.13)$$

which follows directly from the conservation law. By second order time-dependent perturbation theory,

$$\begin{aligned} S(\mathbf{x}, t) &= \langle \varrho(\mathbf{x}) e^{L_0 t} \varrho(0) \rangle + \int_0^t dt_1 \langle \varrho(\mathbf{x}) e^{L_0(t-t_1)} L_1 e^{L_0 t_1} \varrho(0) \rangle \\ &\quad + \int_0^t dt_2 \int_0^{t_2} dt_1 \langle \varrho(\mathbf{x}) e^{L_0(t-t_2)} L_1 e^{L_0(t_2-t_1)} L_1 e^{L_0 t_1} \varrho(0) \rangle + \mathcal{O}(|\vec{G}|^3). \end{aligned} \quad (1.14)$$

$L_0 \varrho$ is linear, while $L_1 \varrho$ is quadratic in ϱ . Thus the second term on the right is odd in ϱ and vanishes. For any functional, F ,

$$\langle \varrho(\mathbf{x}) L_1 F(\varrho) \rangle = - \langle (L_1 \varrho(\mathbf{x})) F(\varrho) \rangle, \quad (1.15)$$

see (4.8), and the left L_1 is swapped over to act on $e^{L_0(t-t_2)} \varrho(\mathbf{x})$. By translation invariance, $\vec{G} \cdot \nabla$ can be pulled in front as acting on \mathbf{x} . Combining the terms one arrives at

$$\begin{aligned} S(\mathbf{x}, t) &= \langle \varrho(\mathbf{x}) e^{L_0 t} \varrho(0) \rangle + \int_0^t dt_2 \int_0^{t_2} dt_1 (\vec{G} \cdot \nabla)^2 \\ &\quad \times \int_{\mathbb{R}^d} dx_1 \int_{\mathbb{R}^d} dx_2 p(\mathbf{x} - \mathbf{x}_2, t - t_2) p(\mathbf{x}_1, t_1) \langle \varrho(\mathbf{x}_2)^2 e^{L_0(t_2-t_1)} \varrho(\mathbf{x}_1)^2 \rangle. \end{aligned} \quad (1.16)$$

The Gaussian average is computed as

$$\langle \varrho(\mathbf{x}_2)^2 e^{L_0 t} \varrho(\mathbf{x}_1)^2 \rangle = 2 \left((\sigma^2 / 2D) p(\mathbf{x}_2 - \mathbf{x}_1, t) \right)^2 + \text{s-c}. \quad (1.17)$$

The self-contraction does not depend on \mathbf{x} , hence vanishes when applying $\vec{G} \cdot \nabla$. We insert in (1.13). Working out the integrals yields, including second order,

$$\int_{\mathbb{R}^d} dx \langle \vec{\mathcal{J}}(\mathbf{x}, t) \cdot \vec{\mathcal{J}}(0, 0) \rangle = d\sigma^2 \delta(t) + 4(\sigma^2/2D)^2 |\vec{G}|^2 p(0, 2t), \quad (1.18)$$

which is the claimed long time tail for a scalar conserved field in d dimensions.

Eq. (1.10) is singular at short distances, the worse the higher the dimension. In physical systems there is a natural cut-off at the microscopic scale which is simply ignored in (1.10). There are many possibilities to improve, but the serious constraint is to obtain a still manageable nonlinear stochastic equation. The noise should remain δ -correlated in time so to preserve the Markov property of the time evolution. One could smoothen in space, but thereby may loose the information on the time-stationary measure. To my experience the best compromise is to adopt the obvious spatial discretization. Then one has a set of coupled stochastic differential equations. For them one can check rigorously the time-stationary measure and identities as *e.g.* (1.15). On the perturbative level this then leads to the continuum expressions as (1.16). For a simple fluid the current correlations are bounded and will not diverge near $t = 0$. So in (1.18) only the long time prediction can be trusted.

What can be learned from the long time tails? In dimension $d \geq 3$ the decay is integrable. Thus, as assumed implicitly beforehand, the model has a finite diffusivity. Higher order terms in the expansion will modify prefactors but should not alter the exponent for the time decay. Dimension $d = 2$ is marginal. The diffusivity is weakly divergent. In principle, say, a system of hard disks has infinite viscosity and thermal conductivity. But since the divergence is only logarithmic one could convert the result into a weak system size dependence. In *one dimension* the conductivity is truly infinite. Obviously, not even the power law as based on the perturbative expansion (1.16) can be trusted and one needs to develop non-perturbative techniques.

Eq. (1.10) for $d = 1$ is known as stochastic Burgers equation, which we record for later reference as

$$\partial_t \varrho - \partial_x \left(\frac{1}{2} \lambda \varrho^2 + \nu \partial_x \varrho + \sigma \xi \right) = 0, \quad x \in \mathbb{R}. \quad (1.19)$$

One can introduce a potential through $\varrho = \partial_x h$. Then h satisfies the one-dimensional version of the Kadar-Parisi-Zhang (KPZ) equation [10],

$$\partial_t h = \frac{1}{2} \lambda (\partial_x h)^2 + \nu \partial_x^2 h + \sigma \xi, \quad (1.20)$$

for the moment using the more conventional symbols for the coefficients. Over the last fifteen years many properties, including rigorous results, of the KPZ equation have been obtained. While this is not the place to dive into details, I note that the solution is continuous in x , but so singular that $(\partial_x h)^2$ is ill-defined. However it is proved that the ultraviolet divergence is very mild and can be tamed by what would be an infinite energy renormalization in a 1+1 dimensional quantum field theory, compare with the discussion in [11]. More precisely one chooses a regularized version of (1.20) by replacing $\xi(x, t)$ through the spatially smoothed version $\xi_\varphi(x, t) = \int \varphi(x - x') \xi(x', t) dx'$ with $\varphi \geq 0$, even, smooth, of rapid decay at infinity, and normalized to 1. It can be proved that then the

solution to (1.20) is well-defined. One introduces an ultraviolet cut-off of spatial size ϵ by choosing the δ -function sequence $\varphi_\epsilon(x) = \epsilon^{-1}\varphi(\epsilon^{-1}x)$ and substituting the noise ξ by its smoothed version $\xi_\epsilon = \xi_{\varphi_\epsilon}$. Let us denote the corresponding solution of the KPZ equation by $h_\epsilon(x, t)$. Then $h_\epsilon(x, t) - v_\epsilon t$, *i.e.* $h_\epsilon(x, t)$ viewed in the frame moving with the diverging velocity $v_\epsilon = \epsilon^{-1} \int \varphi(x)^2 dx$, has a non-degenerate limit as $\epsilon \rightarrow 0$, which coincides with the Cole-Hopf solution of the KPZ equation [12, 13].

In this context Hairer recently developed a solution theory, for which he was awarded the 2014 Fields Medal. His theory works for the KPZ equation, as well as a large class of other singular stochastic partial differential equations, and for general cutoffs [14, 15]. Of course, the solution theory studies the small scale structure of solutions, and not the large scale, where the universal behaviors of interest are observed.

There is an exact formula for $S(x, t)$, which involves Fredholm determinants. In the long time limit

$$S(x, t) \simeq (\sigma^2/2\nu)(\sqrt{2}\lambda|t|)^{-2/3} f_{\text{KPZ}}(\sqrt{2}\lambda|t|^{-2/3}x). \quad (1.21)$$

The scaling function f_{KPZ} will reappear below, where more details are given. The Burgers current reads

$$\mathcal{J}(x, t) = -(\tfrac{1}{2}\lambda\varrho^2 + \nu\partial_x\varrho + \sigma\xi) \quad (1.22)$$

and for its total correlation function one obtains, using the sum rule (1.13),

$$\int_{\mathbb{R}} dx \langle \mathcal{J}(x, t) \mathcal{J}(0, 0) \rangle \simeq \left((\sigma^2/2\nu)(\sqrt{2}\lambda)^2 \int_{\mathbb{R}} dx \tfrac{4}{9} x^2 f_{\text{KPZ}}(x) \right) (\sqrt{2}\lambda t)^{-2/3} \quad (1.23)$$

valid for large t . Note that the true decay turns out to be $t^{-2/3}$, to be contrasted with the perturbative result $t^{-1/2}$. In fact the power $2/3$ was argued already in [5] using a self-consistent scheme, see also [16]. As a fairly unusual feature, the non-universal coefficients are given directly in terms of the parameters of the stochastic Burgers equation. In fact, the particular form can be guessed from the scaling properties of Eq. (1.19). Only for the scaling function f_{KPZ} and the pure number $\sqrt{2}$ one has to rely on the exact solution, which is the result of an intricate analysis using lattice type models [17, 18, 19, 20], replica computations for the KPZ equation [21, 22], and the finite time exact solution of the stationary KPZ equation itself [23].

In these notes we will explain how nonlinear fluctuating hydrodynamics, in the same spirit as already explained for a scalar field in one dimension, can be used to predict the asymptotic form of the equilibrium space-time correlations of anharmonic chains. Chains are one-dimensional objects and it may seem as if we have accomplished the task already. Well, we have not even written down a Hamiltonian. So first we have to dwell on a few general properties of anharmonic chains. In particular we will see that they have three conserved fields, generically. The corresponding Euler equations are derived, thereby identifying the macroscopic currents. But now we are forced to handle several conserved fields. While it is not so difficult to write down the multi-component generalization of (1.19), the analysis of the Langevin equation will be more complicated with no exact solution at help. A second major task will be to test the quality of these predictions by comparing with molecular dynamics simulations.

Acknowledgements. First of all I owe my thanks to Christian Mendl. Only through his constant interest, his help in checking details, and his superb numerical efforts my project could advance to its current level. Various collaborations developed and I am most grateful to my coauthors A. Dhar, P. Ferrari, D. Huse, M. Kulkarni, T. Sasamoto, and G. Stoltz. At various stages of the project, I greatly benefited from discussions with H. van Beijeren, C. Bernardin, J. Krug, J.L. Lebowitz, S. Lepri, R. Livi, S. Olla, H. Posch, and G. Schütz.

2 Anharmonic chains

Conservation laws and equilibrium time correlations. We consider a classical fluid consisting of particles with positions q_j and momenta p_j , $j = 1, \dots, N$, $q_j, p_j \in \mathbb{R}$, possible boundary conditions to be discussed later on. We use units such that the mass of the particles equals 1. Then the Hamiltonian is of the standard form,

$$H_N^{\text{fl}} = \sum_{j=1}^N \frac{1}{2} p_j^2 + \frac{1}{2} \sum_{i \neq j=1}^N V(q_i - q_j), \quad (2.1)$$

with pair potential $V(x) = V(-x)$. The potential may have a hard core and otherwise is assumed to be short ranged. The dynamics for long range potentials is of independent interest [24], but not discussed here. Furthermore the potential is assumed to be thermodynamically stable, meaning the validity of a bound as $\sum_{i \neq j=1}^N V(q_i - q_j) \geq A - BN$ for some constants A and $B > 0$. A substantial simplification is achieved by assuming a hard core of diameter a , *i.e.* $V(x) = \infty$ for $|x| < a$, and restricting the range of the smooth part of the potential to at most $2a$. Then the particles maintain their order, $q_j \leq q_{j+1}$, and in addition only nearest neighbor particles interact. Hence H_N^{fl} simplifies to

$$H_N = \sum_{j=1}^N \frac{1}{2} p_j^2 + \sum_{j=1}^{N-1} V(q_{j+1} - q_j). \quad (2.2)$$

As a, at first sight very different, physical realization, we could interpret H_N as describing particles in one dimension coupled through anharmonic springs which is then usually referred to as anharmonic chain.

In the second interpretation the spring potential can be more general than anticipated so far. No ordering constraint is required and the potential does not have to be even. To have well defined thermodynamics the chain is pinned at both ends as $q_1 = 0$ and $q_{N+1} = \ell N$. It is convenient to introduce the stretch $r_j = q_{j+1} - q_j$. Then the boundary condition corresponds to the microcanonical constraint

$$\sum_{j=1}^N r_j = \ell N. \quad (2.3)$$

Switching to canonical equilibrium according to the standard rules, one arrives at the obvious condition of a finite partition function

$$Z(P, \beta) = \int dx e^{-\beta(V(x)+Px)} < \infty, \quad (2.4)$$

using the standard convention that the integral is over the entire real line. Here $\beta > 0$ is the inverse temperature and P is the thermodynamically conjugate variable to the stretch. By partial integration

$$P = -Z(P, \beta)^{-1} \int dx V'(x) e^{-\beta(V(x)+Px)}, \quad (2.5)$$

implying that P is the average force in the spring between two adjacent particles, hence identified as thermodynamic pressure. To have a finite partition function, a natural condition on the potential is to be bounded from below and to have a one-sided linear bound as $V(x) \geq a_0 + b_0|x|$ for either $x > 0$ or $x < 0$ and $b_0 > 0$. Then there is a non-empty interval $I(\beta)$ such that $Z(P, \beta) < \infty$ for $P \in I(\beta)$. For the particular case of a hard-core fluid one imposes $P > 0$.

Note: The sign of P is chosen such that for a gas of hard-point particles one has the familiar ideal gas law $P = 1/\beta\ell$. The chain tension is $-P$.

Famous examples are the harmonic chain, $V_{\text{ha}}(x) = x^2$, the Fermi-Pasta-Ulam (FPU) chain, $V_{\text{FPU}}(x) = \frac{1}{2}x^2 + \frac{1}{3}\alpha x^3 + \frac{1}{4}\beta x^4$, in the historical notation [25], and the Toda chain [26], $V(x) = e^{-x}$, in which case $P > 0$ is required. The harmonic chain, the Toda chain, and the hard-core potential, $V_{\text{hc}}(x) = \infty$ for $|x| < a$ and $V_{\text{hc}}(x) = 0$ for $|x| \geq a$, are in fact integrable systems which have a very different correlation structure and will not be discussed here. Except for the harmonic chain, one simple way to break integrability is to assume alternating masses, say $m_j = m_0$ for even j and $m_j = m_1$ for odd j .

We will mostly deal with anharmonic chains described by the Hamiltonian (2.2), including one-dimensional hard-core fluids with a sufficiently small potential range. There are several good reasons. Firstly on the level of fluctuating hydrodynamics a generic one-dimensional fluid cannot be distinguished from an anharmonic chain. Thus with the proper translation of the various terms we would also predict the large scale correlation structure of one-dimensional fluids. The second reason is that in the large body of molecular dynamics simulations there is not a single one which deals with an “honest” one-dimensional fluid. To be able to reach large system sizes all simulations are performed for anharmonic chains. In addition, from a theoretical perspective, the equilibrium measures of anharmonic chains are particularly simple in being of product form in momentum and stretch variables. Thus material parameters, as compressibility and sound speed, can be expressed in terms of one-dimensional integrals involving the Boltzmann factor $e^{-\beta(V(x)+Px)}$, $V(x)$, and x .

Anharmonic chains should be thought of as a particular class of 1+1 dimensional field theories. Thus q_j is viewed as the displacement variable at lattice site j and not necessarily the physical position of the j -th particle on the real line. There is a simple translation between both pictures, but we will stick to the field theory point of view. For

a fluid with unlabeled particles and, say, a bounded potential, the equivalence is lost and only the fluid picture can be used.

This being said, we follow the standard rules. We write down the dynamics of stretches and momenta and identify the conserved fields. From there we infer the microcanonical and canonical equilibrium measures. For slowly varying equilibrium parameters we deduce the Euler equations. In particular, their version linearized at uniform equilibrium will constitute the backbone in understanding the equilibrium time correlations of the conserved fields.

The dynamics of the anharmonic chain is governed by

$$\frac{d}{dt}q_j = p_j, \quad \frac{d}{dt}p_j = V'(q_{j+1} - q_j) - V'(q_j - q_{j-1}). \quad (2.6)$$

For the initial conditions we choose a lattice cell of length N and require

$$q_{j+N} = q_j + \ell N, \quad p_{j+N} = p_j \quad (2.7)$$

for all $j \in \mathbb{Z}$. This property is preserved under the dynamics and thus properly mimics a system of finite length N . The stretches are then N -periodic, $r_{j+N} = r_j$, and the single cell dynamics is given by

$$\frac{d}{dt}r_j = p_{j+1} - p_j, \quad \frac{d}{dt}p_j = V'(r_j) - V'(r_{j-1}), \quad (2.8)$$

$j = 1, \dots, N$, together with the periodic boundary conditions $p_{1+N} = p_1$, $r_0 = r_N$ and the constraint (2.3). Through the stretch there is a coupling to the right neighbor and through the momentum a coupling to the left neighbor. The potential is defined only up to translations, since the dynamics does not change under a simultaneous shift of $V(x)$ to $V(x - a)$ and r_j to $r_j + a$, in other words, the potential can be shifted by shifting the initial r -field. Note that our periodic boundary conditions are not identical to fluid particles moving on a ring, but they may become so for large system size when length fluctuations become negligible. Both equations are already of conservation type and we conclude that

$$\frac{d}{dt} \sum_{j=1}^N r_j = 0, \quad \frac{d}{dt} \sum_{j=1}^N p_j = 0. \quad (2.9)$$

We define the local energy by

$$e_j = \frac{1}{2}p_j^2 + V(r_j). \quad (2.10)$$

Then its local conservation law reads

$$\frac{d}{dt}e_j = p_{j+1}V'(r_j) - p_jV'(r_{j-1}), \quad (2.11)$$

implying that

$$\frac{d}{dt} \sum_{j=1}^N e_j = 0. \quad (2.12)$$

At this point we assume that there are no further local conservation laws. Unfortunately our assumption, while reasonable, is extremely difficult to check. It certainly rules out the integrable chains, which have N conservation laws. There is no natural example known with, say, seven conservation laws. But the mere fact that there are exceptions implies that close to integrability the predictions from fluctuating hydrodynamics could be on time scales which are not accessible. The parameters entering in fluctuating hydrodynamics depend smoothly on the potential. Thus as one approaches, for example, the Toda potential no abrupt changes will be detected. In this sense, the theory cannot distinguish the Toda chain from a FPU chain both at moderate temperatures. There is another limitation which can be addressed more quantitatively. If $V(x) + Px$ has a unique minimum, then at very low temperatures the potential is close to a harmonic one. This feature will be properly reflected by fluctuating hydrodynamics through the temperature dependence of the coupling coefficients and the noise strength.

The microcanonical equilibrium state is defined by the Lebesgue measure constrained to a particular value of the conserved fields as

$$\sum_{j=1}^N r_j = \ell N, \quad \sum_{j=1}^N p_j = \mathbf{u} N, \quad \sum_{j=1}^N \left(\frac{1}{2} p_j^2 + V(r_j) \right) = \mathfrak{e} N \quad (2.13)$$

with ℓ the stretch, \mathbf{u} the momentum, and \mathfrak{e} the total energy per particle. In our context the equivalence of ensembles holds and computationally it is of advantage to switch to the canonical ensemble with respect to all three constraints. Then the dual variable for the stretch ℓ is the pressure P , for the momentum the average momentum, again denoted by \mathbf{u} , and for the total energy \mathfrak{e} the inverse temperature β . For the limit of infinite volume the symmetric choice $j \in [-N, \dots, N]$ is more convenient. In the limit $N \rightarrow \infty$ either under the canonical equilibrium state, trivially, or under the microcanonical ensemble, by the equivalence of ensembles, the collection $(r_j, p_j)_{j \in \mathbb{Z}}$ are independent random variables. Their single site probability density is given by

$$Z(P, \beta)^{-1} e^{-\beta(V(r_j) + Pr_j)} (2\pi/\beta)^{-1/2} e^{-\frac{1}{2}\beta(p_j - \mathbf{u})^2}. \quad (2.14)$$

Averages with respect to (2.14) are denoted by $\langle \cdot \rangle_{P, \beta, \mathbf{u}}$. The dependence on the average momentum can be removed by a Galilei transformation. Hence we mostly work with $\mathbf{u} = 0$, in which case we merely drop the index \mathbf{u} . We also introduce the internal energy, \mathbf{e} , through $\mathfrak{e} = \frac{1}{2}\mathbf{u}^2 + \mathbf{e}$, which agrees with the total energy at $\mathbf{u} = 0$. The canonical free energy, at $\mathbf{u} = 0$, is defined by

$$G(P, \beta) = -\beta^{-1} \left(-\frac{1}{2} \log \beta + \log Z(P, \beta) \right). \quad (2.15)$$

Then

$$\ell = \langle r_0 \rangle_{P, \beta}, \quad \mathbf{e} = \partial_\beta (\beta G(P, \beta)) - P\ell = \frac{1}{2\beta} + \langle V(r_0) \rangle_{P, \beta}. \quad (2.16)$$

The relation (2.16) defines $(P, \beta) \mapsto (\ell(P, \beta), \mathbf{e}(P, \beta))$, thereby the inverse map $(\ell, \mathbf{e}) \mapsto (P(\ell, \mathbf{e}), \beta(\ell, \mathbf{e}))$, and thus accomplishes the switch between the microcanonical thermodynamic variables ℓ, \mathbf{e} and the canonical thermodynamic variables P, β .

It is convenient to collect the conserved fields as the 3-vector $\vec{g} = (g_1, g_2, g_3)$,

$$\vec{g}(j, t) = (r_j(t), p_j(t), e_j(t)) , \quad (2.17)$$

$\vec{g}(j, 0) = \vec{g}(j)$. Then the conservation laws are combined as

$$\frac{d}{dt}\vec{g}(j, t) + \vec{\mathcal{J}}(j+1, t) - \vec{\mathcal{J}}(j, t) = 0 \quad (2.18)$$

with the local current functions

$$\vec{\mathcal{J}}(j) = (-p_j, -V'(r_{j-1}), -p_j V'(r_{j-1})) . \quad (2.19)$$

Our prime interest are the equilibrium time correlations of the conserved fields, which are defined by

$$S_{\alpha\alpha'}(j, t) = \langle g_\alpha(j, t) g_{\alpha'}(0, 0) \rangle_{P, \beta} - \langle g_\alpha(0, 0) \rangle_{P, \beta} \langle g_{\alpha'}(0, 0) \rangle_{P, \beta} , \quad (2.20)$$

$\alpha, \alpha' = 1, 2, 3$. The infinite volume limit has been taken already and the average is with respect to thermal equilibrium at $u = 0$. It is known that such a limit exists [28]. Also the decay in j is exponentially fast, but with a correlation length increasing in time. Often it is convenient to regard $S(j, t)$, no indices, as a 3×3 matrix. In general, $S(j, t)$ has certain symmetries, the first set resulting from space-time stationarity and the second set from time reversal, even for $\alpha = 1, 3$, odd for $\alpha = 2$,

$$S_{\alpha\alpha'}(j, t) = S_{\alpha'\alpha}(-j, -t) , \quad S_{\alpha\alpha'}(j, t) = (-1)^{\alpha+\alpha'} S_{\alpha\alpha'}(j, -t) . \quad (2.21)$$

At $t = 0$ the average (2.20) reduces to a static average, which is easily computed. The fields are uncorrelated in j , *i.e.*

$$S(j, 0) = \delta_{j0} C \quad (2.22)$$

with the static susceptibility matrix

$$C = \begin{pmatrix} \langle r_0; r_0 \rangle_{P, \beta} & 0 & \langle r_0; V_0 \rangle_{P, \beta} \\ 0 & \beta^{-1} & 0 \\ \langle r_0; V_0 \rangle_{P, \beta} & 0 & \frac{1}{2}\beta^{-2} + \langle V_0; V_0 \rangle_{P, \beta} \end{pmatrix} . \quad (2.23)$$

Here, for X, Y arbitrary random variables, $\langle X; Y \rangle = \langle XY \rangle - \langle X \rangle \langle Y \rangle$ denotes the second cumulant and $V_0 = V(r_0)$, following the same notational convention as for e_0 . The conservation law implies the zeroth moment sum rule

$$\sum_{j \in \mathbb{Z}} S_{\alpha\alpha'}(j, t) = \sum_{j \in \mathbb{Z}} S_{\alpha\alpha'}(j, 0) = C_{\alpha\alpha'} . \quad (2.24)$$

An explicit computation of $S(j, t)$ is utterly out of reach. But with the current computer power MD simulations have become an essential source of information. A broader coverage will be provided in Section 5. Just to have a first impression I show in Fig. 1 a recent MD simulation of the correlator for a FPU chain. One notes the central peak,

called heat peak, which is standing still, and two symmetrically located peaks, called sound peaks which move outwards with the speed of sound. The peaks broaden with a certain power law which will have to be discussed. One expects, better hopes for, self-similar shape functions, at least for sufficiently long times. We do not know yet their form. But the central peak seems to have fat tails while the sound peaks fall off more rapidly, at least towards the outside of the sound cone. The area under each peak is preserved in time and normalized to 1 in our plot. If the chain is initially perturbed near 0 and the response in one of the conserved fields is observed at (j, t) , then one records a signal, which is a linear combination of the peaks in Fig. 1, the coefficients depending on the initial perturbation. It might happen that one peak is missing. If the perturbation is orthogonal to all three physical fields, then there is no peak at all, only low amplitude noise.

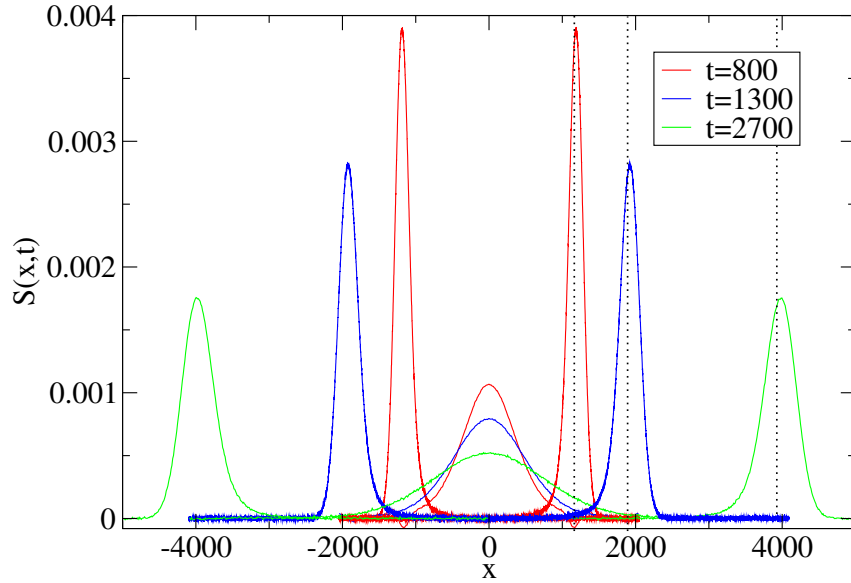


Figure 1: Heat peak and sound peaks, area normalized to 1, at times $t = 800, 1300, 2700$, for a FPU chain with potential parameters $\alpha = 2$, $\beta = 1$, pressure $P = 1$, and temperature $\beta^{-1} = 0.5$.

Our goal is to predict the large scale structure of the correlator $S_{\alpha\alpha'}(j, t)$ encoding the propagation of local perturbations of the equilibrium state. On the crudest level, they should be captured by linearized hydrodynamics, to which we turn next.

Linearized hydrodynamics. We start the dynamics from a product measure of the form (2.14), but replace the uniform P, u, β by slowly varying spatial fields $P(\epsilon j), u(\epsilon j), \beta(\epsilon j)$ with $\epsilon \ll 1$. ϵ^{-1} is the macroscopic scale measured in lattice units. Equivalently we may regard ϵ as the lattice spacing. The relation (2.16) then defines also the slowly varying fields $\ell(\epsilon j), u(\epsilon j), \mathfrak{e}(\epsilon j)$. Because of the conservation laws the time change of such a state is slow and varies only over microscopic times of order $\epsilon^{-1}t$ with macroscopic t of order 1. We average Eq. (2.18) over the slowly varying initial state, which gives then the time change of the average locally conserved fields. The expectation of the currents is more difficult.

The difference in j becomes $\epsilon\partial_x$ on the macroscopic scale. Since the currents are functions depending only on at most two neighboring lattice sites, to lowest approximation their average can be computed in the equilibrium state with the corresponding local values of the fields, *i.e.* $\ell(\epsilon j, \epsilon^{-1}t), \mathbf{u}(\epsilon j, \epsilon^{-1}t), \mathbf{e}(\epsilon j, \epsilon^{-1}t)$. Therefore we define the hydrodynamic Euler currents by the equilibrium averages

$$\langle \vec{\mathcal{J}}(j) \rangle_{\ell, \mathbf{u}, \mathbf{e}} = \left(-\mathbf{u}, P(\ell, \mathbf{e} - \tfrac{1}{2}\mathbf{u}^2), \mathbf{u}P(\ell, \mathbf{e} - \tfrac{1}{2}\mathbf{u}^2) \right) = \vec{\mathbf{j}}(\ell, \mathbf{u}, \mathbf{e}) \quad (2.25)$$

with $P(\ell, \mathbf{e})$ defined implicitly through (2.16). Our argument then leads to the macroscopic Euler equations

$$\partial_t \ell - \partial_x \mathbf{u} = 0, \quad \partial_t \mathbf{u} + \partial_x P(\ell, \mathbf{e} - \tfrac{1}{2}\mathbf{u}^2) = 0, \quad \partial_t \mathbf{e} + \partial_x (\mathbf{u}P(\ell, \mathbf{e} - \tfrac{1}{2}\mathbf{u}^2)) = 0. \quad (2.26)$$

We refer to a forthcoming monograph [28], where the validity of the Euler equations is proved up to the first shock. Since, as emphasized already, it is difficult to deal with deterministic chaos, the authors add random velocity exchanges between neighboring particles which ensure that the dynamics locally enforces the microcanonical state.

We are interested here only in small deviations from equilibrium and therefore linearize the Euler equations as $\ell + u_1(x)$, $0 + u_2(x)$, $\mathbf{e} + u_3(x)$ to linear order in the deviations $\vec{u}(x)$. This leads to the linear equation

$$\partial_t \vec{u}(x, t) + \partial_x A \vec{u}(x, t) = 0 \quad (2.27)$$

with

$$A = \begin{pmatrix} 0 & -1 & 0 \\ \partial_\ell P & 0 & \partial_{\mathbf{e}} P \\ 0 & P & 0 \end{pmatrix}. \quad (2.28)$$

Here, and in the following, the dependence of A , C and similar quantities on the background values $\ell, \mathbf{u} = 0, \mathbf{e}$, hence on P, β , is suppressed from the notation. Beyond (2.24) there is the first moment sum rule which states that

$$\sum_{j \in \mathbb{Z}} j S(j, t) = ACt. \quad (2.29)$$

A proof, which in essence uses only the conservation laws and space-time stationarity of the correlations, is given in [29], see also see [30, 31]. Microscopic properties enter only minimally. However, since $C = C^T$ and $S(j, t)^T = S(-j, -t)$, Eq. (2.29) implies the important relation

$$AC = (AC)^T = CA^T, \quad (2.30)$$

with T denoting transpose. Of course, (2.30) can be checked also directly from the definitions. Since $C > 0$, A is guaranteed to have real eigenvalues and a nondegenerate system of right and left eigenvectors. For A one obtains the three eigenvalues $0, \pm c$ with

$$c^2 = -\partial_\ell P + P \partial_{\mathbf{e}} P > 0. \quad (2.31)$$

Thus the solution to the linearized equation has three modes, one standing still, one right moving with velocity c and one left moving with velocity $-c$. Hence we have identified the adiabatic sound speed as being equal to c .

(2.27) is a deterministic equation. But the initial data are random such that within our approximation

$$\langle u_\alpha(x, 0) u_{\alpha'}(x', 0) \rangle = C_{\alpha\alpha'} \delta(x - x'). \quad (2.32)$$

To determine the correlator $S(x, t)$ with such initial conditions is most easily achieved by introducing the linear transformation R satisfying

$$RAR^{-1} = \text{diag}(-c, 0, c), \quad RCR^T = 1. \quad (2.33)$$

Up to trivial phase factors, R is uniquely determined by these conditions. Explicit formulas are found in [29]. Setting $\vec{\phi} = A\vec{u}$, one concludes

$$\partial\phi_\alpha + c_\alpha \partial_x \phi_\alpha = 0, \quad \alpha = -1, 0, 1, \quad (2.34)$$

with $\vec{c} = (-c, 0, c)$. By construction, the random initial data have the correlator

$$\langle \phi_\alpha(x, 0) \phi_{\alpha'}(x', 0) \rangle = \delta_{\alpha\alpha'} \delta(x - x'). \quad (2.35)$$

Hence

$$\langle \phi_\alpha(x, t) \phi_{\alpha'}(0, 0) \rangle = \delta_{\alpha\alpha'} \delta(x - c_\alpha t). \quad (2.36)$$

We transform back to the physical fields. Then in the continuum approximation, at the linearized level,

$$S(x, t) = R^{-1} \text{diag}(\delta(x + ct), \delta(x), \delta(x - ct)) R^{-T} \quad (2.37)$$

with $R^{-T} = (R^{-1})^T$.

Rather easily we have gained a crucial insight. $S(j, t)$ has three peaks which separate linearly in time. For example, $S_{11}(j, t)$ has three sharp peaks moving with velocities $\pm c, 0$. Physically, one expects such peaks not to be strictly sharp, but to broaden in the course of time because of dissipation. This issue will have to be explored in great detail. It follows from the zeroth moment sum rule that the area under each peak is preserved in time and thus determined through (2.37). Hence the weights can be computed from the matrix R^{-1} , usually called Landau-Placzek ratios. A Landau-Placzek ratio could vanish, either accidentally or by a particular symmetry. An example is the momentum correlation $S_{22}(j, t)$. Since $(R^{-1})_{20} = 0$ always, its central peak is absent.

For integrable chains each conservation law generates a peak. Thus, *e.g.*, $S_{11}(j, t)$ of the Toda chain is expected to have a broad spectrum expanding ballistically, rather than consisting of three sharp peaks.

3 Nonlinear fluctuating hydrodynamics

Euler currents to second order. The broadening of the peaks results from random fluctuations in the currents, which tend to be uncorrelated in space-time. Therefore the

crudest model would be to assume that the current statistics is space-time Gaussian white noise. In principle, the noise components could be correlated. But since the stretch current is itself conserved, its fluctuations will be taken care of by the momentum equation. Momentum and energy currents have different signature under time reversal, hence their cross correlation vanishes. As a result, there is a fluctuating momentum current of strength σ_u and an independent energy current of strength σ_e . According to Onsager, noise is linked to dissipation as modeled by a diffusive term. Thus the linearized equations (2.27) are extended to

$$\partial_t \vec{u}(x, t) + \partial_x (A \vec{u}(x, t) - \partial_x D \vec{u}(x, t) + B \vec{\xi}(x, t)) = 0. \quad (3.1)$$

Here $\vec{\xi}(x, t)$ is standard white noise with covariance

$$\langle \xi_\alpha(x, t) \xi_{\alpha'}(x', t') \rangle = \delta_{\alpha\alpha'} \delta(x - x') \delta(t - t') \quad (3.2)$$

and, as argued, the noise strength matrix is diagonal as

$$B = \text{diag}(0, \sigma_u, \sigma_e). \quad (3.3)$$

To distinguish the linearized Euler equations (2.27) from the Langevin equations (3.1), we use $\vec{u} = (u_1, u_2, u_3)$ for the fluctuating fields.

From the introduction, we know already that a Gaussian fluctuation theory will fail. But still, it is useful to first explore the structure of the Langevin equation (3.1). The stationary measures for (3.1) are spatial white noise with arbitrary mean. Since small deviations from uniformity are considered, we always impose mean zero. Then the components are correlated as

$$\langle u_\alpha(x) u_{\alpha'}(x') \rangle = C_{\alpha\alpha'} \delta(x - x'). \quad (3.4)$$

Stationarity relates the linear drift and the noise strength through the steady state covariance as

$$-(AC - CA^T) \partial_x + (DC + CD^T) \partial_x^2 = BB^T \partial_x^2. \quad (3.5)$$

The first term vanishes by (2.30) and the diffusion matrix is uniquely determined as

$$D = \begin{pmatrix} 0 & 0 & 0 \\ 0 & D_u & 0 \\ \tilde{D}_e & 0 & D_e \end{pmatrix}. \quad (3.6)$$

with $\tilde{D}_e = -\langle r_0; V_0 \rangle_{P,\beta} \langle r_0; r_0 \rangle_{P,\beta}^{-1} D_e$. Here $D_u > 0$ is the momentum and $D_e > 0$ the energy diffusion coefficient, which are related to the noise strength as

$$\sigma_u^2 = \langle p_0; p_0 \rangle_{P,\beta} D_u, \quad \sigma_e^2 = \langle e_0; e_0 \rangle_{P,\beta} D_e. \quad (3.7)$$

We still have to establish that the stationary measure (3.4) is unique and is approached in the limit $t \rightarrow \infty$. For this purpose it suffices that the 3×3 matrix $i2\pi k A - (2\pi k)^2 D$ has its eigenvalues in the left hand complex plane, where for convenience we have switched

to Fourier space with respect to x . If one drops D , then $i2\pi kA$ has the eigenvalues $i2\pi kc(-1, 0, 1)$. Hence one can use first order perturbation theory with respect to $-(2\pi k)^2 D$, which is given by $\langle \tilde{\psi}_\alpha, D\psi_\alpha \rangle$, where $A\psi_\alpha = c_\alpha \psi_\alpha$ and $A^T \tilde{\psi}_\alpha = c_\alpha \tilde{\psi}_\alpha$ are the right and left eigenvectors of A , as listed in [29]. One simply has to follow the definitions and express every term through the cumulants of r_0 and V_0 . As to be expected, the matrix elements from above have a definite value and the eigenvalues are shifted into the left hand complex plane. Similarly, $-D$ has eigenvalues $0, -D_u, -D_e$ and the zero eigenvalue is shifted to the left by second order perturbation in $i(2\pi k)^{-1}A$. The only condition is the strict positivity of D_u, D_e .

Based on (3.1) one computes the stationary space-time covariance, which most easily is written in Fourier space,

$$S_{\alpha\alpha'}(x, t) = \langle \mathbf{u}_\alpha(x, t) \mathbf{u}_{\alpha'}(0, 0) \rangle = \int dk e^{i2\pi kx} (e^{-it2\pi kA - |t|(2\pi k)^2 D} C)_{\alpha\alpha'}. \quad (3.8)$$

To extract the long time behavior it is convenient to transform to normal modes. But before, we have to introduce a more systematic notation. We will use the superscript \sharp for a normal mode quantity. Thus for the anharmonic chain

$$S^\sharp(j, t) = RS(j, t)R^T, \quad S_{\alpha\alpha'}^\sharp(j, t) = \langle (R\vec{g})_\alpha(j, t)(R\vec{g})_{\alpha'}(0, 0) \rangle_{P, \beta}. \quad (3.9)$$

The hydrodynamic fluctuation fields are defined on the continuum, thus functions of x, t , and we write

$$S_{\alpha\alpha'}(x, t) = \langle \mathbf{u}_\alpha(x, t) \mathbf{u}_{\alpha'}(0, 0) \rangle, \quad S^\sharp(x, t) = RS(x, t)R^T. \quad (3.10)$$

Correspondingly $A^\sharp = RAR^{-1} = \text{diag}(-c, 0, c)$, $D^\sharp = RDR^{-1}$, $B^\sharp = RB$. Note that $\vec{u}(x, t)$ will change its meaning when switching from linear to nonlinear fluctuating hydrodynamics.

In normal mode representation Eq. (3.8) becomes

$$S^\sharp(x, t) = \int dk e^{i2\pi kx} e^{-it2\pi kA^\sharp - |t|(2\pi k)^2 D^\sharp}. \quad (3.11)$$

The leading term, $it2\pi kA^\sharp$, is diagonal, while the diffusion matrix D^\sharp couples the components. But for large t the peaks are far apart and the cross terms become small. More formally we split $D^\sharp = D_{\text{dia}} + D_{\text{off}}$ and regard the off-diagonal part D_{off} as perturbation. When expanding, one notes that the off-diagonal terms carry an oscillating factor with frequency $c_\alpha - c_{\alpha'}$, $\alpha \neq \alpha'$. Hence these terms decay quickly and

$$S_{\alpha\alpha'}^\sharp(x, t) \simeq \delta_{\alpha\alpha'} \int dk e^{i2\pi kx} e^{-it2\pi kc_\alpha - |t|(2\pi k)^2 D_{\alpha\alpha}^\sharp} \quad (3.12)$$

for large t . Each peak has a Gaussian shape function which broadens as $(D_{\alpha\alpha}^\sharp |t|)^{1/2}$.

Besides the peak structure, we have gained a second important insight. Since the peaks travel with distinct velocities, on the linearized level the three-component system decouples into three scalar equations, provided it is written in normal modes.

The linear fluctuation theory should be tested against adding nonlinear terms. The computation of the Introduction indicates that in one dimension the quadratic part of the Euler current is a relevant perturbation. This can be seen even more directly by rescaling $\vec{u}(x, t)$ to large space-time scales as $\vec{u}_\epsilon(x, t) = \epsilon^{-b} \vec{u}(\epsilon^{-1}x, \epsilon^{-z}t)$ and counting the powers of the nonlinear terms. To have the correct $t = 0$ covariance requires $b = 1/2$. The quadratic terms of the Euler currents are relevant, yielding $z = 3/2$, and the scaling exponents of cubic terms are only marginally relevant, while a possible dependence of D, B on $\vec{u}(x, t)$ can be ignored. Thus, we retain the linear part (3.1) but expand the Euler currents including second order in \vec{u} , which turns (3.1) into the equations of nonlinear fluctuating hydrodynamics,

$$\begin{aligned} \partial_t u_1 - \partial_x u_2 &= 0, \\ \partial_t u_2 + \partial_x \left((\partial_\ell P) u_1 + (\partial_e P) u_3 + \frac{1}{2} (\partial_\ell^2 P) u_1^2 - \frac{1}{2} (\partial_e P) u_2^2 + \frac{1}{2} (\partial_e^2 P) u_3^2 + (\partial_\ell \partial_e P) u_1 u_3 \right. \\ &\quad \left. - D_u \partial_x u_2 + \sigma_u \xi_2 \right) = 0, \\ \partial_t u_3 + \partial_x \left(P u_2 + (\partial_\ell P) u_1 u_2 + (\partial_e P) u_2 u_3 - \tilde{D}_e \partial_x u_1 - D_e \partial_x u_3 + \sigma_e \xi_3 \right) &= 0. \end{aligned} \quad (3.13)$$

To explore their consequences is a more demanding task than solving the linear Langevin equation and the results of the analysis will be more fragmentary.

Stationary measure for the physical fields. Adding quadratic terms could change drastically the character of the solution. To find out we first attempt to investigate the time-stationary measure. The vector field of the nonlinear part of (3.13) reads

$$\vec{F} = -\partial_x \left(0, \frac{1}{2} (\partial_\ell^2 P) u_1^2 - \frac{1}{2} (\partial_e P) u_2^2 + \frac{1}{2} (\partial_e^2 P) u_3^2 + (\partial_\ell \partial_e P) u_1 u_3, (\partial_\ell P) u_1 u_2 + (\partial_e P) u_2 u_3 \right). \quad (3.14)$$

Formally the drift is divergence free, since

$$\sum_{\alpha=1}^3 \int dx \frac{\delta F_\alpha(x)}{\delta u_\alpha(x)} = \partial_e P \int dx (-\partial_x u_2 + \partial_x u_2) = 0 \quad (3.15)$$

and the infinite dimensional Lebesgue measure is invariant under the flow generated by \vec{F} . Since the equilibrium measure is a product, a natural ansatz for the invariant measure is Gaussian white noise retaining the physical susceptibility,

$$\exp \left(- \sum_{\alpha, \alpha'=1}^3 \frac{1}{2} (C^{-1})_{\alpha\alpha'} \int dx u_\alpha(x) u_{\alpha'}(x) \right) \prod_{\alpha, x} du_\alpha(x). \quad (3.16)$$

As established before, for the linear Langevin equation this measure is stationary. Thus, to find out whether it is also stationary for (3.13), we only have to check the invariance under the nonlinear flow

$$\begin{aligned} 0 &= \frac{d}{dt} \sum_{\alpha, \alpha'=1}^3 (C^{-1})_{\alpha\alpha'} \int dx u_\alpha(x) u_{\alpha'}(x) = 2 \sum_{\alpha=1}^3 \int dx (C^{-1} \vec{u})_\alpha(x) \partial_t u_\alpha(x) \\ &= \int dx a_0 u_2 \partial_x \left((\partial_\ell^2 P) u_1^2 - (\partial_e P) u_2^2 + (\partial_e^2 P) u_3^2 + 2(\partial_\ell \partial_e P) u_1 u_3 \right) \\ &\quad + 2 \int dx (a_2 u_1 + a_3 u_3) \partial_x \left((\partial_\ell P) u_1 u_2 + (\partial_e P) u_2 u_3 \right), \end{aligned} \quad (3.17)$$

where $a_0 = (C^{-1})_{22}$, $a_2 = (C^{-1})_{13}$, $a_3 = (C^{-1})_{33}$. The term cubic in \mathbf{u}_2 vanishes by the same argument as for the one-component case. All other terms are linear in \mathbf{u}_2 , thus their sum has to vanish point-wise,

$$0 = (a_0 \partial_\ell^2 P - a_2 \partial_\ell P) \partial_x \mathbf{u}_1^2 + (a_0 \partial_\mathbf{e}^2 P - a_3 \partial_\mathbf{e} P) \partial_x \mathbf{u}_3^2 \\ + 2(a_0 (\partial_\ell \partial_\mathbf{e} P) \partial_x (\mathbf{u}_1 \mathbf{u}_3) - a_2 (\partial_\mathbf{e} P) \mathbf{u}_3 \partial_x \mathbf{u}_1 - a_3 (\partial_\ell P) \mathbf{u}_1 \partial_x \mathbf{u}_3). \quad (3.18)$$

This leads to the constraints on the coefficients as

$$a_0 \partial_\ell^2 P = a_2 \partial_\ell P, \quad a_0 \partial_\mathbf{e}^2 P = a_3 \partial_\mathbf{e} P, \quad a_0 \partial_\ell \partial_\mathbf{e} P = a_3 \partial_\ell P, \quad a_0 \partial_\ell \partial_\mathbf{e} P = a_2 \partial_\mathbf{e} P. \quad (3.19)$$

There are four constraints and five partial derivatives which may be regarded as independent parameters. Thus one would expect that there is a sub-manifold in V, P, β space for which (3.19) can be satisfied. We will come back to another representation of these constraints below. Away from the special subset of invariant Gaussian measures, we have no tools, but one would hope that the invariant measure still has a finite correlation length and exponential mixing. Based on the mechanical model, it is suggestive to assume \mathbf{u}_2 to be independent of $\mathbf{u}_1, \mathbf{u}_3$ and to have white noise statistics. But this forces again the constraints (3.19) and results in the same Gaussian measure as before.

A basic property of the mechanical model is invariance under time reversal. On the level of fluctuating hydrodynamics this translates to the following property: We fix a time window $[0, T]$. Then, in the stationary process, the trajectories

$$(\mathbf{u}_1(t), \mathbf{u}_2(t), \mathbf{u}_3(t)) \text{ and } (\mathbf{u}_1(T-t), -\mathbf{u}_2(T-t), \mathbf{u}_3(T-t)) \quad (3.20)$$

with $0 \leq t \leq T$ have the same probability. To check (3.20) requires some information on the invariant measure. But under the Gaussian measure (3.16), hence assuming the validity of the constraints, it can be shown that time reversal invariance indeed holds.

Transformation to normal modes. To proceed further, it is convenient to write (3.13) in vector form,

$$\partial_t \vec{\mathbf{u}}(x, t) + \partial_x (A \vec{\mathbf{u}}(x, t) + \frac{1}{2} \langle \vec{\mathbf{u}}, \vec{H} \vec{\mathbf{u}} \rangle - \partial_x \tilde{D} \vec{\mathbf{u}}(x, t) + \tilde{B} \vec{\xi}(x, t)) = 0, \quad (3.21)$$

where \vec{H} is the vector consisting of the Hessians of the currents with derivatives evaluated at the background values $(\ell, 0, \mathbf{e})$,

$$H_{\gamma\gamma'}^\alpha = \partial_{\mathbf{u}_\gamma} \partial_{\mathbf{u}_{\gamma'}} j_\alpha, \quad \langle \vec{\mathbf{u}}, \vec{H} \vec{\mathbf{u}} \rangle = \sum_{\gamma, \gamma'=1}^3 \vec{H}_{\gamma\gamma'} \mathbf{u}_\gamma \mathbf{u}_{\gamma'}. \quad (3.22)$$

As for the linear Langevin equation we transform to normal modes through

$$\vec{\phi} = R \vec{\mathbf{u}}. \quad (3.23)$$

Then

$$\partial_t \phi_\alpha + \partial_x (c_\alpha \phi_\alpha + \langle \vec{\phi}, G^\alpha \vec{\phi} \rangle - \partial_x (D^\sharp \vec{\phi})_\alpha + (B^\sharp \vec{\xi})_\alpha) = 0. \quad (3.24)$$

By construction $B^\sharp B^{\sharp\text{T}} = 2D^\sharp$. The nonlinear coupling constants, denoted by \vec{G} , are defined by

$$G^\alpha = \frac{1}{2} \sum_{\alpha'=1}^3 R_{\alpha\alpha'} R^{-\text{T}} H^{\alpha'} R^{-1} \quad (3.25)$$

with the notation $R^{-\text{T}} = (R^{-1})^\text{T}$.

Since derived from a chain, the couplings are not completely arbitrary, but satisfy the symmetries

$$\begin{aligned} G_{\beta\gamma}^\alpha &= G_{\gamma\beta}^\alpha, & G_{\alpha\beta}^\sigma &= -G_{-\alpha-\beta}^{-\sigma}, & G_{-10}^\sigma &= G_{01}^\sigma, \\ G_{\sigma\sigma}^0 &= -G_{-\sigma-\sigma}^0, & G_{\alpha\beta}^0 &= 0 \text{ otherwise.} \end{aligned} \quad (3.26)$$

In particular note that

$$G_{00}^0 = 0, \quad (3.27)$$

always, while $G_{11}^1 = -G_{-1-1}^{-1}$ are generically different from 0. This property signals that the heat peak will behave differently from the sound peaks. The \vec{G} -couplings are listed in [29] and as a function of P, β expressed in cumulants up to third order in r_0, V_0 . The algebra is somewhat messy. But there is a short MATHEMATICA program available [32] which, for given P, β, V , computes all coupling constants, including the matrices C, A, R .

We return to the issue of Gaussian time-stationary measures, where we regard the coefficients $\vec{G}, D^\sharp, B^\sharp$ as arbitrary, up to $2D^\sharp = B^\sharp B^{\sharp\text{T}}$, ignoring for a while their particular origin. The Langevin equation (3.24) is slightly formal. To have a well-defined evolution, we discretize space by a lattice of N sites. The field $\vec{\phi}(x, t)$ then becomes $\vec{\phi}_j(t)$ with components $\phi_{j,\alpha}(t)$, $j = 1, \dots, N$, $\alpha = 1, 2, 3$. The spatial finite difference operator is denoted by ∂_j , $\partial_j f_j = f_{j+1} - f_j$, with transpose $\partial_j^\text{T} f_j = f_{j-1} - f_j$. Then the discretized equations of fluctuating hydrodynamics read

$$\partial_t \phi_{j,\alpha} + \partial_j (c_\alpha \phi_{j,\alpha} + \mathcal{N}_{j,\alpha} + \partial_j^\text{T} D^\sharp \phi_{j,\alpha} + B^\sharp \xi_{j,\alpha}) = 0 \quad (3.28)$$

with $\vec{\phi}_j = \vec{\phi}_{N+j}$, $\vec{\xi}_0 = \vec{\xi}_N$, where $\xi_{j,\alpha}$ are independent Gaussian white noises with covariance

$$\langle \xi_{j,\alpha}(t) \xi_{j',\alpha'}(t') \rangle = \delta_{jj'} \delta_{\alpha\alpha'} \delta(t - t'). \quad (3.29)$$

The diffusion matrix D^\sharp and noise strength B^\sharp act on components, while the difference operator ∂_j acts on the lattice site index j .

$\mathcal{N}_{j,\alpha}$ is quadratic in ϕ . But let us first consider the case $\mathcal{N}_{j,\alpha} = 0$. Then $\phi_{j,\alpha}(t)$ is a Gaussian process. The noise strength has been chosen such that one invariant measure is the Gaussian

$$\prod_{j=1}^N \prod_{\alpha=1}^3 \exp[-\frac{1}{2} \phi_{j,\alpha}^2] (2\pi)^{-1/2} d\phi_{j,\alpha} = \rho_G(\phi) \prod_{j=1}^N \prod_{\alpha=1}^3 d\phi_{j,\alpha}. \quad (3.30)$$

Because of the conservation laws, the hyperplanes

$$\sum_{j=1}^N \phi_{j,\alpha} = N \rho_\alpha, \quad (3.31)$$

are invariant and on each hyperplane there is a Gaussian process with a unique invariant measure given by (3.30) conditioned on that hyperplane. For large N it would become independent Gaussians with mean ρ_α , our interest being the case of zero mean, $\rho_\alpha = 0$.

The generator of the diffusion process (3.28) with $\mathcal{N}_{j,\alpha} = 0$ is given by

$$L_0 = \sum_{j=1}^N \left(- \sum_{\alpha=1}^3 \partial_j (c_\alpha \phi_{j,\alpha} + \partial_j^T D^\# \phi_{j,\alpha}) \partial_{\phi_{j,\alpha}} + \sum_{\alpha,\alpha'=1}^3 (B^\# B^{\#T})_{\alpha\alpha'} \partial_j \partial_{\phi_{j,\alpha}} \partial_j \partial_{\phi_{j,\alpha'}} \right). \quad (3.32)$$

The invariance of $\rho_G(\phi)$ can be checked through

$$L_0^* \rho_G(\phi) = 0, \quad (3.33)$$

where $*$ is the adjoint with respect to the flat volume measure. Furthermore linear functions evolve to linear functions according to

$$e^{L_0 t} \phi_{j,\alpha} = \sum_{j'=1}^N \sum_{\alpha'=1}^3 (e^{\mathcal{A}t})_{j\alpha, j'\alpha'} \phi_{j',\alpha'}, \quad (3.34)$$

where the matrix $\mathcal{A} = -\partial_j \otimes \text{diag}(c_1, c_2, c_3) - \partial_j \partial_j^T \otimes D^\#$, the first factor acting on j and the second on α .

We now add the nonlinearity $\mathcal{N}_{j,\alpha}$. In general, this will modify the time-stationary measure and we have little control how. Therefore we propose to choose $\mathcal{N}_{j,\alpha}$ such that the corresponding vector field $\partial_j \mathcal{N}_{j,\alpha}$ is divergence free [9]. If $\mathcal{N}_{j,\alpha}$ depends only on the field at sites j and $j+1$, then the unique solution reads

$$\mathcal{N}_{j,\alpha} = \frac{1}{3} \sum_{\gamma,\gamma'=1}^3 G_{\gamma\gamma'}^\alpha (\phi_{j,\gamma} \phi_{j,\gamma'} + \phi_{j,\gamma} \phi_{j+1,\gamma'} + \phi_{j+1,\gamma} \phi_{j+1,\gamma'}). \quad (3.35)$$

For ρ_G to be left invariant under the deterministic flow generated by the vector field $-\partial_j \mathcal{N}$ requires

$$L_1 \rho_G = 0, \quad L_1 = - \sum_{j=1}^N \sum_{\alpha=1}^3 \partial_j \mathcal{N}_{j,\alpha} \partial_{\phi_{j,\alpha}}, \quad (3.36)$$

which implies

$$\sum_{j=1}^N \sum_{\alpha=1}^3 \phi_{j,\alpha} \partial_j \mathcal{N}_{j,\alpha} = 0 \quad (3.37)$$

and thus the constraints

$$G_{\beta\gamma}^\alpha = G_{\alpha\gamma}^\beta \quad (= G_{\gamma\beta}^\alpha) \quad (3.38)$$

for all $\alpha, \beta, \gamma = 1, 2, 3$, where in brackets we added the symmetry which holds by definition. Denoting the generator of the Langevin equation (3.28) by

$$L = L_0 + L_1, \quad (3.39)$$

one concludes $L^* \rho_G = 0$, *i.e.* the time-invariance of ρ_G .

In the continuum limit the condition (3.37) reads

$$\sum_{\alpha, \beta, \gamma=1}^3 G_{\beta\gamma}^\alpha \int dx \phi_\alpha(x) \partial_x (\phi_\beta(x) \phi_\gamma(x)) = 0, \quad (3.40)$$

where $G_{\beta\gamma}^\alpha = G_{\gamma\beta}^\alpha$. By partial integration

$$2 \sum_{\alpha, \beta, \gamma=1}^3 G_{\beta\gamma}^\alpha \int dx \phi_\alpha(x) \phi_\beta(x) \partial_x \phi_\gamma(x) = - \sum_{\alpha, \beta, \gamma=1}^3 G_{\beta\gamma}^\alpha \int dx \phi_\beta(x) \phi_\gamma(x) \partial_x \phi_\alpha(x). \quad (3.41)$$

Hence (3.40) is satisfied only if $G_{\beta\alpha}^\gamma = G_{\beta\gamma}^\alpha$, which is the condition (3.38) claimed for the discrete setting.

(3.38) is the generalization of (3.19), which is specific for the anharmonic chain. In fact, while abstractly true, it is not so easy to verify directly. But now we can argue more convincingly why one should be allowed to continue with assuming the validity of the constraints (3.38). As we will discuss in the next section, the leading coupling constants are of the form $G_{\alpha\alpha}^\alpha$, while the sub-leading couplings have equal lower indices, $G_{\gamma\gamma}^\alpha$, $\gamma \neq \alpha$. The off-diagonal matrix elements are irrelevant for the large scale behavior. When one does the counting, all leading and sub-leading couplings can be chosen freely and the irrelevant couplings can be adjusted so that the constraint (3.38) is satisfied. Appealing to universality, the large space-time behavior should not depend on that particular choice. We expect that for general \vec{G} the true time-stationary measure will have short range correlations and nonlinear fluctuating hydrodynamics remains a valid approximation to the dynamics of the anharmonic chain.

In related problem settings, a different point of view has been suggested [33, 34]. Firstly one notes that the Gaussian stationary measure (3.16), hence also (3.30), is simply inherited from the canonical equilibrium measure. In this respect there is no choice. Also the nonlinear Euler currents are on the safe side. But the remaining terms are phenomenological to some extent. D^\sharp, B^\sharp could depend on $\vec{\phi}$ itself. One could also include higher derivative terms. In fact, one could try to choose the nonlinearities precisely in such a way that the dynamics is invariant under time-reversal and leaves the Gaussian measure invariant. The program as such may be easily endorsed, but so far I have not seen a convincing handling of the details.

4 Mode-coupling theory

Decoupling hypothesis. For the linear equations the normal modes decouple for long times. The hypothesis claims that such property persists when adding the quadratic nonlinearities. For the precise phrasing, we have to be somewhat careful. We consider a fixed component, α , in normal mode representation. It travels with velocity c_α , which is assumed to be distinct from all other mode velocities. If $G_{\alpha\alpha}^\alpha \neq 0$, then for the purpose of computing correlations of mode α at large scales, one can use the scalar conservation law

$$\partial_t \phi_\alpha + \partial_x (c_\alpha \phi_\alpha + G_{\alpha\alpha}^\alpha \phi_\alpha^2 - D_{\alpha\alpha}^\sharp \partial_x \phi_\alpha + B_{\alpha\alpha}^\sharp \xi_\alpha) = 0, \quad (4.1)$$

which coincides with the stochastic Burgers equation (1.19). If decoupling holds, one has the exact asymptotics as stated in (1.21) with $\lambda = 2\sqrt{2}|G_{\alpha\alpha}^\alpha|$. The universal scaling function f_{KPZ} is tabulated in [35], denoted there by f . $f_{\text{KPZ}} \geq 0$, $\int dx f_{\text{KPZ}}(x) = 1$, $f_{\text{KPZ}}(x) = f_{\text{KPZ}}(-x)$, $\int dx f_{\text{KPZ}}(x)x^2 \simeq 0.510523$. f_{KPZ} looks like a Gaussian with a large $|x|$ decay as $\exp[-0.295|x|^3]$. Plots are provided in [17, 35].

For an anharmonic chain, $G_{00}^0 = 0$ always and the decoupling hypothesis applies only to the sound peaks, provided $G_{11}^1 = -G_{-1-1}^{-1} \neq 0$ which generically is the case. If $G_{11}^1 \neq 0$, then the *exact* scaling form is

$$S_{\sigma\sigma}^\#(x, t) \cong (\lambda_s t)^{-2/3} f_{\text{KPZ}}((\lambda_s t)^{-2/3}(x - \sigma ct)), \quad \lambda_s = 2\sqrt{2}|G_{\sigma\sigma}^\sigma|, \quad (4.2)$$

$\sigma = \pm 1$. To find out about the scaling behavior of the heat mode other methods have to be developed.

For one-dimensional fluids, van Beijeren [36] follows the scheme developed in [6] and arrived first at the prediction (4.2) together with the Lévy 5/3 heat peak to be discussed below. In [36] no Langevin equations appear. I regard them as a useful intermediate step valid on a mesoscopic scale. In the Langevin form the theory can be applied to a large class of one-dimensional systems. As a tool, fluctuating hydrodynamics has been proposed considerably earlier [37] and used to predict the $t^{-2/3}$ decay of the total energy current correlation.

One-loop, diagonal, and small overlap approximations. We return to the Langevin equation (3.28) and consider the mean zero, stationary $\phi_{j,\alpha}(t)$ process with ρ_G as $t = 0$ measure. The stationary covariance reads

$$S_{\alpha\alpha'}^\#(j, t) = \langle \phi_{j,\alpha}(t) \phi_{0,\alpha'}(0) \rangle = \langle \phi_{0,\alpha'} e^{Lt} \phi_{j,\alpha} \rangle_{\text{eq}}, \quad t \geq 0. \quad (4.3)$$

On the left, $\langle \cdot \rangle$ denotes the average with respect to the stationary $\phi_{j,\alpha}(t)$ process and on the right $\langle \cdot \rangle_{\text{eq}}$ refers to the average with respect to ρ_G . By construction

$$S_{\alpha\alpha'}^\#(j, 0) = \delta_{\alpha\alpha'} \delta_{j0}. \quad (4.4)$$

The time derivative reads

$$\frac{d}{dt} S_{\alpha\alpha'}^\#(j, t) = \langle \phi_{0,\alpha'}(e^{Lt} L_0 \phi_{j,\alpha}) \rangle_{\text{eq}} + \langle \phi_{0,\alpha'}(e^{Lt} L_1 \phi_{j,\alpha}) \rangle_{\text{eq}}. \quad (4.5)$$

We insert

$$e^{Lt} = e^{L_0 t} + \int_0^t ds e^{L_0(t-s)} L_1 e^{Ls} \quad (4.6)$$

in the second summand of (4.5). The term containing only $e^{L_0 t}$ is cubic in the time zero fields and hence its average vanishes. Therefore one arrives at

$$\frac{d}{dt} S_{\alpha\alpha'}^\#(j, t) = \mathcal{A} S_{\alpha\alpha'}(j, t) + \int_0^t ds \langle \phi_{0,\alpha'} e^{L_0(t-s)} L_1 (e^{Ls} L_1 \phi_{j,\alpha}) \rangle_{\text{eq}}. \quad (4.7)$$

For the adjoint of $e^{L_0(t-s)}$ we use (3.34) and for the adjoint of L_1 we use

$$\langle \phi_{j,\alpha} L_1 F(\phi) \rangle_{\text{eq}} = -\langle (L_1 \phi_{j,\alpha}) F(\phi) \rangle_{\text{eq}}, \quad (4.8)$$

which both rely on $\langle \cdot \rangle_{\text{eq}}$ being the average with respect to ρ_G . Furthermore

$$L_1 \phi_{j,\alpha} = -\partial_j \mathcal{N}_{j,\alpha}. \quad (4.9)$$

Inserting in (4.7) one arrives at the identity

$$\frac{d}{dt} S_{\alpha\alpha'}^\#(j, t) = \mathcal{A} S_{\alpha\alpha'}^\#(j, t) - \int_0^t ds \langle (e^{A^\text{T}(t-s)} \partial_j \mathcal{N}_{0,\alpha'}) (e^{Ls} \partial_j \mathcal{N}_{j,\alpha}) \rangle_{\text{eq}}. \quad (4.10)$$

To obtain a closed equation for $S^\#$ we note that the average

$$\langle \partial_{j'} \mathcal{N}_{j',\alpha'} e^{Ls} \partial_j \mathcal{N}_{j,\alpha} \rangle_{\text{eq}} = \langle \partial_j \mathcal{N}_{j,\alpha}(s) \partial_{j'} \mathcal{N}_{j',\alpha'}(0) \rangle \quad (4.11)$$

is a four-point correlation. We invoke the Gaussian factorization as

$$\langle \phi(s) \phi(s) \phi(0) \phi(0) \rangle \cong \langle \phi(s) \phi(s) \rangle \langle \phi(0) \phi(0) \rangle + 2 \langle \phi(s) \phi(0) \rangle \langle \phi(s) \phi(0) \rangle. \quad (4.12)$$

The first summand vanishes because of the difference operator ∂_j . Secondly we replace the bare propagator $e^{A(t-s)}$ by the interacting propagator $S^\#(t-s)$, which corresponds to a partial resummation of the perturbation series in \vec{G} . Finally we take a limit of zero lattice spacing. This step could be avoided, and is done so in our numerical scheme for the mode-coupling equations. We could also maintain the ring geometry which, for example, would allow to investigate collisions between the moving peaks. Universality is only expected for large j, t , hence in the limit of zero lattice spacing. The continuum limit of $S^\#(j, t)$ is denoted by $S^\#(x, t)$, $x \in \mathbb{R}$. With these steps we arrive at the mode-coupling equation

$$\begin{aligned} \partial_t S_{\alpha\beta}^\#(x, t) = & \sum_{\alpha'=1}^3 \left((-c_\alpha \delta_{\alpha\alpha'} \partial_x + D_{\alpha\alpha'} \partial_x^2) S_{\alpha'\beta}^\#(x, t) \right. \\ & \left. + \int_0^t ds \int_{\mathbb{R}} dy M_{\alpha\alpha'}(y, s) \partial_x^2 S_{\alpha'\beta}^\#(x-y, t-s) \right) \end{aligned} \quad (4.13)$$

with the memory kernel

$$M_{\alpha\alpha'}(x, t) = 2 \sum_{\beta', \beta'', \gamma', \gamma''=1}^3 G_{\beta'\gamma'}^\alpha G_{\beta''\gamma''}^{\alpha'} S_{\beta'\beta''}^\#(x, t) S_{\gamma'\gamma''}^\#(x, t). \quad (4.14)$$

In numerical simulations of both, the mechanical model of anharmonic chains and the mode-coupling equations, it is consistently observed that $S_{\alpha\alpha'}^\#(j, t)$ becomes approximately diagonal fairly rapidly. To analyse the long time asymptotics on the basis of (4.13) we therefore rely on the diagonal approximation

$$S_{\alpha\alpha'}^\#(x, t) \simeq \delta_{\alpha\alpha'} f_\alpha(x, t). \quad (4.15)$$

Then $f_\alpha(x, 0) = \delta(x)$ and the f_α 's satisfy

$$\partial_t f_\alpha(x, t) = (-c_\alpha \partial_x + D_{\alpha\alpha}^\# \partial_x^2) f_\alpha(x, t) + \int_0^t ds \int_{\mathbb{R}} dy \partial_x^2 f_\alpha(x-y, t-s) M_{\alpha\alpha}(y, s), \quad (4.16)$$

$\alpha = -1, 0, 1$, with memory kernel

$$M_{\alpha\alpha}(x, t) = 2 \sum_{\gamma, \gamma' = 0, \pm 1} (G_{\gamma\gamma'}^\alpha)^2 f_\gamma(x, t) f_{\gamma'}(x, t). \quad (4.17)$$

The solution to (4.16) has two sound peaks centered at $\pm ct$ and the heat peak sitting at 0. All three peaks have a width much less than ct . But then, in case $\gamma \neq \gamma'$, the product $f_\gamma(x, t) f_{\gamma'}(x, t) \simeq 0$ for large t . Hence for the memory kernel (4.17) we invoke a small overlap approximation as

$$M_{\alpha\alpha}(x, t) \simeq M_\alpha^{\text{dg}}(x, t) = 2 \sum_{\gamma = 0, \pm 1} (G_{\gamma\gamma}^\alpha)^2 f_\gamma(x, t)^2, \quad (4.18)$$

which is to be inserted in Eq. (4.16).

Numerical simulations of the mode-coupling equations. When starting this project together with Christian Mendl, in the summer of 2012 we spent many days in numerically simulating the mode coupling equations with initial conditions $S_{\alpha\alpha'}^\#(j, 0) = \delta_{\alpha\alpha'} \delta_{0j}$. Only a few plots are in print [38], simply because there is such a large parameter space and it is not clear where to start and where to end. Still, for our own understanding this period was extremely helpful. Mostly we simulated in Fourier space. System size was up to 400. Speeds were of order 1, thereby limiting the simulation time to about 200, the time of the first peak collision. For such sizes the simulations are fast and many variations could be explored. We started from the scalar equation, to be discussed below, moved up to two modes, and eventually to three modes with parameters taken from an actual anharmonic chain. $|\vec{G}_{\alpha'\alpha'}^\alpha|$ was either 0 or somewhere in the range 0.3 to 2.5. $D^\#$ is a free parameter which was varied from 0 to $|\vec{G}_{\alpha'\alpha'}^\alpha|/2$. We always simulated the complete matrix-valued mode-coupling equations (4.13). Our main findings can be summarized as:

- (i) For a large range of parameters, the diagonal approximation in generally failed for short times, but was quickly restored with the off-diagonal elements being at most 10% of the diagonal ones.
- (ii) The results were fairly insensitive to the choice of $D^\#$. In fact, $D^\# = 0$ works also well. Apparently the memory term generates already enough dissipation.
- (iii) We varied the overlap coefficients $G_{\gamma\gamma'}^\alpha$ with $\gamma \neq \gamma'$. Over the time scale of the simulation no substantial changes were observed.

All these findings confirm the approximations proposed.

As our biggest surprise, except for trivial cases we never reached the asymptotic regime. The peak structure develops fairly rapidly. The peak shape then changes slowly, roughly consistent with the predicted scaling exponents, but it does not reach a self-similar form. For example in the case of the sound peak, on the scale $t^{2/3}$, rather than being symmetric, as claimed by (4.2), it is still badly distorted, tilted away from the central peak with rapid decay outside the sound cone but rather slow power law type of decay towards the central peak. To improve one would have to simulate larger system sizes and longer times. But then numerical simulations become heavy and the fun evaporates. More attention can be achieved by molecular dynamics (MD) simulation of the mechanical chain.

For given parameters V, P, β one easily computes all the required coefficients. So one goal was to run a MD and put the results on top of the ones from a simulation of the mode coupling equations. For this to be a reasonable program, one would have to simulate the mode-coupling equations for sizes of $N = 4000$ and more, which we never attempted.

For the scalar case the situation is much simpler. The mode-coupling equation takes the form

$$\partial_t f(x, t) = D \partial_x^2 f(x, t) + 2G^2 \int_0^t ds \int_{\mathbb{R}} dy \partial_x^2 f(x - y, t - s) f(y, s)^2, \quad (4.19)$$

which is the one-loop approximation for the stochastic Burgers equation [39]. For large x, t , its solution with initial condition $f(x, 0) = \delta(x)$ takes the scaling form

$$f(x, t) \cong (\lambda_s t)^{-2/3} f_{\text{mc}}((\lambda_s t)^{-2/3} x). \quad (4.20)$$

Inserting in (4.19), one first finds the non-universal scaling coefficient

$$\lambda_s = 2\sqrt{2}|G_{\sigma\sigma}^\sigma|. \quad (4.21)$$

Secondly \hat{f}_{mc} , the Fourier transform of f_{mc} , is defined as solution of the fixed point equation

$$\frac{2}{3} \hat{f}'_{\text{mc}}(w) = -\pi^2 w \int_0^1 ds \hat{f}_{\text{mc}}((1-s)^{2/3} w) \int_{\mathbb{R}} dq \hat{f}_{\text{mc}}(s^{2/3}(w-q)) \hat{f}_{\text{mc}}(s^{2/3} q) \quad (4.22)$$

with $w \geq 0$ and $\hat{f}_{\text{mc}}(0) = 1$, $\hat{f}'_{\text{mc}}(0) = 0$.

Eq. (4.22) is based on the closure assumption (4.12) and there is no reason to infer that it is exact. However from our numerical simulations we conclude that f_{KPZ} differs from f_{mc} by a few percent only. We regard the scalar case as a strong support for the entire approach. But for several components the large finite size effects prohibit one to arrive at a similarly simple claim.

Asymptotic self-similarity. Within mode-coupling the asymptotic shape function for the sound peaks is given by

$$f_\sigma(x, t) \cong (\lambda_s t)^{-2/3} f_{\text{mc}}((\lambda_s t)^{-2/3}(x - \sigma ct)), \quad (4.23)$$

$\sigma = \pm 1$. For the heat peak we employ (4.16) together with (4.18), using as an input that the asymptotic form of f_σ is known already. In fact the scaling exponent for f_σ is crucial, but the precise shape of f_σ enters only mildly. Hence, again switching to Fourier space, one has to solve

$$\begin{aligned} \partial_t \hat{f}_0(k, t) = & -D_0^\sharp (2\pi k)^2 \hat{f}_0(k, t) \\ & - 2 \sum_{\sigma=\pm 1} (G_{\sigma\sigma}^0)^2 (2\pi k)^2 \int_0^t ds \hat{f}_0(k, t-s) \int_{\mathbb{R}} dq \hat{f}_\sigma(k-q, s) \hat{f}_\sigma(q, s), \end{aligned} \quad (4.24)$$

$\hat{f}_0(k, 0) = 1$. For \hat{f}_σ one inserts the asymptotic result (4.20). (4.24) is a linear equation which is solved through Laplace transform with the result

$$\hat{f}_0(k, t) \cong e^{-|k|^{5/3} \lambda_h t}, \quad (4.25)$$

where

$$\begin{aligned}\lambda_h &= \lambda_s^{-2/3} (G_{\sigma\sigma}^0)^2 (4\pi)^2 \int_0^\infty dt t^{-2/3} \cos(2\pi ct) \int_{\mathbb{R}} dx f_{\text{mc}}(x)^2 \\ &= \lambda_s^{-2/3} (G_{\sigma\sigma}^0)^2 (4\pi)^2 (2\pi c)^{-1/3} \frac{1}{2} \pi \frac{1}{\Gamma(\frac{2}{3})} \frac{1}{\cos(\frac{\pi}{3})} \int_{\mathbb{R}} dx f_{\text{mc}}(x)^2\end{aligned}\quad (4.26)$$

and we used the symmetry $G_{\sigma\sigma}^0 = -G_{-\sigma-\sigma}^0$, see [29] for details. (4.25) is the Fourier transform of the symmetric α -stable distribution with exponent $\alpha = 5/3$, also known as Lévy distribution. In real space the asymptotics reads, for $|x| \geq (\lambda_h t)^{3/5}$,

$$f_0(x, t) \simeq \pi^{-1} \lambda_h t |x|^{-8/3}. \quad (4.27)$$

f_{mc} is a smooth function with rapid decay. On the other hand, f_0 has fat tails and its variance is divergent. According to (4.27), at $x = \sigma ct$ the heat peak $f_0(\sigma ct, t) \cong \pi^{-1} \lambda_h c^{-8/3} t^{-5/3}$. This explains why there is still coupling between f_0 and f_σ , despite the large spatial separation. In fact, numerically one observes that beyond the sound cone, $x = \pm ct$, the solution decays exponentially fast. As t becomes large the tails of f_0 are build up between the two sound peaks, so to speak they unveil the Lévy distribution.

In (4.24) we could also insert for f_σ the exact scaling function f_{KPZ} , which would slightly modify λ_h . $f_{\text{Lévy}}$ is an approximation, just as f_{mc} . But the MD simulations display so convincingly the Lévy distribution that one might be willing to regard it as exact. If so, the exact λ_h must be based on f_{KPZ} . To obtain the correlations of the physical fields, one has to use

$$S(j, t) = R^{-1} S^\sharp(j, t) R^{-\text{T}}. \quad (4.28)$$

In particular the correlations of the physical fields are given through

$$S_{\alpha\alpha}(j, t) = \sum_{\sigma=0,\pm 1} |(R^{-1})_{\alpha\sigma}|^2 f_\sigma(j, t), \quad (4.29)$$

where for f_σ the asymptotic scaling form is inserted. Then asymptotically the ℓ - ℓ and the **e-e** correlations show generically all three peaks. However, for the **u-u** correlations the central peak is missing asymptotically, since $(R^{-1})_{20} = 0$ independently of the interaction potential V .

We note that the coefficient D^\sharp does not appear in the asymptotic scaling form, of course neither $B^\sharp B^{\sharp\text{T}} = 2D^\sharp$. This result is consistent with the picture that noise and dissipation are required to maintain the correct local stationary measure with susceptibility C . The long time asymptotics is however governed by the nonlinearities.

No signal beyond the sound cone. Physically the sound speed is an upper limit for the propagation of small disturbances. Since the initial state has a finite correlation length, one would expect that towards the outside of the sound cone correlations decay exponentially, while inside the sound cone there seems to be no particular restriction. As a consistency check, one would hope that such a general feature is properly reproduced

by mode-coupling. Their numerical solutions conform with this expectation, at least for the small system sizes explored. But for the scaling limit one has to let $t \rightarrow \infty$ and the decay information seems to be lost. However there is still a somewhat subtle trace.

To explain, we have to first recall some properties of Lévy stable distributions. Except for trivial rescalings, they are characterized by two parameters, traditionally called α, β , where for simplicity we momentarily stick to this convention, without too much risk of confusion. The probability density has a simple form in Fourier space,

$$\hat{f}_{\text{Lévy},\alpha,\beta}(k) = \exp \left(- |k|^\alpha \left[1 - i\beta \tan\left(\frac{1}{2}\pi\alpha\right) \text{sgn}(k) \right] \right). \quad (4.30)$$

The parameter α controls the steepness, $0 < \alpha < 2$, while β controls the asymmetry, $|\beta| \leq 1$. For $|\beta| > 1$ the Fourier integral no longer defines a non-negative function. At the singular point $\alpha = 2$ only $\beta = 0$ is admitted and the probability density is a Gaussian. If $|\beta| < 1$, the asymptotic decay of $f_{\text{Lévy},\alpha,\beta}(x)$ is determined by α and is given by $|x|^{-\alpha-1}$ for $|x| \rightarrow \infty$. At $|\beta| = 1$ the two tails show different decay. The functions corresponding to $\beta = 1$ and $\beta = -1$ are mirror images, for $\beta = 1$ the slow decay being for $x \rightarrow -\infty$ and still as $|x|^{-\alpha-1}$. For $0 < \alpha \leq 1$, $f_{\text{Lévy},\alpha,1}(x) = 0$ for $x > 0$, while for $1 < \alpha < 2$ the decay becomes stretched exponential as $\exp(-c_0 x^{\alpha/(1-\alpha)})$ with known constant c_0 . We refer to [40] for more details.

For the heat peak we obtained the symmetric Lévy distribution because the sound peaks are reflection symmetric, implying $c_1 = -c_{-1}$ and $(G_{11}^0)^2 = (G_{-1-1}^0)^2$. If hypothetically we would choose distinct couplings, or $c_1 \neq -c_{-1}$, then this imbalance would produce a $\beta \neq 0$. If one of the sound peaks would be completely missing, as in the case for a system with only two conserved fields, then necessarily $|\beta| = 1$. In accordance with the physical principle, the sign of β is such that the fast decay of $f_{\text{Lévy},\alpha,\pm 1}(x)$ is towards the outside of the sound cone, while the slow decay is towards the single sound peak. For finite t , this slow decay will be cut by the sound peak. Thus the scaling solution of the mode-coupling equations reproduces the rapid decay towards the exterior of the sound cone. This is a completely general fact, any number of components and any \vec{G} [41].

Dynamical phase diagram. As already indicated through the particular case $G_{00}^0 = 0$, the large scale structure of the solution depends on whether $G_{\gamma\gamma}^\alpha = 0$ or not. One extreme case would be $G_{\alpha\alpha}^\alpha \neq 0$ for all α , implying that the three peaks have KPZ scaling behavior. The other extreme is $G_{\gamma\gamma}^\alpha = 0$ for all α, γ , resulting in all peaks to have diffusive broadening. For the case of only two modes, the full phase diagram has seven distinct phases, with unexpected details worked out in [42]. For the general case of n components the long time asymptotics is completely classified in [43, 41]. Anharmonic chains have special symmetries and not all possible couplings \vec{G} can be realized. Given that $G_{00}^0 = 0$ and because the sound peaks are symmetric, to have a distinct scaling requires

$$G_{11}^1 = 0, \quad (4.31)$$

which can be realized. The behavior is then determined by the value of the remaining diagonal matrix elements. For the central peak one finds

$$\sigma G_{\sigma\sigma}^0 > 0, \quad (4.32)$$

while for the sound peak diagonals, $G_{-1-1}^1 = -G_{11}^{-1}$, $G_{00}^1 = -G_{00}^{-1}$, there seems to be no particular restriction. In principle, there could be sort of accidental zeros of $G_{\gamma\gamma}^\alpha$ which are then difficult to locate. A more direct approach starts from the observation that the \vec{G} coefficients are expressed through cumulants in r_0, V_0 . If the integrands are antisymmetric under reflection, many terms vanish. The precise condition on the potential is to have some a_0, P_0 such that

$$V(x - a_0) + P_0 x = V(-x - a_0) - P_0 x \quad (4.33)$$

for all x . Then for arbitrary β and $P = P_0$, one finds

$$G_{11}^1 = 0, \quad G_{-1-1}^1 = -G_{11}^{-1} = 0, \quad G_{00}^1 = -G_{00}^{-1} = 0, \quad (4.34)$$

while $\sigma G_{0\sigma'}^\sigma > 0$. The standard examples for (4.33) to hold are the FPU chain with no cubic interaction term, the β -chain, and the square well potential with alternating masses, both at zero pressure.

Under (4.34) the heat mode is coupled to the sound mode, but there is no back reaction from the sound mode. Hence the sound peak is diffusive with scaling function

$$f_\sigma(x, t) = \frac{1}{\sqrt{4\pi D_s t}} e^{-(x - \sigma c t)^2 / 4 D_s t}. \quad (4.35)$$

D_s is a transport coefficient. It can be defined through a Green-Kubo formula, which also means that no reasonably explicit answer can be expected. The feed back of the sound peak to the central peak follows by the same computation as before, with the result

$$\hat{f}_0(k, t) = e^{-|k|^{3/2} \lambda_h t}, \quad (4.36)$$

where

$$\lambda_h = (D_\sigma)^{-1/2} (G_{\sigma\sigma}^0)^2 (4\pi)^2 (2\pi c)^{-1/2} \int_0^\infty dt t^{-1/2} \cos(t) (2\sqrt{\pi})^{-1}. \quad (4.37)$$

Since $3/2 < 5/3$, the density $f_0(x, t)$ turns out to be broader than the Lévy $5/3$ from the dynamical phase with $G_{11}^1 \neq 0$.

In testing nonlinear fluctuating hydrodynamics almost subconsciously one tries to confirm (or not) the scaling exponents, resp. functions. This can be difficult because of limited size. The dynamical phase diagram offers a different option. For exceptional points in the phase diagram, without too precise a verification of the scaling, one should find that the standard scaling exponent does not properly fit the data. Such qualitative property is possibly more easy to access. In Fig. 2 we display heat and sound peak for a FPU chain with $G_{11}^1 = 0$.

5 Molecular dynamics simulations

In 1953 Fermi, Pasta and Ulam, technically supported by Tsingou, simulated 32 particles interacting through a quartic potential at the extremely low energy of $\epsilon = 5 \times 10^{-4}$ per

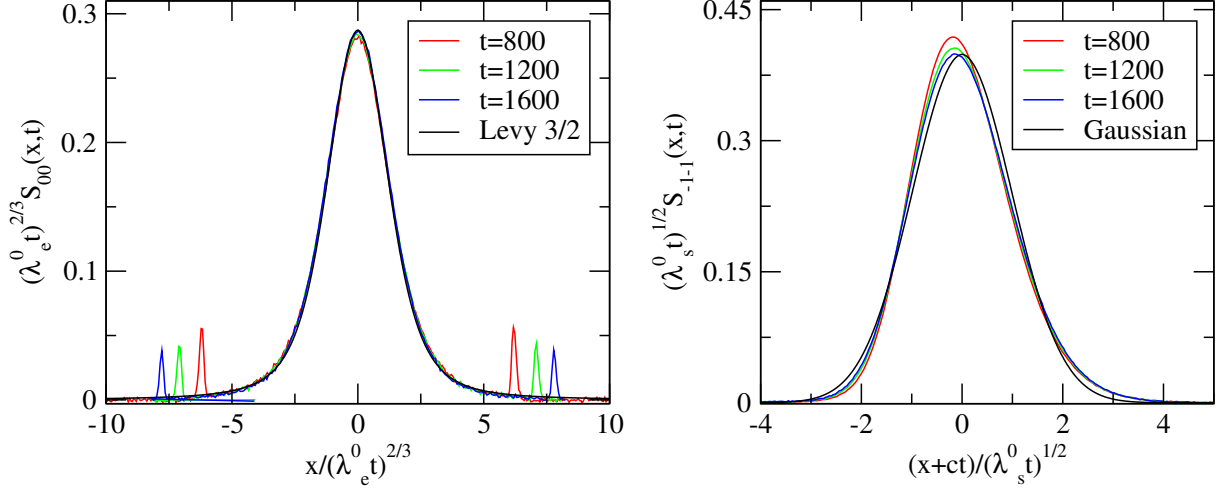


Figure 2: Scaling plot of heat and sound peak for a FPU chain with $N = 8192$, potential parameters $\alpha = 0$, $\beta = 1$, pressure $P = 1$, and temperature $\beta^{-1} = 1$.

particle (above the ground state energy) [25]. They injected energy in the highest Fourier mode and were looking for equipartition of the modes at long times. However they found quasi-periodic motion with time averages settling to some definite value different from equipartition. The observed quasi-periodicity triggered the connection to KAM tori, the discovery of integrable systems with many degrees of freedom, and to the development of the theory of solitons and breathers [44, 45]. For sure, a rich harvest, see [46] for a historical perspective. Later on Izrailev and Chirikov [47] repeated the simulation at the higher energy $e = 5 \times 10^{-2}$ and observed equipartition.

Anomalous transport surfaced much later [48], see the reviews [49, 50]. One connects the two ends of the chain to thermal reservoirs. To explain, the end particles are tied down as $q_0 = 0$, $q_{N+1} = 0$, and to the equations of motion for the boundary particles one adds Langevin terms as

$$\ddot{q}_1 = -\gamma p_1 + \sqrt{2\gamma T_-} \xi_-, \quad \ddot{q}_N = -\gamma p_N + \sqrt{2\gamma T_+} \xi_+, \quad (5.1)$$

where γ is a friction constant, T_{\pm} are the boundary temperatures, and $\xi_{\pm}(t)$ are independent standard Gaussian white noises. For $T_- = T_+$ the system settles in the canonical equilibrium state. But for $T_- \neq T_+$ there is a non-trivial steady state with a non-zero energy flux $j_e(N)$ depending on the length, N , of the chain. For regular heat transport, Fourier's law implies $j_e(N) \simeq c_0 N^{-1}$. However for FPU chains one finds an enhanced transport as

$$j_e(N) \simeq c_0 N^{-1+\alpha} (T_- - T_+) \quad (5.2)$$

with an exponent α characterizing the anomaly. [A further α , but better to stick to standard conventions]. Over the last two decades many MD simulations have been implemented for a wide variety of one-dimensional systems. Early results indicated $\alpha = 2/5$, but since about 2003 the common evidence pointed towards $\alpha = 1/3$ or at least close to it.

Nonlinear fluctuating dynamics can also deal with such open chains, at least in principle. One would impose energy imbalance boundary conditions as $\ell(0, t) = 0 = \ell(L, t)$, $u(0, t) = 0 = u(L, t)$, but $\mathbf{e}(0, t) = \mathbf{e}_-$ and $\mathbf{e}(L, t) = \mathbf{e}_+$ and tries to investigate the steady state. Unfortunately, at least for the moment, we have no powerful techniques to deal with this problem. On the other hand it is argued [49] that the energy flux is related to a Green-Kubo formula by

$$j_{\mathbf{e}}(N) \sim \int_0^{N/c} dt (\langle \mathcal{J}_3(t); \mathcal{J}_3(0) \rangle - \langle \mathcal{J}_3(\infty); \mathcal{J}_3(0) \rangle). \quad (5.3)$$

Under the time integral appears the total energy current correlation in thermal equilibrium with its possibly non-zero value at $t = \infty$ subtracted, see Section 6 for more explanations. The decay of such correlation can be predicted by mode-coupling. In fact, we will confirm the value $\alpha = 1/3$. But the argument is subtle because it is only indirectly related to the spreading of the heat peak which is on scale $t^{3/5}$.

Because of the relation (5.3), in many MD simulations the total energy current correlation $\langle \mathcal{J}_3(t); \mathcal{J}_3(0) \rangle$ is measured as an addition to steady state transport [51, 52]. There are also MD simulations exclusively focussed on momentum and energy current correlations [53]. However simulations of correlations of the conserved fields have been fairly scarce until recently. The peak structure was noted already in [54], see also [55, 56]. But surprisingly enough, even such a basic issue as the quantitative comparison between the measured speed of sound and formula (2.31) is apparently not a routine check. So far there have been three independent sets of simulations with the specific aim to check the predictions from mode-coupling. For the details the reader is encouraged to look at the original papers. I will try to compare so to reach some sort of conclusion.

The first and second set are FPU chains with either symmetric or asymmetric potential, both the $\alpha\beta$ and the pure β chain [57, 58]. In this case one has to integrate numerically the differential equations governing the evolution, for which both a velocity-Verlet algorithm and a fourth order symplectic Runge-Kutta algorithm are used. The third set consists of chains with a piecewise constant potential [59]. We call them hard-collision, since the force is zero except for δ -spikes and the dynamics proceeds from collision to collision. Now one has to develop an efficient algorithm by which one finds the time-wise next collision. Except for rounding, there is no discretization of time. The simplest example is the hard-point potential, $V_{\text{hc}}(x) = \infty$ for $x < 0$ and $V_{\text{hc}}(x) = 0$ for $x \geq 0$. A variant is the infinite square well potential, $V_{\text{sw}}(x) = \infty$ for $x < 0$, $x > a$ and $V_{\text{sw}}(x) = 0$ for $0 \leq x \leq a$ [60, 59]. In this case two neighboring particles at the maximal distance a are reflected inwards as if connected by a massless string of finite length a . For both models the dynamics remembers the initial velocities. To have only the standard conservation laws, one imposes alternating masses, say $m_j = m_0$ for even j and $m_j = m_1$ for odd j . In both models the unit cell then contains two particles and the scheme explained before has to be extended. But at the very end the difference is minimal. A further variant is the shoulder potential $V_{\text{sh}}(x)$, for which $V_{\text{sh}}(x) = \infty$ for $|x| < \frac{1}{2}$, $V_{\text{sh}}(x) = \epsilon_0$ for $\frac{1}{2} \leq |x| \leq 1$, and $V_{\text{sh}}(x) = 0$ for $|x| > 1$. The potential is either repulsive, $\epsilon_0 > 0$, or attractive $\epsilon_0 < 0$. Exploratory studies of the latter case indicate that the convergence is slower than for the extensively studied attractive case. Particles interacting with such a potential can

be viewed also as a hard-core fluid with a short range potential part and thus serves as a bridge between one-dimensional fluids and anharmonic solids. The collisions resulting from the potential step make the model non-integrable.

FPU chains with an even potential at $P = 0$ constitute a distinct dynamical phase. Such phase is absent for the hard-point and the square shoulder potentials. But the square well at $P = 0$ has the same properties as can be seen from taking $a_0 = a/2$ in (4.33).

Current system sizes are $N = 2^{11}$ to 2^{13} , even size $2^{16} = 65,536$ has been attempted [61]. Periodic boundary conditions are imposed. Time is restricted to $t \leq t_{\max} = N/2c$, the time of the first collision between sound peaks. For given potential, one has to decide on the thermodynamic parameters, P, β . One constraint is to have c approximately in the range $1 \dots 2$ in order to have a sufficiently long time span available. Secondly one would like to be well away from integrability. This leads to an energy per particle of order 1 in the models from above. A related issue are the coupling matrices \vec{G} , which should not be too small, at least for the relevant couplings. For the models from above they are tabulated. The relevant couplings show quite some variability taking values in the range $0.1 \dots 3.4$. At the very end, one has to make a physically reasonable choice, perhaps use the same parameters as previous MD simulations so to have the possibility to compare. A systematic study of the dependence on P, β seems to be too costly and most likely not so interesting. But it does make sense to probe values at the border. For some of the FPU simulations the energy per particle is chosen as $e = 0.1$, at which point nonlinearities are small [57]. There are also very extensive simulations at the even lower energy $e = 5 \times 10^{-4}$, with the goal to explore the route to equipartition, which is a somewhat distinct issue [62].

Once all parameters are fixed, there are several options to run the simulation. Since in canonical equilibrium $\{r_j, p_j, j = 1, \dots, N\}$ are independent random variables, one can sample the initial conditions through a random number generator. For the hard-collision potentials the geometric constraints are still simple enough for allowing one to generate the microcanonical ensemble by Monte Carlo methods. In our simulations the correlator S hardly depends on the choice of the ensemble. With such generated random initial data the equations of motion are simulated up to t_{\max} . A single run is noisy and one has to repeat many times, order 10^7 . The much more common choice is to start from a reasonable nonequilibrium configuration and to equilibrate before measuring correlations. Usually one then simulates very long trajectories, up to times of order 2^{15} , over which the time lag $g_\alpha(j, t + \tau)g_{\alpha'}(0, t)$ is sampled, $\tau \leq t_{\max}$. In addition one averages over a small number of runs, of order 10^2 . The total number of samples is roughly the same in both methods. The random number generator method produces the thermal average with a higher reliability.

The sampled $S_{\alpha\alpha'}(j, t)$ can be Fourier transformed in the spatial variable and/or in the time variable. One can also transform to normal coordinates. These are linear operations which can be done for each sample or only after averaging. Should one keep the full resolution or only some data points? Of course it depends somewhat on the goals. In [58, 59], the full 3×3 matrix is sampled and subsequently transformed via the theoretically computed R matrix to obtain $S^\sharp(j, t)$. This approach allows to test diagonality. Because the peak structure is most easily seen in the space-like j coordinate, maximal resolution

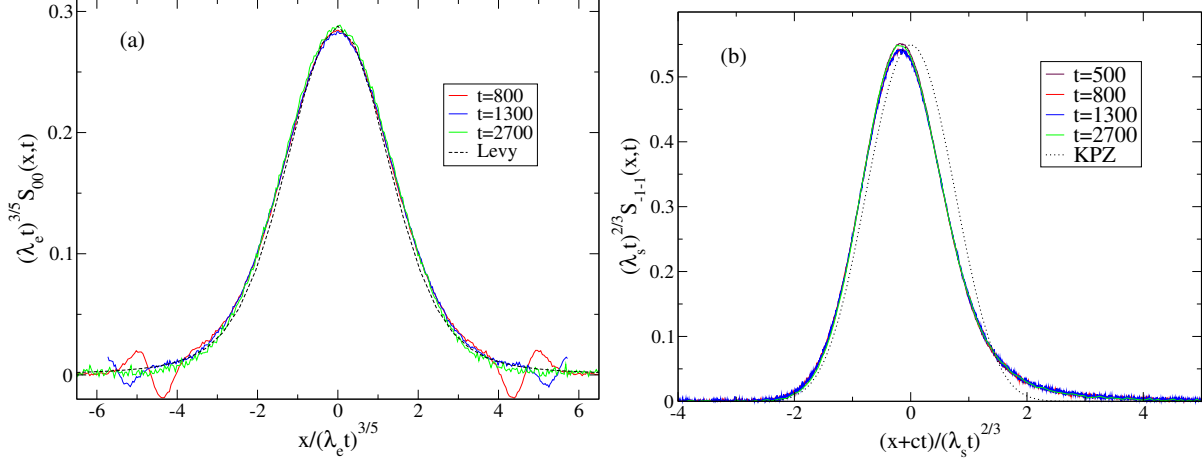


Figure 3: Scaling plot of heat and sound peak for a FPU chain with $N = 8192$, potential parameters $\alpha = 2$, $\beta = 1$, pressure $P = 1$, and temperature $\beta^{-1} = 0.5$.

for j is retained and only three times ($t = 250, 500, 1000$) are recorded for the purpose of making a scaling plot. In [63], the lowest Fourier modes are measured as a function of t . In [57] the lowest Fourier modes are plotted as a function of the frequency ω . A separate issue are the much simulated total current correlations. The total currents are sampled directly, in the most complete version momentum, energy, and cross correlations, and then plotted as a function of t or ω .

We reproduce only a few figures. Many more details can be found in the original papers. In Fig. 3 we display the data for the FPU chain [58] with $V_{\text{FPU}}(x) = \frac{1}{2}x^2 + \frac{2}{3}x_3 + \frac{1}{4}x^4$, $\beta = 2$, $P = 1$, $N = 8192$, and $t_{\text{max}} = 2700$. The sound speed is $c = 1.45$. Note that the sound peak is somewhat distorted, not symmetric relative to ct , but has a rapid fall-off away from the sound cone. As only fit parameter one uses λ_h , resp. λ_s . The optimal fit at the longest available time is denoted by λ_h^{emp} , resp. λ_s^{emp} , standing for empirical value. In most cases there is also a theoretical value based on decoupling and/or mode-coupling, which is indicated in square brackets. For the FPU simulations the results are for the heat peak $\lambda_h^{\text{emp}} = 13.8$ [1.97], and for the sound peak $\lambda_s^{\text{emp}} = 2.05$ [0.68]. From the visual appearance, one might have guessed the theoretical values to be just the other way round. So maybe the system tries to generate the optimal Lévy peak at non-relaxed sound peaks.

In Fig. 4 we reproduce the plot of heat and sound peak for the hard-collision models with shoulder, hard-point, and square well potential, in the latter two cases with alternating masses [59]. To better judge the quality of the fit we provide a logarithmic plot. In all cases $N = 4096$ with $t_{\text{max}} = 1024$. The following parameters have been chosen, shoulder: $\epsilon_0 = 1$, $P = 1.2$, $\beta = 2$, $c = 1.74$, hard-point: $m_1/m_0 = 3$, $P = 2$, $\beta = 0.5$, $c = 1.73$, square well: $m_1/m_0 = 3$, $a = 1$, $P = 0$, $\beta = 2$, $c = 1.73$. The fit to the predicted scaling function has an error less than 5%. For the hard-collision models the simulation results are, shoulder: $\lambda_s^{\text{emp}} = 1.62$ [1.71], $\lambda_h^{\text{emp}} = 1.44$ [1.04], hard-point: $\lambda_s^{\text{emp}} = 1.42$ [2.00], $\lambda_h^{\text{emp}} = 1.04$ [0.95], square well: $\lambda_h^{\text{emp}} = 0.95$ [1.04]. Recall that the square well potential

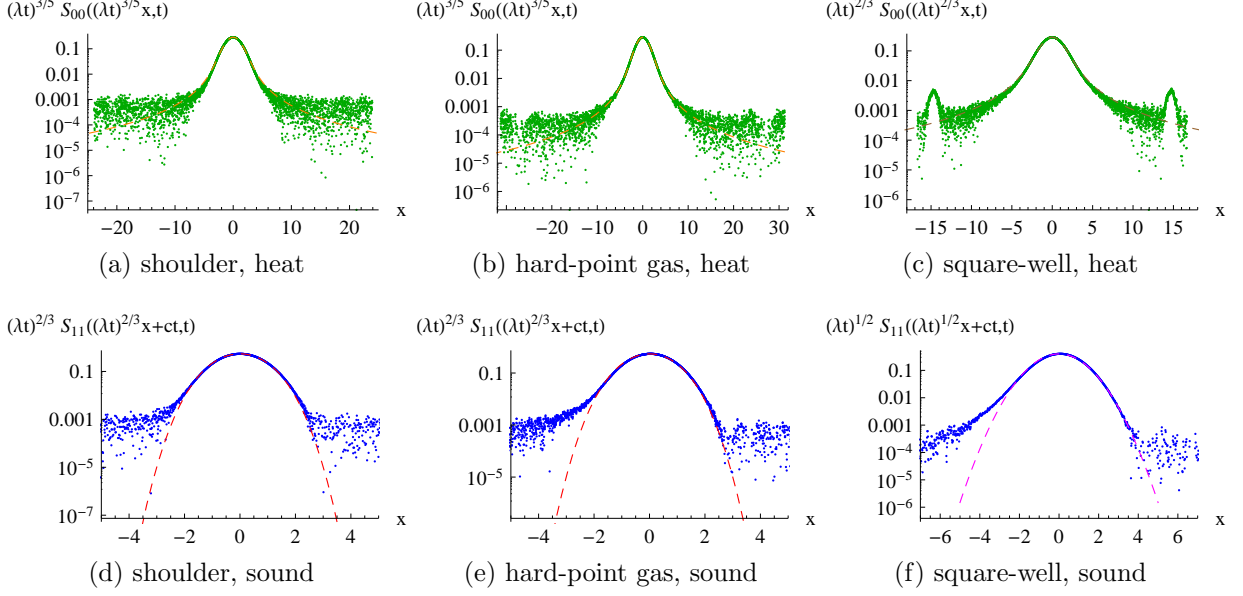


Figure 4: Heat and sound peak for shoulder, hard-point, and square well potential in logarithmic scale.

at $P = 0$ is in a distinct dynamical universality class, hence the different scaling exponents. For this model λ_s is related to a diffusion constant, which can be obtained only numerically.

The MD simulation [57] is at low temperatures and considers the positional correlations, which in Fourier space differ from the stretch correlations only by a k -dependent prefactor. Thus sampled is the correlator

$$(1 - \cos(2\pi k))^{-1} \int dt e^{i\omega t} \hat{S}_{11}(k, t) = (1 - \cos(2\pi k))^{-1} \hat{S}_{11}(k, \omega). \quad (5.4)$$

For low temperatures the area under the central peak is a factor 10 smaller than the one under the sound peak. Hence only the sound peak is explored. Its asymptotic scaling form is

$$\hat{S}_{11}(k, t) = \cos(2\pi i k c t) C_{11} \hat{f}_{\text{KPZ}}(k(\lambda_h |t|)^{2/3}). \quad (5.5)$$

Considering only the right moving sound peak by setting $\omega_{\text{max}} = 2\pi k c$,

$$\begin{aligned} \hat{S}_{11}(k, \omega + \omega_{\text{max}}) &= \int dt e^{i\omega t} \frac{1}{2} C_{11} \hat{f}_{\text{KPZ}}(k(\lambda_h |t|)^{2/3}) \\ &= \int dt e^{i(\omega/\lambda_h |k|^{3/2})t} (\lambda_h |k|^{3/2})^{-1} \frac{1}{2} C_{11} \hat{f}_{\text{KPZ}}(|t|^{2/3}). \end{aligned} \quad (5.6)$$

Thus defining

$$h_{\text{KPZ}}(\omega) = \int dt e^{i\omega t} \hat{f}_{\text{KPZ}}(|t|^{2/3}), \quad (5.7)$$

one arrives at

$$\hat{S}_{11}(k, \omega + \omega_{\max}) = \frac{1}{2} C_{11} (\lambda |k|^{3/2})^{-1} h_{\text{KPZ}}(\omega / \lambda_{11} |k|^{3/2}). \quad (5.8)$$

If one normalizes the maximum of \hat{S} to 1, then $h_{\text{KPZ}}(\omega)$ is replaced by $h_{\text{KPZ}}(\omega)/h_{\text{KPZ}}(0)$, which amounts to setting the prefactor in (5.8) equal to 1. In Fig. 5 the spectrum at two different choices of the asymmetry parameter is displayed.

In the simulation the potential is chosen as $V(x) = \frac{1}{2}x^2 + \alpha \frac{1}{3}x^3 + \frac{1}{4}x^4$, where the asymmetry varies from 0 to 2. Increasing α , the pressure P increases from 0 to 0.2 and the inverse temperature from 9.55 to 9.75. The sound speed $c \simeq 1.1$. In frequency space the peak moves linearly in k at around $\omega = 0.01$. For the shape function one uses $\hat{S}(k, \omega)$ for $k = 1, 2, 4, 8, 16$ to generate a scaling plot. Over the whole range of α 's the fit with the scaling function (5.7) is fairly convincing. The optimal fit parameter starts from $\lambda_s^{\text{emp}} = 0.02$ [0.04] at $\alpha = 0.2$ to $\lambda_s^{\text{emp}} = 0.08$ [0.37] at $\alpha = 1.6$ and to $\lambda_s^{\text{emp}} = 0.07$ [0.53] at $\alpha = 2.0$.

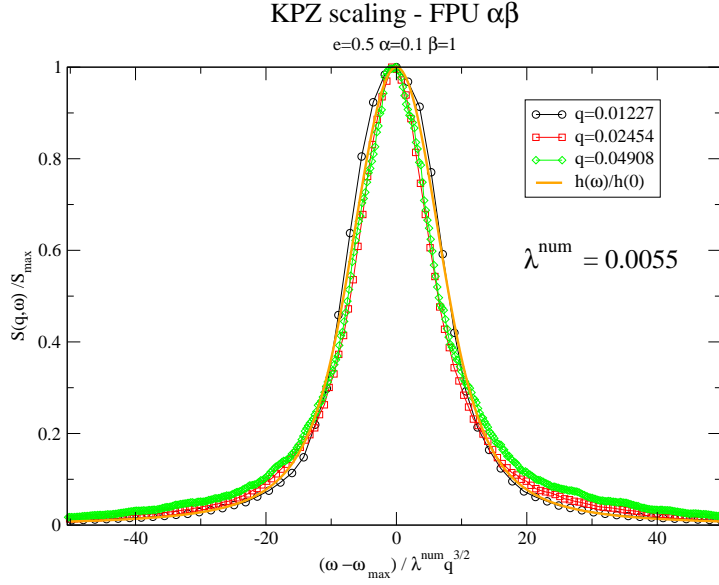


Figure 5: Scaling plot of the sound peak in $(k = q, \omega)$ variables of a FPU chain with $N = 1024$, potential parameters $\alpha = 0.1$, $\beta = 1$, pressure $P = -0.04$, and temperature $\beta^{-1} = 0.105$. The speed of sound is $c = 1.11$.

Given the diversity of models, parameters, and numerical schemes only tentative conclusions can be drawn.

(i) The separation into three peaks is a fast process. In normal mode representation the off-diagonal matrix elements are indeed small. There are no correlations beyond the sound cone.

(ii) The distinction between $G_{11}^1 \neq 0$ and $G_{11}^1 = 0$ is seen very convincingly.

(iii) The central peak is on the $t^{3/5}$ scale and adjusts well to the predicted Lévy distribution with one caveat. As seen from the center, the shape function fairly rapidly switches into the power law decay. However at the location of the sound peaks there are some wiggles and beyond only small amplitude noise is observed. In this sense, the Lévy distribution gets uncovered as time progresses. The Lévy distribution is a fairly direct consequence of $G_{00}^0 = 0$ and thus one of the strongest supports for the theory.

(iv) The sound peaks are mirror images of each other. One plots them on the $t^{2/3}$ scale, but then there is still a slow change in time. For the hard-collision models the shape is almost perfect, but the λ_s parameter is dropping in time. For the FPU models the peak is distorted and still away from the symmetric shape predicted by the theory. To the outside of the sound cone there is the rapid fall-off in accordance with the KPZ scaling function. But towards the heat peak there is slow decay. The sound peak is tilted away from the central peak. Apparently there is still a strong interaction between the peaks.

(v) In the majority of the simulations the peaks vary slowly on the scale $t^{2/3}$ for sound, resp. $t^{3/5}$ for the heat peak. Thus it becomes meaningful to use as a fit the theoretical scaling function with λ_s , resp. λ_h , as only free parameter. This optimal choice has been denoted above as empirical value $\lambda_{s/h}^{\text{emp}}$. The error between the measured and theoretical shape function is less than 5%. However one observes that λ_s^{emp} and λ_h^{emp} are still changing in time signaling that the simulation has not yet reached the truly asymptotic regime. In some simulations $\lambda_{s/h}^{\text{emp}}$ drops monotonically in time and differs not too strongly from $\lambda_{s/h}$. One is then willing to believe that for even longer simulation times the asymptotic value is reached. But in other simulations there is a much stronger discrepancy, which asks for more explanations.

Mode-coupling is not specific to anharmonic chains. In principle any one-dimensional system with conserved fields can be handled by the same scheme. This offers the possibility to test the theory through other models, possibly finding systems with less strong finite time effects. One obvious choice are stochastic lattice gases with several type of particles like several lane TASEP [64, 43] and the AHR model [65, 66]. For them the couplings can be more easily adjusted than for anharmonic chains, which offers the possibility to test the dynamical phase diagram. Also anharmonic chains with a stochastic collision mechanism, respecting the conservation laws, have been studied in considerable detail [67, 68, 42].

6 Total current correlations

The total current is a fluctuation observable, in contrast to $S_{\alpha\alpha'}(j, t)$ which refers to the average of the product of two local observables. Thus we need some additional considerations to establish the link to nonlinear fluctuating hydrodynamics. For a ring of size N , $\Lambda_N = [1, \dots, N]$, the total currents are defined by

$$\vec{\mathcal{J}}_{\text{tot}, \Lambda_N}(t) = \frac{1}{\sqrt{N}} \sum_{j=1}^N \vec{\mathcal{J}}(j, t) \quad (6.1)$$

and the total current covariance reads

$$\Gamma_{\Lambda_N, \alpha\alpha'}(t) = \langle \mathcal{J}_{\text{tot}, \Lambda_N, \alpha}(t); \mathcal{J}_{\text{tot}, \Lambda_N, \alpha'}(0) \rangle_{P, \beta, \Lambda_N} = \sum_{j=1}^N \langle \mathcal{J}_{\alpha}(j, t); \mathcal{J}_{\alpha'}(0, 0) \rangle_{P, \beta, \Lambda_N} . \quad (6.2)$$

The cumulant $\langle \cdot; \cdot \rangle$ means that the static average is subtracted and system size is indicated explicitly. In the limit $N \rightarrow \infty$

$$\Gamma_{\alpha\alpha'}(t) = \sum_{j \in \mathbb{Z}} \langle \mathcal{J}_{\alpha}(j, t); \mathcal{J}_{\alpha'}(0, 0) \rangle_{P, \beta} . \quad (6.3)$$

For fixed t the integrand decays exponentially in j , but with a correlation length increasing in time.

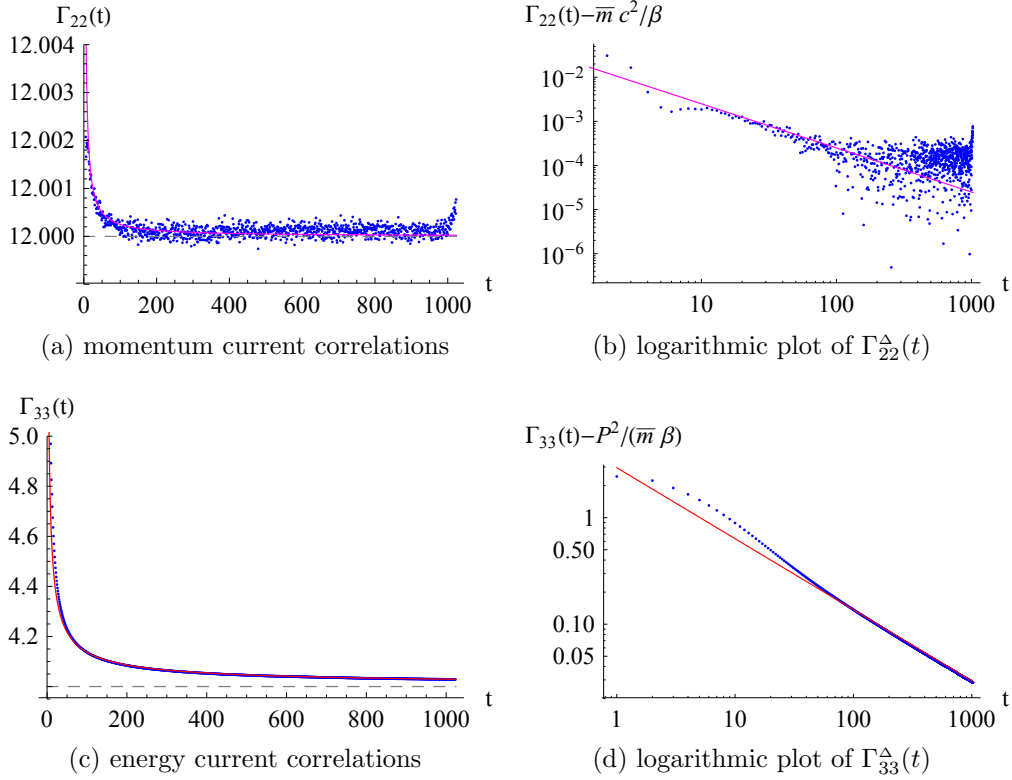


Figure 6: Total momentum and energy correlations for a hard-point particles with alternating masses

Before we emphasized the transformation to normal coordinates. For the currents we stick to the physical fields. The current $\mathcal{J}_{\text{tot}, \Lambda_N, 1}(t)$ is itself conserved. Thus only the $(2, 3)$ block has a time variation. Using stationarity and time-reversal, the diagonal elements are even, $\Gamma_{\alpha\alpha}(t) = \Gamma_{\alpha\alpha}(-t)$, while the off-diagonal elements are odd and satisfy

$$\Gamma_{23}(t) = -\Gamma_{23}(-t) = \Gamma_{32}(-t) = -\Gamma_{32}(t) . \quad (6.4)$$

Mode-coupling predicts that this matrix element vanishes. In our simulations we observe an exponential decay with a decay time of order 20 to 30. Thus the correlations of real interest are $\Gamma_{22}(t)$ and $\Gamma_{33}(t)$. For chains the latter is the most frequently simulated equilibrium time correlation. The momentum current correlations have been measured in [53, 69] and the momentum-energy cross correlations only recently in [70].

$\Gamma_{\Lambda_N, \alpha\alpha'}(t)$ is a fluctuation observable, for which the equivalence of ensembles does not hold. But the time-independent difference between microcanonical and canonical average can be computed explicitly. For the microcanonical ensemble, $\lim_{t \rightarrow \infty} \Gamma_{\Lambda_N, \text{micro}}(t) = 0$. On the other hand, there is no reason for $\Gamma_{\Lambda_N}(t)$ to vanish asymptotically if the canonical average, as in (6.2), is used. In fact, for infinite volume,

$$\lim_{t \rightarrow \infty} \Gamma_{22}(t) = \beta^{-1} c^2, \quad \lim_{t \rightarrow \infty} \Gamma_{33}(t) = \beta^{-1} P^2. \quad (6.5)$$

The asymptotic values in (6.5) are called Drude weight, which has received a lot of attention in the context of current correlations for integrable quantum chains. A non-zero Drude weight indicates that the correlator of the corresponding conserved field has a ballistically moving component, but it cannot resolve the structure of this component. For non-integrable anharmonic chains, the ballistic pieces are just the sharply concentrated sound peaks, while in the integrable case one expects to have a broad spectrum which expands ballistically.

The link to mode-coupling is achieved through the general observation that the current correlations are proportional to the memory kernel. We use its diagonal approximation and insert the asymptotic form of f_α . The memory kernel is in normal mode representation. Thus we still have to transform back to the physical fields through the R matrix. The computation can be found in [70] with the result

$$\begin{aligned} \Gamma_{22}^\Delta(t) &= \Gamma_{22}(t) - \beta^{-1} c^2 \\ &\simeq \frac{1}{2} (\lambda_h t)^{-3/5} \langle \psi_0, H^u \psi_0 \rangle^2 \int dx f_{\text{Lévy}, 5/3}(x)^2 + (\lambda_s t)^{-2/3} \langle \psi_1, H^u \psi_1 \rangle^2 \int dx f_{\text{KPZ}}(x)^2 \\ \Gamma_{33}^\Delta(t) &= \Gamma_{33}(t) - \beta^{-1} P^2 \simeq c^2 \beta^{-2} (\lambda_s t)^{-2/3} \int dx f_{\text{KPZ}}(x)^2, \end{aligned} \quad (6.6)$$

where $\{\psi_\alpha\}$ are the eigenvectors of A , $A\psi_0 = 0$, $A\psi_1 = c\psi_1$, see [29]. If (4.33) is satisfied, *e.g.* an even potential at $P = 0$, then the sound peak is diffusive, see Eq. (4.35), and the central peak is Lévy 3/2. Furthermore $\langle \psi_0, H^u \psi_0 \rangle = 0 = \langle \psi_1, H^u \psi_1 \rangle$. Hence $\Gamma_{22}(t) - \beta^{-1} c^2$ is expected to decay integrably, while

$$\Gamma_{33}(t) - \beta^{-1} P^2 \simeq c^2 \beta^{-2} (8\pi D_s t)^{-1/2}. \quad (6.7)$$

The energy current correlation is predicted to decay as $t^{-2/3}$ which has been reported in MD simulations already more than 15 years ago [51, 52]. The true mechanism behind the decay is actually somewhat subtle. From the conservation law it follows that the second moment of the heat peak is related to the second time derivate of the current correlation. Using the asymptotic form (4.27), including the cut-off at the sound peak, one arrives at

$$\frac{d^2}{dt^2} \int_{-ct}^{ct} dx x^2 f_0(x, t) \simeq \frac{8}{3\pi} (\lambda_h)^{5/3} c^{1/3} (\lambda_h t)^{-2/3}. \quad (6.8)$$

This argument overlooks that the scaling form is for the normal mode representation, while $\Gamma_{33}(t)$ refers to the physical energy current. The complete computation leads however to the same power law except for a different prefactor [70].

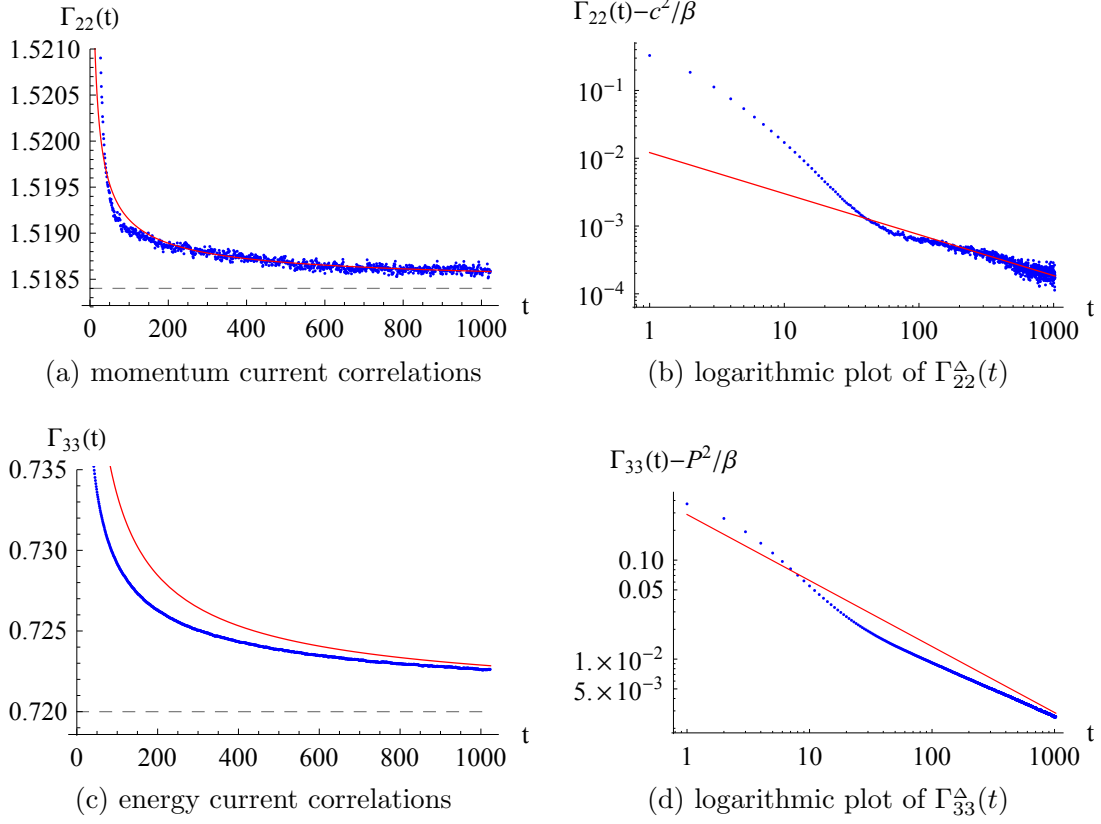


Figure 7: Total momentum and energy current correlations for a hard collision model with shoulder potential.

The momentum current correlation should decay as $t^{-3/5}$, which is a recent finding. However, its prefactor could vanish, in principle. Mode-coupling with the currently available precision would not provide an answer, then. In contrast the prefactor for $\Gamma_{33}(t)$ is strictly positive.

Our simulation results [70] are shown in Fig. 6,7. The parameters are as before, $N = 4096$, $t_{\max} = 1024$, shoulder: $\epsilon_0 = 1$, $P = 1.2$, $\beta = 2$, $c = 1.74$, and hard-point: $m_1/m_0 = 3$, $P = 2$, $\beta = 0.5$, $c = 1.73$. The red lines indicate the predictions based on mode-coupling. It is interesting to note that for the shoulder potential the evidence for a $t^{-2/3}$ decay is not so overwhelming as one might have anticipated and, by looking at a different time window, one could as well fit to a slightly different exponent. On the other hand the hard-point potential with alternating masses shows a very clean power law decay. Through MD with shoulder potential the predicted decay of $\Gamma_{22}(t)$ is well confirmed. However, for the hard-point potential it so happens that both prefactors, $\langle \psi_0, H^u \psi_0 \rangle$ and $\langle \psi_1, H^u \psi_1 \rangle$, vanish. Numerically we estimate a decay as t^{-1} . Again this is a strong qualitative support of nonlinear fluctuating hydrodynamics. One might have

thought that all hard-collision potentials have the same asymptotic power law for the momentum current correlation. This expectation is born out under the proviso that the respective prefactors do not vanish. Matrix elements, as $\langle \psi_0, H^u \psi_0 \rangle$, must come from a microscopic computation and cannot be deduced by a mere inspection of the potential.

An additional confirmation of (6.5), (6.7) has been accomplished recently [71]. For the potential $V(x) = \frac{1}{3}ax^3 + \frac{1}{4}x^4$, $\beta = 1$ and at $P = 0.59$ with $a = -2$, resp. at $P = -0.5$, $a = 1.89$, up to very small errors the signature of the \vec{G} matrices is identical to an even potential at $P = 0$. In the MD simulation the energy current is found to decay as $t^{-1/2}$ and the momentum current seems to be integrable. Keeping all parameters fixed and shifting slightly to $a = -2.7$, resp. $a = 2$, the decay as stated in (6.6) is restored.

7 Other 1D Hamiltonian systems

For the anharmonic chains studied so far, the potential depends only on $q_{j+1} - q_j$ and hence remains without change under spatial translations. Physically this property is obvious and seems hard to avoid. However there could be a substrate potential which forces the particles preferentially to particular locations. One could consider a two-component system, which then has an acoustic and an optical mode. The latter would be comparable to a one-component system with an on-site potential. Such considerations lead to the more general class of Hamiltonians

$$H_{\text{os}} = \sum_{j=1}^N \left(\frac{1}{2} p_j^2 + V_{\text{os}}(q_j) \right) + \sum_{j=1}^{N-1} V(q_{j+1} - q_j) \quad (7.1)$$

with some confining on-site potential V_{os} . The only conserved field is the energy. There is a unique equilibrium measure. The Euler currents vanish. From the perspective of fluctuating hydrodynamics all evidence points towards diffusive energy transport. For the case of a quadratic V and for $V_{\text{os}} = V_{\text{FPU}}$ very detailed MD simulation confirm diffusive transport [72].

More interesting are models with two conservation laws. We discuss separately coupled rotators, which can be thought of as a classical limit of a quantum Heisenberg chain, and the discrete nonlinear Schrödinger equation on a lattice, which is the classical field theory for lattice bosons.

Coupled rotators. The Hamiltonian of the rotator chain reads

$$H_{\text{CR}} = \sum_{j=1}^N \left(\frac{1}{2} p_j^2 + V(\varphi_{j+1} - \varphi_j) \right) \quad (7.2)$$

with periodic boundary conditions, $\varphi_{N+1} = \varphi_1$. At first glance we have only rebaptized q_j as φ_j . But the φ_j 's are angles and the p_j 's angular momenta. Hence the phase space is $(S^1 \times \mathbb{R})^N$ with S^1 denoting the unit circle. The standard choice for V is $V(\vartheta) = -\cos \vartheta$, but in our context any 2π -periodic potential is admitted. The equations of motion are

$$\frac{d}{dt} \varphi_j = p_j, \quad \frac{d}{dt} p_j = V'(\varphi_{j+1} - \varphi_j) - V'(\varphi_j - \varphi_{j-1}). \quad (7.3)$$

Obviously angular momentum is locally conserved with the angular momentum current

$$\mathcal{J}_1(j) = -V'(\varphi_j - \varphi_{j-1}). \quad (7.4)$$

As local energy we define $e_j = \frac{1}{2}p_j^2 + V(\varphi_{j+1} - \varphi_j)$. Then e_j is locally conserved, since

$$\frac{d}{dt}e_j = p_{j+1}V'(\varphi_{j+1} - \varphi_j) - p_jV'(\varphi_j - \varphi_{j-1}), \quad (7.5)$$

from which one reads off the energy current

$$\mathcal{J}_2(j) = -p_jV'(\varphi_j - \varphi_{j-1}). \quad (7.6)$$

For the angles, in analogy to the stretch, one defines the phase difference $\tilde{r}_j = \Theta(\varphi_{j+1} - \varphi_j)$, where Θ is 2π -periodic and $\Theta(x) = x$ for $|x| \leq \pi$. Because of the jump discontinuity the stretch is not conserved. A rotator chain has only two conserved fields.

To apply nonlinear fluctuating hydrodynamics one has to compute the Euler currents in local equilibrium. Since there are two conserved fields the canonical equilibrium state reads

$$\frac{1}{Z_N} \prod_{j=1}^N \exp \left[-\beta \left(\frac{1}{2}(p_j - u)^2 + V(\varphi_{j+1} - \varphi_j) \right) \right] d\varphi_j dp_j \quad (7.7)$$

with u the average angular momentum. Now

$$\langle \mathcal{J}_1(j) \rangle_N = -\langle V'(\varphi_j - \varphi_{j-1}) \rangle_N, \quad \langle \mathcal{J}_2(j) \rangle_N = -u \langle V'(\varphi_j - \varphi_{j-1}) \rangle_N, \quad (7.8)$$

average with respect to the canonical ensemble (7.7). We claim that

$$\lim_{N \rightarrow \infty} \langle V'(\varphi_j - \varphi_{j-1}) \rangle_N = 0. \quad (7.9)$$

For this purpose we expand in Fourier series as

$$e^{-V(\vartheta)} = \sum_{m \in \mathbb{Z}} a(m) e^{-im\vartheta}, \quad f(\vartheta) = \sum_{m \in \mathbb{Z}} \hat{f}(m) e^{-im\vartheta}. \quad (7.10)$$

Then, working out all Kronecker deltas from the integration over the φ_j 's, one arrives at

$$\langle f(\varphi_{j+1} - \varphi_j) \rangle_N = \left(\sum_{m \in \mathbb{Z}} a(m)^N \right)^{-1} \sum_{m \in \mathbb{Z}} a(m)^N \left(a(m)^{-1} \sum_{\ell \in \mathbb{Z}} \hat{f}(\ell - m) a(\ell) \right). \quad (7.11)$$

Since $a(0) > |a(m)|$ for all $m \neq 0$,

$$\lim_{N \rightarrow \infty} \langle f(\varphi_{j+1} - \varphi_j) \rangle_N = a(0)^{-1} \sum_{\ell \in \mathbb{Z}} \hat{f}(\ell) a(\ell) = \frac{1}{Z_1} \int_{-\pi}^{\pi} d\vartheta f(\vartheta) e^{-\beta V(\vartheta)}. \quad (7.12)$$

For $f(\vartheta) = V'(\vartheta)$, the latter integral vanishes because of periodic boundary conditions in ϑ . We conclude that both currents vanish on average.

As before we consider the infinite lattice with thermal expectation $\langle \cdot \rangle_{u,\beta}$ and form the equilibrium time correlations as

$$S_{\alpha\alpha'}(j, t) = \langle g_\alpha(j, t) g_{\alpha'}(0, 0) \rangle_{u,\beta} - \langle g_\alpha(0) \rangle_{u,\beta} \langle g_{\alpha'}'(0) \rangle_{u,\beta}, \quad (7.13)$$

$\vec{g}(j, t) = (p_j(t), e_j(t))$. p_j is odd and e_j is even under time reversal. Hence in the Green-Kubo formula the cross term vanishes. Thus, for large j, t , fluctuating hydrodynamics predicts

$$S_{\alpha\alpha'}(j, t) = \delta_{\alpha\alpha'} (4\pi D_\alpha t)^{-1/2} f_G((4\pi D_\alpha t)^{-1/2} j), \quad (7.14)$$

where f_G is the unit Gaussian. D_α is the diffusion coefficient of mode α . Of course, it can be written as a time-integral over the corresponding total current-current correlation, but its precise value has to be determined numerically. This has been done for the standard choice $V(x) = -\cos x$, to which we specialize now. For $\beta = 1$, with a lattice size $N = 500$, the diffusive peaks are well established at $t = 2000$ [73, 74]. Energy diffusion has been confirmed much earlier [75, 76].

At low temperatures one finds a different, perhaps more interesting scenario. At zero temperature, there is the one-parameter family of ground states with $\varphi_j = \bar{\varphi}$, $p_j = 0$. When heating up, under the canonical equilibrium measure, the phase φ_j jumps to φ_{j+1} with a jump size $\mathcal{O}(1/\sqrt{\beta})$. Next we have to understand how the conservation of \tilde{r}_j field is broken. In a pictorial language, the event that $|\varphi_{j+1}(t) - \varphi_j(t)| = \pi$ is called an umklapp for phase difference \tilde{r}_j or an umklapp process to emphasize its dynamical character. At low temperatures a jump of size π has a small probability of order $e^{-\beta\Delta V}$ with $\Delta V = 2$ the height of the potential barrier. Hence \tilde{r}_j is locally conserved up to umklapp processes occurring at a very small frequency only. This can be measured more quantitatively by considering the average

$$\Gamma_{\text{uk}}(t) = \sum_{j \in \mathbb{Z}} (\langle \tilde{r}_j(t) \tilde{r}_0(0) \rangle_{u,\beta} - \langle \tilde{r}_0 \rangle_{u,\beta}^2). \quad (7.15)$$

At $\beta = 1$, $\Gamma_{\text{uk}}(t)$ decays exponentially due to umklapp. But at $\beta = 5$ the decay rate is already very much suppressed, see [74].

In the low temperature regime it is tempting to use an approximation, where the potential $V(x) = -\cos x$ is Taylor expanded at the minimum $x = 0$. But such procedure would underestimate the regime of low temperatures, as can be seen from the example of a potential, still with $\Delta V = 2$, but several shallow minima. The proper small parameter is β^{-1} such that $\beta\Delta V > 1$. To arrive at an optimal low temperature hamiltonian, we first parametrize the angles $\varphi_1, \dots, \varphi_N$ through $r_j = \varphi_{j+1} - \varphi_j$ with $r_j \in [-\pi, \pi]$. To distinguish, we denote the angles in this particular parametrization by ϕ_j . The dynamics governed by H_{CR} corresponds to periodic boundary conditions at $r_j = \pm\pi$. For a low temperature description we impose instead specular reflection, i.e., if $r_j = \pm\pi$, then p_j, p_{j+1} are scattered to $p'_j = p_{j+1}$, $p'_{j+1} = p_j$. By fiat all umklapp processes are now suppressed, while between two umklapp events the CR dynamics and the low temperature dynamics are identical. The corresponding hamiltonian reads

$$H_{\text{CR,lt}} = \sum_{j=1}^N \left(\frac{1}{2} p_j^2 + \tilde{V}(\phi_{j+1} - \phi_j) \right) \quad (7.16)$$

with

$$\tilde{V}(x) = -\cos x \text{ for } |x| \leq \pi, \quad \tilde{V}(x) = \infty \text{ for } |x| > \pi, \quad (7.17)$$

periodic boundary conditions $\phi_{N+1} = \phi_1$ being understood. The pair (ϕ_j, p_j) are canonically conjugate variables. Note that as weights $\exp[-\beta H_{\text{CR}}] = \exp[-\beta H_{\text{CR,lt}}]$. Thus all equilibrium properties of the coupled rotators remain untouched.

The hamiltonian $H_{\text{CR,lt}}$ is a variant of the hard collision model with square well potential as discussed before, see [59]. The dynamics governed by $H_{\text{CR,lt}}$ has three conserved fields, the stretch $r_j = \phi_{j+1} - \phi_j$, the momentum p_j , and the energy $e_j = \frac{1}{2}p_j^2 + \tilde{V}(r_j)$. Because of $\phi_1 = \phi_{N+1}$, one has $\sum_{j=1}^N r_j = 0$. The model is in the dynamical phase characterized by an even potential at zero pressure.

We claim that, for $\beta\Delta V > 1$, the CR equilibrium time correlations are well approximated by those of $H_{\text{CR,lt}}$, provided the time of comparison is not too long. The latter correlations can be obtained within the framework of nonlinear fluctuating hydrodynamics. Thereby one arrives at fairly explicit dynamical predictions for the low temperature regime of the CR model.

One physically interesting information concerns the Landau-Placzek ratio at low temperatures. We use (4.29) and expand R^{-1} in $1/\beta$. To lowest order it suffices to use the harmonic approximation, $\tilde{V}(x) = \frac{1}{2}ax^2$, $a = 1$ for the cosine potential. Using the formulas in Appendix A of [29] one arrives at the following value for the Landau-Placzek ratios,

$$r\text{-}r : (2a\beta)^{-1}(1, 0, 1), \quad p\text{-}p : (2\beta)^{-1}(1, 0, 1), \quad e\text{-}e : (2\beta)^{-1}(a\ell^2, \beta^{-1}, a\ell^2). \quad (7.18)$$

The correlations are small, order β^{-1} . For the stretch correlations there is no central peak, to this order, and for the energy correlations the central peak is down by a factor β^{-1} relative to the sound peaks.

To have a unified picture we add \tilde{r}_j to the list of fields of physical interest. At high temperatures \tilde{r}_j is not conserved and one has diffusive spreading of the conserved fields. At low temperatures \tilde{r}_j is conserved up to small errors and the conventional three-peak structure, including universal shape functions, results. For extremely long times umklapp processes will happen and one expects that they force a cross over to the Gaussian scaling (7.14). The precise dynamical structure of such cross over still needs to be investigated.

Nonlinear Schrödinger equation on a lattice. A further example with a dynamically distinct low temperature phase is the nonlinear Schrödinger equation on the one-dimensional lattice. In this case the lattice field is $\psi_j \in \mathbb{C}$, for which real and imaginary part are the canonically conjugate fields. The Hamiltonian reads

$$H = \sum_{j=1}^N \left(\frac{1}{2}|\psi_{j+1} - \psi_j|^2 + \frac{1}{2}g|\psi_j|^4 \right) \quad (7.19)$$

with periodic boundary conditions and coupling $g > 0$. The sign of the hopping term plays no role, since it can be switched through the gauge transformation $\psi_j \rightsquigarrow e^{i\pi j}\psi_j$. The chain is non-integrable and the locally conserved fields are the number density $\rho_j = |\psi_j|^2$ and

the local energy $e_j = \frac{1}{2}|\psi_{j+1} - \psi_j|^2 + \frac{1}{2}g|\psi_j|^4$. Hence the canonical equilibrium state is given by

$$Z^{-1}e^{-\beta(H-\mu N)} \prod_{j=1}^N d\psi_j d\psi_j^*, \quad N = \sum_{j=1}^N |\psi_j|^2, \quad (7.20)$$

with the chemical potential μ . We assume $\beta > 0$. But also negative temperature states, in the microcanonical ensemble, have been studied [77, 78]. Then the dynamics is dominated by a coarsening process mediated through breathers. In equilibrium, the ψ -field has high spikes at random locations embedded in a low noise background, which is very different from the positive temperature states considered here. For them the density and energy currents are symbolically of the form $i(z - z^*)$, hence their thermal average vanishes. Both fields are expected to have diffusive transport. In fact, this is confirmed by MD simulations [79]. They also show Gaussian cross-correlations, which is possible since density and energy are both even under time reversal. In the previous studies [80] transport coefficients have been measured in the steady state set-up.

To understand the low temperature phase, it is convenient to transform to the new canonical pairs ρ_j, φ_j through

$$\psi_j = \sqrt{\rho_j} e^{i\varphi_j}. \quad (7.21)$$

In these variables the Hamiltonian becomes

$$H = \sum_{j=1}^N \left(-\sqrt{\rho_{j+1}\rho_j} \cos(\varphi_{j+1} - \varphi_j) + \rho_j + \frac{1}{2}g\rho_j^2 \right). \quad (7.22)$$

The equations of motion read then

$$\partial_t \varphi_j = -\partial_{\rho_j} H, \quad \partial_t \rho_j = \partial_{\varphi_j} H. \quad (7.23)$$

φ_j takes values on the circle S^1 and $\rho_j \geq 0$. From the continuity of $\psi_j(t)$ when moving through the origin, one concludes that at $\rho_j(t) = 0$ the phase jumps from $\varphi_j(t)$ to $\varphi_j(t) + \pi$.

One recognizes the similarity to the coupled rotators (7.2). But now the equilibrium measure carries a nearest neighbor coupling. For $\mu > 0$, in the limit $\beta \rightarrow \infty$ the canonical measure converges to the one-parameter family of ground states with $\rho_j = \bar{\varphi} = \mu/g$, $\varphi_j = \bar{\varphi}$ with $\bar{\varphi}$ uniformly distributed on S^1 . At low temperatures the field of phase differences \tilde{r}_j is approximately conserved. The low temperature hamiltonian is constructed in such a way that the equilibrium ensemble remains unchanged while all umklapp processes are suppressed. To achieve our goal we follow verbatim the CR blueprint. The phases are parametrized such that $\varphi_{j+1} - \varphi_j$ lies in the interval $[-\pi, \pi]$ and this particular parametrization denoted by ϕ_j . Umklapp is a point at the boundary of this interval. Now (ϕ_j, ρ_j) are a pair of canonically conjugate variables, only $\rho_j \geq 0$ instead of $p_j \in \mathbb{R}$. Thus the proper low temperature hamiltonian reads

$$H_{\text{lt}} = \sum_{j=0}^{N-1} \left(\sqrt{\rho_{j+1}\rho_j} U(\phi_{j+1} - \phi_j) + V(\rho_j) \right), \quad (7.24)$$

where

$$U(x) = -\cos(x) \text{ for } |x| \leq \pi, \quad U(x) = \infty \text{ for } |x| > \pi, \quad (7.25)$$

and

$$V(x) = x + \frac{1}{2}gx^2 \text{ for } x \geq 0, \quad V(x) = \infty \text{ for } x < 0. \quad (7.26)$$

The low temperature Hamiltonian has a nearest neighbor coupling, which complicates the scheme through which the \vec{G} matrices are determined [79]. Progress is achieved through the miraculous identity $\vec{j} = (\mu, P, \mu P)$ for the Euler currents. The \vec{G} coefficients are evaluated at $P = 0$. As for a generic anharmonic chain, one finds that $G_{00}^0 = 0$ and $G_{11}^1 \neq 0$. Thus the heat peak is predicted to be Lévy 5/3 and the sound peaks to be KPZ. The sound peak for the density-density correlation was first observed in [81] using k, ω space, see also [82]. In [79] we use normal mode representation, as explained in this article. The sound peaks fit nicely with KPZ, but the normalized heat peak is very broad and noisy, still with a shape not unlikely Lévy 5/3.

References

- [1] Green, M.S. (1954) Markoff random processes and the statistical mechanics of time-dependent phenomena. II. Irreversible processes in fluids. J. Chem. Phys. 22: pp. 398–413
- [2] Kubo, R. (1957) Statistical-mechanical theory of irreversible processes. I. General theory and simple applications to magnetic and conduction problems. J. Phys. Soc. Jap. 12: pp. 570–586
- [3] Kubo, R. (1959) Some aspects of the statistical-mechanical theory of irreversible processes. In: Lecture Notes in Theoretical Physics, ed. by W.E. Brittin, L.G. Dunham, pp. 120–203. Interscience Publ. 1959
- [4] Alder, B.J., Wainwright, T.E. (1970) Decay of the velocity autocorrelation function. Phys. Rev. A 1: pp. 18–21
- [5] Pomeau, Y., Résibois, P. (1975) Time-dependent correlation functions and mode-mode coupling theories. Phys. Rep. C 19: pp. 63–139
- [6] Ernst, M.H., Hauge, E.H., van Leeuwen, J.M.J. (1976) Asymptotic time behavior of correlation functions. II. Kinetic and potential terms. J. Stat. Phys. 15: pp. 7–22
- [7] Ortiz de Zarate, J.M., Sengers, J.V. (2006) Hydrodynamic Fluctuations in Fluids and Fluid Mixtures. Elsevier
- [8] Résibois, P., De Leener, M. (1977) Classical Kinetic Theory of Fluids. Wiley, New York
- [9] Sasamoto, T., Spohn, H. (2009) Superdiffusivity of the 1D lattice Kardar-Parisi-Zhang equation. J. Stat. Phys. 137: pp. 917–935

- [10] Kardar, M., Parisi, G., Zhang Y.-C. (1986) Dynamic scaling of growing interfaces. *Phys. Rev. Lett.* 56: pp. 889–892
- [11] Kupiainen, A., Renormalization group and stochastic PDE's (2014). arXiv:1410.3094
- [12] Bertini, L., Cancrini, N. (1995) The stochastic heat equation: Feynman-Kac formula and intermittence. *J. Stat. Phys.* 78: pp. 1377–1401
- [13] Bertini, L., Giacomin, G. (1997) Stochastic Burgers and KPZ equations from particle systems. *Comm. Math. Phys.* 183: pp. 571–607
- [14] Hairer, M. (2013) Solving the KPZ equation. *Annals Math.* 178: pp. 559–664
- [15] Hairer, M. (2014) A theory of regularity structures. *Invent. Math.* 198: pp. 269–504
- [16] Forster, D., Nelson, D.R., Stephen, M.J. (1977) Large-distance and long-time properties of a randomly stirred fluid. *Phys. Rev. A* 16: pp. 732–749
- [17] Prähofer, M., Spohn, H. (2004) Exact scaling functions for one-dimensional stationary KPZ growth. *J. Stat. Phys.* 115: pp. 255–279
- [18] Ferrari, P.L., Spohn, H. (2006) Scaling limit for the space-time covariance of the stationary totally asymmetric simple exclusion process. *Commun. Math. Phys.* 265: pp. 1–44
- [19] Baik, J., Ferrari, P.L., Pécché, S. (2010) Limit process of stationary TASEP near the characteristic line. *Comm. Pure Appl. Math.* 63: pp. 1017–1070
- [20] Ferrari, P.L., Spohn, H., Weiss, T., Brownian motions with one-sided collisions: the stationary case (2015). arXiv:1502.01468
- [21] Imamura, T., Sasamoto, T. (2012) Exact solution for the stationary KPZ equation. *Phys. Rev. Lett.* 108: pp. 190603
- [22] Imamura, T., Sasamoto, T. (2013) Stationary correlations for the 1D KPZ equation. *J. Stat. Phys.* 150: pp. 908–939
- [23] Borodin, A., Corwin, I., Ferrari, P.L., Vető, B., Height fluctuations for the stationary KPZ equation (2014). arXiv:1407.6977
- [24] Miloshevich, G., Nguenang, J.-P., Dauxois, T., Khomeriki, R., Ruffo, S. (2014) Instabilities in long-range oscillator chains. *Phys. Rev. E* 91: 032927
- [25] Fermi, E., Pasta, J., Ulam, S. (1965) Studies of nonlinear problems. Los Alamos report LA-1940 (1955), published in *Collected Papers of Enrico Fermi*, E. Segré (Ed.), University of Chicago Press
- [26] Toda, M. (1967) Vibration of a chain with a non-linear interaction. *J. Phys. Soc. Japan* 22: pp. 431–436

- [27] Even, N., Olla, S. (2014) Hydrodynamic limit for an Hamiltonian system with boundary conditions and conservative noise. *Arch. Rat. Mech. Appl.* 213: pp. 561–585
- [28] Bernardin, C., Olla, S., Non-equilibrium Macroscopic Dynamics of Chains of Anharmonic Oscillators, in progress
- [29] Spohn, H. (2014) Nonlinear fluctuating hydrodynamics for anharmonic chains. *J. Stat. Phys.* 154: pp.1191–1227
- [30] Tóth, B., Valkó, B. (2003) Onsager relations and Eulerian hydrodynamic limit for systems with several conservation laws. *J. Stat. Phys.* 112: pp. 497–521
- [31] Grisi, R., Schütz, G. (2011) Current symmetries for particle systems with several conservation laws. *J. Stat. Phys.* 145: pp. 1499–1512
- [32] Mendl, C.B. (2014) TU München, Dep. Math., www.github.com/cmendl/fluct-hydro-chains
- [33] van Saarloos, W., Bedeaux, D., Mazur, P. (1982) Non-linear hydrodynamic fluctuations around equilibrium. *Physica A* 110: pp. 147–170
- [34] Zubarev, D.N., Morozov, V.G. (1983) Statistical mechanics of nonlinear hydrodynamic fluctuations. *Physica A* 120: pp. 411–467
- [35] Prähofer, M. (2006) Exact scaling functions for one-dimensional stationary KPZ growth, www-m5.ma.tum.de/KPZ
- [36] van Beijeren, H. (2012) Exact results for anomalous transport in one-dimensional Hamiltonian systems. *Phys. Rev. Lett.* 108: pp. 180601
- [37] Narayan, O., Ramaswamy, S. (2002) Anomalous heat conduction in one-dimensional momentum conserving systems. *Phys. Rev. Lett.* 89: pp. 200601
- [38] Mendl, C.B., Spohn, H. (2013) Dynamic correlators of FPU chains and nonlinear fluctuating hydrodynamics. *Phys. Rev. Lett.* 111: pp. 230601
- [39] van Beijeren, H., Kutner, R., Spohn, H. (1985) Excess noise for driven diffusive systems. *Phys. Rev. Lett.* 54: pp. 2026–2029
- [40] Uchaikin, V., Zolotarev, V. (1999) *Chance and Stability, Stable Distributions and Applications*. W. de Gruyter, Berlin
- [41] Schütz, G.M., Formulas for mode-coupling calculations (2015). private communication
- [42] Spohn, H., Stoltz, G. (2015) Nonlinear fluctuating hydrodynamics in one dimension: the case of two conserved fields. *J. Stat. Phys.*, to appear, arXiv:1410.7896

- [43] Popkov, V., Schadschneider, A., Schmidt, J., Schütz, G.M., The Fibonacci family of dynamical universality classes (2015). arXiv:1505.04461
- [44] Campbell, D.K., Rosenau, P., Zaslavsky, G. (2005) Introduction: The Fermi-Pasta-Ulam problem – the first fifty years. *Chaos* 1: pp. 015101
- [45] Gallavotti, G. (2008) The Fermi-Pasta-Ulam Problem: a Status Report. *Lecture Notes in Physics* 728, Springer, Berlin
- [46] Dauxois, T., Peyrard, M., Ruffo, S. (2005) The Fermi-Pasta-Ulam “numerical experiment”: history and pedagogical perspectives. *E. J. Phys.* 26: pp. S3–S11
- [47] Izrailev, F.M., Chirikov, B.V. (1966) Statistical properties of a nonlinear string. *Soviet Phys. Dokl.* 11: pp. 30–31
- [48] Lepri, S., Livi, R., Politi, A. (1997) Heat conduction in chains of nonlinear oscillators. *Phys. Rev. Lett.* 78: pp. 1896–1899
- [49] Lepri, S., Livi, R., Politi, A. (2003) Thermal conduction in classical low-dimensional lattices. *Physics Reports* 377: pp. 1–80
- [50] Dhar, A. (2008) Heat transport in low-dimensional systems. *Adv. Physics* 57: pp. 457–537
- [51] Hatano, T. (1999) Heat conduction in the diatomic Toda lattice revisited. *Phys. Rev. E* 59: pp. R1–R4
- [52] Grassberger, P., Nadler, W., Yang, L. (2002) Heat conduction and entropy production in a one-dimensional hard-particle gas. *Phys. Rev. Lett.* 89: pp. 180601
- [53] Lee-Dadswell, G.R., Nickel, B.G., Gray, C.G. (2005) Thermal conductivity and bulk viscosity in quartic oscillator chains. *Phys. Rev. E* 72: pp. 031202
- [54] Prosen, T., Campbell, D. K. (2005) Normal and anomalous heat transport in one-dimensional classical lattices. *Chaos*, 15: pp. 015117
- [55] Zhao, H. (2006) Identifying diffusion processes in one-dimensional lattices in thermal equilibrium. *Phys. Rev. Lett.* 96: pp. 140602
- [56] Chen, S., Zhang, Y., Wang, J., Zhao, H. (2013) Diffusion of heat, energy, momentum and mass in one-dimensional systems. *Phys. Rev. E* 87: pp. 032153
- [57] Straka, M. (2013) KPZ scaling in the one-dimensional FPU α - β model. Master’s thesis, University of Florence
- [58] Das, S.G., Dhar, A., Saito, K., Mendl, C.B., Spohn, H. (2014) Numerical test of hydrodynamic fluctuation theory in the Fermi-Pasta-Ulam chain. *Phys. Rev. E* 90: pp. 012124

- [59] Mendl, C.B., Spohn, H. (2014) Equilibrium time-correlation functions for one-dimensional hard-point systems. *Phys. Rev. E* 90: pp. 012147
- [60] Delfini, L., Denisov, S., Lepri, S., Livi, R., Mohanty, P.K. (2007) Energy diffusion in hard-point systems. *Eur. Phys. J.* 146: pp. 21–35
- [61] Das, S.G., Dhar, A., Narayan, O. (2013) Heat conduction in the α - β -Fermi-Pasta-Ulam chain. *J. Stat. Phys.* 154: pp. 204–213
- [62] Benettin, G., Ponno, A., Christodoulidi, H. (2013) The Fermi–Pasta–Ulam problem and its underlying integrable dynamics. *Journ. Stat. Phys.* 152: pp. 195–212
- [63] van Beijeren, H., Posch, H., private communication, TU München, June 2013
- [64] Popkov, V., Schmidt, J., Schütz, G. (2014) Non-KPZ modes in two-species driven diffusive systems. *Phys. Rev. Lett.* 112: pp. 200602
- [65] Arndt, P.F., Heinzl, T., Rittenberg, V. (1999) Spontaneous breaking of translational invariance and spatial condensation in stationary states on a ring. I. The neutral system. *J. Stat. Phys.* 97: pp. 1–65
- [66] Ferrari, P.L., Sasamoto, T., Spohn, H. (2013) Coupled Kardar-Parisi-Zhang equations in one dimension. *J. Stat. Phys.* 153: pp. 377–399
- [67] Bernardin, C., Gonçalves, P., Jara, M., 3/4-superdiffusion in a system of harmonic oscillators perturbed by a conservative noise (2014). [arXiv:1402.1562](#)
- [68] Jara, M., Komorowski, T., Olla, S., Superdiffusion of energy in a chain of harmonic oscillators with noise (2014). [arXiv:1402.2988](#)
- [69] van Beijeren, H., Posch, H., private communication, GGI, Firenze, June 2014
- [70] Mendl, C.B., Spohn, H. (2015) Current fluctuations for anharmonic chains in thermal equilibrium. *J. Stat. Mech.* 03007
- [71] Lee-Dadswell, G.R. (2015) Universality classes for thermal transport in one-dimensional oscillator chains. *Phys. Rev. E* 91: pp. 032102
- [72] Aoki, K., Kusnezov, D. (2002) Non-equilibrium statistical mechanics of classical lattice ϕ^4 field theory. *Ann. Phys.* 295: pp. 50–80
- [73] Yunyun Li, Sha Liu, Nianbei Li, Hänggi, P., Baowen Li (2014) 1D momentum-conserving systems: the conundrum of anomalous versus normal heat transport. *New J. Phys.* 17: pp. 043064
- [74] Das, S.G., Dhar, A., Role of conserved quantities in normal heat transport in one dimension (2014). [arXiv:1411.5247](#)

- [75] Giardinà, C., Livi, R., Politi, A., Vassalli, M. (2000) Finite thermal conductivity in 1d lattices. *Phys. Rev. Lett.* 84: pp. 2144
- [76] Gendelman O.V., Savin, A.V. (2000) Normal heat conductivity of the one-dimensional lattice with periodic potential of nearest-neighbor interaction. *Phys. Rev. Lett.* 84: pp. 2381
- [77] Iubini, S., Lepri, S., Livi, R., Politi, A. (2013) Off-equilibrium dynamics of the discrete nonlinear Schrödinger chain. *J. Stat. Mech.*: P08017.
- [78] Iubini, S., Lepri, S., Politi, A. (2014) Coarsening dynamics in a simplified DNLS model (2013). *J. Stat. Phys.* 154: pp. 1057–1073
- [79] Mendl, C.B., Spohn, H., The low temperature dynamics of the one-dimensional discrete nonlinear Schrödinger equation (2015). *arXiv:1505.04218*
- [80] Iubini, S., Lepri, S., Politi, A. (2012) Nonequilibrium discrete nonlinear Schrödinger equation. *Phys. Rev. E* 86: pp. 011108
- [81] Kulkarni, M., Lamacraft, A. (2013) Finite-temperature dynamical structure factor of the one-dimensional Bose gas: From the Gross-Pitaevskii equation to the Kardar-Parisi-Zhang universality class of dynamical critical phenomena. *Phys. Rev. A* 88: pp. 021603(R)
- [82] Kulkarni, M., Huse, D., Spohn, H., Fluctuating hydrodynamics for a discrete Gross-Pitaevskii equation: mapping to Kardar-Parisi-Zhang universality class (2015). *arXiv:1502.06661*