

The Distortion Rate Function of Cyclostationary Gaussian Processes

Alon Kipnis*, Andrea J. Goldsmith* and Yonina C. Eldar†

Abstract

A general expression for the distortion rate function (DRF) of a cyclostationary Gaussian process in terms of its spectral properties is derived. This DRF is given by water-filling over the eigenvalues of a spectral density matrix associated with the polyphase components of the process. We use this expression to derive, in a closed form, the DRF of processes obtained by two important modulation techniques. We first show that the DRF of a bandlimited narrow-band Gaussian stationary process modulated by a deterministic sine-wave equals the DRF of the baseband process. We then show that the DRF of a Gaussian stationary process modulated by a train of pulses is given by reverse waterfilling over a PSD which is an aliased version of the energy of the pulse and the base process. Moreover, this last result is used to derive the indirect distortion-rate function of a stationary Gaussian process given its sub-Nyquist samples.

I. INTRODUCTION

The distortion rate function (DRF) describes the average minimal distortion achievable in sending an information source over a rate-limited noiseless link. Sources with memory possess an inherent statistical dependency which can be exploited in the context of data compression. However, not many closed-form expressions for the DRF of such sources are known, and those are usually limited to the class of stationary processes. Two notable exceptions are the Wiener process, derived by Berger [1], and auto-regressive Gaussian processes by Gray [2]. Indeed, information sources are rarely stationary in practice, and source coding techniques which are based on stationary assumptions about the source will likely achieve poor performance if the source has time-varying statistics.

Cyclostationary processes (CS) (also known as *periodically correlated processes* or *block-stationary processes*) are a class of non-stationary processes whose statistics are invariant to time shifts by integer multiples of a given time constant, denoted as the *period* of the process. As described in the survey by Gardner [3], CS processes have been used in many fields to model periodic time-variant phenomena. In particular, they arise naturally in synchronous communication where block coding and modulation by periodic signals are used. Spectral properties of CS processes, which will be used in our derivations, are also reviewed in [3] and in the references therein.

*Department of Electrical Engineering, Stanford University, CA

†Department of EE, Technion, Israel Institute of Technology, Haifa, Israel

This paper was presented in part at the 2014 international symposium on information theory, Honolulu, HI, USA.

Our study of the DRF of CS processes can be motivated by a very simple example: we are interested to find the distortion rate function of the process obtained by modulating a Gaussian stationary process $U(\cdot)$ by a cosine wave with a random phase, namely

$$X_{\Phi}(t) = \sqrt{2}U(t)\cos(2\pi f_0 t + \Phi), \quad t \in \mathbb{R}, \quad (1)$$

where Φ is uniformly distributed over $[0, 2\pi)$. This process is commonly given as an example of a wide-sense stationary process in signal processing textbooks (e.g. [4, Ex. 8.18]). Note that due to the random phase, $X(\cdot)$ is not Gaussian and in fact is non-ergodic. An upper bound on the DRF of $X(\cdot)$ can be obtained by the DRF of a stationary Gaussian process with the same second order statistics [5, Thm. 4.6.5]. The DRF of this Gaussian stationary process is given by reverse waterfilling over the PSD of the process, as derived by Pinsker in [6]. Using the theory of asymptotic mean stationary (AMS) processes [7], the DRF of $X(\cdot)$ can be found by averaging the DRF of each one of its possible realizations [8, Thm. 11.3.1], corresponding to different values of the phase $\varphi \in [0, 2\pi)$. In other words, the DRF of $X(\cdot)$ is the average over the DRF of the processes $X_{\varphi}(\cdot)$, $0 \leq \varphi < 2\pi$, obtained by fixing the phase in $X_{\Phi}(\cdot)$. However, while each of the processes $X_{\varphi}(\cdot)$ is Gaussian, $X_{\Phi}(\cdot)$ is no longer stationary, but is in fact CS.

When we turn back to the theory of AMS processes to obtain the DRF of $X_{\varphi}(\cdot)$, we discover that it is required to find the distribution of a process denoted the *stationary mean* of $X_{\varphi}(\cdot)$, as explained in [8]. Although the CS property of $X_{\varphi}(\cdot)$ implies that the distribution of the stationary mean is simply the sum of the distribution of all time shifts over a single period [7, Exc. 6.3.1], and even though each one of the summands is a Gaussian distribution, their sum is not a Gaussian distribution and the DRF cannot be evaluated. Therefore, using the AMS properties of $X_{\varphi}(\cdot)$ in an attempt to obtain its DRF leads to a dead end.

In this work we derive a general method to compute the DRF of Gaussian CS processes in terms of their spectral properties. This leads to an alternative way to compute the DRF of $X_{\varphi}(\cdot)$, and in fact shows that this DRF coincides with the DRF of the baseband stationary process $U(\cdot)$, provided $U(\cdot)$ is narrowband.

The main results of this paper are divided into two parts. In the first part we derive a general expression for evaluating the DRF of a second order Gaussian CS process in terms of its spectral properties. This expression is given in the form of a reverse waterfilling solution over the eigenvalues of a spectral density matrix defined in terms of the *time-varying spectral density* of the source. For discrete-time Gaussian processes, the size of this matrix equals the discrete period of the source. We extend our result to Gaussian CS processes in continuous time by taking increasingly finer discrete time approximations. The resulting expression is a function of the eigenvalues of an infinite matrix. In addition, we derive a lower bound on the DRF which has a more convenient analytic form and does not involve eigenvalue computation or limits. This bound is tight in the two extremes of $R = 0$ and $R \rightarrow \infty$.

In the second part we use our general DRF expression to determine the DRF of more specific classes of processes in closed form. Specifically:

- We derive a close form expression for the DRF of a pulse-amplitude modulated stationary Gaussian process

in terms of the spectrum of the baseband process and the modulating pulse. We then show how this result can be used to compute the indirect DRF of a sub-Nyquist sampled process, as previously obtained in [9].

- We compute the DRF of a Gaussian stationary narrowband process modulated by a sine wave, as given by (1). We show that the DRF of the modulated process equals that of the baseband stationary Gaussian process provided the latter is narrowband.

The rest of this paper is organized as follows: in Section II we define the source coding problem for Gaussian cyclostationary processes. In doing so we review concepts and notations from cyclostationarity and rate distortion theory of Gaussian processes. In Section III we derive our main result by describing the DRF of a Gaussian stationary process in terms of its spectral properties. In Sections IV and V we consider the special cases of pulse-amplitude modulation and amplitude modulation, respectively. Concluding remarks are provided in Section VI.

II. PRELIMINARIES

A. Cyclostationary Processes

Throughout this paper, we will consider only zero mean Gaussian processes in both discrete and continuous time. We use round brackets to denote a continuous time index and square brackets for a discrete time index, i.e.

$$X(\cdot) = \{X(t), t \in \mathbb{R}\},$$

and

$$X[\cdot] = \{X[n], n \in \mathbb{Z}\}.$$

Matrices and vectors will be denoted by bold letters.

The statistics of a zero mean Gaussian process $X(\cdot)$ is specified in terms of its autocorrelation function¹

$$R_X(t, \tau) \triangleq \mathbb{E}[X(t + \tau)X(t)].$$

If in addition the autocorrelation function is periodic in t with a fundamental period T_0 ,

$$R_X(t + T_0, \tau) = R_X(t, \tau),$$

¹ In [10] and in other references, the symmetric auto-correlation function

$$\bar{R}_X(t, \tau) \triangleq \mathbb{E}[X(t + \tau/2)X(t - \tau/2)] = R_X(t - \tau/2, \tau),$$

the corresponding CPSD $\hat{S}_X^n(f)$ and TPSD $\tilde{S}_X^j(f)$, are being used. The conversion between $\hat{S}^n(f)$ and the symmetric CPSD is given by

$$\hat{S}_X^n(f) = \hat{S}_X^n\left(f - \frac{n}{2T_0}\right).$$

then we say that $X(\cdot)$ is a *second order cyclostationary process* or simply *cyclostationary*² [3], [10].

Suppose that $R_X(t, \tau)$ has a convergent Fourier series representation in t for almost any $\tau \in \mathbb{R}$. Then the statistics of $X(\cdot)$ is uniquely determined by the *cyclic autocorrelation* (CA) function:

$$\hat{R}_X^n(\tau) \triangleq \frac{1}{T_0} \int_{-T_0/2}^{T_0/2} R_X(t, \tau) e^{-2\pi i n t / T_0} dt, \quad n \in \mathbb{Z}. \quad (2)$$

The Fourier transform of $\hat{R}_X^n(\tau)$ with respect to τ is denoted as the *cyclic power spectral density* (CPSD) function:

$$\hat{S}_X^n(f) = \int_{-\infty}^{\infty} \hat{R}_X^n(\tau) e^{-2\pi i \tau f} d\tau, \quad -\infty \leq f \leq \infty. \quad (3)$$

If $\hat{S}_X^n(f)$ is identically zero for all $n \neq 0$, then $R_X(t, \tau) = R_X(0, \tau)$ for all $0 \leq t \leq T$ and the process $X(\cdot)$ is stationary. In such a case $S_X(f) \triangleq \hat{S}_X^0(f)$ is the *power spectral density* (PSD) function of $X(\cdot)$. The *time-varying power spectral density* (TPSD) function [10, Sec. 3.3] of $X(\cdot)$ is defined by the Fourier transform of $R_X(t, \tau)$ with respect to τ , i.e.

$$S_X^t(f) \triangleq \int_{-\infty}^{\infty} R_X(t, \tau) e^{-2\pi i f \tau} d\tau. \quad (4)$$

The Fourier series representation implies that

$$S_X^t(f) = \sum_{n \in \mathbb{Z}} \hat{S}_X^n(f) e^{2\pi i n t / T_0}. \quad (5)$$

Associated with every cyclostationary process $X(\cdot)$ with period T_0 is a set of stationary discrete time processes $X^t[\cdot]$, $0 \leq t \leq T_0$, defined by

$$X^t[n] = X(T_0 n + t), \quad n \in \mathbb{Z}. \quad (6)$$

These processes are called the *polyphase components* (CP) of the cyclostationary process $X(\cdot)$. The cross-correlation function of $X^{t_1}[\cdot]$ and $X^{t_2}[\cdot]$ is given by

$$\begin{aligned} R_{X^{t_1} X^{t_2}}[n, k] &= \mathbb{E}[X[T_0(n+k) + t_1] X[T_0 n + t_2]] \\ &= R_X(T_0 n + t_2, T_0 k + t_1 - t_2) \\ &= R_X(t_2, T_0 k + t_1 - t_2). \end{aligned} \quad (7)$$

Since $R_{X^{t_1} X^{t_2}}[n, k]$ depends only on k , this implies that $X^{t_1}[\cdot]$ and $X^{t_2}[\cdot]$ are jointly stationary. The PSD of $X^t[\cdot]$ is given by

$$\begin{aligned} S_{X^t}(e^{2\pi i \phi}) &\triangleq \sum_{k \in \mathbb{Z}} R_{X^t X^t}[0, k] e^{-2\pi i \phi k} \\ &= \sum_{k \in \mathbb{Z}} R_X(t, T_0 k) e^{-2\pi i \phi k}, \quad -\frac{1}{2} \leq \phi \leq \frac{1}{2}. \end{aligned} \quad (8)$$

²It is customary to distinguish between wide-sense cyclostationarity which relates only to the second order statistics of the process, and strict-sense cyclostationarity which relates to the finite order statistics of the process [11, Ch. 10.4]. Both definitions coincide in the Gaussian case.

Using the spectral properties of sampled processes, we can use (8) and (5) to link between $S_{X^t}(e^{2\pi i\phi})$ and the CPSD of $X(\cdot)$ as follows:

$$\begin{aligned} S_{X^t}(e^{2\pi i\phi}) &= \frac{1}{T_0} \sum_{k \in \mathbb{Z}} S_X^t\left(\frac{\phi - k}{T_0}\right) \\ &= \frac{1}{T_0} \sum_{k \in \mathbb{Z}} \sum_{n \in \mathbb{Z}} \hat{S}_X^m\left(\frac{\phi - k}{T_0}\right) e^{2\pi i n t / T_0}. \end{aligned}$$

More generally, for $t_1, t_2 \in [0, T_0]$ we have

$$\begin{aligned} S_{X^{t_1} X^{t_2}}(e^{2\pi i\phi}) &= \sum_{k \in \mathbb{Z}} R_{X^{t_1} X^{t_2}}[0, k] e^{-2\pi i k \phi} \\ &= \frac{1}{T_0} \sum_{k \in \mathbb{Z}} S_X^{t_2}\left(\frac{\phi - k}{T_0}\right) e^{2\pi i (t_1 - t_2) \frac{\phi - k}{T_0}} \\ &= \frac{1}{T_0} \sum_{k \in \mathbb{Z}} \sum_{m \in \mathbb{Z}} \hat{S}_X^m\left(\frac{\phi - k}{T_0}\right) e^{2\pi i \left(m \frac{t_1}{T_0} + \frac{t_1 - t_2}{T_0} (\phi - k)\right)}. \end{aligned} \tag{9}$$

B. Discrete-Time Setting

We now turn to briefly describe the discrete time counterpart of the CA, CPSD, TPSD and the polyphase components defined in (2), (3), (4) and (6), respectively.

A discrete time zero mean Gaussian process $X[\cdot]$ is said to be CS with period $M \in \mathbb{N}$ if its covariance function

$$R_X[n, k] = \mathbb{E}[X[n+k]X[n]],$$

is periodic in k with period M . For $m = 0, \dots, M$, the m^{th} cyclic autocorrelation (CA) function of $X[\cdot]$ is defined as

$$\hat{R}_X^m[k] \triangleq \sum_{n=0}^{M-1} R_X[n, k] e^{-2\pi i n m / M}.$$

The m^{th} CPSD function is then given by

$$\hat{S}_X^m(e^{2\pi i\phi}) \triangleq \sum_{k \in \mathbb{Z}} \hat{R}_X^m[k] e^{-2\pi i \phi k},$$

and the discrete TPSD function is

$$S_X^n(e^{2\pi i\phi}) \triangleq \sum_{k \in \mathbb{Z}} R_X[n, k] e^{-2\pi i \phi k}.$$

Finally, we have the discrete time Fourier transform relation

$$S_X^n(e^{2\pi i\phi}) = \frac{1}{M} \sum_{m=0}^{M-1} \hat{S}_X^m(e^{2\pi i\phi}) e^{2\pi i \phi n m / M}.$$

The m -th stationary component $\bar{X}^m[\cdot]$, $0 \leq m \leq M-1$ of $\bar{X}[\cdot]$ is defined by

$$X^m[n] \triangleq X[Mn + m], \quad n \in \mathbb{Z}. \tag{10}$$

For $0 \leq m, r, n \leq M-1$ and $k \in \mathbb{Z}$ we have

$$\begin{aligned}
R_{X^m X^r}[n, k] &= \mathbb{E}[X^m[n+k]X^r[n]] \\
&= \mathbb{E}[X[Mn + Mk + m]X[Mn + r]] \\
&= R_X[Mn + r, Mk + m - r] \\
&= R_X[r, Mk + m - r].
\end{aligned} \tag{11}$$

Using properties of multi-rate signal processing we have

$$\begin{aligned}
S_{X^m X^r}(e^{2\pi i \phi}) &= \sum_{k \in \mathbb{Z}} R_X[r, Mk + m - r] e^{-2\pi i k \phi} \\
&= \frac{1}{M} \sum_{n=0}^{M-1} S_X^r\left(e^{2\pi i \frac{\phi-n}{M}}\right) e^{2\pi i (m-r) \frac{\phi-n}{M}}.
\end{aligned} \tag{12}$$

The discrete time counterpart of (9) is then

$$S_{X^m X^r}(e^{2\pi i \phi}) = \frac{1}{M} \sum_{k=0}^{M-1} \sum_{n=0}^{M-1} \hat{S}_X^n\left(e^{2\pi i \frac{\phi-k}{M}}\right) e^{2\pi i \frac{nr+(m-r)(\phi-k)}{M}}.$$

The functions $S_{X^m X^r}(e^{2\pi i \phi})$, $0 \leq m, r \leq M-1$ define an $M \times M$ matrix $\mathbf{S}_X(e^{2\pi i \phi})$ with $(m+1, r+1)$ th entry $S_{X^m X^r}(e^{2\pi i \phi})$. This matrix completely determines the statistics of $X[\cdot]$, and can be seen as the PSD matrix associated with the stationary vector valued process $\mathbf{X}^M[n]$ defined by the stationary components of $X[\cdot]$ as follows:

$$\mathbf{X}^M[n] \triangleq (X^0[n], \dots, X^{M-1}[n]), \quad n \in \mathbb{Z}. \tag{13}$$

Note that the $(r+1, m+1)$ th entry of the autocorrelation matrix of $\mathbf{X}^M[\cdot]$ is given by (11).

Examples of two important modulation models which result in CS processes are given below.

Example 1 (amplitude modulation (AM)). *Given a Gaussian stationary process $U(\cdot)$ with PSD $S_U(f)$, consider the process*

$$X_{AM}(t) = \sqrt{2}U(t) \cos(2\pi f_0 t + \varphi),$$

where $f_0 > 0$ and $\varphi \in [0, 2\pi)$ are deterministic constants. This process is CS with period $T_0 = f_0^{-1}$ and CPSD [12, Eq. 41]

$$\hat{S}_{AM}^m(f) = \frac{1}{2} \begin{cases} S_U(f + f_0) + S_U(f - f_0), & m = 0, \\ S_U(f \mp f_0) e^{\pm 2i\varphi}, & m \pm 2, \\ 0, & \text{otherwise.} \end{cases}$$

This leads to the TPSD

$$\begin{aligned}
S_X^t(f) &= \frac{1}{2} S_U(f + f_0) (1 + e^{-2(2\pi i f_0 t + \varphi)}) \\
&\quad + \frac{1}{2} S_U(f - f_0) (1 + e^{2(2\pi i f_0 t + \varphi)}).
\end{aligned} \tag{14}$$

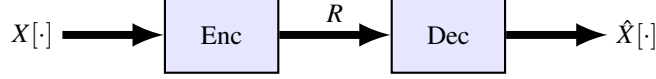


Fig. 1: General source coding model

Example 2 (pulse-amplitude modulation (PAM)). Consider a Gaussian stationary process $U(\cdot)$ modulated by a deterministic signal $p(t)$ as follows:

$$X_{PAM}(t) = \sum_{n \in \mathbb{N}} U(nT_0)p(t - nT_0).$$

This process is CS with period T_0 and CPSD [12, Eq. 49]

$$\hat{S}_{PAM}^n(f) = \frac{1}{T_0} P(f) P^* \left(f - \frac{n}{T_0} \right) S_U(f), \quad n \in \mathbb{Z}, \quad (15)$$

where $P(f)$ is the Fourier transform of $p(t)$ and $P^*(f)$ is its complex conjugate. If T_0 is small enough such that the support of $P(f)$ is contained within the interval $\left(-\frac{1}{2T_0}, \frac{1}{2T_0}\right)$, then $\hat{S}_{PAM}^n(f) = 0$ for all $n \neq 0$, which implies that $X_{PAM}(\cdot)$ is stationary.

C. Quadratic Gaussian Source Coding Theory

Consider the source coding problem described in Fig. 1 where $X[\cdot]$ is a zero mean Gaussian CS process. A block rate source code $(\bar{R}, 2N)$ is a mapping

$$\{X[-N], \dots, X[N]\} \rightarrow \{1, \dots, 2^{\bar{R}N}\} \rightarrow \{\hat{X}[N], \dots, \hat{X}[-N]\},$$

The fidelity criterion between two realizations $x[\cdot]$ and $\hat{x}[\cdot]$ is defined by

$$d(x[\cdot], \hat{x}[\cdot]) = \limsup_{N \rightarrow \infty} \frac{1}{2N} \sum_{n=-N}^{N-1} d(x[n], \hat{x}[n])$$

$$\limsup_{N \rightarrow \infty} \frac{1}{2N} \sum_{n=-N}^{N-1} (x[n] - \hat{x}[n])^2.$$

Since CS processes are a special case of AMS processes, it follows from [8, Thm 11.4.1] that the minimal distortion obtained over all block source codes of rate not exceeding \bar{R} is given by the *Shannon distortion-rate function* [8, Sec. 10.6] of $X[\cdot]$, defined as follows:

$$D(\bar{R}) = \lim_{N \rightarrow \infty} D_N(\bar{R}),$$

where

$$D_N(\bar{R}) = \inf_{\mathcal{C}_N(\bar{R})} \frac{1}{2N} \sum_{n=-N}^{N-1} \mathbb{E} (X[n] - \hat{X}[n])^2, \quad (16)$$

with $\mathcal{C}_N(\bar{R})$ the collection of all block $2N$ codes such that the mutual information satisfies

$$\frac{1}{2N} I(X[-N], \dots, X[N-1]; \hat{X}[-N], \dots, \hat{X}[N-1]) \leq \bar{R}.$$

We note that by its definition, the function $D_{\bar{X}}(R)$ is bounded by the average power of $\bar{X}[\cdot]$, which in the case of a second order CS process is given by

$$\begin{aligned}\sigma_{\bar{X}}^2 &= \lim_{N \rightarrow \infty} \frac{1}{2N} \sum_{n=-N}^{N-1} \mathbb{E}(\bar{X}[n])^2 = \lim_{N \rightarrow \infty} \frac{1}{2N} \sum_{n=-N}^{N-1} R_{\bar{X}}[n, 0] \\ &= \frac{1}{M} \sum_{n=0}^{M-1} R_{\bar{X}}[n, 0] = \hat{R}_{\bar{X}}^0[0].\end{aligned}$$

The source coding theorem in the case of a continuous time stationary processes was first defined and proved in [13]. Due to the practical importance of sampling in communication systems, we choose in this work to define the DRF of a Gaussian continuous time CS process $X(\cdot)$ by uniformly sampling it and letting the sampling interval goes to zero. For a Gaussian CS process $X(\cdot)$ and $h > 0$, define the discrete time process

$$\bar{X}_h[n] = \sqrt{h}X(hn), \quad n \in \mathbb{Z}.$$

The DRF of $X(\cdot)$ is defined by

$$D_X(R) \triangleq \lim_{h \rightarrow 0^+} D_{\bar{X}_h}(Rh), \quad (17)$$

where $D_{\bar{X}_h}(Rh)$ is the DRF of the process $\bar{X}_h[\cdot]$ at rate $\bar{R} = Rh$ bits per sample. This approach was described in [5], an is similar to an example given in [14]. In Appendix A we presents two mild conditions under which the limit in (17) exists and coincides with the definition of the DRF of a continuous time processes given in [15].

In the special case where $X[\cdot]$ is stationary with PSD function $S_X(e^{2\pi i\phi})$, the DRF is determined by the celebrated *reverse water-filling* solution. This was originally derived by Pinsker and was first reported in [16]:

Theorem 1 (reverse water-filling). *The DRF of a Gaussian stationary source $X[\cdot]$ is given by*

$$R(\theta) = \frac{1}{2} \int_{-\frac{1}{2}}^{\frac{1}{2}} \log^+ [S_X(e^{2\pi i\phi}) / \theta] d\phi. \quad (18a)$$

$$D_X(\theta) = \int_{-\frac{1}{2}}^{\frac{1}{2}} \min \{S_X(e^{2\pi i\phi}), \theta\} d\phi. \quad (18b)$$

The continuous-time version of (18) is

$$R(\theta) = \frac{1}{2} \int_{-\infty}^{\infty} \log^+ [S_X(f) / \theta] df. \quad (19a)$$

$$D_X(\theta) = \int_{-\infty}^{\infty} \min \{S_X(f), \theta\} df. \quad (19b)$$

Equations (18) and (19) define the distortion as a function of the rate through a joint dependency on the water level parameter θ . This is illustrated in Fig. 2.

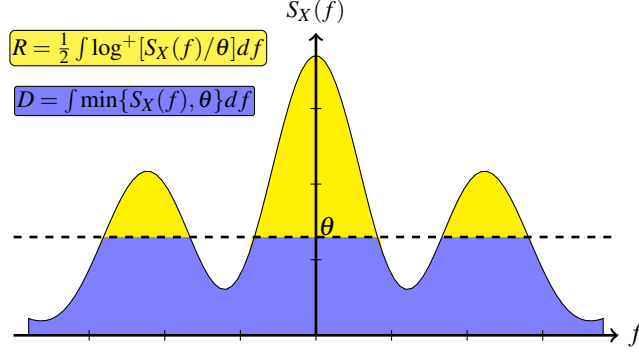


Fig. 2: Waterfilling interpretation of (19): the distortion $D(\theta)$ is given by integrating over the ‘error’ part of the spectrum (blue). The rate $R(\theta)$ is determined by the ‘preserved’ part through (19a).

In the case of an M -dimensional vector-valued process $\mathbf{X}[\cdot]$, we define

$$\begin{aligned} d(\mathbf{X}[n], \hat{\mathbf{X}}[n]) &\triangleq \frac{1}{M} \sum_{m=0}^{M-1} d(X_m[n], \hat{X}_m[n]) \\ &= \frac{1}{M} \sum_{m=0}^{M-1} \mathbb{E} (X_m[n] - \hat{X}_m[n])^2, \end{aligned} \quad (20)$$

where $\mathbf{X}[n] = (X_0[n], \dots, X_{M-1}[n])$. The extension of (18) to vector valued processes can be found in [17, Eq. (20) and (21)]:

$$R(\theta) = \sum_{m=1}^M \int_{-\frac{1}{2}}^{\frac{1}{2}} \frac{1}{2} \log^+ [\lambda_m(e^{2\pi i\phi}) / \theta] d\phi, \quad (21a)$$

$$D_{\mathbf{X}}(\theta) = \frac{1}{M} \sum_{m=1}^M \int_{-\frac{1}{2}}^{\frac{1}{2}} \min\{\lambda_m(e^{2\pi i\phi}), \theta\} d\phi, \quad (21b)$$

where $\lambda_1(e^{2\pi i\phi}), \dots, \lambda_M(e^{2\pi i\phi})$ are the eigenvalues of the PSD matrix $\mathbf{S}_{\mathbf{X}}(e^{2\pi i\phi})$ at frequency ϕ .

III. EVALUATING THE DRF OF A CS PROCESS

A. Discrete Time

We begin by obtaining a lower bound on the DRF of Gaussian cyclostationary processes. We note that the following proposition holds for any source distribution and distortion measure, although we will consider here only the quadratic Gaussian case.

Proposition 2. *Let $\mathbf{X}[\cdot]$ be a vector valued process of dimension M . The distortion-rate function of $\mathbf{X}[\cdot]$ satisfies*

$$D_{\mathbf{X}}(R) \geq \frac{1}{M} \sum_{m=0}^{M-1} D_{X_m}(R). \quad (22)$$

Proof: Any rate R code for the process $\mathbf{X}[\cdot]$ induces a rate R code on each of the coordinates $X_m[\cdot]$, $m = 0, \dots, M-1$. At each coordinate, this code cannot achieve lower distortion than the optimal rate R code for that coordinate. \blacksquare

Remark 3. Note that

$$\lim_{R \rightarrow \infty} D_{\mathbf{X}}(R) = 0 = \lim_{R \rightarrow \infty} \frac{1}{M} \sum_{m=0}^{M-1} D_{X_m}(R),$$

and

$$D_{\mathbf{X}}(0) = \frac{1}{M} \sum_{m=0}^{M-1} \sigma_{X_m}^2 = \frac{1}{M} \sum_{m=0}^{M-1} D_{X_m}(0),$$

that is, this bound is always tight for $R = 0$ and $R \rightarrow \infty$.

Example 3 (stationary vector source). For a Gaussian stationary vector process $\mathbf{Z}[\cdot] = (Z_0[\cdot], \dots, Z_{M-1}[\cdot])$, the bound (22) can be computed using (18) at each coordinate $Z_m[\cdot]$. This can be compared to the true value of $D_{\mathbf{Z}}(R)$ obtained by (21), leading to the inequality

$$\begin{aligned} \frac{1}{M} \sum_{m=1}^M \int_{-\frac{1}{2}}^{\frac{1}{2}} \min \{ \lambda_m(\mathbf{S}_{\mathbf{Z}}(e^{2\pi i \phi})), \theta \} df \\ \geq \frac{1}{M} \sum_{m=1}^M \int_{-\frac{1}{2}}^{\frac{1}{2}} \min \{ S_{Z_m}(e^{2\pi i \phi}), \theta_m \} df. \end{aligned}$$

Here θ satisfies the equation

$$R(\theta) = \frac{1}{2} \sum_{m=1}^M \int_{-\frac{1}{2}}^{\frac{1}{2}} \log^+ [\lambda_m(\mathbf{S}_{\mathbf{Z}}(e^{2\pi i \phi})) / \theta] df,$$

and for each $m = 1, \dots, M$, θ_m satisfies

$$R(\theta_m) = \int_{-\frac{1}{2}}^{\frac{1}{2}} \frac{1}{2} \log^+ [S_{Z_m}(e^{2\pi i \phi}) / \theta_m] df.$$

By generalizing the argument in the previous example we get the following theorem:

Theorem 4. Let $X[\cdot]$ be a discrete time Gaussian CS process with period $M \in \mathbb{N}$. The distortion rate function of $X[\cdot]$ satisfies

$$D_X(R) \geq \frac{1}{M} \sum_{m=0}^{M-1} \int_{-\frac{1}{2}}^{\frac{1}{2}} \min \{ S_{X^m}(e^{2\pi i \phi}), \theta_m \} d\phi, \quad (23)$$

where for each $m = 0, \dots, M-1$, θ_m satisfies

$$R(\theta_m) = \frac{1}{2} \int_{-\frac{1}{2}}^{\frac{1}{2}} \log^+ [S_{X^m}(e^{2\pi i \phi}) / \theta_m] d\phi. \quad (24)$$

Here

$$S_{X^m}(e^{2\pi i \phi}) \triangleq S_{X^m X^m}(e^{2\pi i \phi}) = \frac{1}{M} \sum_{n=0}^{M-1} S_X^m \left(e^{2\pi i \frac{\phi-n}{M}} \right)$$

is the PSD of the m^{th} PC of $X[\cdot]$.

Proof: The claim follows under the same reasoning as in Proposition 2. The summands on the RHS of (23) are the individual DRF of the PCs $X^m[\cdot]$, $m = 0, \dots, M-1$, of $X[\cdot]$ obtained by Theorem 1.

The bound in Theorem 4 is obtained by taking the average of the minimal distortion at rate R in describing each one of the PCs of $X[\cdot]$. For each such component $X^m[\cdot]$ there is an associated water level θ_m obtained by solving (24) for θ_m . The tightness of the bound is related to the correlation between the PCs: the more correlated the PCs are, the tighter the bound. Intuitively, this is because highly-correlated components means that most of the information can be extracted from just a few of them, so we can concentrate the coding effort on describing only those few.

Note that $R = 0$ corresponds to the case where θ_m is bigger than the essential supremum of $S_{X^m}(e^{2\pi i\phi})$, and the RHS of (23) equals the average over the total power of each one of the PC's of $X[\cdot]$, which are summed to $\sigma_X^2 = D_X(0)$. On the other hand, if $R \rightarrow \infty$ then $\theta_m \rightarrow 0$ for all $m = 0, \dots, M-1$, and again equality holds in (23). This behavior of the bound was anticipated in Remark 3.

The bound in Theorem 4 is not tight in general since some correlation between the PCs may exist, which leads to a redundant information in the overall code. The way to prevent this redundancy is by dividing the coding effort among orthogonal components of the process. The following theorem gives the DRF of any discrete time cyclostationary process in terms of the eigenvalues of the PSD-PC matrix.

Theorem 5. *Let $X[\cdot]$ be a zero mean discrete time Gaussian cyclostationary process with period $M \in \mathbb{N}$. The distortion rate function of $X[\cdot]$ is given by*

$$R(\theta) = \frac{1}{2} \sum_{m=1}^M \int_{-\frac{1}{2}}^{\frac{1}{2}} \log^+ [\lambda_m(e^{2\pi i\phi}) / \theta] d\phi, \quad (25a)$$

$$D(\theta) = \frac{1}{M} \sum_{m=1}^M \int_{-\frac{1}{2}}^{\frac{1}{2}} \min \{ \lambda_m(e^{2\pi i\phi}), \theta \} d\phi, \quad (25b)$$

where $\lambda_1(e^{2\pi i\phi}) \leq \dots \leq \lambda_M(e^{2\pi i\phi})$ are the eigenvalues of the PSD-PC matrix with $(m+1, r+1)^{th}$ entry given by

$$\mathbf{S}_{X^m X^r}(e^{2\pi i\phi}) = \frac{1}{M} \sum_{n=0}^{M-1} S_X^r(e^{2\pi i \frac{\phi-n}{M}}) e^{2\pi i(m-r) \frac{\phi-n}{M}}. \quad (26)$$

Proof: A full proof can be found in Appendix B. The idea is to use the polyphase decomposition (12) and the stationary vector valued process $\mathbf{X}^M[\cdot]$ defined in (13) whose PSD matrix is the PSD-PC matrix. It can be shown that the DRF of $X[\cdot]$ coincides with the DRF of $\mathbf{X}^M[\cdot]$. The result then follows by applying (21) to $\mathbf{X}^M[\cdot]$. ■

Theorem 5 has the waterfilling interpretation illustrated in Fig. 3: the DRF is obtained by setting a single water-level over all eigenvalues of (26).

B. Continuous Time

The bound in Theorem 4 can be extended to the continuous time case by approximating the outer integral in (27) by finite sums. This yields the following result:

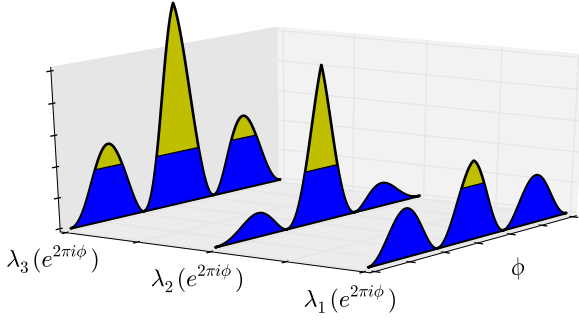


Fig. 3: Waterfilling interpretation of (25) for $M = 3$. The blue and the yellow parts are associated with equations (25b) and (25a), respectively.

Theorem 6. Let $X(\cdot)$ be a continuous time Gaussian cyclostationary process with period $T_0 > 0$. The distortion rate function of $X(\cdot)$ satisfies

$$D_X(R) \geq \frac{1}{T_0} \int_0^{T_0} \int_{-\frac{1}{2}}^{\frac{1}{2}} \min \left\{ \sum_{n \in \mathbb{Z}} S_X^t \left(\frac{\phi - n}{T_0} \right), \theta_t \right\} d\phi dt, \quad (27)$$

where for each $0 \leq t \leq T_0$, θ_t satisfies

$$R(\theta_t) = \frac{1}{2T_0} \int_{-\frac{1}{2}}^{\frac{1}{2}} \log^+ \left[\sum_{n \in \mathbb{Z}} S_X^t \left(\frac{\phi - n}{T_0} \right) / \theta_t \right] d\phi.$$

Proof: See Appendix C.

Example 4 (equality in (27)). Consider the PAM signal $X_{\text{PAM}}(\cdot)$ from Example 2 where the pulse $p(t)$ is given by

$$p(t) = \begin{cases} 1 & 0 \leq t < T_0, \\ 0 & \text{otherwise.} \end{cases}$$

The sample path of X_{PAM} has a staircase shape and is equivalent to the discrete time process $\bar{U}[\cdot] \triangleq \{U(nT_0), n \in \mathbb{Z}\}$ both in information rate and squared norm per period T_0 , which is enough to conclude that $D_{X_{\text{PAM}}}(R) = D_U(RT_0)$. Indeed, the PCs in this case are maximally correlated, in the sense that a realization of $X_{\text{PAM}}^0[\cdot] = \{X_{\text{PAM}}(nT_0), n \in \mathbb{Z}\}$ determines the value of $X_{\text{PAM}}^\Delta[\cdot] = \{X_{\text{PAM}}((n + \Delta)T_0), n \in \mathbb{Z}\}$ for all $0 \leq \Delta < 1$. In addition,

$$S_{X_{\text{PAM}}}^0(e^{2\pi i\phi}) = S_X^t(e^{2\pi i\phi}) = \sum_{n \in \mathbb{Z}} S_U \left(\frac{\phi - n}{T_0} \right),$$

for all $0 \leq t \leq T_0$, which is the PSD of the discrete time process $\bar{U}[\cdot]$. This implies that the RHS of (27) is the DRF of $U[\cdot]$.

Theorem 5 can be extended to the continuous time case as follows:

Theorem 7. Let $X(\cdot)$ be a Gaussian cyclostationary process with period T_0 . For a given $M \in \mathbb{N}$, denote

$$R(\boldsymbol{\theta}_M) = \frac{1}{2T_0} \sum_{m=1}^M \int_{-\frac{1}{2}}^{\frac{1}{2}} \log^+ [\lambda_m(e^{2\pi i \phi}) / \boldsymbol{\theta}_M] d\phi, \quad (28a)$$

$$D_M(\boldsymbol{\theta}_M) = \frac{1}{M} \sum_{m=1}^M \int_{-\frac{1}{2}}^{\frac{1}{2}} \min \{ \lambda_m(e^{2\pi i \phi}), \boldsymbol{\theta}_M \} d\phi, \quad (28b)$$

where $\lambda_1(e^{2\pi i \phi}) \leq \dots \leq \lambda_M(e^{2\pi i \phi})$ are the eigenvalues of the matrix $\mathbf{S}_X(e^{2\pi i \phi})$ with its $(m+1, r+1)^{th}$ entry given by

$$\begin{aligned} \frac{1}{T_0} \sum_{k \in \mathbb{Z}} S_X^{rT_0/M} \left(\frac{\phi - k}{T_0} \right) e^{2\pi i(m-r)\frac{\phi-k}{M}} \\ = \frac{1}{T_0} \sum_{k \in \mathbb{Z}} \sum_{n \in \mathbb{Z}} \hat{S}_X^n \left(\frac{\phi - k}{T_0} \right) e^{2\pi i \frac{nr + (m-r)(\phi-k)}{M}}. \end{aligned} \quad (29)$$

The distortion-rate function of $X(\cdot)$ is given by

$$D(R) = \limsup_{M \rightarrow \infty} D_M(\boldsymbol{\theta}_M(R)). \quad (30)$$

Proof: See Appendix D.

Limits of the form (30) have been obtained in closed-form using Szegő's Toeplitz distribution theorem [18, Section 5.2] when the underlying process is stationary and the matrix considered is Toeplitz [19], [5], [2] or block Toeplitz [20], [21]. Unfortunately, the matrix in (29) is not Toeplitz or block Toeplitz so Szegő's theorem is not applicable. To our knowledge, no similar result exists for the limiting distribution of eigenvalues for matrices of this type.

IV. PULSE-AMPLITUDE MODULATION

In this section we use our evaluation of the DRF from Section III to derive a closed form expression for the DRF of the PAM process $X(\cdot)$ given in Example 2. We later use this expression to solve the combined sampling and source coding problem presented in [9].

Theorem 8 (DRF of PAM). Let $X(\cdot)$ be defined by

$$X_{PAM}(t) = \sum_{n \in \mathbb{Z}} U(nT)p(t - nT), \quad t \in \mathbb{R},$$

where $U(\cdot)$ is a Gaussian stationary process with PSD $S_U(f)$ and $p(t)$ is an analog deterministic signal with $\int_{-\infty}^{\infty} |p(t)|^2 dt < \infty$ and Fourier transform $P(f)$. The distortion-rate function of $X_{PAM}(\cdot)$ is given by

$$R(\boldsymbol{\theta}) = \frac{1}{2} \int_{-\frac{1}{2T}}^{\frac{1}{2T}} \log^+ \left[\frac{\tilde{S}(f)}{\boldsymbol{\theta}} \right] df \quad (31a)$$

$$D(\boldsymbol{\theta}) = \int_{-\frac{1}{2T}}^{\frac{1}{2T}} \min \left\{ \tilde{S}(f), \boldsymbol{\theta} \right\} df \quad (31b)$$

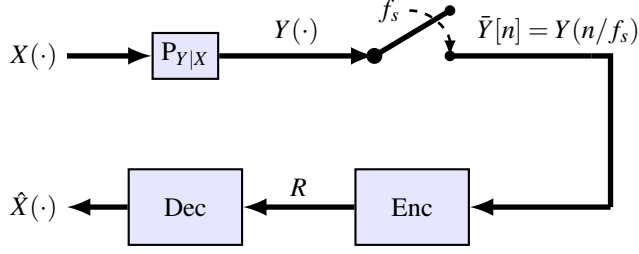


Fig. 4: Combined sampling and source coding system model.

where

$$\tilde{S}(f) \triangleq \sum_{k \in \mathbb{Z}} |P(f - k/T)|^2 S_U(f - k/T). \quad (32)$$

Proof: The entries of the matrix $\mathbf{S}(e^{2\pi i \phi})$ in Theorem 7 are obtained by using the CPSD of the PAM process (15) in (29). For all $M \in \mathbb{N}$, this leads to

$$\begin{aligned} \mathbf{S}_{m+1, r+1}(e^{2\pi i \phi}) &= \\ & \frac{1}{T^2} \sum_{k \in \mathbb{Z}} \left[P\left(\frac{\phi - k}{T}\right) S_U\left(\frac{\phi - k}{T}\right) e^{2\pi i(\phi - k)\frac{m-r}{M}} \right. \\ & \quad \left. \times \sum_{n \in \mathbb{Z}} P^*\left(\frac{\phi - n - k}{T}\right) e^{2\pi i\frac{nr}{M}} \right] \end{aligned} \quad (33)$$

$$= \frac{1}{T^2} \sum_{k \in \mathbb{Z}} P\left(\frac{\phi - k}{T}\right) S_U\left(\frac{\phi - k}{T}\right) e^{2\pi i(\phi - k)\frac{m}{M}} \quad (34)$$

$$\times e^{-2\pi i\frac{r\phi}{M}} \sum_{l \in \mathbb{Z}} P^*\left(\frac{\phi - l}{T}\right) e^{2\pi i\frac{lr}{M}}. \quad (35)$$

Since the expression in line (34) is independent of r and the one in (35) is independent of m , we conclude that the matrix $\mathbf{S}(e^{2\pi i \phi})$ is of rank one since it can be decomposed as a product of two M dimensional vectors. This means that the single non-zero eigenvalue $\lambda_M(e^{2\pi i \phi})$ of $\mathbf{S}(e^{2\pi i \phi})$ is given by its trace, which by the orthogonality of the functions $e^{2\pi i\frac{nr}{M}}$ in (33) is evaluated as

$$\lambda_M(e^{2\pi i \phi}) = \frac{M}{T^2} \sum_{k \in \mathbb{Z}} \left| P\left(\frac{\phi - k}{T}\right) \right|^2 S_U\left(\frac{\phi - k}{T}\right). \quad (36)$$

We now use (36) in (28). In order to obtain (31), we change the integration variable from ϕ to $f = \phi/T$ and the water-level parameter θ to $T\theta/M$. Note that the final expression is independent of M , so the limit in (30) is already given by this expression. ■

In what follows, we use Theorem 8 to solve the combined sub-Nyquist sampling and source coding problem considered in [9].

Combined Sampling and Source Coding

Consider the combined sampling and source coding problem depicted in Fig. 4. Here $X(\cdot)$ is a Gaussian stationary process, and $Y(\cdot)$ is another process jointly Gaussian and stationary with $X(\cdot)$. The discrete-time process $\bar{Y}[\cdot]$ is

obtained by uniformly sampling $Y(\cdot)$ at rate $f_s = T_s^{-1}$. We are looking for the function $D_{X|\bar{Y}}(f_s, R)$ that describes the quadratic minimal distortion in describing $X(\cdot)$ from a rate-limited version of the samples $\bar{Y}[\cdot]$, of rate R . Note that if $Y(\cdot)$ is sampled above its Nyquist rate, then

$$D_{X|\bar{Y}}(f_s, R) = D_{X|Y}(f_s, R),$$

and the problem reduces to finding the indirect distortion-rate function of $X(\cdot)$ given $Y(\cdot)$ which was solved in [22].

A closed form expression for $D_{X|\bar{Y}}(f_s, R)$ for any $f_s > 0$ was derived in [9] and is given by

$$R(\theta) = \frac{1}{2} \int_{-\frac{f_s}{2}}^{\frac{f_s}{2}} \log^+ \left[\widetilde{S}_{XY}(f) / \theta \right] df, \quad (37a)$$

$$D_{X|\bar{Y}}(\theta) = \text{mmse}_{X|\bar{Y}} + \int_{-\frac{f_s}{2}}^{\frac{f_s}{2}} \min \left\{ \widetilde{S}_{XY}(f), \theta \right\} df, \quad (37b)$$

where

$$\widetilde{S}_{XY}(f) \triangleq \frac{\sum_{k \in \mathbb{Z}} |S_{XY}(f - f_s k)|^2}{\sum_{k \in \mathbb{Z}} S_Y(f - f_s k)}, \quad (38)$$

and

$$\text{mmse}_{X|\bar{Y}} = \int_{-\infty}^{\infty} S_X(f) df - \int_{-\frac{f_s}{2}}^{\frac{f_s}{2}} \widetilde{S}_{XY}(f) df \quad (39)$$

is the minimal mean squared error (MSE) in estimating $X(\cdot)$ from $Y(\cdot)$.

We will now show how (37), which was previously proven in [9], can be obtained directly from Theorem 7:

Alternative proof to (37): The source coding problem of Fig. 4 can be seen as an indirect source coding problem [5] in which the analog process $X(\cdot)$ is described by observing the process $\bar{Y}[\cdot]$. Wolf and Ziv have proved in [23] a separation principle for such problems, which implies that the indirect DRF of $X(\cdot)$ given $\bar{Y}[\cdot]$ can be decomposed as

$$D_{X|\bar{Y}}(f_s, R) = \text{mmse}_{X|\bar{Y}} + D_{\tilde{X}}(R),$$

where $D_{\tilde{X}}(R)$ is the DRF of the optimal MSE estimator in estimating $X(\cdot)$ from the samples $\bar{Y}[\cdot]$, namely

$$\tilde{X}(t) = \mathbb{E}[X(t) | \bar{Y}[\cdot]], \quad t \in \mathbb{R}.$$

An expression for $\tilde{X}(t)$ was derived in [24], where it was shown that

$$\tilde{X}(t) = \sum_{n \in \mathbb{Z}} \bar{Y}[n] w(t - n/f_s) = \sum_{n \in \mathbb{Z}} Y(n/f_s) w(t - n/f_s),$$

with the Fourier transform of $w(t)$ given by

$$W(f) = \frac{S_{XY}^*(f)}{\sum_{k \in \mathbb{Z}} S_Y(f - kf_s)}. \quad (40)$$

The estimation error $\text{mmse}_{X|\bar{Y}}$ is given by (39). It follows that $\tilde{X}(\cdot)$ is a CS process with period f_s^{-1} . Its distortion rate function is given by Theorem 8. Substituting (40) in (31) and using $T = f_s^{-1}$ leads to (38), and consequently (37).

Note that if the support of $S_Y(f)$ is contained in the interval $(-f_s/2, f_s/2)$, then $W(f) = S_Y(f)$ and there is no loss of information due to sampling. In this case, the function $D_{X|\bar{Y}}(f_s, R)$ is the indirect DRF of $X(\cdot)$ given

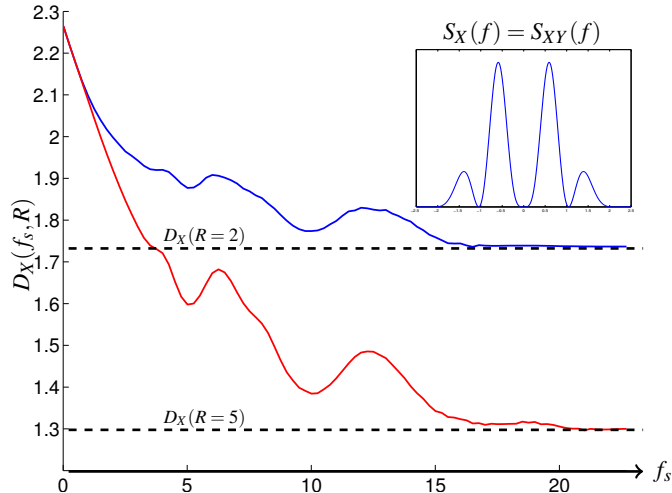


Fig. 5: Indirect distortion-rate of a Gaussian stationary process given its sub-Nyquist samples. The figure shows the distortion as a function of the sampling rate f_s for two values of the source coding rate R . The PSD of the stationary input is given in the small frame.

$Y(\cdot)$, which was derived by Dobrushin and Tsybakov in [22]. The function $D_{X|Y}(f_s, R)$ is illustrated in Fig. 5 for $S_X(f) = S_{XY}(f) = S_Y(f)$ and a fixed value of R .

V. AMPLITUDE MODULATION

In this section we turn back to the two processes discussed in the introduction as our motivating example, and evaluate their DRF using Theorem 7.

Consider the process $X_\Phi(\cdot)$ obtained by modulating a stationary Gaussian process $U(\cdot)$ by a cosine-wave of frequency f_0 and a random phase, as defined in (1). It is an elementary exercise [4, Ex. 8.18] to show that the process $X_\Phi(\cdot)$ is stationary with PSD

$$S_\Phi(f) = \frac{1}{2}S_U(f - f_0) + \frac{1}{2}S_U(f + f_0). \quad (41)$$

While a source coding theorem for stationary processes is well known, it is not clear how to evaluate the DRF of $X_\Phi(\cdot)$ which is a non-ergodic and non-Gaussian process. From [5, Thm. 4.6.5], an upper bound on $D_{X_\Phi}(R)$ is obtained by the DRF of a Gaussian process with the same PSD (41) through the reverse-waterfilling (19). However, it seems that $D_{X_\Phi}(R)$ cannot be determined solely from the second order statistics of $X_\Phi(\cdot)$.

Note that the random phase of $X_\Phi[\cdot]$ can be handled using an asynchronous block code [8, Ch. 11.6], i.e. by adding a short prefix consisting of a source synchronization word to each block. Indeed, the following proposition follows directly from the proof of Theorem 11.6.1 in [8]:

Proposition 9. For any $\varphi \in [0, 2\pi)$ (deterministic), the DRF of the process $X_\varphi(\cdot)$ coincides with the DRF of the process

$$X_\varphi(t) = \sqrt{2}U(t) \cos(2\pi f_0 t + \varphi), \quad t \in \mathbb{R}.$$

It was noted in Example 1 above that $X_\varphi(\cdot)$ is CS with the SCD function (14). If we assume that f_0 is bigger than twice the support of $S_U(f)$, then we have the following result:

Proposition 10. Let $U(\cdot)$ be a Gaussian stationary process bandlimited to $(-f_B, f_B)$. Let $f_0 > 2f_B$. The DRF of the process

$$X_\varphi(t) = \sqrt{2}U(t) \cos(2\pi f_0 t + \varphi), \quad t \in \mathbb{R},$$

equals the DRF of the stationary Gaussian process $U(\cdot)$.

Proposition 10 follows by using formula (46) in Theorem 7. This leads to an expression which is independent of M and therefore there is no need to take the limit in (30). A detailed proof can be found in Appendix E.

As a result of Propositions 9 and 10 we conclude the following:

Theorem 11. Let $U(\cdot)$ be a Gaussian stationary process bandlimited to $(-f_B, f_B)$. Assume that Φ is uniformly distributed over $(0, 2\pi)$ and $f_0 > 2f_B$. The distortion rate function of the process

$$X_\Phi(t) = \sqrt{2}U(t) \cos(2\pi f_0 t + \Phi), \quad t \in \mathbb{R},$$

equals the distortion-rate function of the process $U(\cdot)$.

It is important to note that the DRF of a Gaussian process with the same PSD as the stationary process $X_\Phi(\cdot)$ is strictly bigger than the DRF of the base-band process $U(\cdot)$. That is, the PSD of $X_\Phi(\cdot)$ is not the right function to look at from a distortion-rate theory perspective. The DRF of the process $X_\Phi(\cdot)$ is plotted in Fig. 6 for a given baseband spectrum $S_U(f)$. Also shown in Fig. 6 is the lower bound of Theorem 6 and the upper bound obtained by the DRF of a Gaussian with the PSD (41).

VI. CONCLUSIONS

We have derived an expression for the distortion-rate function (DRF) of a class of Gaussian processes with periodically time varying statistics, known as cyclostationary processes. This DRF is computed by reverse waterfilling over eigenvalues of a spectral density matrix associated with the source. In the continuous time counterpart the solution is given in terms of a limit of a function of these eigenvalues. We leave open the question of whether there exists a closed form solution to this limit in general.

In addition, we derived a bound on the DRF which does not require eigenvalues computation. This bound can be applied to any source which can be separated into stationary components, and is not limited to CS processes. It is tight at least in the two extreme cases of zero and infinite rate.

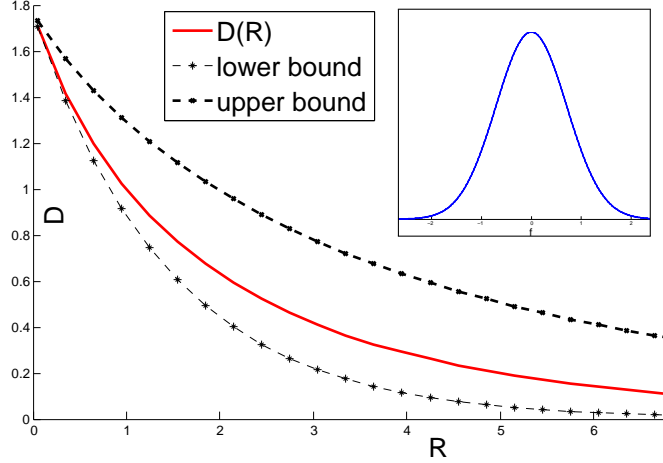


Fig. 6: The DRF of the process $X_{\Phi}(\cdot)$ in (1), the lower bound of Theorem 6, where the PSD of the baseband process $U(\cdot)$ is taken to be the pulse given in the small frame.

We demonstrated the usefulness of the expressions we derived in finding the DRF of sources obtained by modulating Gaussian stationary processes with a pulse train and with a cosine wave. The DRF in these two important modulation schemes is given in closed form in terms of the PSD of the baseband stationary processes.

APPENDIX A

DEFINITION OF THE DRF OF A CONTINUOUS TIME PROCESS BY SAMPLING

Consider the following definition for the DRF for continuous time processes based on the Karhunen Loeve expansion, which was given by Gel'fand and Yaglom who also proved an adequate coding theorem [25] (see also [15, Ch 9.7]):

Define the distortion between two waveforms $x(\cdot)$ and $y(\cdot)$ over the interval $[-T, T]$ by

$$d_T(x(\cdot), y(\cdot)) \triangleq \frac{1}{2T} \int_{-T}^T (X(t) - Y(t))^2 dt.$$

The mutual information rate between $X(\cdot)$ and $Y(\cdot)$ on the interval $[-T, T]$ is defined by

$$I_T(X(\cdot), Y(\cdot)) \triangleq \frac{1}{2T} \lim_{N \rightarrow \infty} I(\mathbf{X}_{-N}^N; \mathbf{Y}_{-N}^N),$$

where $\mathbf{X}_{-N}^N = (X_{-N}, \dots, X_N)$, $\mathbf{Y}_{-N}^N = (Y_{-N}, \dots, Y_N)$ and the X_n s and Y_n s are the coefficient in the Karhunen-Loeve expansion of $X(\cdot)$ and $Y(\cdot)$, respectively, over the interval $[-T, T]$ (see [15, Ch 9.7] or [5] for the precise definition of the mutual information in this case). The rate-distortion function (RDF) of $X(\cdot)$ is defined by

$$R(D) = \inf_T R_T(D) = \lim_{T \rightarrow \infty} R_T(D),$$

where

$$R_T(D) = \inf I_T(X(\cdot); \hat{X}(\cdot))$$

and the infimum is over the class \mathcal{P}_T of joint probability distributions $P_{X,\hat{X}}$ over the waveforms $(X(\cdot), \hat{X}(\cdot))$ such that the marginal of $X(\cdot)$ is the same as the original distribution, and the average distortion $\mathbb{E}d_T(X(\cdot), \hat{X}(\cdot))$ does not exceed D .

The DRF of $X(\cdot)$ is simply the inverse function $D(R)$. It is well known that $R(D)$ is a non decreasing convex function of D , and therefore continuous in D . It follows that $D(R)$ can be defined by

$$D(R) = \lim_{T \rightarrow \infty} D_T(R), \quad (42)$$

where

$$D_T(R) = \inf \mathbb{E}d_T(X(\cdot), \hat{X}(\cdot)) \quad (43)$$

and the infimum is over the class \mathcal{P}_T of all joint probability distributions $P_{X,\hat{X}}$ of the processes $(X(\cdot), \hat{X}(\cdot))$ such that the marginal of $X(\cdot)$ is the same as the original distribution, and such that

$$I_T(X(\cdot); \hat{X}(\cdot)) \leq R.$$

Recall that for a pair of random processes $X(\cdot)$ and $Y(\cdot)$, we defined in Subsection II-C their sampled version $X_h[\cdot]$ and $Y_h[\cdot]$ by

$$X_h[n] = X(hn), \quad Y_h[n] = Y(hn), \quad n \in \mathbb{Z},$$

respectively. We will introduce the following two assumptions over the class of \mathcal{P}_T in the minimization (43):

(A1) (regularity) for any joint distribution of $(X(\cdot), Y(\cdot))$ over $[-T, T]$ in \mathcal{P}_T ,

$$\lim_{h \rightarrow 0^+} \mathbb{E} \bar{d}_{[T/h]}(X_h[\cdot], Y_h[\cdot]) = \mathbb{E}d_T(X(\cdot), Y(\cdot)),$$

where

$$\bar{d}_N(x[\cdot], y[\cdot]) \triangleq \frac{1}{2N+1} \sum_{n=-N}^N (x[n] - y[n])^2,$$

and the convergence is uniform in T .

(A2) (information stability) for any joint distribution of $(X(\cdot), Y(\cdot))$ over $[-T, T]$ in \mathcal{P}_T ,

$$\lim_{h \rightarrow 0^+} I_{T,h}(X(\cdot), Y(\cdot)) = I_T(X(\cdot), Y(\cdot)),$$

where

$$\begin{aligned} I_{T,h}(X(\cdot); Y(\cdot)) \\ \triangleq \frac{1}{2T} I(\{X(nh), |n| \leq T/h\}; \{Y(nh), |n| \leq T/h\}), \end{aligned}$$

and the convergence is uniform in T .

Remark 12. If $x(\cdot)$ and $y(\cdot)$ are Riemann integrable over $[-T, T]$, then

$$\begin{aligned}
& \lim_{h \rightarrow 0^+} \bar{d}_{[T/h]}(x_h[\cdot], y_h[\cdot]) \\
&= \lim_{h \rightarrow 0^+} \frac{2T/h}{[2T/h]} \frac{h}{2T} \sum_{|n| \leq T/h} (x_h[n] - y_h[n])^2 \\
&= \lim_{h \rightarrow 0^+} \frac{1}{2T} \sum_{|n| \leq T/h} (x(nh) - y(nh))^2 h \\
&= \frac{1}{2T} \int_{-T}^T (x(t) - y(t))^2 dt \\
&= d_T(x(\cdot), y(\cdot)).
\end{aligned}$$

This implies that almost surely Riemann integrability is enough for (A1) to hold. In particular, this does not impose a significant restriction on \mathcal{P}_T since in most cases of interests every stochastic process has a version which is almost surely Riemann integrable [26].

Remark 13. Assumption (A2) relates to the information stability of the class \mathcal{P}_T . Information stable processes and the various definitions of information measures between random processes in continuous time were studied extensively by Gelf'and and Yaglom in [25] and by Pinsker in [27]. In particular, Pinsker gave conditions on the class of jointly stationary processes such that (A2) holds, which seems to be extendable to the class of Gaussian CS processes (see the remark in [27, Ch. 7.5]).

It turns out that assumptions (A1) and (A2) are enough in order to change the limiting order in the definitions (17) and (42), and thus guarantee their equivalence. The details are as follows:

Theorem 14. Assume that in the definition of $D(R)$ the minimization is over the class \mathcal{P}_T that satisfy (A1) and (A2) in addition to the other assumptions in the definition. Then

$$\lim_{h \rightarrow 0^+} D_{X_h}(Rh) = D(R).$$

where $D_h(Rh)$ is the DRF of the process $X_h[\cdot]$ at $\bar{R} = Rh$ as defined in Subsection II-C.

Proof: Fix $R > 0$ and $\varepsilon > 0$. There exist $\delta > 0$, T_0 and a joint distribution $P_{X, \hat{X}} \in \mathcal{P}_{T_0}$ such that

$$D(R) + \varepsilon > d_{T_0}(X(\cdot), \hat{X}(\cdot)),$$

and

$$I_{T_0}(X(\cdot), \hat{X}(\cdot)) \leq R - \delta,$$

where $\delta > 0$ is chosen according to ε by the continuity of $D(R)$ in R . From (A1) and (A2) there exists $h_0 > 0$ such that for any $0 < h < h_0$:

$$\bar{d}_{[T_0/h]}(X_h[\cdot], \hat{X}_h[\cdot]) - \varepsilon < d_{T_0}(X(\cdot), \hat{X}(\cdot)),$$

and

$$I_{T_0,h}(X(\cdot), \hat{X}(\cdot)) \leq I_{T_0}(X(\cdot), \hat{X}(\cdot)) + \delta/2 \leq R - \delta < R.$$

Note that

$$\begin{aligned} hR &\geq hI_{T_0,h}(X(\cdot), \hat{X}(\cdot)) \\ &= \frac{h}{2T_0} I(X_h[-N], \dots, X_h[N]; \hat{X}_h[-N], \dots, \hat{X}_h[N]) \\ &= \left(\frac{\lfloor T_0/h \rfloor}{T_0/h} \right) \frac{1}{2N} I(X_h[-N], \dots, X_h[N]; \hat{X}_h[-N], \dots, \hat{X}_h[N]) \end{aligned}$$

where $N = \lfloor T_0/h \rfloor$ and $\left(\frac{\lfloor T_0/h \rfloor}{T_0/h} \right) \rightarrow 1$ as $h \rightarrow 0^+$. Form the definition of $D_{X_h}(Rh)$ we obtain

$$D_{X_h}(Rh) \leq \bar{d}_{\lfloor T_0/h \rfloor}(X_h[\cdot], \hat{X}_h[\cdot]) \leq D(R) + \varepsilon$$

for all $h < h_0$. This implies that

$$\limsup_{h \rightarrow h^+} D_{X_h}(Rh) \leq D(R). \quad (44)$$

On the other hand, given $X(\cdot)$, $R > 0$ and $\varepsilon > 0$, let $\hat{X}_h[\cdot]$ be the discrete time random process induced by the block codes in the definition of $D_{X_h}(Rh)$. That is, for every $N \in \mathbb{N}$ and $h > 0$ we have

$$\mathbb{E} \bar{d}_N(X_h[\cdot], \hat{X}_h[\cdot]) - \varepsilon < D_{X_h}(Rh),$$

and

$$\frac{1}{2N} (X_h[-N], \dots, X_h[N]; \hat{X}_h[-N], \dots, \hat{X}_h[N]) \leq Rh,$$

Fix $T > 0$ and let $\hat{X}(\cdot)$ be a random waveform over $[-T, T]$ such that $\hat{X}(hn) = \hat{X}_h[n]$ for all $h > 0$, $|n| \leq T/h$, and such that the joint probability distribution $P_{X, \hat{X}} \in \mathcal{P}_T$ satisfy (A1) and (A2). Set $N_0 = \lfloor T/h \rfloor$. Since

$$\begin{aligned} \lim_{h \rightarrow 0^+} I_{T,h}(X[\cdot], \hat{X}[\cdot]) \\ = \frac{1}{2N_0} (X_h[-N_0], \dots, X_h[N_0]; \hat{X}_h[-N_0], \dots, \hat{X}_h[N_0]) \leq R, \end{aligned}$$

and since $X(\cdot)$ and $\hat{X}(\cdot)$ satisfy (A2), for every $\delta > 0$ there exists h_0 small enough such that for all $0 < h < h_0$,

$$I_T(X(\cdot), \hat{X}(\cdot)) \leq R + \delta. \quad (45)$$

Choose $\delta > 0$ in (45) such that $D(R) - D(R + \delta) < \varepsilon$. From the definition of $D(R)$ it follows that $X(\cdot)$ and $\hat{X}(\cdot)$ must satisfy

$$d_T(X(\cdot), \hat{X}(\cdot)) \geq D(R + \delta) \geq D(R) + \varepsilon,$$

for any $h < h_0$. In addition, from (A1) there exists $h_1 < h_0$ such that for all $h < h_1$,

$$d_T(X(\cdot), \hat{X}(\cdot)) \leq \bar{d}_{N_0}(X[\cdot], \hat{X}[\cdot]) \leq D_{X_h}(Rh) - \varepsilon.$$

It follows that for all $h < h_1$

$$D(R) + \varepsilon \leq d_T(X(\cdot), \hat{X}(\cdot)) \leq D_{X_h}(Rh) - \varepsilon.$$

This implies that

$$\liminf_{h \rightarrow \infty} D_{X_h}(Rh) \geq D(R),$$

which together with (44) leads to $\lim_{h \rightarrow 0^+} D_{X_h}(Rh) = D(R)$. ■

APPENDIX B

PROOF OF THEOREM 5

Consider the vector valued process $\mathbf{X}^M[\cdot]$ defined in (13). The rate-distortion function of $\mathbf{X}^M[\cdot]$ is given by (21):

$$R(\theta) = \frac{1}{2} \sum_{m=1}^M \int_{-\infty}^{\infty} \log^+ [\lambda_m(e^{2\pi i\phi}) / \theta] d\phi, \quad (46a)$$

$$D(\theta) = \frac{1}{M} \sum_{m=1}^M \int_{-\infty}^{\infty} \min \{ \lambda_m(e^{2\pi i\phi}), \theta \} d\phi, \quad (46b)$$

where $0 \leq \lambda_1(e^{2\pi i\phi}) \leq \dots \leq \lambda_M(e^{2\pi i\phi})$ are the eigenvalues of the spectral density matrix $\mathbf{S}_{\mathbf{X}^M}(e^{2\pi i\phi})$ obtained by taking the Fourier transform of covariance matrix $\mathbf{R}_{\mathbf{X}}[k] = \mathbb{E}[X^M[n+k](X^M[n])^T]$ entry-wise. The (m, r) th entry of $\mathbf{S}_{\mathbf{X}^M}(e^{2\pi i\phi})$ is given by (12):

$$\begin{aligned} (\mathbf{S}_{\mathbf{X}^M}(e^{2\pi i\phi}))_{m,r} &= S_X^{m,r}(e^{2\pi i\phi}) \\ &= \frac{1}{M} \sum_{k=0}^{M-1} S_X^r(e^{2\pi i\frac{\phi-k}{M}}) e^{2\pi i(m-r)\frac{\phi-k}{M}}. \end{aligned} \quad (47)$$

It is left to show that the DRF of $\mathbf{X}^M[\cdot]$ coincides with the DRF of $X[\cdot]$. By the source coding theorem for AMS processes [8, Thm. 11.4.1] it is enough to show that the operational block coding distortion-rate function ([8, Ch. 11.2]) of both processes is identical. Indeed, any N block codebook for $\mathbf{X}^M[\cdot]$ is an MN block codebook for $X[\cdot]$ which achieves the exact same distortion as defined in (16) and (20). However, since $\mathbf{X}^M[\cdot]$ is stationary, by [8, Lemma. 11.2.3] we know that the infimum distortion over block codebooks for $\mathbf{X}^M[\cdot]$ is achieved as N goes to infinity. This implies that the infimum distortion over block N codebooks for $X[\cdot]$ is also achieved as N goes to infinity, and this infimum is the same as that of $\mathbf{X}^M[\cdot]$.

APPENDIX C

PROOF OF THEOREM 6

Given a Gaussian cyclostationary process $X(\cdot)$ with period $T_0 > 0$, we define the discrete-time process $\bar{X}[\cdot]$ obtained by uniformly sampling $X(\cdot)$ at intervals T_0/M , i.e.

$$\bar{X}[n] = X(nT_0/M), \quad n \in \mathbb{Z}.$$

The autocorrelation function of $\bar{X}[\cdot]$ satisfies

$$\begin{aligned}
R_{\bar{X}}[n+M, k] &= \mathbb{E}[\bar{X}[n+M+k]\bar{X}[n+M]] \\
&= \mathbb{E}[X(nT_0/M+T_0+kT_0/M)X(nT_0/M+T_0)] \\
&= R_X(nT_0/M+T_0, kT_0/M+T_0) \\
&= R_X(nT_0/M, kT_0/M) \\
&= R_{\bar{X}}[n, k],
\end{aligned}$$

which means that $\bar{X}[\cdot]$ is a discrete-time Gaussian cyclostationary process with period M . The TPSD of $\bar{X}[\cdot]$ is given by

$$S_{\bar{X}}^m(e^{2\pi i\phi}) = \frac{M}{T_0} \sum_{k \in \mathbb{Z}} S_X^{mT_0/M} \left(\frac{M}{T_0}(\phi - k) \right).$$

This means that the PSD of the m^{th} PC of $\bar{X}[\cdot]$ is

$$\begin{aligned}
S_{\bar{X}}^m(e^{2\pi i\phi}) &= \frac{1}{M} \sum_{n=0}^{M-1} S_{\bar{X}}^m \left(e^{2\pi i \frac{\phi-n}{M}} \right) \\
&= \frac{1}{T_0} \sum_{n=0}^{M-1} \sum_{k \in \mathbb{Z}} S_X^{mT_0/M} \left(\frac{\phi - Mk - n}{T_0} \right) \\
&= \frac{1}{T_0} \sum_{l \in \mathbb{Z}} S_X^{mT_0/M} \left(\frac{\phi - l}{T_0} \right).
\end{aligned}$$

From Theorem 4 we conclude that the DRF of $\bar{X}[\cdot]$ satisfies

$$D_{\bar{X}}(\bar{R}) \geq \frac{1}{M} \sum_{m=0}^{M-1} \int_{-\frac{1}{2}}^{\frac{1}{2}} \min \left\{ \frac{1}{T_0} \sum_{l \in \mathbb{Z}} S_X^{mT_0/M} \left(\frac{\phi - l}{T_0} \right), \theta_m \right\} d\phi, \quad (48)$$

where for all $m = 0, \dots, M-1$, θ_m is determined by

$$\bar{R} = \frac{1}{2} \int_{-\frac{1}{2}}^{\frac{1}{2}} \log^+ \left[\frac{1}{T_0} \sum_{l \in \mathbb{Z}} S_X^{mT_0/M} \left(\frac{\phi - l}{T_0} \right) / \theta_m \right] d\phi.$$

Denote $t = mT_0/M$. As M approaches infinity, the RHS of (48) converges to the integral with respect to t over the interval $(0, T_0)$, which implies

$$D_{\bar{X}}(\bar{R}) \geq \frac{1}{T_0} \int_0^{T_0} \int_{-\frac{1}{2}}^{\frac{1}{2}} \min \left\{ \sum_{l \in \mathbb{Z}} S_X^t \left(\frac{\phi - l}{T_0} \right), \theta_t \right\} d\phi, \quad (49)$$

and

$$\bar{R} = \frac{1}{2} \int_{-\frac{1}{2}}^{\frac{1}{2}} \log^+ \left[\sum_{l \in \mathbb{Z}} S_X^{mT_0/M} \left(\frac{\phi - l}{T_0} \right) / \theta_m \right] d\phi, \quad (50)$$

where we denoted $\theta_t = T_0 \theta_m$. In order to go from \bar{R} to R we divide (50) by T_0 , so that (49) and (50) lead to (27).

APPENDIX D
PROOF OF THEOREM 7

Recall that we define the DRF of an analog process by uniformly sampling it and taking the sampling interval to zero. Given a Gaussian CS process $X(\cdot)$ with period $T_0 > 0$, we define the discrete-time process $\bar{X}[\cdot]$ by

$$\bar{X}[n] = X(nT_0/M), \quad n \in \mathbb{Z}.$$

We have seen in the proof of Theorem 6 that $\bar{X}[\cdot]$ is a Gaussian CS process with period M and TPSD function

$$S_{\bar{X}}^m(e^{2\pi i\phi}) = \frac{M}{T_0} \sum_{k \in \mathbb{Z}} S_X^{mT_0/M} \left(\frac{M}{T_0}(\phi - k) \right), \quad m = 0, \dots, M-1.$$

By applying Theorem 5 to $\bar{X}[\cdot]$, we obtain an expression for the DRF of $\bar{X}[\cdot]$ as a function of M :

$$\bar{R}(\theta_M) = \frac{1}{2} \sum_{m=1}^M \int_{-\frac{1}{2}}^{\frac{1}{2}} \log^+ [\lambda_m(e^{2\pi i\phi}) / \theta_M] d\phi, \quad (51a)$$

$$D_M(\theta_M) = \frac{1}{M} \sum_{m=1}^M \int_{-\frac{1}{2}}^{\frac{1}{2}} \min \{ \lambda_m(e^{2\pi i\phi}), \theta_M \} d\phi, \quad (51b)$$

where $\lambda_1(e^{2\pi i\phi}) \leq \dots \leq \lambda_M(e^{2\pi i\phi})$ are the eigenvalues of the matrix with $(m+1, r+1)^{\text{th}}$ entry

$$\begin{aligned} S_{\bar{X}^m \bar{X}^r}(e^{2\pi i\phi}) &= \frac{1}{M} \sum_{n=0}^{M-1} S_X^r \left(e^{2\pi i \frac{\phi-n}{M}} \right) e^{2\pi i(m-r) \frac{\phi-n}{M}} \\ &= \frac{1}{T_0} \sum_{n=0}^{M-1} \sum_{k \in \mathbb{Z}} S_X^{rT_0/M} \left(\frac{\phi - n - kM}{T_0} \right) e^{2\pi i(m-r) \frac{\phi-n}{M}}, \\ &= \frac{1}{T_0} \sum_{l \in \mathbb{Z}} S_X^{rT_0/M} \left(\frac{\phi - l}{T_0} \right) e^{2\pi i(m-r) \frac{\phi-l}{M}}. \end{aligned} \quad (52)$$

Denote the matrix defined by (52) as $\mathbf{S}_M(e^{2\pi i\phi})$. Note that in (51) we can replace θ_M with $\theta'_M = \theta/M$ and obtain

$$\begin{aligned} \bar{R}(\theta'_M) &= \frac{1}{2} \sum_{m=1}^M \int_{-\frac{1}{2}}^{\frac{1}{2}} \log^+ \left[\frac{1}{M} \lambda_m(e^{2\pi i\phi}) / \theta'_M \right] d\phi, \\ D_M(\theta'_M) &= \sum_{m=1}^M \int_{-\frac{1}{2}}^{\frac{1}{2}} \min \left\{ \frac{1}{M} \lambda_m(e^{2\pi i\phi}), \theta'_M \right\} d\phi. \end{aligned}$$

Under the assumption of a convergent Fourier series representation for $S_X^t(f)$ in t , we obtain that for any $\phi \in (-\frac{1}{2}, \frac{1}{2})$,

$$\begin{aligned} \frac{1}{M} \text{Tr } \mathbf{S}_M(e^{2\pi i\phi}) &= \frac{1}{M} \sum_{m=1}^M \lambda_m(e^{2\pi i\phi}) \\ &= \frac{1}{T_0 M} \sum_{m=0}^{M-1} \sum_{l \in \mathbb{Z}} S_X^{mT_0/M} \left(\frac{\phi - l}{T_0} \right) \\ &= \frac{1}{T_0} \sum_{l \in \mathbb{Z}} \sum_{n \in \mathbb{Z}} \hat{S}_X^n \left(\frac{\phi - l}{T_0} \right) \frac{1}{M} \sum_{m=0}^{M-1} e^{2\pi i m n / M} \\ &= \frac{1}{T_0} \sum_{l \in \mathbb{Z}} \hat{S}_X^0 \left(\frac{\phi - l}{T_0} \right) < \infty. \end{aligned}$$

It follows that $\text{Tr } \mathbf{S}_M(e^{2\pi i\phi})/M$ and therefore $\lambda_M(e^{2\pi i\phi})/M$ are bounded in M . This implies that θ'_M is also bounded in M . In addition, by concavity of the function $x \rightarrow \min\{x, x_0\}$ and Jensen's inequality it follows from (51b) that

$$\begin{aligned} D_M(\theta'_M) &\leq \int_{-\frac{1}{2}}^{\frac{1}{2}} \min \left\{ \frac{1}{M} \sum_{m=1}^M \lambda_m(e^{2\pi i\phi}), \theta_M \right\} d\phi \\ &\leq \int_{-\frac{1}{2}}^{\frac{1}{2}} \frac{1}{M} \text{Tr } \mathbf{S}_M(e^{2\pi i\phi}) d\phi \\ &= \int_{-\frac{1}{2}}^{\frac{1}{2}} \frac{1}{T_0} \sum_{l \in \mathbb{Z}} \hat{S}_X^0 \left(\frac{\phi - l}{T_0} \right) d\phi \\ &= \int_{-\infty}^{\infty} \hat{S}_X^0(f) df = \frac{1}{T_0} \int_{-T_0/2}^{T_0/2} R_X(t, 0) dt = \sigma_X^2. \end{aligned}$$

From the definition of the DRF for continuous-time processes, the DRF of $X(\cdot)$ is obtained by taking the limit $M \rightarrow \infty$ in (51), which is guaranteed to be finite since $D_M(\theta_M) = D_M(\theta'_M)$ is bounded. Finally, we divide \bar{R} by T_0 in order to go from bits per sample to bits per time unit.

APPENDIX E

PROOF OF PROPOSITION 10

Since $X(\cdot)$ is a Gaussian CS process with period $T_0 = f_0^{-1}$, the DRF of $X(\cdot)$ is obtained by using Theorem 7 with the SCD (14). For all $M \in \mathbb{N}$ and $m, r = 0, \dots, M-1$ we have,

$$\begin{aligned} \mathbf{S}_{m+1, r+1}(e^{2\pi i\phi}) &= \\ &\frac{f_0}{2} \sum_{k \in \mathbb{Z}} S_U(f_0(\phi - k - 1)) \left(1 + e^{4\pi i r/M} \right) e^{2\pi i(m-r)\frac{\phi-k}{M}} \\ &\quad + \frac{f_0}{2} \sum_{k \in \mathbb{Z}} S_U(f_0(\phi - k + 1)) \left(1 + e^{-4\pi i r/M} \right) e^{2\pi i(m-r)\frac{\phi-k}{M}}. \end{aligned}$$

Under the assumption that $f_0 > 2f_B$ we have that for all $\phi \in (-\frac{1}{2}, \frac{1}{2})$, $S_U(f_0(\phi - k \pm 1)) = 0$ for all $k \neq \pm 1$. This leads to

$$\begin{aligned} \mathbf{S}_{m+1, r+1}(e^{2\pi i\phi}) & \tag{53} \\ &= S_U(f_0\phi) \frac{f_0(1 + e^{4\pi i r/M})}{2} e^{2\pi i(\phi+1)\frac{m-r}{M}} \\ &\quad + S_U(f_0\phi) \frac{f_0(1 + e^{-4\pi i r/M})}{2} e^{2\pi i(\phi-1)\frac{m-r}{M}} \\ &= 2f_0 S_U(f_0\phi) e^{2\pi i\frac{m-r}{M}\phi} \cos\left(2\pi \frac{m}{M}\right) \cos\left(2\pi \frac{r}{M}\right). \tag{54} \end{aligned}$$

From (54) we conclude that the matrix $\mathbf{S}(e^{2\pi i\phi})$ can be written as

$$\mathbf{S}(e^{2\pi i\phi}) = 2f_0 S_U(f_0\phi) \mathbf{S}_M(e^{2\pi i\phi}) \mathbf{S}_M^*(e^{2\pi i\phi}),$$

where $\mathbf{S}_M(e^{2\pi i\phi}) \in \mathbf{R}^{M \times 1}$ is given by

$$\left(1, e^{2\pi i\phi/M} \cos\left(\frac{2\pi}{M}\right), \dots, e^{2\pi i\phi \frac{M-1}{M}} \cos\left(\frac{2\pi(M-1)}{M}\right) \right).$$

This means that $\mathbf{S}(e^{2\pi i\phi})$ is a matrix of rank one, and its single non-zero eigenvalue is given by its trace:

$$\lambda_M(e^{2\pi i\phi}) = 2f_0 S_U(f_0\phi) \sum_{m=0}^{M-1} \cos^2(2\pi m/M) = M f_0 S_U(f_0\phi).$$

We use this in (29):

$$\begin{aligned} R_M(\theta) &= \frac{f_0}{2} \sum_{m=1}^M \int_{-\frac{1}{2}}^{\frac{1}{2}} \log^+ [\lambda_m(e^{2\pi i\phi})] d\phi \\ &= \frac{f_0}{2} \int_{-\frac{1}{2}}^{\frac{1}{2}} \log^+ [M f_0 S_U(f_0\phi)/\theta] d\phi \\ &= \frac{1}{2} \int_{-\infty}^{\infty} \log^+ [S_U(f)/(\theta/M)] df, \end{aligned} \quad (55)$$

$$\begin{aligned} D_M(\theta) &= \frac{f_0}{M} \int_{-\frac{1}{2}}^{\frac{1}{2}} \min\{M f_0 S_U(f_0\phi), \theta\} d\phi \\ &= f_0 \int_{-\infty}^{\infty} \min\{S_U(f), \theta/M\} df \\ &= \int_{-\infty}^{\infty} \min\{S_U(f), \theta/M\} df. \end{aligned} \quad (56)$$

From (55) and (56) we conclude that for every M , the parametric expression of D as a function of R is identical to the DRF of the stationary process $U(\cdot)$ given by (19).

ACKNOWLEDGMENT

This work was supported in part by the NSF Center for Science of Information (CSoI) under grant CCF-0939370 and BSF Transformative Science Grant 2010505.

REFERENCES

- [1] T. Berger, "Information rates of wiener processes," *IEEE Transactions on Information Theory*, vol. 16, no. 2, pp. 134–139, 1970.
- [2] R. Gray, "Information rates of autoregressive processes," *IEEE Transactions on Information Theory*, vol. 16, no. 4, pp. 412–421, 1970.
- [3] W. A. Gardner, A. Napolitano, and L. Paura, "Cyclostationarity: Half a century of research," *Signal Process.*, vol. 86, no. 4, pp. 639–697, Apr. 2006.
- [4] S. Haykin, *An Introduction To Analog And Digital Communications*. Wiley India Pvt. Limited, 2009.
- [5] T. Berger, *Rate-Distortion Theory*. Wiley Online Library, 1971.
- [6] M. S. Pinsker, "Computation of the message rate of a stationary random process and the capacity of a stationary channel," *Dokl. Akad. Nauk. USSR*, vol. 111, no. 4, 1956.
- [7] R. Gray, *Probability, Random Processes, and Ergodic Properties*. Springer, 2009.
- [8] —, *Entropy and information theory*. Springer-Verlag, 1990.
- [9] A. Kipnis, A. J. Goldsmith, T. Weissman, and Y. C. Eldar, "Distortion-rate function of sub-Nyquist sampled gaussian sources," 2014, submitted for publication. [Online]. Available: <http://arxiv.org/abs/1405.5329>
- [10] W. Gardner, *Cyclostationarity in communications and signal processing*, ser. Electrical engineering, communications and signal processing. IEEE Press, 1994.
- [11] A. Papoulis and S. Pillai, *Probability, Random Variables and Stochastic Processes*, ser. McGraw-Hill electrical and electronic engineering series. McGraw-Hill Education, 2002.
- [12] W. Gardner, "Spectral correlation of modulated signals: Part i— analog modulation," *IEEE Transactions on Communications*, vol. 35, no. 6, pp. 584–594, 1987.

- [13] R. Dobrushin, "A general formulation of the fundamental theorem of shannon in the theory of information," *Uspekhi Mat. Nauk*, vol. 14, pp. 3–104, 1959.
- [14] J. Kieffer, "A survey of the theory of source coding with a fidelity criterion," *Information Theory, IEEE Transactions on*, vol. 39, no. 5, pp. 1473–1490, Sep 1993.
- [15] R. Gallager, *Information theory and reliable communication*. Wiley, 1968.
- [16] A. Kolmogorov, "On the shannon theory of information transmission in the case of continuous signals," *IRE Transactions on Information Theory*, vol. 2, no. 4, pp. 102–108, December 1956.
- [17] V. Kafedziski, "Rate distortion of stationary and nonstationary vector gaussian sources," in *Statistical Signal Processing, 2005 IEEE/SP 13th Workshop on*, 2005, pp. 1054–1059.
- [18] U. Grenander and G. Szegő, *Toeplitz Forms and Their Applications*, ser. California monographs in mathematical sciences. University of California Press, 1958.
- [19] R. Gallager, *Information theory and reliable communication*, ser. Courses and lectures - International Centre for Mechanical Sciences. Springer-Verlag, 1970.
- [20] P. Tilli, "Singular values and eigenvalues of non-hermitian block toeplitz matrices," *CALCOLO*, vol. 33, no. 1-2, pp. 59–69, 1996.
- [21] Y. Chen, Y. C. Eldar, and A. J. Goldsmith, "Shannon meets nyquist: Capacity of sampled gaussian channels," *Information Theory, IEEE Transactions on*, vol. 59, no. 8, pp. 4889–4914, 2013.
- [22] R. Dobrushin and B. Tsybakov, "Information transmission with additional noise," *IRE Transactions on Information Theory*, vol. 8, no. 5, pp. 293–304, 1962.
- [23] J. Wolf and J. Ziv, "Transmission of noisy information to a noisy receiver with minimum distortion," *Information Theory, IEEE Transactions on*, vol. 16, no. 4, pp. 406–411, 1970.
- [24] M. Matthews, "On the linear minimum-mean-squared-error estimation of an undersampled wide-sense stationary random process," *IEEE Transactions on Signal Processing*, vol. 48, no. 1, pp. 272–275, 2000.
- [25] I. M. Gelfand and A. Iaglom, *Calculation of the amount of information about a random function contained in another such function*. American Mathematical Society, 1959.
- [26] I. Karatzas and S. Shreve, *Brownian Motion and Stochastic Calculus*, ser. Graduate Texts in Mathematics. Springer New York, 1991.
- [27] S. Pinsker, *Information and information stability of random variables and processes*, ser. Holden-Day series in time series analysis. Holden-Day, 1964.