

Reactive Reasoning with the Event Calculus

Alexander Artikis¹ and Marek Sergot² and Georgios Paliouras³

Abstract. Systems for symbolic event recognition accept as input a stream of time-stamped events from sensors and other computational devices, and seek to identify high-level composite events, collections of events that satisfy some pattern. RTEC is an Event Calculus dialect with novel implementation and ‘windowing’ techniques that allow for efficient event recognition, scalable to large data streams. RTEC can deal with applications where event data arrive with a (variable) delay from, and are revised by, the underlying sources. RTEC can update already recognised events and recognise new events when data arrive with a delay or following data revision. Our evaluation shows that RTEC can support real-time event recognition and is capable of meeting the performance requirements identified in a recent survey of event processing use cases.⁴

1 Introduction

Systems for symbolic event recognition (‘event pattern matching’) accept as input a stream of time-stamped simple, derived events (SDE)s. A SDE (‘low-level event’) is the result of applying a computational derivation process to some other event, such as an event coming from a sensor [21]. Using SDEs as input, event recognition systems identify composite events (CE)s of interest—collections of events that satisfy some pattern. The ‘definition’ of a CE (‘high-level event’) imposes temporal and, possibly, atemporal constraints on its subevents, i.e. SDEs or other CE. Consider e.g. the recognition of attacks on computer network nodes given the TCP/IP messages.

Numerous recognition systems have been proposed in the literature [10]. Recognition systems with a logic-based representation of CE definitions, in particular, have recently been attracting attention [4]. They exhibit a formal, declarative semantics, in contrast to other types of recognition system that usually rely on an informal and/or procedural semantics. However, non-logic-based CE recognition systems have proven to be, overall, more efficient than logic-based ones. To address this issue, we present an efficient dialect of the Event Calculus [18], called ‘Event Calculus for Run-Time reasoning’ (RTEC). The Event Calculus is a logic programming formalism for representing and reasoning about events and their effects. RTEC includes novel implementation techniques for efficient CE recognition, scalable to large SDE and CE volumes. A set of interval manipulation constructs simplify CE definitions and improve reasoning efficiency. A simple indexing mechanism makes RTEC robust to SDEs that are irrelevant to the CE we want to recognise and so RTEC can operate without SDE filtering modules. Finally, a ‘windowing’ mechanism supports real-time CE recognition. One main motivation for RTEC

is that it should remain efficient and scalable in applications where SDEs arrive with a (variable) delay from, or are revised by, the underlying SDE detection system: RTEC can update the already recognised CE, and recognise new CE, when SDEs arrive with a delay or following revision. The code of RTEC is available at <http://users.iit.demokritos.gr/~a.artikis/EC.html>.

We evaluate RTEC on public space surveillance from video content. In this application, the SDEs are the ‘short-term activities’ detected on video frames—e.g. a person walking, running or being inactive. The aim then is to recognise ‘long-term activities’, i.e. short-term activity combinations, such as when a person leaves an object unattended, when two people are moving together, when they are having a meeting or fighting. The CE definitions are quite complex, allowing for a realistic evaluation of the efficiency of RTEC. This is in contrast to the majority of related approaches where rather simple CE definitions are used for empirical analysis. Our evaluation shows that RTEC supports real-time CE recognition and is capable of meeting the performance requirements of most of today’s applications as estimated by a recent survey of event processing use cases [5].

The remainder of the paper is structured as follows. Sections 2 and 3 present the expressivity of RTEC and the way it performs reasoning. The experimental evaluation is given in Section 4. Section 5 summarises the presented work, puts the work in context, and outlines directions for further research.

2 Event Calculus

Our system for CE recognition is based on an Event Calculus dialect. The Event Calculus [18] is a logic programming formalism for representing and reasoning about events and their effects. For the dialect introduced here, called RTEC, the time model is linear and includes integer time-points. Variables start with an upper-case letter, while predicates and constants start with a lower-case letter. Where F is a *fluent*—a property that is allowed to have different values at different points in time—the term $F = V$ denotes that fluent F has value V . Boolean fluents are a special case in which the possible values are true and false. $\text{holdsAt}(F = V, T)$ represents that fluent F has value V at a particular time-point T . $\text{holdsFor}(F = V, I)$ represents that I is the list of the maximal intervals for which $F = V$ holds continuously. holdsAt and holdsFor are defined in such a way that, for any fluent F , $\text{holdsAt}(F = V, T)$ if and only if T belongs to one of the maximal intervals of I for which $\text{holdsFor}(F = V, I)$.

An *event description* in RTEC includes rules that define the event instances with the use of the happensAt predicate, the effects of events with the use of the initiatedAt and terminatedAt predicates, and the values of the fluents with the use of the holdsAt and holdsFor predicates, as well as other, possibly atemporal, constraints. Table 1 summarises the RTEC predicates available to the event description developer. The last three items in the table are interval manipulation

¹ University of Piraeus, Greece & NCSR Demokritos, Greece, email: a.artikis@unipi.gr

² Imperial College London, UK, email: m.sergot@imperial.ac.uk

³ NCSR Demokritos, Greece, email: paliourg@iit.demokritos.gr

⁴ A form of this paper has been submitted to IEEE TKDE.

predicates specific to RTEC.

Table 1: Main predicates of RTEC.

Predicate	Meaning
$\text{happensAt}(E, T)$	Event E occurs at time T
$\text{holdsAt}(F = V, T)$	The value of fluent F is V at time T
$\text{holdsFor}(F = V, I)$	I is the list of the maximal intervals for which $F = V$ holds continuously
$\text{initiatedAt}(F = V, T)$	At time T a period of time for which $F = V$ is initiated
$\text{terminatedAt}(F = V, T)$	At time T a period of time for which $F = V$ is terminated
$\text{relative_complement_all}(I', L, I)$	I is the list of maximal intervals produced by the relative complement of the list of maximal intervals I' with respect to every list of maximal intervals of list L
$\text{union_all}(L, I)$	I is the list of maximal intervals produced by the union of the lists of maximal intervals of list L
$\text{intersect_all}(L, I)$	I is the list of maximal intervals produced by the intersection of the lists of maximal intervals of list L

We represent instantaneous SDEs and CE by means of happensAt , while durative SDEs and CE are represented as fluents. The majority of CE are durative and, therefore, in CE recognition the task generally is to compute the maximal intervals for which a fluent representing a CE has a particular value continuously.

2.1 Simple Fluents

Fluents in RTEC are *simple* or *statically determined*. We assume, without loss of generality, that these types are disjoint. For a simple fluent F , $F = V$ holds at a particular time-point T if $F = V$ has been *initiated* by an event that has occurred at some time-point earlier than T , and has not been *terminated* at some other time-point in the meantime. This is an implementation of the law of inertia. To compute the *intervals* I for which $F = V$, i.e. $\text{holdsFor}(F = V, I)$, we find all time-points T_s at which $F = V$ is initiated, and then, for each T_s , we compute the first time-point T_f after T_s at which $F = V$ is ‘broken’. The time-points at which $F = V$ is initiated are computed by means of domain-specific initiatedAt rules. The time-points at which $F = V$ is ‘broken’ are computed as follows:

$$\begin{aligned} \text{broken}(F = V, T_s, T) \leftarrow \\ \text{terminatedAt}(F = V, T_f), T_s < T_f \leq T \end{aligned} \quad (1)$$

$$\begin{aligned} \text{broken}(F = V_1, T_s, T) \leftarrow \\ \text{initiatedAt}(F = V_2, T_f), T_s < T_f \leq T, V_1 \neq V_2 \end{aligned} \quad (2)$$

$\text{broken}(F = V, T_s, T)$ represents that a maximal interval starting at T_s for which $F = V$ holds continuously is terminated at some time T_f such that $T_s < T_f \leq T$. Similar to initiatedAt , terminatedAt rules are domain-specific (examples are presented below). According to rule (2), if $F = V_2$ is initiated at T_f then effectively $F = V_1$ is terminated at time T_f , for all other possible values V_1 of F . Rule (2) ensures therefore that a fluent cannot have more than one value at any time. We do not insist that a fluent must have a value at every time-point. There is a difference between initiating a Boolean fluent $F = \text{false}$ and terminating $F = \text{true}$: the former implies, but is not implied by, the latter.

RTEC stores and indexes holdsFor intervals as they are computed for any given fluent-value $F = V$: thereafter intervals for $F = V$ are retrieved from the computer memory without the need for re-computation. Similarly, a holdsAt query for $F = V$ looks up F ’s value in the holdsFor cache.

In public space surveillance, it is often required to detect when a person leaves an object unattended. Typically, an object carried by a person is not tracked by the computer vision algorithms—only the person that carries it is tracked. The object will be tracked, i.e. it will ‘appear’, if and only if the person leaves it somewhere. Moreover, objects (as opposed to persons) can exhibit only inactive activity. Accordingly, we define a durative ‘leaving an object’ CE as follows:

$$\begin{aligned} \text{initiatedAt}(\text{leaving_object}(P, Obj) = \text{true}, T) \leftarrow \\ \text{happensAt}(\text{appear}(Obj), T), \\ \text{holdsAt}(\text{inactive}(Obj) = \text{true}, T), \\ \text{holdsAt}(\text{close}(P, Obj) = \text{true}, T), \\ \text{holdsAt}(\text{person}(P) = \text{true}, T) \end{aligned} \quad (3)$$

$$\begin{aligned} \text{initiatedAt}(\text{leaving_object}(P, Obj) = \text{false}, T) \leftarrow \\ \text{happensAt}(\text{disappear}(Obj), T) \end{aligned} \quad (4)$$

In rule (3) $\text{leaving_object}(P, Obj) = \text{true}$ is initiated at time T if Obj ‘appears’ at T , it is inactive at T , and there is a person P ‘close’ to Obj at T . appear and inactive are instantaneous SDE and durative SDE respectively. SDE are detected on video frames in this application. $\text{close}(A, B)$ is true when the distance between A and B does not exceed some threshold of pixel positions.

There is no explicit information about whether a tracked entity is a person or an inanimate object. We define the simple fluent $\text{person}(P)$ to have value true if P has been active, walking, running or moving abruptly since P first ‘appeared’. The value of $\text{person}(P)$ has to be time-dependent because the identifier P of a tracked entity that ‘disappears’ (is no longer tracked) at some point may be used later to refer to another entity that ‘appears’ (becomes tracked), and that other entity may not necessarily be a person. This is a feature of the application and not something that is imposed by RTEC.

Unlike the specification of person , it is not clear from the data whether a tracked entity is an object. $\text{person}(P) = \text{false}$ does not necessarily mean that P is an object; it may be that P is not tracked, or that P is a person that has never walked, run, been active or moved abruptly. Note finally that rule (3) incorporates a reasonable simplifying assumption, that a person entity will never exhibit ‘inactive’ activity at the moment it first ‘appears’ (is tracked). If an entity is ‘inactive’ at the moment it ‘appears’ it can be assumed to be an object, as in the first two conditions of rule (3).

Rule (4) expresses the conditions in which leaving_object ceases to be recognised. $\text{leaving_object}(P, Obj)$ becomes false when the object in question is picked up. An object that is picked up by someone is no longer tracked—it ‘disappears’—terminating leaving_object . (disappear is an instantaneous SDE.) The maximal intervals during which $\text{leaving_object}(P, Obj) = \text{true}$ holds continuously are computed using the built-in RTEC predicate holdsFor from rules (3) and (4).

Consider another example from public space surveillance:

$$\begin{aligned} \text{initiatedAt}(\text{moving}(P_1, P_2) = \text{true}, T) \leftarrow \\ \text{happensAt}(\text{start}(\text{walking}(P_1) = \text{true}), T), \\ \text{holdsAt}(\text{walking}(P_2) = \text{true}, T), \\ \text{holdsAt}(\text{close}(P_1, P_2) = \text{true}, T) \end{aligned} \quad (5)$$

$$\begin{aligned} \text{initiatedAt}(\text{moving}(P_1, P_2) = \text{true}, T) \leftarrow \\ \text{happensAt}(\text{start}(\text{walking}(P_2) = \text{true}), T), \\ \text{holdsAt}(\text{walking}(P_1) = \text{true}, T), \\ \text{holdsAt}(\text{close}(P_1, P_2) = \text{true}, T) \end{aligned} \quad (6)$$

$$\begin{aligned} \text{initiatedAt}(\text{moving}(P_1, P_2) = \text{true}, T) \leftarrow \\ \text{happensAt}(\text{start}(\text{close}(P_1, P_2) = \text{true}), T), \\ \text{holdsAt}(\text{walking}(P_1) = \text{true}, T), \\ \text{holdsAt}(\text{walking}(P_2) = \text{true}, T) \end{aligned} \quad (7)$$

$$\begin{aligned} \text{terminatedAt}(\text{moving}(P_1, P_2) = \text{true}, T) \leftarrow \\ \text{happensAt}(\text{end}(\text{walking}(P_1) = \text{true}), T) \end{aligned} \quad (8)$$

$$\begin{aligned} \text{terminatedAt}(\text{moving}(P_1, P_2) = \text{true}, T) \leftarrow \\ \text{happensAt}(\text{end}(\text{walking}(P_2) = \text{true}), T) \end{aligned} \quad (9)$$

$$\begin{aligned} \text{terminatedAt}(\text{moving}(P_1, P_2) = \text{true}, T) \leftarrow \\ \text{happensAt}(\text{end}(\text{close}(P_1, P_2) = \text{true}), T) \end{aligned} \quad (10)$$

walking is a durative SDE detected on video frames. $\text{start}(F = V)$ (resp. $\text{end}(F = V)$) is a built-in RTEC event taking place at each starting (ending) point of each maximal interval for which $F = V$ holds continuously. The above formalisation states that P_1 is moving with P_2 when they are walking close to each other.

One of the main attractions of RTEC is that it makes available the power of logic programming to express complex temporal and atemporal constraints, as conditions in `initiatedAt` and `terminatedAt` rules for durative CEs, and `happensAt` rules for instantaneous CEs. E.g. standard event algebra operators, such as sequence, disjunction, parallelism, etc. may be expressed in a RTEC event description.

2.2 Statically Determined Fluents

In addition to the domain-independent definition of `holdsFor`, an event description may include domain-specific `holdsFor` rules, used to define the values of a fluent F in terms of the values of other fluents. We call such a fluent F *statically determined*. `holdsFor` rules of this kind make use of interval manipulation constructs—see the last three items of Table 1. Consider, e.g. *moving* as in rules (5)–(10) but defined instead as a statically determined fluent:

$$\begin{aligned} \text{holdsFor}(\text{moving}(P_1, P_2) = \text{true}, I) \leftarrow \\ \text{holdsFor}(\text{walking}(P_1) = \text{true}, I_1), \\ \text{holdsFor}(\text{walking}(P_2) = \text{true}, I_2), \\ \text{holdsFor}(\text{close}(P_1, P_2) = \text{true}, I_3), \\ \text{intersect.all}([I_1, I_2, I_3], I) \end{aligned} \quad (11)$$

The list I of maximal intervals during which P_1 is moving with P_2 is computed by determining the list I_1 of maximal intervals during which P_1 is walking, the list I_2 of maximal intervals during which P_2 is walking, the list I_3 of maximal intervals during which P_1 is close to P_2 , and then calculating the list I representing the intersections of the maximal intervals in I_1 , I_2 and I_3 .

RTEC provides three interval manipulation constructs: `union.all`, `intersect.all` and `relative.complement.all`. `union.all(L, I)` computes the list I of maximal intervals representing the union of maximal intervals of the lists of list L . For instance:

$$\text{union.all}([(5, 20), (26, 30)], [(28, 35)], [(5, 20), (26, 35)])$$

A term of the form (T_s, T_e) in RTEC represents the closed-open interval $[T_s, T_e)$. I in `union.all(L, I)` is a list of maximal intervals that includes each time-point that is part of at least one list of L .

`intersect.all(L, I)` computes the list I of maximal intervals such that I represents the intersection of maximal intervals of the lists of

list L , as, e.g.:

$$\text{intersect.all}([(26, 31)], [(21, 26), (30, 40)], [(30, 31)])$$

I in `intersect.all(L, I)` is a list of maximal intervals that includes each time-point that is part of all lists of L .

`relative.complement.all(I', L, I)` computes the list I of maximal intervals such that I represents the relative complements of the list of maximal intervals I' with respect to the maximal intervals of the lists of list L . Below is an example of `relative.complement.all`:

$$\begin{aligned} \text{relative.complement.all}([(5, 20), (26, 50)], \\ [(1, 4), (18, 22)], [(28, 35)], [(5, 18), (26, 28), (35, 50)]) \end{aligned}$$

I in `relative.complement.all(I', L, I)` is a list of maximal intervals that includes each time-point of I' that is not part of any list of L .

When defining a statically determined fluent F we will often want to say that, for all time-points T , $F = V$ holds at T if and only if W holds at T where W is some Boolean combination of fluent-value pairs. RTEC provides optional shorthands for writing such definitions concisely. For example, the definition

$$\begin{aligned} G = V \text{ iff} \\ (A = V_1 \text{ or } B = V_2), \\ (A = V'_1 \text{ or } B = V'_2), \\ \text{not } C = V_3 \end{aligned} \quad (12)$$

is expanded into the following `holdsFor` rule:

$$\begin{aligned} \text{holdsFor}(G = V, I) \leftarrow \\ \text{holdsFor}(A = V_1, I_1), \text{holdsFor}(B = V_2, I_2), \\ \text{union.all}([I_1, I_2], I_3), \\ \text{holdsFor}(A = V'_1, I_4), \text{holdsFor}(B = V'_2, I_5), \\ \text{union.all}([I_4, I_5], I_6), \\ \text{intersect.all}([I_3, I_6], I_7), \\ \text{holdsFor}(C = V_3, I_8), \\ \text{relative.complement.all}(I_7, [I_8], I) \end{aligned} \quad (13)$$

The required transformation takes place automatically when event descriptions are loaded into RTEC.

For a wide range of fluents, the use of interval manipulation constructs leads to a much more concise definition than the traditional style of Event Calculus representation, i.e. identifying the various conditions under which the fluent is initiated and terminated so that maximal intervals can then be computed using the domain-independent `holdsFor`. Compare, e.g. the statically determined and simple fluent representations of *moving* in rules (11) and (5)–(10) respectively.

The interval manipulation constructs of RTEC can also lead to much more efficient computation. The complexity analysis may be found in [3].

2.3 Semantics

CE definitions are (locally) stratified logic programs [25]. We restrict attention to *hierarchical* definitions, those where it is possible to define a function *level* that maps all fluent-values $F = V$ and all events to the non-negative integers as follows. Events and statically determined fluent-values $F = V$ of level 0 are those whose `happensAt` and `holdsFor` definitions do not depend on any other events or fluents. In CE recognition, they represent the input SDEs. There are no fluent-values $F = V$ of simple fluents F in level 0. Events and simple fluent-values of level n are defined in terms of at least one

event or fluent-value of level $n-1$ and a possibly empty set of events and fluent-values from levels lower than $n-1$. Statically determined fluent-values of level n are defined in terms of at least one fluent-value of level $n-1$ and a possibly empty set of fluent-values from levels lower than $n-1$. Note that fluent-values $F = V_i$ and $F = V_j$ for $V_i \neq V_j$ could be mapped to different levels. For simplicity however, and without loss of generality, a fluent F itself is either simple or statically determined but not both. The CE definitions of public space surveillance, i.e. the holdsFor definitions of statically determined fluents, initiatedAt and terminatedAt definitions of simple fluents and happensAt definitions of events, are available with the RTEC code.

3 Run-Time Recognition

CE recognition has to be efficient enough to support real-time decision-making, and scale to very large numbers of SDEs and CEs. SDEs may not necessarily arrive at the CE recognition system in a timely manner, i.e. there may be a (variable) delay between the time at which SDEs take place and the time at which they arrive at the CE recognition system. Moreover, SDEs may be revised, or even completely discarded in the future, as in the case where the parameters of a SDE were originally computed erroneously and are subsequently revised, or in the case of retraction of a SDE that was reported by mistake, and the mistake was realised later [1]. Note that SDE revision is not performed by the CE recognition system, but by the underlying SDE detection system.

RTEC performs CE recognition by computing and storing the maximal intervals of fluents and the time-points in which events occur. CE recognition takes place at specified query times Q_1, Q_2, \dots . At each Q_i the SDEs that fall within a specified interval—the ‘working memory’ (WM) or ‘window’—are taken into consideration. All SDEs that took place before or at $Q_i - WM$ are discarded. This is to make the cost of CE recognition dependent only on the WM size and not on the complete SDE history. The WM size, and the temporal distance between two consecutive query times—the ‘step’ ($Q_i - Q_{i-1}$)—are set by the user.

At Q_i , the maximal intervals computed by RTEC are those that can be derived from SDEs that occurred in the interval $(Q_i - WM, Q_i]$, as recorded at time Q_i . When WM is longer than the inter-query step, i.e., when $Q_i - WM < Q_{i-1} < Q_i$, it is possible that an SDE occurs in the interval $(Q_i - WM, Q_{i-1}]$ but arrives at RTEC only after Q_{i-1} ; its effects are taken into account at query time Q_i . And similarly for SDEs that took place in $(Q_i - WM, Q_{i-1}]$ and were subsequently revised after Q_{i-1} . In the common case that SDEs arrive at RTEC with delays, or there is SDE revision, it is preferable therefore to make WM longer than the inter-query step. Note that information may still be lost. Any SDEs arriving or revised between Q_{i-1} and Q_i are discarded at Q_i if they took place before or at $Q_i - WM$. To reduce the possibility of losing information, one may increase the WM size. Doing so, however, decreases recognition efficiency.

Figure 1 illustrates windowing in RTEC. In this example we have $WM > Q_i - Q_{i-1}$. To avoid clutter, Figure 1 shows streams of only five SDEs. These are displayed below WM , with dots for instantaneous SDEs and lines for durative ones. For the sake of the example, we are interested in recognising just two CEs:

- CE_s , represented as a simple fluent (see Section 2.1). The starting and ending points, and the maximal intervals of CE_s are displayed above WM in Figure 1.
- CE_{std} , represented as a statically determined fluent (see Section 2.2). For the example, the maximal intervals of CE_{std} are defined

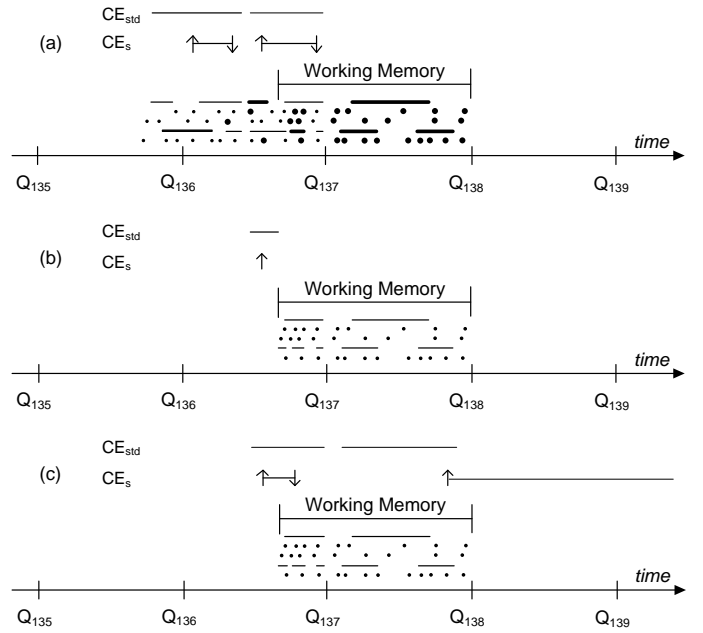


Figure 1: Windowing in RTEC.

to be the union of the maximal intervals of the two durative SDEs in Figure 1. The maximal intervals of CE_{std} are displayed above the CE_s intervals.

For simplicity, we assume that both CE_s and CE_{std} are defined only in terms of SDE, i.e. they are not defined in terms of other CEs.

Figure 1 shows the steps that are followed in order to recognise CEs at an arbitrary query time, say Q_{138} . Figure 1(a) shows the state of RTEC as computation begins at Q_{138} . All SDEs that took place before or at $Q_{137} - WM$ were retracted at Q_{137} . The thick lines and dots represent the SDEs that arrived at RTEC between Q_{137} and Q_{138} ; some of them took place before Q_{137} . Figure 1(a) also shows the maximal intervals for the CE fluents CE_s and CE_{std} that were computed and stored at Q_{137} .

The CE recognition process at Q_{138} considers the SDEs that took place in $(Q_{138} - WM, Q_{138}]$. All SDEs that took place before or at $Q_{138} - WM$ are discarded, as shown in Figure 1(b). For durative SDEs that started before $Q_{138} - WM$ and ended after that time, RTEC retracts the sub-interval up to and including $Q_{138} - WM$. Figure 1(b) shows the interval of a SDE that is partially retracted in this way.

Now consider CE intervals. At Q_i some of the maximal intervals computed at Q_{i-1} might have become invalid. This is because some SDEs occurring in $(Q_i - WM, Q_{i-1}]$ might have arrived or been revised after Q_{i-1} : their existence could not have been known at Q_{i-1} . Determining which CE intervals should be (partly) retracted in these circumstances can be computationally very expensive. See Section 5 for a discussion. We find it simpler, and more efficient, to discard all CE intervals in $(Q_i - WM, Q_i]$ and compute all intervals from scratch in that period. CE intervals that have ended before or at $Q_i - WM$ are discarded. Depending on the user requirements, these intervals may be stored in a database for retrospective inspection of the activities of a system.

In Figure 1(b), the earlier of the two maximal intervals computed for CE_{std} at Q_{137} is discarded at Q_{138} since its endpoint is before

$Q_{138}-WM$. The later of the two intervals overlaps $Q_{138}-WM$ (an interval ‘overlaps’ a time-point t if the interval starts before or at t and ends after or at that time) and is partly retracted at Q_{138} . Its starting point could not have been affected by SDEs arriving between $Q_{138}-WM$ and Q_{138} but its endpoint has to be recalculated. Accordingly, the sub-interval from $Q_{138}-WM$ is retracted at Q_{138} .

In this example, the maximal intervals of CE_{std} are determined by computing the union of the maximal intervals of the two durative SDEs shown in Figure 1. At Q_{138} , only the SDE intervals in $(Q_{138}-WM, Q_{138}]$ are considered. In the example, there are two maximal intervals for CE_{std} in this period as can be seen in Figure 1(c). The earlier of them has its startpoint at $Q_{138}-WM$. Since that abuts the existing, partially retracted sub-interval for CE_{std} whose endpoint is $Q_{138}-WM$, those two intervals are amalgamated into one continuous maximal interval as shown in Figure 1(c). In this way, the endpoint of the CE_{std} interval that overlapped $Q_{138}-WM$ at Q_{137} is recomputed to take account of SDEs available at Q_{138} . (In this particular example, it happens that the endpoint of this interval is the same as that computed at Q_{137} . That is merely a feature of this particular example. Had CE_{std} been defined e.g. as the *intersection* of the maximal intervals of the two durative SDE, then the intervals of CE_{std} would have changed in $(Q_{138}-WM, Q_{137}]$.)

Figure 1 also shows how the intervals of the simple fluent CE_s are computed at Q_{138} . Arrows facing upwards (downwards) denote the starting (ending) points of CE_s intervals. First, in analogy with the treatment of statically determined fluents, the earlier of the two CE_s intervals in Figure 1(a), and its start and endpoints, are retracted. They occur before $Q_{138}-WM$. The later of the two intervals overlaps $Q_{138}-WM$. The interval is retracted, and only its starting point is kept; its new endpoint, if any, will be recomputed at Q_{138} . See Figure 1(b). For simple fluents, it is simpler, and more efficient, to retract such intervals completely and reconstruct them later from their start and endpoints by means of the domain-independent holdsFor rules, rather than keeping the sub-interval that takes place before $Q_{138}-WM$, and possibly amalgamating it later with another interval, as we do for statically determined fluents.

The second step for CE_s at Q_{138} is to calculate its starting and ending points by evaluating the relevant initiatedAt and terminatedAt rules. For this, we only consider SDEs that took place in $(Q_{138}-WM, Q_{138}]$. Figure 1(c) shows the starting and ending points of CE_s in $(Q_{138}-WM, Q_{138}]$. The last ending point of CE_s that was computed at Q_{137} was invalidated in the light of the new SDEs that became available at Q_{138} (compare Figures 1(c)–(a)). Moreover, another ending point was computed at an earlier time.

Finally, in order to recognise CE_s at Q_{138} we use the domain-independent holdsFor to calculate the maximal intervals of CE_s given its starting and ending points. The later of the two CE_s intervals computed at Q_{137} became shorter when re-computed at Q_{138} . The second interval of CE_s at Q_{138} is open: given the SDEs available at Q_{138} , we say that CE_s holds *since* time t , where t is the last starting point of CE_s .

The discussion above showed that, when SDEs arrive with a variable delay, CE intervals computed at an earlier query time may be (partly) retracted at the current or a future query time. (And similarly if SDEs are revised.) Depending on the application requirements, RTEC may be set to report:

- CEs as soon as they are recognised, even if their intervals may be (partly) retracted in the future.
- CEs whose intervals may be partly, but not completely, retracted in the future, i.e. CEs whose intervals overlap $Q_{i+1}-WM$.

- CEs whose intervals will not be even partly retracted in the future, i.e. CEs whose intervals end before or at $Q_{i+1}-WM$.

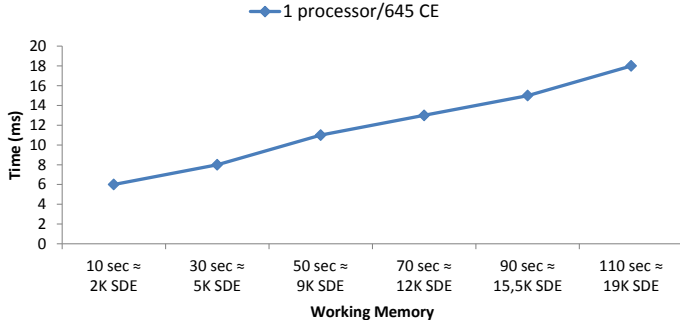
The example used for illustration shows how RTEC performs CE recognition. To support real-time reasoning, at each query time Q_i all SDEs that took place before or at Q_i-WM are discarded. To handle efficiently delayed SDEs and SDE revision, CE intervals within WM are computed from scratch. At Q_i , the computed maximal CE intervals are those that can be derived from SDEs that occurred in the interval $(Q_i-WM, Q_i]$, as recorded at time Q_i . For completeness, RTEC amalgamates the computed intervals to any intervals ending at Q_i-WM . More details about CE recognition in RTEC may be found at [3].

4 Experimental Results

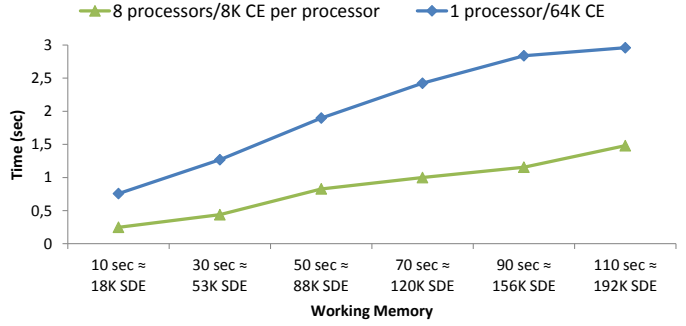
We present experimental results on the public space surveillance application. The experiments were performed on a computer with eight Intel i7 950@3.07GHz processors and 12GiB RAM, running Ubuntu Linux 12.04 and YAP Prolog 6.2.2. Each CE recognition time displayed in this section is the average of 30 runs. We use the CAVIAR benchmark dataset consisting of 28 surveillance videos of a public space <<http://groups.inf.ed.ac.uk/vision/CAVIAR/CAVIARDATA1>>. The videos are staged—actors walk around, sit down, meet one another, leave objects behind, etc. Each video has been manually annotated by the CAVIAR team in order to provide the ground truth for ‘short-term activities’, i.e. activities taking place in a short period of time detected on individual video frames. (The frame rate in CAVIAR is 40 ms.) The short-term activities of CAVIAR concern an entity (person or object) entering or exiting the surveillance area, walking, running, moving abruptly, being active or inactive. The CAVIAR team has also annotated the 28 videos with ‘long-term activities’: a person leaving an object unattended, two people meeting, moving together and fighting. Short-term activities can be viewed as SDEs while long-term activities can be viewed as CEs. Consequently, the input to RTEC in this case study includes the set of annotated short-term activities, and the output is a set of recognised long-term activities. The CE definitions and the datasets on which the experiments were performed are available with the RTEC code.

CE recognition for multiple pairs of entities. Figure 2(a) shows the results of experiments concerning all 45 pairs of the 10 entities tracked in the CAVIAR dataset. (In CAVIAR each CE concerns a pair of entities.) On average, 179 SDEs are detected per sec. We used a single processor for CE recognition concerning all 45 tracked pairs. That requires computing and storing the intervals of 645 CEs. We varied WM from 10 sec ($\approx 2,000$ SDEs) to 110 sec ($\approx 19,000$ SDEs). The inter-query step is set to 5 sec ($\approx 1,000$ SDEs). In all settings shown in Figure 2(a), RTEC performs real-time CE recognition.

Larger datasets. We constructed a larger dataset by taking ten copies of the original CAVIAR dataset with new identifiers for the tracked entities in each copy. The resulting dataset has 100 tracked entities, i.e. 4,950 entity pairs, while on average 1,800 SDEs take place per sec. According to the use case survey of the Event Processing Technical Society [5], in the resulting dataset there are more SDEs per sec than in most applications. First, we used a single processor for CE recognition. In this case, the intervals of approximately 64,000 CEs were computed and stored. Second, we used all eight processors of the computer in parallel. Consequently, each instance of RTEC running on a processor computed and stored the intervals of approximately 8,000 CEs. We emphasize that the input data was



(a) CE recognition for all 10 CAVIAR tracked entities.



(b) CE recognition for 100 tracked entities.

Figure 2: Event Recognition for Public Space Surveillance.

the same in all sets of experiments: each processor receives SDEs coming from *all* tracked entities—i.e. there was no SDE filtering to restrict the input relevant for each processor. We rely only on the indexing mechanism of RTEC to pick out relevant SDEs from the stream. RTEC employs a very simple indexing mechanism: it merely exploits YAP Prolog’s standard indexing on the functor of the first argument of the head of a clause.

As in the previous set of experiments, the inter-query step is set to 5 sec, while the size of the *WM* varies from 10 to 110 sec. In this case, however, step includes approximately 9,000 SDEs, and *WM* varies from 18,000 to 192,000 SDEs. Figure 2(b) shows the average CE recognition times. In all cases RTEC performs real-time CE recognition. Figure 2(b) also shows that we can achieve significant performance gain by running RTEC in parallel on different processors. Such a gain is achieved without requiring SDE filtering.

5 Discussion

We presented RTEC, an Event Calculus dialect with novel implementation techniques that allow for efficient CE recognition, scalable to large numbers of SDEs and CEs. RTEC remains efficient and scalable in applications where SDEs arrive with a (variable) delay from, or are revised by, the SDE detection systems: it can update the already recognised CEs, and recognise new CEs, when SDEs are arrive with a delay or following revision.

RTEC has a formal, declarative semantics as opposed to most complex event processing languages, several data stream processing and event query languages, and most commercial production rule systems. Furthermore, RTEC has available the power of logic programming and thus supports atemporal reasoning and reasoning over background knowledge (as opposed to e.g. [2, 13, 19, 9]), has built-in axioms for complex temporal phenomena (as opposed to [26, 1]), explicitly represents CE intervals and thus avoids the related logical problems (as opposed to e.g. [22, 13, 9, 15]), and supports out-of-order SDE streams (as opposed to [14, 12, 9, 11, 20, 24]). Concerning the Event Calculus literature, a key feature of RTEC is that it includes a windowing technique. In contrast, no Event Calculus system (including e.g. [8, 7, 23, 24, 6]) ‘forgets’ or represents concisely the SDE history.

The ‘Cached Event Calculus’ [8] performs *update-time* reasoning: it computes and stores the consequences of a SDE as soon as it arrives. Query processing, therefore, amounts to retrieving the appropriate CE intervals from the computer memory. When a maximal

interval of a fluent is asserted or retracted due to a delayed SDE, the assertion/retraction is propagated to the fluents whose validity may rely on such an interval. E.g. $propagateAssert([T_1, T_2], U)$ in the Cached Event Calculus checks whether there are new initiations as a result of asserting the interval $(T_1, T_2]$ of fluent U . In particular, $propagateAssert$ checks whether: (1) the asserted fluent U is a condition for the initiation of a fluent F at the occurrence of event E , (2) the occurrence time T of E belongs to $(T_1, T_2]$, and (3) there is not already a maximal interval for F with T as its starting point. If the above conditions are satisfied, $propagateAssert$ recursively calls $updateInit(E, T, F)$ in order to determine if F is now initiated at T , and if it is, to update the fluent interval database accordingly.

$propagateAssert$ also checks whether there are new terminations as a result of a fluent interval assertion, while $propagateRetract$ checks whether there are new initiations and terminations as a result of a fluent interval retraction. The cost of $propagateAssert$ and $propagateRetract$ is very high, especially in applications where the CE definitions include many rules with several fluents that depend on several other fluents. Furthermore, this type of reasoning is performed very frequently. RTEC avoids the costly checks every time a fluent interval is asserted/retracted due to delayed SDE arrival/revision. We found that in RTEC it is more efficient, and simpler, to discard at each query time Q_i , all intervals of fluents representing CEs in $(Q_i - WM, Q_i]$ and compute from scratch all such intervals given the SDEs available at Q_i and detected in $(Q_i - WM, Q_i]$.

For further work, we are developing techniques, based on abductive-inductive logic programming, for automated generation and refinement of CE definitions from very large datasets, with the aim of minimising the time-consuming and error-prone process of manual CE definition construction [16]. We are also porting RTEC into probabilistic logic programming frameworks, in order to deal with various types of uncertainty, such as imperfect CE definitions, incomplete and erroneous SDE streams [17].

ACKNOWLEDGEMENTS

We would like to thank the anonymous reviewers for their very helpful comments. This work has been partly funded by the EU FP7 project SPEEDD (619435).

REFERENCES

- [1] D. Anicic, S. Rudolph, P. Fodor, and N. Stojanovic, 'Real-time complex event recognition and reasoning', *Applied Artificial Intelligence*, **26**(1–2), 6–57, (2012).
- [2] A. Arasu, S. Babu, and J. Widom, 'The CQL continuous query language: semantic foundations and query execution', *The VLDB Journal*, **15**(2), 121–142, (2006).
- [3] A. Artikis, M. Sergot, and G. Paliouras, 'Run-time composite event recognition', in *DEBS*, pp. 69–80. ACM, (2012).
- [4] A. Artikis, A. Skarlatidis, F. Portet, and G. Paliouras, 'Logic-based event recognition', *Knowledge Engineering Review*, **27**(4), 469–506, (2012).
- [5] P. Bizzaro. Results of the survey on event processing use cases. Event Processing Technical Society, March 2011. <http://www.slideshare.net/pedrobizarro/epts-survey-results>.
- [6] I. Cervesato and A. Montanari, 'A calculus of macro-events: Progress report', in *TIME*, pp. 47–58, (2000).
- [7] F. Chesani, P. Mello, M. Montali, and P. Torroni, 'A logic-based, reactive calculus of events', *Fundamenta Informaticae*, **105**(1-2), 135–161, (2010).
- [8] L. Chittaro and A. Montanari, 'Efficient temporal reasoning in the cached event calculus', *Computational Intelligence*, **12**(3), 359–382, (1996).
- [9] G. Cugola and A. Margara, 'TESLA: a formally defined event specification language', in *DEBS*, pp. 50–61, (2010).
- [10] G. Cugola and A. Margara, 'Processing flows of information: From data stream to complex event processing', *ACM Computing Surveys*, **44**(3), 15, (2012).
- [11] N. Dindar, P. M. Fischer, M. Soner, and N. Tatbul, 'Efficiently correlating complex events over live and archived data streams', in *DEBS*, pp. 243–254, (2011).
- [12] L. Ding, S. Chen, E. A. Rundensteiner, J. Tatemura, W.-P. Hsiung, and K. Candan, 'Runtime semantic query optimization for event stream processing', in *ICDE*, pp. 676–685, (2008).
- [13] C. Dousson and P. Le Maigat, 'Chronicle recognition improvement using temporal focusing and hierarchisation', in *IJCAI*, pp. 324–329, (2007).
- [14] D. Gyllstrom, E. Wu, H.-J. Chae, Y. Diao, P. Stahlberg, and G. Anderson, 'SASE: Complex event processing over streams', in *CIDR*, (2007).
- [15] A. Kakas, L. Michael, and R. Miller, 'Modular- \mathcal{E} : An elaboration tolerant approach to the ramification and qualification problems', in *LP-NMR*, pp. 211–226, (2005).
- [16] Nikos Katzouris, Alexander Artikis, and George Paliouras, 'Incremental learning of event definitions with inductive logic programming', *CoRR*, **abs/1402.5988**, (2014).
- [17] A. Kimmig, B. Demoen, L. De Raedt, V. Santos Costa, and R. Rocha, 'On the implementation of the probabilistic logic programming language ProbLog', *Theory and Practice of Logic Programming*, **11**, 235–262, (2011).
- [18] R. Kowalski and M. Sergot, 'A logic-based calculus of events', *New Generation Computing*, **4**(1), 67–96, (1986).
- [19] J. Krämer and B. Seeger, 'Semantics and implementation of continuous sliding window queries over data streams', *ACM Transactions on Database Systems*, **34**(1), 1–49, (2009).
- [20] M. Li, M. Mani, E. A. Rundensteiner, and T. Lin, 'Complex event pattern detection over streams with interval-based temporal semantics', in *DEBS*, pp. 291–302, (2011).
- [21] D. Luckham and R. Schulte. Event processing glossary — version 1.1. Event Processing Technical Society, July 2008.
- [22] K. Mahbub, G. Spanoudakis, and A. Zisman, 'A monitoring approach for runtime service discovery', *Automated Software Engineering*, **18**(2), 117–161, (2011).
- [23] M. Montali, F. M. Maggi, F. Chesani, P. Mello, and W. M. P. van der Aalst, 'Monitoring business constraints with the Event Calculus', *ACM TIST*, **5**(1), (2014).
- [24] A. Paschke and M. Bichler, 'Knowledge representation concepts for automated SLA management', *Decision Support Systems*, **46**(1), 187–205, (2008).
- [25] T. Przymusiński, 'On the declarate semantics of stratified deductive databases and logic programs', in *Foundations of Deductive Databases and Logic Programming*, Morgan, (1987).
- [26] V. Shet, J. Neumann, V. Ramesh, and L. Davis, 'Bilattice-based logical reasoning for human detection', in *CVPR*, (2007).