
Supervised Learning for Dynamical System Learning

Ahmed Hefny
Carnegie Mellon University
Pittsburgh, PA 15213
ahefny@cs.cmu.edu

Carlton Downey
Carnegie Mellon University
Pittsburgh, PA 15213
cmdowney@cs.cmu.edu

Geoffrey J. Gordon
Carnegie Mellon University
Pittsburgh, PA 15213
ggordon@cs.cmu.edu

Abstract

Recently there has been substantial interest in spectral methods for learning dynamical systems. These methods are popular since they often offer a good tradeoff between computational and statistical efficiency. Unfortunately, they can be difficult to use and extend in practice: e.g., they can make it difficult to incorporate prior information such as sparsity or structure. To address this problem, we present a new view of dynamical system learning: we show how to learn dynamical systems by solving a sequence of ordinary supervised learning problems, thereby allowing users to incorporate prior knowledge via standard techniques such as L_1 regularization. Many existing spectral methods are special cases of this new framework, using linear regression as the supervised learner. We demonstrate the effectiveness of our framework by showing examples where nonlinear regression or lasso let us learn better state representations than plain linear regression does; the correctness of these instances follows directly from our general analysis.

1 Introduction

Likelihood-based approaches to learning dynamical systems, such as EM [1] and MCMC [2], can be slow and suffer from local optima. This difficulty has resulted in the development of so-called “spectral algorithms” [3], which rely on factorization of a matrix of observable moments; these algorithms are often fast, simple, and globally optimal.

Despite these advantages, spectral algorithms fall short in one important aspect compared to EM and MCMC: the latter two methods are meta-algorithms or frameworks that offer a clear template for developing new instances incorporating various forms of prior knowledge. For spectral algorithms, by contrast, there is no clear template to go from a set of probabilistic assumptions to an algorithm. In fact, researchers often relax model assumptions to make the algorithm design process easier, potentially discarding valuable information in the process.

To address this problem, we propose a new framework for dynamical system learning, using the idea of instrumental-variable regression [4, 5] to transform dynamical system learning to a sequence of ordinary supervised learning problems. This transformation allows us to apply the rich literature on supervised learning to incorporate many types of prior knowledge. Our new methods subsume a variety of existing spectral algorithms as special cases.

The remainder of this paper is organized as follows: first we formulate the new learning framework (Sec. 2). We then provide theoretical guarantees for the proposed methods (Sec. 4). Finally, we give two examples of how our techniques let us rapidly design new and useful dynamical system learning methods by encoding modeling assumptions (Sec. 5).

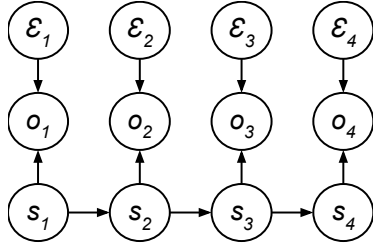


Figure 1: A latent-state dynamical system. Observation o_t is determined by latent state s_t and noise ϵ_t .

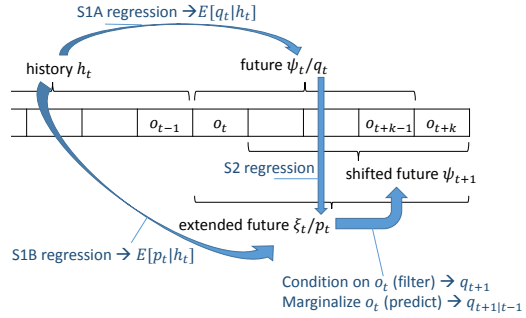


Figure 2: Learning and applying a dynamical system with instrumental regression. The predictions from S1 provide training data to S2. At test time, we filter or predict using the weights from S2.

2 A framework for spectral algorithms

A dynamical system is a stochastic process (i.e., a distribution over sequences of observations) such that, at any time, the distribution of future observations is fully determined by a vector s_t called the *latent state*. The process is specified by three distributions: the initial state distribution $P(s_1)$, the state transition distribution $P(s_{t+1} | s_t)$, and the observation distribution $P(o_t | s_t)$. For later use, we write the observation o_t as a function of the state s_t and random noise ϵ_t , as shown in Figure 1.

Given a dynamical system, one of the fundamental tasks is to perform inference, where we predict future observations given a history of observations. Typically this is accomplished by maintaining a distribution or *belief* over states $b_{t|t-1} = P(s_t | o_{1:t-1})$ where $o_{1:t-1}$ denotes the first $t-1$ observations. $b_{t|t-1}$ represents both our knowledge and our uncertainty about the true state of the system. Two core inference tasks are *filtering* and *prediction*.¹ In filtering, given the current belief $b_t = b_{t|t-1}$ and a new observation o_t , we calculate an updated belief $b_{t+1} = b_{t+1|t}$ that incorporates o_t . In prediction, we project our belief into the future: given a belief $b_{t|t-1}$ we estimate $b_{t+k|t-1} = P(s_{t+k} | o_{1:t-1})$ for some $k > 0$ (without incorporating any intervening observations).

The typical approach for learning a dynamical system is to explicitly learn the initial, transition, and observation distributions by maximum likelihood. Spectral algorithms offer an alternate approach to learning: they instead use the method of moments to set up a system of equations that can be solved in closed form to recover estimates of the desired parameters. In this process, they typically factorize a matrix or tensor of observed moments—hence the name “spectral.”

Spectral algorithms often (but not always [6]) avoid explicitly estimating the latent state or the initial, transition, or observation distributions; instead they recover *observable operators* that can be used to perform filtering and prediction directly. To do so, they use an observable representation: instead of maintaining a belief b_t over states s_t , they maintain the expected value of a sufficient statistic of future observations. Such a representation is often called a (*transformed*) *predictive state* [7].

In more detail, we define $q_t = q_{t|t-1} = \mathbb{E}[\psi_t | o_{1:t-1}]$, where $\psi_t = \psi(o_{t:t+k-1})$ is a vector of *future features*. The features are chosen such that q_t determines the distribution of future observations $P(o_{t:t+k-1} | o_{1:t-1})$.² Filtering then becomes the process of mapping a predictive state q_t to q_{t+1} conditioned on o_t , while prediction maps a predictive state $q_t = q_{t|t-1}$ to $q_{t+k|t-1} = \mathbb{E}[\psi_{t+k} | o_{1:t-1}]$ without intervening observations.

¹There are other forms of inference in addition to filtering and prediction, such as smoothing and likelihood evaluation, but they are outside the scope of this paper.

²For convenience we assume that the system is k -observable: that is, the distribution of all future observations is determined by the distribution of the next k observations. (Note: not by the next k observations themselves.) At the cost of additional notation, this restriction could easily be lifted.

A typical way to derive a spectral method is to select a set of moments involving ψ_t , work out the expected values of these moments in terms of the observable operators, then invert this relationship to get an equation for the observable operators in terms of the moments. We can then plug in an empirical estimate of the moments to compute estimates of the observable operators.

While effective, this approach can be statistically inefficient (the goal of being able to solve for the observable operators is in conflict with the goal of maximizing statistical efficiency) and can make it difficult to incorporate prior information (each new source of information leads to new moments and a different and possibly harder set of equations to solve). To address these problems, we show that we can instead learn the observable operators by solving three supervised learning problems.

The main idea is that, just as we can represent a belief about a latent state s_t as the conditional expectation of a vector of observable statistics, we can also represent any other distributions needed for prediction and filtering via their own vectors of observable statistics. Given such a representation, we can learn to filter and predict by learning how to map these vectors to one another.

In particular, the key intermediate quantity for filtering is the “extended and marginalized” belief $P(o_t, s_{t+1} \mid o_{1:t-1})$ —or equivalently $P(o_{t:t+k} \mid o_{1:t-1})$. We represent this distribution via a vector $\xi_t = \xi(o_{t:t+k})$ of *features of the extended future*. The features are chosen such that the *extended state* $p_t = \mathbb{E}[\xi_t \mid o_{1:t-1}]$ determines $P(o_{t:t+k} \mid o_{1:t-1})$. Given $P(o_{t:t+k} \mid o_{1:t-1})$, filtering and prediction reduce respectively to conditioning on and marginalizing over o_t .

In many models (including Hidden Markov Models (HMMs) and Kalman filters), the extended state p_t is linearly related to the predictive state q_t —a property we exploit for our framework. That is,

$$p_t = Wq_t \quad (1)$$

for some linear operator W . For example, in a discrete system ψ_t can be an indicator vector representing the joint assignment of the next k observations, and ξ_t can be an indicator vector for the next $k+1$ observations. The matrix W is then the conditional probability table $P(o_{t:t+k} \mid o_{t:t+k-1})$.

Our goal, therefore, is to learn this mapping W . Naïvely, we might try to use linear regression for this purpose, substituting samples of ψ_t and ξ_t in place of q_t and p_t since we cannot observe q_t or p_t directly. Unfortunately, due to the overlap between observation windows, the noise terms on ψ_t and ξ_t are correlated. So, naïve linear regression will give a biased estimate of W .

To counteract this bias, we employ instrumental regression [4, 5]. Instrumental regression uses *instrumental variables* that are correlated with the input q_t but not with the noise $\epsilon_{t:t+k}$. This property provides a criterion to denoise the inputs and outputs of the original regression problem: we remove that part of the input/output that is not correlated with the instrumental variables. In our case, since past observations $o_{1:t-1}$ do not overlap with future or extended future windows, they are not correlated with the noise $\epsilon_{t:t+k+1}$, as can be seen in Figure 1. Therefore, we can use *history features* $h_t = h(o_{1:t-1})$ as instrumental variables.

In more detail, by taking the expectation of (1) given h_t , we obtain an instrument-based moment condition: for all t ,

$$\begin{aligned} \mathbb{E}[p_t \mid h_t] &= \mathbb{E}[Wq_t \mid h_t] \\ \mathbb{E}[\mathbb{E}[\xi_t \mid o_{1:t-1}] \mid h_t] &= W\mathbb{E}[\mathbb{E}[\psi_t \mid o_{1:t-1}] \mid h_t] \\ \mathbb{E}[\xi_t \mid h_t] &= W\mathbb{E}[\psi_t \mid h_t] \end{aligned} \quad (2)$$

Assuming that there are enough independent dimensions in h_t that are correlated with q_t , we maintain the rank of the moment condition when moving from (1) to (2), and we can recover W by least squares regression if we can compute $\mathbb{E}[\psi_t \mid h_t]$ and $\mathbb{E}[\xi_t \mid h_t]$ for sufficiently many examples t .

Fortunately, conditional expectations such as $\mathbb{E}[\psi_t \mid h_t]$ are exactly what supervised learning algorithms are designed to compute. So, we arrive at our learning framework: we first use supervised learning to estimate $\mathbb{E}[\psi_t \mid h_t]$ and $\mathbb{E}[\xi_t \mid h_t]$, effectively *denoising* the training examples, and then use these estimates to compute W by finding the least squares solution to (2).

In summary, learning and inference of a dynamical system through instrumental regression can be described as follows:

- **Model Specification:** Pick features of history $h_t = h(o_{1:t-1})$, future $\psi_t = \psi(o_{t:t+k-1})$ and extended future $\xi_t = \xi(o_{t:t+k})$. ψ_t must be a sufficient statistic for $\mathbb{P}(o_{t:t+k-1} \mid o_{1:t-1})$. ξ_t must satisfy

Model/Algorithm	future features ψ_t	extended future features ξ_t	f_{filter}
Spectral Algorithm for HMM [3]	$U^\top e_{o_t}$ where e_{o_t} is an indicator vector and U spans the range of q_t (typically the top m left singular vectors of the joint probability table $P(o_{t+1}, o_t)$)	$U^\top e_{o_{t+1}} \otimes e_{o_t}$	Estimate a state normalizer from S1A output states.
SSID for Kalman filters (time dependent gain)	x_{t-} and $x_t \otimes x_t$, where $x_t = U^\top o_{t:t+k-1}$ for a matrix U that spans the range of q_t (typically the top m left singular vectors of the covariance matrix $\text{Cov}(o_{t:t+k-1}, o_{t-k:t-1})$)	y_t and $y_t \otimes y_t$, where y_t is formed by stacking $U^\top o_{t+1:t+k}$ and o_t .	p_t specifies a Gaussian distribution where conditioning on o_t is straightforward.
SSID for stable Kalman filters (constant gain)	$U^\top o_{t:t+k-1}$ (U obtained as above)	o_t and $U^\top o_{t+1:t+k}$	Estimate steady-state covariance by solving Riccati equation [8]. p_t together with the steady-state covariance specify a Gaussian distribution where conditioning on o_t is straightforward.
Uncontrolled HSE-PSR [9]	Evaluation functional $k_s(o_{t:t+k-1}, \cdot)$ for a characteristic kernel k_s	$k_o(o_t, \cdot) \otimes k_o(o_t, \cdot)$ and $\psi_{t+1} \otimes k_o(o_t, \cdot)$	Kernel Bayes rule [10].

Table 1: Examples of existing spectral algorithms reformulated as two-stage instrument regression with linear S1 regression. Here $o_{t_1:t_2}$ is a vector formed by stacking observations o_{t_1} through o_{t_2} and \otimes denotes the outer product. Details and derivations can be found in the supplementary material.

- $\mathbb{E}[\psi_{t+1} | o_{1:t-1}] = f_{\text{predict}}(\mathbb{E}[\xi_t | o_{1:t-1}])$ for a known function f_{predict} .
- $\mathbb{E}[\psi_{t+1} | o_{1:t}] = f_{\text{filter}}(\mathbb{E}[\xi_t | o_{1:t-1}], o_t)$ for a known function f_{filter} .
- **S1A (Stage 1A) Regression:** Learn a (possibly non-linear) regression model to estimate $\bar{\psi}_t = \mathbb{E}[\psi_t | h_t]$. The training data for this model are (h_t, ψ_t) across time steps t .³
- **S1B Regression:** Learn a (possibly non-linear) regression model to estimate $\bar{\xi}_t = \mathbb{E}[\xi_t | h_t]$. The training data for this model are (h_t, ξ_t) across time steps t .
- **S2 Regression:** Use the feature expectations estimated in S1A and S1B to train a model to predict $\xi_t = W\bar{\psi}_t$, where W is a linear operator. The training data for this model are estimates of $(\bar{\psi}_t, \bar{\xi}_t)$ obtained from S1A and S1B across time steps t .
- **Initial State Estimation:** Estimate an initial state $q_1 = \mathbb{E}[\psi_1]$ by averaging ψ_1 across several example realizations of our time series.⁴
- **Inference:** Starting from the initial state q_1 , we can maintain the predictive state $q_t = \mathbb{E}[\psi_t | o_{1:t-1}]$ through filtering: given q_t we compute $p_t = \mathbb{E}[\xi_t | o_{1:t-1}] = Wq_t$. Then, given the observation o_t , we can compute $q_{t+1} = f_{\text{filter}}(p_t, o_t)$. Or, in the absence of o_t , we can predict the next state $q_{t+1|t-1} = f_{\text{predict}}(p_t)$. Finally, by definition, the predictive state q_t is sufficient to compute $\mathbb{P}(o_{t:t+k-1} | o_{1:t-1})$.⁵

The process of learning and inference is depicted in Figure 2. Modeling assumptions are reflected in the choice of the statistics ψ , ξ and h as well as the regression models in stages S1A and S1B. Table 1 demonstrates that we can recover existing spectral algorithms for dynamical system learning using linear S1 regression. In addition to providing a unifying view of some successful learning algorithms, the new framework also paves the way for extending these algorithms in a theoretically justified manner, as we demonstrate in the experiments below.

3 Related Work

This work extends predictive state learning algorithms for dynamical systems, which include spectral algorithms for Kalman filters [11], Hidden Markov Models [3, 12], Predictive State Representations (PSRs) [13, 14] and Weighted Automata [15]. It also extends kernel variants such as [9], which builds on [16]. All of the above work effectively uses linear regression or linear ridge regression (although not always in an obvious way).

³Our bounds assume that the training time steps t are sufficiently spaced for the underlying process to mix, but in practice, the error will only get smaller if we consider all time steps t .

⁴Assuming ergodicity, we can set the initial state to be the empirical average vector of future features in a single long sequence, $\frac{1}{T} \sum_{t=1}^T \psi_t$.

⁵It might seem reasonable to learn $q_{t+1} = f_{\text{combined}}(q_t, o_t)$ directly, thereby avoiding the need to separately estimate p_t and condition on o_t . Unfortunately, f_{combined} is nonlinear for common models such as HMMs.

One common aspect of predictive state learning algorithms is that they exploit the covariance structure between future and past observation sequences to obtain an unbiased observable state representation. Boots and Gordon [17] note the connection between this covariance and (linear) instrumental regression in the context of the HSE-HMM. We use this connection to build a general framework for dynamical system learning where the state space can be identified using arbitrary (possibly nonlinear) supervised learning methods. This generalization lets us incorporate prior knowledge to learn compact or regularized models; our experiments demonstrate that this flexibility lets us take better advantage of limited data.

Reducing the problem of learning dynamical systems with latent state to supervised learning bears similarity to Langford et al.’s sufficient posterior representation (SPR) [18], which encodes the state by the sufficient statistics of the conditional distribution of the next observation and represents system dynamics by three vector-valued functions that are estimated using supervised learning approaches. While SPR allows all of these functions to be non-linear, it involves a rather complicated training procedure involving multiple iterations of model refinement and model averaging, whereas our framework only requires solving three regression problems in sequence. In addition, the theoretical analysis of [18] only establishes the consistency of SPR learning assuming that all regression steps are solved perfectly. Our work, on the other hand, establishes convergence rates based on the performance of S1 regression.

4 Theoretical Analysis

In this section we present error bounds for two-stage instrumental regression. These bounds hold regardless of the particular S1 regression method used, assuming that the S1 predictions converge to the true conditional expectations. The bounds imply that our overall method is consistent.

Let $(x_t, y_t, z_t) \in (\mathcal{X}, \mathcal{Y}, \mathcal{Z})$ be i.i.d. triplets of input, output, and instrumental variables. (Lack of independence will result in slower convergence in proportion to the mixing time of our process.) Let \bar{x}_t and \bar{y}_t denote $\mathbb{E}[x_t | z_t]$ and $\mathbb{E}[y_t | z_t]$. And, let \hat{x}_t and \hat{y}_t denote $\hat{\mathbb{E}}[x_t | z_t]$ and $\hat{\mathbb{E}}[y_t | z_t]$ as estimated by the S1A and S1B regression steps. Here $\bar{x}_t, \hat{x}_t \in \mathcal{X}$ and $\bar{y}_t, \hat{y}_t \in \mathcal{Y}$.

We want to analyze the convergence of the output of S2 regression—that is, of the weights W given by ridge regression between S1A outputs and S1B outputs:

$$\hat{W}_\lambda = \left(\sum_{t=1}^T \hat{y}_t \otimes \hat{x}_t \right) \left(\sum_{t=1}^T \hat{x}_t \otimes \hat{x}_t + \lambda I_{\mathcal{X}} \right)^{-1} \quad (3)$$

Here \otimes denotes tensor (outer) product, and $\lambda > 0$ is a regularization parameter that ensures the invertibility of the estimated covariance.

Before we state our main theorem we need to quantify the quality of S1 regression in a way that is independent of the S1 functional form. To do so, we place a bound on the S1 error, and assume that this bound converges to zero: given the definition below, for each fixed δ , $\lim_{N \rightarrow \infty} \eta_{\delta, N} = 0$.

Definition 1 (S1 Regression Bound). *For any $\delta > 0$ and $N \in \mathbb{N}^+$, the S1 regression bound $\eta_{\delta, N} > 0$ is a number such that, with probability at least $(1 - \delta/2)$, for all $1 \leq t \leq N$:*

$$\begin{aligned} \|\hat{x}_t - \bar{x}_t\|_{\mathcal{X}} &< \eta_{\delta, N} \\ \|\hat{y}_t - \bar{y}_t\|_{\mathcal{Y}} &< \eta_{\delta, N} \end{aligned}$$

In many applications, \mathcal{X} , \mathcal{Y} and \mathcal{Z} will be finite dimensional real vector spaces: \mathbb{R}^{d_x} , \mathbb{R}^{d_y} and \mathbb{R}^{d_z} . However, for generality we state our results in terms of arbitrary reproducing kernel Hilbert spaces. In this case S2 uses kernel ridge regression, leading to methods such as HSE-PSRs. For this purpose, let $\Sigma_{\bar{x}\bar{x}}$ and $\Sigma_{\bar{y}\bar{y}}$ denote the (uncentered) covariance operators of \bar{x} and \bar{y} respectively: $\Sigma_{\bar{x}\bar{x}} = \mathbb{E}[\bar{x} \otimes \bar{x}]$, $\Sigma_{\bar{y}\bar{y}} = \mathbb{E}[\bar{y} \otimes \bar{y}]$. And, let $\overline{\mathcal{R}(\Sigma_{\bar{x}\bar{x}})}$ denote the closure of the range of $\Sigma_{\bar{x}\bar{x}}$.

With the above assumptions, Theorem 2 gives a generic error bound on S2 regression in terms of S1 regression. If \mathcal{X} and \mathcal{Y} are finite dimensional and $\Sigma_{\bar{x}\bar{x}}$ has full rank, then using ordinary least squares (i.e., setting $\lambda = 0$) will give the same bound, but with λ in the first two terms replaced by the minimum eigenvalue of $\Sigma_{\bar{x}\bar{x}}$, and the last term dropped.

Theorem 2. Assume that $\|\bar{x}\|_{\mathcal{X}}, \|\bar{x}\|_{\mathcal{Y}} < c < \infty$ almost surely. Assume W is a Hilbert-Schmidt operator, and let \hat{W}_λ be as defined in (3). Then, with probability at least $1 - \delta$, for each $x_{\text{test}} \in \overline{\mathcal{R}(\Sigma_{\bar{x}\bar{x}})}$ s.t. $\|x_{\text{test}}\|_{\mathcal{X}} \leq 1$, the error $\|\hat{W}_\lambda x_{\text{test}} - W x_{\text{test}}\|_{\mathcal{Y}}$ is bounded by

$$\underbrace{O\left(\eta_{\delta,N} \left(\frac{1}{\lambda} + \frac{\sqrt{1 + \sqrt{\frac{\log(1/\delta)}{N}}}}{\lambda^{\frac{3}{2}}}\right)\right)}_{\text{error in S1 regression}} + \underbrace{O\left(\frac{\log(1/\delta)}{\sqrt{N}} \left(\frac{1}{\lambda} + \frac{1}{\lambda^{\frac{3}{2}}}\right)\right)}_{\text{error from finite samples}} + \underbrace{O(\sqrt{\lambda})}_{\text{error from regularization}}$$

We defer the proof to the supplementary material. The supplementary material also provides explicit finite-sample bounds (including expressions for the constants hidden by O -notation), as well as concrete examples of S1 regression bounds $\eta_{\delta,N}$ for practical regression models.

Theorem 2 assumes that x_{test} is in $\overline{\mathcal{R}(\Sigma_{\bar{x}\bar{x}})}$. For dynamical systems, all valid states satisfy this property. However, with finite data, estimation errors may cause the estimated state \hat{q}_t (i.e., x_{test}) to have a non-zero component in $\mathcal{R}^\perp(\Sigma_{\bar{x}\bar{x}})$. Lemma 3 bounds the effect of such errors: it states that, in a stable system, this component gets smaller as S1 regression performs better. The main limitation of Lemma 3 is the assumption that f_{filter} is L -Lipchitz, which essentially means that the model’s estimated probability for o_t is bounded below. There is no way to guarantee this property in practice; so, Lemma 3 provides suggestive evidence rather than a guarantee that our learned dynamical system will predict well.

Lemma 3. For observations $o_{1:T}$, let \hat{q}_t be the estimated state given $o_{1:t-1}$. Let \tilde{q}_t be the projection of \hat{q}_t onto $\overline{\mathcal{R}(\Sigma_{\bar{x}\bar{x}})}$. Assume f_{filter} is L -Lipchitz on p_t when evaluated at o_t , and $f_{\text{filter}}(p_t, o_t) \in \overline{\mathcal{R}(\Sigma_{\bar{y}\bar{y}})}$ for any $p_t \in \overline{\mathcal{R}(\Sigma_{\bar{y}\bar{y}})}$. Given the assumptions of theorem 2 and assuming that $\|\hat{q}_t\|_{\mathcal{X}} \leq R$ for all $1 \leq t \leq T$, the following holds for all $1 \leq t \leq T$ with probability at least $1 - \delta/2$.

$$\|\epsilon_t\|_{\mathcal{X}} = \|\hat{q}_t - \tilde{q}_t\|_{\mathcal{X}} = O\left(\frac{\eta_{\delta,N}}{\sqrt{\lambda}}\right)$$

Since \hat{W}_λ is bounded, the prediction error due to ϵ_t diminishes at the same rate as $\|\epsilon_t\|_{\mathcal{X}}$.

5 Experiments and Results

We now demonstrate examples of tweaking the S1 regression to gain advantage. In the first experiment we show that nonlinear regression can be used to reduce the number of parameters needed in S1, thereby improving statistical performance for learning an HMM. In the second experiment we show that we can encode prior knowledge as regularization.

5.1 Learning A Knowledge Tracing Model

In this experiment we attempt to model and predict the performance of students learning from an interactive computer-based tutor. We use the Bayesian knowledge tracing (BKT) model [19], which is essentially a 2-state HMM: the state s_t represents whether a student has learned a knowledge component (KC), and the observation o_t represents the success/failure of solving the t^{th} question in a sequence of questions that cover this KC. Figure 3 summarizes the model. The events denoted by guessing, slipping, learning and forgetting typically have relatively low probabilities.

5.1.1 Data Description

We evaluate the model using the ‘‘Geometry Area (1996-97)’’ data available from DataShop [20]. This data was generated by students learning introductory geometry, and contains attempts by 59 students in 12 knowledge components. As is typical for BKT, we consider a student’s attempt at a question to be correct iff the student entered the correct answer on the first try, without requesting any hints from the help system. Each training sequence consists of a sequence of first attempts for a student/KC pair. We discard sequences of length less than 5, resulting in a total of 325 sequences.

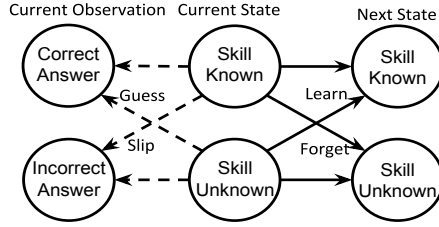


Figure 3: Transitions and observations in BKT. Each node represents a possible *value* of the state or observation. Solid arrows represent transitions while dashed arrows represent observations.

5.1.2 Models and Evaluation

Under the (reasonable) assumption that the two states have distinct observation probabilities, this model is 1-observable. Hence we define the predictive state to be the expected next observation, which results in the following statistics: $\psi_t = o_t$ and $\xi_t = o_t \otimes_k o_{t+1}$, where o_t is represented by a 2 dimensional indicator vector and \otimes_k denotes the Kronecker product. Given these statistics, the extended state $p_t = \mathbb{E}[\xi_t | o_{1:t-1}]$ is a joint probability table of $o_{t:t+1}$.

We compare three models that differ by history features and S1 regression method:

Spec-HMM: This baseline uses $h_t = o_{t-1}$ and linear S1 regression, making it equivalent to the spectral HMM method of [3], as detailed in the supplementary material.

Feat-HMM: This baseline represents h_t by an indicator vector of the joint assignment of the previous b observations (we set b to 4) and uses linear S1 regression. This is essentially a feature-based spectral HMM [12]. It thus incorporates more history information compared to Spec-HMM at the expense of increasing the number of S1 parameters by $O(2^b)$.

LR-HMM: This model represents h_t by a binary vector of length b encoding the previous b observations and uses logistic regression as the S1 model. Thus, it uses the same history information as Feat-HMM but reduces the number of parameters to $O(b)$ at the expense of inductive bias.

We evaluated the above models using 1000 random splits of the 325 sequences into 200 training and 125 testing. For each testing observation o_t we compute the absolute error between actual and expected value (i.e. $|\delta_{o_t=1} - \hat{P}(o_t = 1 | o_{1:t-1})|$). We report the mean absolute error for each split. The results are displayed in Figure 4.⁶ We see that, while incorporating more history information increases accuracy (Feat-HMM vs. Spec-HMM), being able to incorporate the same information using a more compact model gives an additional gain in accuracy (LR-HMM vs. Feat-HMM). We also compared the LR-HMM method to an HMM trained using expectation maximization (EM). We found that the LR-HMM model is much faster to train than EM while being on par with it in terms of prediction error.⁷

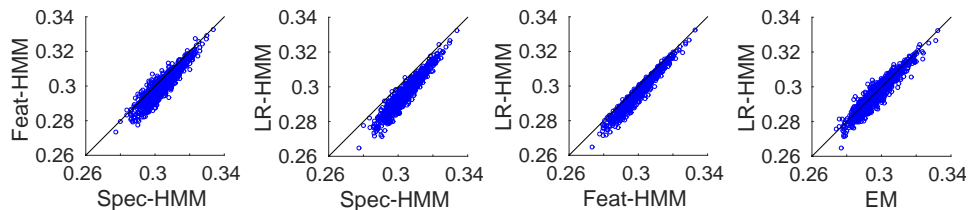
5.2 Modeling Independent Subsystems Using Lasso Regression

Spectral algorithms for Kalman filters typically use the left singular vectors of the covariance between history and future features as a basis for the state space. However, this basis hides any sparsity that might be present in our original basis. In this experiment, we show that we can instead use lasso (without dimensionality reduction) as our S1 regression algorithm to discover sparsity. This is useful, for example, when the system consists of multiple independent subsystems, each of which affects a subset of the observation coordinates.

To test this idea we generate a sequence of 30-dimensional observations from a Kalman filter. Observation dimensions 1 through 10 and 11 through 20 are generated from two independent subsystems of state dimension 5. Dimensions 21-30 are generated from white noise. Each subsystem’s transition and observation matrices have random Gaussian coordinates, with the transition matrix scaled

⁶The differences have similar sign but smaller magnitude if we use RMSE instead of MAE.

⁷We used MATLAB’s built-in logistic regression and EM functions.



Model	Spec-HMM	Feat-HMM	LR-HMM	EM
Training time (relative to Spec-HMM)	1	1.02	2.219	14.323

Figure 4: Experimental results: each graph compares the performance of two models (measured by mean absolute error) on 1000 train/test splits. The black line is $x = y$. Points below this line indicate that model y is better than model x . The table shows training time.

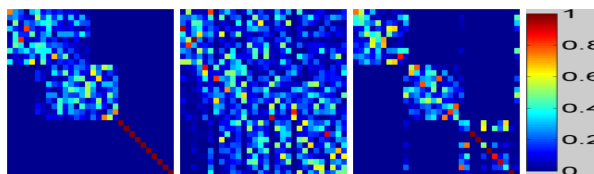


Figure 5: Left singular vectors of (left) true linear predictor from o_{t-1} to o_t (i.e. OTO^+), (middle) covariance matrix between o_t and o_{t-1} and (right) S1 Sparse regression weights. Each column corresponds to a singular vector (only absolute values are depicted). Singular vectors are ordered by their mean coordinate, interpreting absolute values as a probability distribution over coordinates.

to have a maximum eigenvalue of 0.95. States and observations are perturbed by Gaussian noise with covariance of $0.01I$ and $1.0I$ respectively.

We estimate the state space basis using 1000 examples (assuming 1-observability) and compare the singular vectors of the past to future regression matrix to those obtained from the Lasso regression matrix. The result is shown in figure 5. Clearly, using Lasso as stage 1 regression results in a basis that better matches the structure of the underlying system.

6 Conclusion

In this work we developed a general framework for dynamical system learning using supervised learning methods. The framework relies on two key principles: first, we extend the idea of predictive state to include extended state as well, allowing us to represent all of inference in terms of predictions of observable features. Second, we use past features as instruments in an instrumental regression, denoising state estimates that then serve as training examples to estimate system dynamics.

We have shown that this framework encompasses and provides a unified view of some previous successful dynamical system learning algorithms. We have also demonstrated that it can be used to extend existing algorithms to incorporate nonlinearity and regularizers, resulting in better state estimates. As future work, we would like to apply this framework to leverage additional techniques such as manifold embedding and transfer learning in stage 1 regression. We would also like to extend the framework to controlled processes.

References

- [1] Leonard E. Baum, Ted Petrie, George Soules, and Norman Weiss. A maximization technique occurring in the statistical analysis of probabilistic functions of markov chains. *The Annals of Mathematical Statistics*, 41(1):pp. 164–171, 1970.
- [2] W. R. Gilks, S. Richardson, and D. J. Spiegelhalter. *Markov Chain Monte Carlo in Practice*. Chapman and Hall, London, 1996 (ISBN: 0-412-05551-1).

This book thoroughly summarizes the uses of MCMC in Bayesian analysis. It is a core book for Bayesian studies.

- [3] Daniel Hsu, Sham M. Kakade, and Tong Zhang. A spectral algorithm for learning hidden markov models. In *COLT*, 2009.
- [4] Judea Pearl. *Causality: Models, Reasoning, and Inference*. Cambridge University Press, New York, NY, USA, 2000.
- [5] J.H. Stock and M.W. Watson. *Introduction to Econometrics*. Addison-Wesley series in economics. Addison-Wesley, 2011.
- [6] Animashree Anandkumar, Rong Ge, Daniel Hsu, Sham M Kakade, and Matus Telgarsky. Tensor decompositions for learning latent variable models. *The Journal of Machine Learning Research*, 15(1):2773–2832, 2014.
- [7] Matthew Rosencrantz and Geoff Gordon. Learning low dimensional predictive representations. In *ICML '04: Twenty-first international conference on Machine learning*, pages 695–702, 2004.
- [8] P. van Overschee and L.R. de Moor. *Subspace identification for linear systems: theory, implementation, applications*. Kluwer Academic Publishers, 1996.
- [9] Byron Boots, Arthur Gretton, and Geoffrey J. Gordon. Hilbert Space Embeddings of Predictive State Representations. In *Proc. 29th Intl. Conf. on Uncertainty in Artificial Intelligence (UAI)*, 2013.
- [10] Kenji Fukumizu, Le Song, and Arthur Gretton. Kernel bayes’ rule: Bayesian inference with positive definite kernels. *Journal of Machine Learning Research*, 14(1):3753–3783, 2013.
- [11] Byron Boots. *Spectral Approaches to Learning Predictive Representations*. PhD thesis, Carnegie Mellon University, December 2012.
- [12] Sajid Siddiqi, Byron Boots, and Geoffrey J. Gordon. Reduced-rank hidden Markov models. In *Proceedings of the Thirteenth International Conference on Artificial Intelligence and Statistics (AISTATS-2010)*, 2010.
- [13] Byron Boots, Sajid Siddiqi, and Geoffrey Gordon. Closing the learning planning loop with predictive state representations. In *I. J. Robotic Research*, volume 30, pages 954–956, 2011.
- [14] Byron Boots and Geoffrey Gordon. An online spectral learning algorithm for partially observable nonlinear dynamical systems. In *Proceedings of the 25th National Conference on Artificial Intelligence (AAAI-2011)*, 2011.
- [15] Borja Balle, William Hamilton, and Joelle Pineau. Methods of moments for learning stochastic languages: Unified presentation and empirical comparison. In Tony Jebara and Eric P. Xing, editors, *Proceedings of the 31st International Conference on Machine Learning (ICML-14)*, pages 1386–1394. JMLR Workshop and Conference Proceedings, 2014.
- [16] L. Song, B. Boots, S. M. Siddiqi, G. J. Gordon, and A. J. Smola. Hilbert space embeddings of hidden Markov models. In *Proc. 27th Intl. Conf. on Machine Learning (ICML)*, 2010.
- [17] Byron Boots and Geoffrey Gordon. Two-manifold problems with applications to nonlinear system identification. In *Proc. 29th Intl. Conf. on Machine Learning (ICML)*, 2012.
- [18] John Langford, Ruslan Salakhutdinov, and Tong Zhang. Learning nonlinear dynamic models. In *Proceedings of the 26th Annual International Conference on Machine Learning, ICML 2009, Montreal, Quebec, Canada, June 14-18, 2009*, pages 593–600, 2009.
- [19] Albert T. Corbett and John R. Anderson. Knowledge tracing: Modelling the acquisition of procedural knowledge. *User Model. User-Adapt. Interact.*, 4(4):253–278, 1995.
- [20] Kenneth R. Koedinger, R. S. J. Baker, K. Cunningham, A. Skogsholm, B. Leber, and John Stamper. A data repository for the EDM community: The PSLC DataShop. *Handbook of Educational Data Mining*, pages 43–55, 2010.
- [21] Le Song, Jonathan Huang, Alexander J. Smola, and Kenji Fukumizu. Hilbert space embeddings of conditional distributions with applications to dynamical systems. In *Proceedings of the 26th Annual International Conference on Machine Learning, ICML 2009, Montreal, Quebec, Canada, June 14-18, 2009*, pages 961–968, 2009.

- [22] Daniel Hsu, Sham M Kakade, and Tong Zhang. Tail inequalities for sums of random matrices that depend on the intrinsic dimension. *Electronic Communications in Probability*, 17(14):1–13, 2012.
- [23] Joel A. Tropp. User-friendly tools for random matrices: An introduction. NIPS Tutorial, 2012.
- [24] Daniel Hsu, Sham M. Kakade, and Tong Zhang. Random design analysis of ridge regression. In *COLT 2012 - The 25th Annual Conference on Learning Theory, June 25-27, 2012, Edinburgh, Scotland*, pages 9.1–9.24, 2012.

A Spectral and HSE Dynamical System Learning as Regression

In this section we provide examples of mapping some of the successful dynamical system learning algorithms to our framework.

A.1 HMM

In this section we show that we can use instrumental regression framework to reproduce the spectral learning algorithm for learning HMM [3]. We consider 1-observable models but the argument applies to k -observable models. In this case we use $\psi_t = e_{o_t}$ and $\xi_t = e_{o_{t:t+1}} = e_{o_t} \otimes_k e_{o_{t+1}}$, where \otimes_k denotes the kronecker product. Let $P_{i,j} \equiv \mathbb{E}[e_{o_i} \otimes e_{o_j}]$ be the joint probability table of observations i and j and let $\hat{P}_{i,j}$ be its estimate from the data. We start with the (very restrictive) case where $P_{1,2}$ is invertible. Given samples of $h_2 = e_{o_1}$, $\psi_2 = e_{o_2}$ and $\xi_2 = e_{o_{2:3}}$, in S1 regression we apply linear regression to learn two matrices $\hat{W}_{2,1}$ and $\hat{W}_{2:3,1}$ such that:

$$\hat{\mathbb{E}}[\psi_2|h_2] = \hat{\Sigma}_{o_2 o_1} \hat{\Sigma}_{o_1}^{-1} h_2 = \hat{P}_{2,1} \hat{P}_{1,1}^{-1} h_2 \equiv \hat{W}_{2,1} h_2 \quad (\text{A.1})$$

$$\hat{\mathbb{E}}[\xi_2|h_2] = \hat{\Sigma}_{o_{2:3} o_1} \hat{\Sigma}_{o_1}^{-1} h_2 = \hat{P}_{2:3,1} \hat{P}_{1,1}^{-1} h_2 \equiv \hat{W}_{2:3,1} h_2, \quad (\text{A.2})$$

where $P_{2:3,1} \equiv \mathbb{E}[e_{o_{2:3}} \otimes e_{o_1}]$

In S2 regression, we learn the matrix \hat{W} that gives the least squares solution to the system of equations

$$\hat{\mathbb{E}}[\xi_2|h_2] \equiv \hat{W}_{2:3,1} e_{o_1} = \hat{W} (\hat{W}_{2,1} e_{o_1}) \equiv \hat{W} \hat{\mathbb{E}}[\psi_2|h_2] \quad , \text{ for given samples of } h_2$$

which gives

$$\begin{aligned} \hat{W} &= \hat{W}_{2:3,1} \hat{\mathbb{E}}[e_{o_1} e_{o_1}^\top] \hat{W}_{2,1}^\top \left(\hat{W}_{2,1} \hat{\mathbb{E}}[e_{o_1} e_{o_1}^\top] \hat{W}_{2,1}^\top \right)^{-1} \\ &= \left(\hat{P}_{2:3,1} \hat{P}_{1,1}^{-1} \hat{P}_{2,1}^\top \right) \left(\hat{P}_{2,1} \hat{P}_{1,1}^{-1} \hat{P}_{2,1}^\top \right)^{-1} \\ &= \hat{P}_{2:3,1} \left(\hat{P}_{2,1} \right)^{-1} \end{aligned} \quad (\text{A.3})$$

Having learned the matrix \hat{W} , we can estimate

$$\hat{P}_t \equiv \hat{W} q_t$$

starting from a state q_t . Since p_t specifies a joint distribution over $e_{o_{t+1}}$ and e_{o_t} we can easily condition on (or marginalize o_t) to obtain q_{t+1} . We will show that this is equivalent to learning and applying observable operators as in [3]:

For a given value x of o_2 , define

$$B_x = u_x^\top \hat{W} = u_x^\top \hat{P}_{2:3,1} \left(\hat{P}_{2,1}^\top \right)^{-1}, \quad (\text{A.4})$$

where u_x is an $|\mathcal{O}| \times |\mathcal{O}|^2$ matrix which selects a block of rows in $\hat{P}_{2:3,1}$ corresponding to $o_2 = x$. Specifically, $u_x = \delta_x \otimes_k I_{|\mathcal{O}|}$.⁸

$$\begin{aligned} q_{t+1} &= \hat{\mathbb{E}}[e_{o_{t+1}} | o_{1:t}] \propto u_{o_t}^\top \hat{\mathbb{E}}[e_{o_{t:t+1}} | o_{1:t-1}] \\ &= u_{o_t}^\top \hat{\mathbb{E}}[\xi_t | o_{1:t-1}] = u_{o_t}^\top \hat{W} \mathbb{E}[\psi_t | o_{1:t-1}] = B_{o_t} q_t \end{aligned}$$

with a normalization constant given by

$$\frac{1}{1^\top B_{o_t} q_t} \quad (\text{A.5})$$

⁸Following the notation used in [3], $u_x^\top \hat{P}_{2:3,1} \equiv \hat{P}_{3,x,1}$

Now we move to a more realistic setting, where we have $\text{rank}(P_{2,1}) = m < |\mathcal{O}|$. Therefore we project the predictive state using a matrix U that preserves the dynamics, by requiring that $U^\top O$ (i.e. U is an independent set of columns spanning the range of the HMM observation matrix O).

It can be shown [3] that $\mathcal{R}(O) = \mathcal{R}(P_{2,1}) = \mathcal{R}(P_{2,1}P_{1,1}^{-1})$. Therefore, we can use the leading m left singular vectors of $\hat{W}_{2,1}$, which corresponds to replacing the linear regression in S1A with a reduced rank regression. However, for the sake of our discussion we will use the singular vectors of $P_{2,1}$. In more detail, let $[U, S, V]$ be the rank- m SVD decomposition of $P_{2,1}$. We use $\psi_t = U^\top e_{o_t}$ and $\xi_t = e_{o_t} \otimes_k U^\top e_{o_{t+1}}$. S1 weights are then given by $\hat{W}_{2,1}^{rr} = U^\top \hat{W}_{2,1}$ and $\hat{W}_{2:3,1}^{rr} = (I_{|\mathcal{O}|} \otimes_k U^\top) \hat{W}_{2:3,1}$ and S2 weights are given by

$$\begin{aligned} \hat{W}^{rr} &= (I_{|\mathcal{O}|} \otimes_k U^\top) \hat{W}_{2:3,1} \hat{\mathbb{E}}[e_{o_1} e_{o_1}^\top] \hat{W}_{2,1}^\top U \left(U^\top \hat{W}_{2,1} \hat{\mathbb{E}}[e_{o_1} e_{o_1}^\top] \hat{W}_{2,1}^\top U \right)^{-1} \\ &= (I_{|\mathcal{O}|} \otimes_k U^\top) \hat{P}_{2:3,1} \hat{P}_{1,1}^{-1} V S \left(S V^\top \hat{P}_{1,1}^{-1} V S \right)^{-1} \\ &= (I_{|\mathcal{O}|} \otimes_k U^\top) \hat{P}_{2:3,1} \hat{P}_{1,1}^{-1} V \left(V^\top \hat{P}_{1,1}^{-1} V \right)^{-1} S^{-1} \end{aligned} \quad (\text{A.6})$$

In the limit of infinite data, V spans $\text{range}(O) = \text{rowspace}(P_{2:3,1})$ and hence $P_{2:3,1} = P_{2:3,1} V V^\top$. Substituting in (A.6) gives

$$W^{rr} = (I_{|\mathcal{O}|} \otimes_k U^\top) P_{2:3,1} V S^{-1} = (I_{|\mathcal{O}|} \otimes_k U^\top) P_{2:3,1} (U^\top P_{2,1})^+$$

Similar to the full-rank case we define, for each observation x an $m \times |\mathcal{O}|^2$ selector matrix $u_x = \delta_x \otimes_k I_m$ and an observation operator

$$B_x = u_x^\top \hat{W}^{rr} \rightarrow U^\top P_{3,x,1} (U^\top P_{2,1})^+ \quad (\text{A.7})$$

This is exactly the observation operator obtained in [3]. However, instead of using A.6, they use A.7 with $P_{3,x,1}$ and $P_{2,1}$ replaced by their empirical estimates.

Note that for a state $b_t = \mathbb{E}[\psi_t | o_{1:t-1}]$, $B_x b_t = P(o_t | o_{1:t-1}) \mathbb{E}[\psi_{t+1} | o_{1:t}] = P(o_t | o_{1:t-1}) b_{t+1}$. To get b_{t+1} , the normalization constant becomes $\frac{P(o_t | o_{1:t-1})}{P(o_t | o_{1:t-1})} = \frac{1}{b_\infty^\top B_x b_t}$, where $b_\infty^\top b = 1$ for any valid predictive state b . To estimate b_∞ we solve the aforementioned condition for states estimated from all possible values of history features h_t . This gives,

$$b_\infty^\top \hat{W}_{2,1}^{rr} I_{|\mathcal{O}|} = b_\infty^\top U^\top \hat{P}_{2,1} \hat{P}_{1,1}^{-1} I_{|\mathcal{O}|} = 1_{|\mathcal{O}|}^\top,$$

where the columns of $I_{|\mathcal{O}|}$ represent all possible values of h_t . This in turn gives

$$\begin{aligned} b_\infty^\top &= 1_{|\mathcal{O}|}^\top \hat{P}_{1,1} (U^\top \hat{P}_{2,1})^+ \\ &= \hat{P}_{1,1}^\top (U^\top \hat{P}_{2,1})^+, \end{aligned}$$

the same estimator proposed in [3].

A.2 Stationary Kalman Filter

A Kalman filter is given by

$$\begin{aligned} s_t &= O s_{t-1} + \nu_t \\ o_t &= T s_t + \epsilon_t \\ \nu_t &\sim \mathcal{N}(0, \Sigma_s) \\ \epsilon_t &\sim \mathcal{N}(0, \Sigma_o) \end{aligned}$$

We consider the case of a *stationary* filter where $\Sigma_t \equiv \mathbb{E}[s_t s_t^\top]$ is independent of t . We choose our statistics

$$\begin{aligned} h_t &= o_{t-H:t-1} \\ \psi_t &= o_{t:t+F-1} \\ \xi_t &= o_{t:t+F}, \end{aligned}$$

Where a window of observations is represented by stacking individual observations into a single vector. It can be shown [11, 8] that

$$\mathbb{E}[s_t|h_t] = \Sigma_{s,h} \Sigma_{h,h}^{-1} h_t$$

and it follows that

$$\begin{aligned} \mathbb{E}[\psi_t|h_t] &= \Gamma \Sigma_{s,h} \Sigma_{h,h}^{-1} h_t = W_1 h_t \\ \mathbb{E}[\xi_t|h_t] &= \Gamma_+ \Sigma_{s,h} \Sigma_{h,h}^{-1} h_t = W_2 h_t \end{aligned}$$

where Γ is the extended observation operator

$$\Gamma \equiv \begin{pmatrix} O \\ OT \\ \vdots \\ OT^F \end{pmatrix}, \Gamma_+ \equiv \begin{pmatrix} O \\ OT \\ \vdots \\ OT^{F+1} \end{pmatrix}$$

It follows that F and H must be large enough to have $\text{rank}(W) = n$. Let $U \in \mathbb{R}^{mF \times n}$ be the matrix of left singular values of W_1 corresponding to non-zero singular values. Then $U^\top \Gamma$ is invertible and we can write

$$\begin{aligned} \mathbb{E}[\psi_t|h_t] &= UU^\top \Gamma \Sigma_{s,h} \Sigma_{h,h}^{-1} h_t = W_1 h_t \\ \mathbb{E}[\xi_t|h_t] &= \Gamma_+ \Sigma_{s,h} \Sigma_{h,h}^{-1} h_t = W_2 h_t \\ \mathbb{E}[\xi_t|h_t] &= \Gamma_+ (U^\top \Gamma)^{-1} U^\top \left(UU^\top \Gamma \Sigma_{s,h} \Sigma_{h,h}^{-1} h_t \right) \\ &= W \mathbb{E}[\psi_t|h_t] \end{aligned}$$

which matches the instrumental regression framework. For the steady-state case (constant Kalman gain), one can estimate Σ_ξ given the data and the parameter W by solving Riccati equation as described in [8]. $\mathbb{E}[\xi_t|o_{1:t-1}]$ and Σ_ξ then specify a joint Gaussian distribution over the next $F + 1$ observations where marginalization and conditioning can be easily performed.

We can also assume a Kalman filter that is not in the steady state (i.e. the Kalman gain is not constant). In this case we need to maintain sufficient statistics for a predictive Gaussian distribution (i.e. mean and covariance). Let vec denote the vectorization operation, which stacks the columns of a matrix into a single vector. We can stack h_t and $\text{vec}(h_t h_t^\top)$ to into a single vector that we refer to as 1st+2nd moments vector. We do the same for future and extended future. We can, in principle, perform linear regression on these 1st+2nd moment vectors but that requires an unnecessarily large number of parameters. Instead, we can learn an S1A regression function of the form

$$\mathbb{E}[\psi_t|h_t] = W_1 h_t \tag{A.8}$$

$$\mathbb{E}[\psi_t \psi_t^\top | h_t] = W_1 h_t h_t^\top W_1 + R \tag{A.9}$$

$$\tag{A.10}$$

Where R is simply the covariance of the residuals of the 1st moment regression (i.e. covariance of $r_t = \psi_t - \mathbb{E}[\psi_t|h_t]$). This is still a linear model in terms of 1st+2nd moment vectors and hence we can do the same for S1B and S2 regression models. This way, the extended belief vector p_t (the expectation of 1st+2nd moments of extended future) fully specifies a joint distribution over the next $F + 1$ observations.

A.3 HSE-PSR

We define a class of non-parametric two-stage instrumental regression models. By using conditional mean embedding [21] as S1 regression model, we recover a single-action variant of HSE-PSR [9]. Let $\mathcal{X}, \mathcal{Y}, \mathcal{Z}$ denote three reproducing kernel Hilbert spaces with reproducing kernels $k_{\mathcal{X}}, k_{\mathcal{Y}}$ and $k_{\mathcal{Z}}$ respectively. Assume $\psi_t \in \mathcal{X}$ and that $\xi_t \in \mathcal{Y}$ is defined as the tuple $(o_t \otimes o_t, \psi_{t+1} \otimes o_t)$. Let $\Psi \in \mathcal{X} \otimes \mathbb{R}^N$, $\Xi \in \mathcal{Y} \otimes \mathbb{R}^N$ and $\mathbf{H} \in \mathcal{Z} \otimes \mathbb{R}^N$ be operators that represent training data. Specifically,

ψ_s, ξ_s, h_s are the s^{th} "columns" in Ψ and Ξ and \mathbf{H} respectively. It is possible to implement S1 using a non-parametric regression method that takes the form of a linear smoother. In such case the training data for S2 regression take the form

$$\begin{aligned}\hat{\mathbb{E}}[\psi_t | h_t] &= \sum_{s=1}^N \beta_{s|h_t} \psi_s \\ \hat{\mathbb{E}}[\xi_t | h_t] &= \sum_{s=1}^N \gamma_{s|h_t} \xi_s,\end{aligned}$$

where β_s and γ_s depend on h_t . This produces the following training operators for S2 regression:

$$\begin{aligned}\tilde{\Psi} &= \Psi \mathbf{B} \\ \tilde{\Xi} &= \Xi \Gamma,\end{aligned}$$

where $\mathbf{B}_{st} = \beta_{s|h_t}$ and $\mathbf{\Gamma}_{st} = \gamma_{s|h_t}$. With this data, S2 regression uses a Gram matrix formulation to estimate the operator

$$W = \Xi \Gamma (\mathbf{B}^\top G_{\mathcal{X}, \mathcal{X}} \mathbf{B} + \lambda I_N)^{-1} \mathbf{B}^\top \Psi^* \quad (\text{A.11})$$

Note that we can use an arbitrary method to estimate \mathbf{B} . Using conditional mean maps, the weight matrix \mathbf{B} is computed using kernel ridge regression

$$\mathbf{B} = (G_{\mathcal{Z}, \mathcal{Z}} + \lambda I_N)^{-1} G_{\mathcal{Z}, \mathcal{Z}} \quad (\text{A.12})$$

HSE-PSR learning is similar to this setting, with ψ_t being a conditional expectation operator of test observations given test actions. For this reason, kernel ridge regression is replaced by application of kernel Bayes rule [10].

For each t , S1 regression will produce a denoised prediction $\hat{E}[\xi_t | h_t]$ as a linear combination of training feature maps

$$\hat{E}[\xi_t | h_t] = \Xi \alpha_t = \sum_{s=1}^N \alpha_{t,s} \xi_s$$

This corresponds to the covariance operators

$$\begin{aligned}\hat{\Sigma}_{\psi_{t+1} o_t | h_t} &= \sum_{s=1}^N \alpha_{t,s} \psi_{s+1} \otimes o_s = \Psi' \text{diag}(\alpha_t) \mathbf{O}^* \\ \hat{\Sigma}_{o_t o_t | h_t} &= \sum_{s=1}^N \alpha_{t,s} o_s \otimes o_s = \mathbf{O} \text{diag}(\alpha_t) \mathbf{O}^*\end{aligned}$$

Where, Ψ' is the shifted future training operator satisfying $\Psi' e_t = \psi_{t+1}$. Given these two covariance operators, we can use kernel Bayes rule [10] to condition on o_t which gives

$$q_{t+1} = \hat{E}[\psi_{t+1} | h_t] = \hat{\Sigma}_{\psi_{t+1} o_t | h_t} (\hat{\Sigma}_{o_t o_t | h_t} + \lambda I)^{-1} o_t. \quad (\text{A.13})$$

Replacing o_t in (A.13) with its conditional expectation $\sum_{s=1}^N \alpha_s o_s$ corresponds to marginalizing over o_t (i.e. prediction). A stable Gram matrix formulation for (A.13) is given by [10]

$$\begin{aligned}q_{t+1} &= \Psi' \text{diag}(\alpha_t) G_{\mathcal{O}, \mathcal{O}} ((\text{diag}(\alpha_t) G_{\mathcal{O}, \mathcal{O}})^2 + \lambda N I)^{-1} \\ &\quad \cdot \text{diag}(\alpha_t) \mathbf{O}^* o_{t+1} \\ &= \Psi' \tilde{\alpha}_{t+1},\end{aligned} \quad (\text{A.14})$$

which is the state update equation in HSE-PSR. Given $\tilde{\alpha}_{t+1}$ we perform S2 regression to estimate

$$\hat{P}_{t+1} = \hat{\mathbb{E}}[\xi_{t+1} | o_{1:t+1}] = \Xi \alpha_{t+1} = W \Psi' \tilde{\alpha}_{t+1},$$

where W is defined in (A.11).

B Proofs

B.1 Proof of Main Theorem

In this section we provide a proof for theorem 2. We provide finite sample analysis of the effects of S1 regression, covariance estimation and regularization. The asymptotic statement becomes a natural consequence.

We will make use of matrix Bernstein's inequality stated below:

Lemma B.1 (Matrix Bernstein's Inequality [22]). *Let A be a random square symmetric matrix, and $r > 0$, $v > 0$ and $k > 0$ be such that, almost surely,*

$$\begin{aligned} \mathbb{E}[A] &= 0, \quad \lambda_{\max}[A] \leq r, \\ \lambda_{\max}[\mathbb{E}[A^2]] &\leq v, \quad \text{tr}(\mathbb{E}[A^2]) \leq k. \end{aligned}$$

If A_1, A_2, \dots, A_N are independent copies of A , then for any $t > 0$,

$$\begin{aligned} \Pr \left[\lambda_{\max} \left[\frac{1}{N} \sum_{t=1}^N A_t \right] > \sqrt{\frac{2vt}{N}} + \frac{rt}{3N} \right] \\ \leq \frac{kt}{v} (e^t - t - 1)^{-1}. \end{aligned} \quad (\text{B.1})$$

If $t \geq 2.6$, then $t(e^t - t - 1)^{-1} \leq e^{-t/2}$.

Recall that, assuming $x_{test} \in \mathcal{R}(\Sigma_{\bar{x}\bar{x}})$, we have three sources of error: first, the error in S1 regression causes the input to S2 regression procedure (\hat{x}_t, \hat{y}_t) to be a perturbed version of the true (\bar{x}_t, \bar{y}_t) ; second, the covariance operators are estimated from a finite sample of size N ; and third, there is the effect of regularization. In the proof, we characterize the effect of each source of error. To do so, we define the following intermediate quantities:

$$W_\lambda = \Sigma_{\bar{y}\bar{x}} (\Sigma_{\bar{x}\bar{x}} + \lambda I)^{-1} \quad (\text{B.2})$$

$$\bar{W}_\lambda = \hat{\Sigma}_{\bar{y}\bar{x}} \left(\hat{\Sigma}_{\bar{x}\bar{x}} + \lambda I \right)^{-1}, \quad (\text{B.3})$$

where

$$\hat{\Sigma}_{\bar{y}\bar{x}} \equiv \frac{1}{N} \sum_{t=1}^N \bar{y}_t \otimes \bar{x}_t$$

and $\hat{\Sigma}_{\bar{x}\bar{x}}$ is defined similarly. Basically, W_λ captures only the effect of regularization and \bar{W}_λ captures in addition the effect of finite sample estimate of the covariance. \bar{W}_λ is the result of S2 regression if \bar{x} and \bar{y} were perfectly recovered by S1 regression. It is important to note that $\hat{\Sigma}_{\bar{x}\bar{y}}$ and $\hat{\Sigma}_{\bar{x}\bar{x}}$ are *not* observable quantities since they depend on the true expectations \bar{x} and \bar{y} . We will use λ_{x_i} and λ_{y_i} to denote the i^{th} eigenvalue of $\Sigma_{\bar{x}\bar{x}}$ and $\Sigma_{\bar{y}\bar{y}}$ respectively in descending order and we will use $\|\cdot\|$ to denote the operator norm.

Before we prove the main theorem, we define the quantities $\zeta_{\delta, N}^{\bar{x}\bar{x}}$ and $\zeta_{\delta, N}^{\bar{x}\bar{y}}$ which we use to bound the effect of covariance estimation from finite data, as stated in the following lemma:

Lemma B.2 (Covariance error bound). *Let N be a positive integer and $\delta \in (0, 1)$ and assume that $\|\bar{x}\|, \|\bar{y}\| < c < \infty$ almost surely. Let $\zeta_{\delta, N}^{\bar{x}\bar{y}}$ be defined as:*

$$\zeta_{\delta, N}^{\bar{x}\bar{y}} = \sqrt{\frac{2vt}{N}} + \frac{rt}{3N}, \quad (\text{B.4})$$

where

$$\begin{aligned} t &= \max(2.6, 2 \log(4k/\delta v)) \\ r &= c^2 + \|\Sigma_{\bar{y}\bar{x}}\| \\ v &= c^2 \max(\lambda_{y_1}, \lambda_{x_1}) + \|\Sigma_{\bar{x}\bar{y}}\|^2 \\ k &= c^2 (\text{tr}(\Sigma_{\bar{x}\bar{x}}) + \text{tr}(\Sigma_{\bar{y}\bar{y}})) \end{aligned}$$

In addition, let $\zeta_{\delta,N}^{\bar{x}\bar{x}}$ be defined as:

$$\zeta_{\delta,N}^{\bar{x}\bar{x}} = \sqrt{\frac{2v't'}{N}} + \frac{r't'}{3N}, \quad (\text{B.5})$$

where

$$\begin{aligned} t' &= \max(2.6, 2 \log(4k'/\delta v')) \\ r' &= c^2 + \lambda_{x1} \\ v' &= c^2 \lambda_{x1} + \lambda_{x1}^2 \\ k' &= c^2 \text{tr}(\Sigma_{\bar{x}\bar{x}}) \end{aligned}$$

and define $\zeta_{\delta,N}^{\bar{y}\bar{y}}$ similarly for $\Sigma_{\bar{y}\bar{y}}$.

It follows that, with probability at least $1 - \delta/2$,

$$\begin{aligned} \|\hat{\Sigma}_{\bar{y}\bar{x}} - \Sigma_{\bar{y}\bar{x}}\| &< \zeta_{\delta,N}^{\bar{x}\bar{y}} \\ \|\hat{\Sigma}_{\bar{x}\bar{x}} - \Sigma_{\bar{x}\bar{x}}\| &< \zeta_{\delta,N}^{\bar{x}\bar{x}} \\ \|\hat{\Sigma}_{\bar{y}\bar{y}} - \Sigma_{\bar{y}\bar{y}}\| &< \zeta_{\delta,N}^{\bar{y}\bar{y}} \end{aligned}$$

Proof. We show that each statement holds with probability at least $1 - \delta/6$. The claim then follows directly from the union bound. We start with $\zeta_{\delta,N}^{\bar{x}\bar{x}}$. By setting $A_t = \bar{x}_t \otimes \bar{x}_t - \Sigma_{\bar{x}\bar{x}}$ then we would like to obtain a high probability bound on $\|\frac{1}{N} \sum_{t=1}^N A_t\|$. Lemma B.1 shows that, in order to satisfy the bound with probability at least $1 - \delta/6$, it suffices to set t to $\max(2.6, 2k \log(6/\delta v))$. So, it remains to find suitable values for r, v and k :

$$\begin{aligned} \lambda_{\max}[A] &\leq \|\bar{x}\|^2 + \|\Sigma_{\bar{x}\bar{x}}\| \leq c^2 + \lambda_{x1} = r' \\ \lambda_{\max}[\mathbb{E}[A^2]] &= \lambda_{\max}[\mathbb{E}[\|\bar{x}\|^2(\bar{x} \otimes \bar{x}) - (\bar{x} \otimes \bar{x})\Sigma_{\bar{x}\bar{x}} - \Sigma_{\bar{x}\bar{x}}(\bar{x} \otimes \bar{x}) + \Sigma_{\bar{x}\bar{x}}^2]] \\ &= \lambda_{\max}[\mathbb{E}[\|\bar{x}\|^2(\bar{x} \otimes \bar{x}) - \Sigma_{\bar{x}\bar{x}}^2]] \leq c^2 \lambda_{x1} + \lambda_{x1}^2 = v' \\ \text{tr}[\mathbb{E}[A^2]] &= \text{tr}[\mathbb{E}[\|\bar{x}\|^2(\bar{x} \otimes \bar{x}) - \Sigma_{\bar{x}\bar{x}}^2]] \leq \text{tr}[\mathbb{E}[\|\bar{x}\|^2(\bar{x} \otimes \bar{x})]] \leq c^2 \text{tr}(\Sigma_{\bar{x}\bar{x}}) = k' \end{aligned}$$

The case of $\zeta_{\delta,N}^{\bar{y}\bar{y}}$ can be proven similarly. Now moving to $\zeta_{\delta,N}^{\bar{x}\bar{y}}$, we have $B_t = \bar{y}_t \otimes \bar{x}_t - \Sigma_{\bar{y}\bar{x}}$. Since B_t is not square, we use the Hermitian dilation $\mathcal{H}(B)$ defined as follows[23]:

$$A = \mathcal{H}(B) = \begin{bmatrix} 0 & B \\ B^* & 0 \end{bmatrix}$$

Note that

$$\lambda_{\max}[A] = \|B\|, \quad A^2 = \begin{bmatrix} BB^* & 0 \\ 0 & B^*B \end{bmatrix}$$

therefore suffices to bound $\|\frac{1}{N} \sum_{t=1}^N A_t\|$ using an argument similar to that used in $\zeta_{\delta,N}^{\bar{x}\bar{x}}$ case. \square

To prove theorem 2, we write

$$\begin{aligned} \|\hat{W}_\lambda x_{\text{test}} - W x_{\text{test}}\|_{\mathcal{Y}} &\leq \|(\hat{W}_\lambda - \bar{W}_\lambda) \bar{x}_{\text{test}}\|_{\mathcal{Y}} \\ &\quad + \|(\bar{W}_\lambda - W_\lambda) \bar{x}_{\text{test}}\|_{\mathcal{Y}} \\ &\quad + \|(W_\lambda - W) \bar{x}_{\text{test}}\|_{\mathcal{Y}} \end{aligned} \quad (\text{B.6})$$

We will now present bounds on each term. We consider the case where $\bar{x}_{\text{test}} \in \mathcal{R}(\Sigma_{\bar{x}\bar{x}})$. Extension to $\overline{\mathcal{R}(\Sigma_{\bar{x}\bar{x}})}$ is a result of the assumed boundedness of W , which implies the boundedness of $\hat{W}_\lambda - W$.

Lemma B.3 (Error due to S1 Regression). *Assume that $\|\bar{x}\|, \|\bar{y}\| < c < \infty$ almost surely, and let $\eta_{\delta,N}$ be as defined in Definition 1. The following holds with probability at least $1 - \delta$*

$$\begin{aligned} \|\hat{W}_\lambda - \bar{W}_\lambda\| &\leq \sqrt{\lambda_{y1} + \zeta_{\delta,N}^{\bar{y}\bar{y}}} \frac{(2c\eta_{\delta,N} + \eta_{\delta,N}^2)}{\lambda^{\frac{3}{2}}} \\ &\quad + \frac{(2c\eta_{\delta,N} + \eta_{\delta,N}^2)}{\lambda} \\ &= O\left(\eta_{\delta,N} \left(\frac{1}{\lambda} + \frac{\sqrt{1 + \frac{\log(1/\delta)}{\sqrt{N}}}}{\lambda^{\frac{3}{2}}}\right)\right). \end{aligned}$$

The asymptotic statement assumes $\eta_{\delta,N} \rightarrow 0$ as $N \rightarrow \infty$.

Proof. Write $\hat{\Sigma}_{\hat{x}\hat{x}} = \hat{\Sigma}_{\bar{x}\bar{x}} + \Delta_x$ and $\hat{\Sigma}_{\hat{y}\hat{x}} = \hat{\Sigma}_{\bar{y}\bar{x}} + \Delta_{yx}$. We know that, with probability at least $1 - \delta/2$, the following is satisfied for all unit vectors $\phi_x \in \mathcal{X}$ and $\phi_y \in \mathcal{Y}$

$$\begin{aligned} \langle \phi_y, \Delta_{yx}\phi_x \rangle_{\mathcal{Y}} &= \frac{1}{N} \sum_{t=1}^N \langle \phi_y, \hat{y}_t \rangle_{\mathcal{Y}} \langle \phi_x, \hat{x}_t \rangle_{\mathcal{X}} \\ &\quad - \langle \phi_y, \hat{y}_t \rangle_{\mathcal{Y}} \langle \phi_x, \bar{x}_t \rangle_{\mathcal{X}} \\ &\quad + \langle \phi_y, \hat{y}_t \rangle_{\mathcal{Y}} \langle \phi_x, \bar{x}_t \rangle_{\mathcal{X}} - \langle \phi_y, \bar{y}_t \rangle_{\mathcal{Y}} \langle \phi_x, \bar{x}_t \rangle_{\mathcal{X}} \\ &= \frac{1}{N} \sum_t \langle \phi_y, \bar{y}_t + (\hat{y}_t - \bar{y}_t) \rangle_{\mathcal{Y}} \langle \phi_x, \hat{x}_t - \bar{x}_t \rangle_{\mathcal{X}} \\ &\quad + \langle \phi_y, \hat{y}_t - \bar{y}_t \rangle_{\mathcal{Y}} \langle \phi_x, \bar{x}_t \rangle_{\mathcal{X}} \\ &\leq 2c\eta_{\delta,N} + \eta_{\delta,N}^2 \end{aligned}$$

Therefore,

$$\|\Delta_{yx}\| = \sup_{\|\phi_x\|_{\mathcal{X}} \leq 1, \|\phi_y\|_{\mathcal{Y}} \leq 1} \langle \phi_y, \Delta_{yx}\phi_x \rangle_{\mathcal{Y}} \leq 2c\eta_{\delta,N} + \eta_{\delta,N}^2,$$

and similarly

$$\|\Delta_x\| \leq 2c\eta_{\delta,N} + \eta_{\delta,N}^2,$$

with probability $1 - \delta/2$. We can write

$$\begin{aligned} \hat{W}_\lambda - \bar{W}_\lambda &= \hat{\Sigma}_{\bar{y}\bar{x}} \left((\hat{\Sigma}_{\bar{x}\bar{x}} + \Delta_x + \lambda I)^{-1} - (\hat{\Sigma}_{\bar{x}\bar{x}} + \lambda I)^{-1} \right) \\ &\quad + \Delta_{yx} (\hat{\Sigma}_{\bar{x}\bar{x}} + \Delta_x + \lambda I)^{-1} \end{aligned}$$

Using the fact that $B^{-1} - A^{-1} = B^{-1}(A - B)A^{-1}$ for invertible operators A and B we get

$$\begin{aligned} \hat{W}_\lambda - \bar{W}_\lambda &= -\hat{\Sigma}_{\bar{y}\bar{x}} (\hat{\Sigma}_{\bar{x}\bar{x}} + \lambda I)^{-1} \Delta_x (\hat{\Sigma}_{\bar{x}\bar{x}} + \Delta_x + \lambda I)^{-1} \\ &\quad + \Delta_{yx} (\hat{\Sigma}_{\bar{x}\bar{x}} + \Delta_x + \lambda I)^{-1} \end{aligned}$$

we then use the decomposition $\hat{\Sigma}_{\bar{y}\bar{x}} = \hat{\Sigma}_{\bar{y}\bar{y}}^{\frac{1}{2}} V \hat{\Sigma}_{\bar{x}\bar{x}}^{\frac{1}{2}}$, where V is a correlation operator satisfying $\|V\| \leq 1$. This gives

$$\begin{aligned} \hat{W}_\lambda - \bar{W}_\lambda &= \\ &\quad - \hat{\Sigma}_{\bar{y}\bar{y}}^{\frac{1}{2}} V \hat{\Sigma}_{\bar{x}\bar{x}}^{\frac{1}{2}} (\hat{\Sigma}_{\bar{x}\bar{x}} + \lambda I)^{-\frac{1}{2}} (\hat{\Sigma}_{\bar{x}\bar{x}} + \lambda I)^{-\frac{1}{2}} \Delta_x (\hat{\Sigma}_{\bar{x}\bar{x}} + \Delta_x + \lambda I)^{-1} \\ &\quad + \Delta_{yx} (\hat{\Sigma}_{\bar{x}\bar{x}} + \Delta_x + \lambda I)^{-1} \end{aligned}$$

Noting that $\|\hat{\Sigma}_{\bar{x}\bar{x}}^{\frac{1}{2}} (\hat{\Sigma}_{\bar{x}\bar{x}} + \lambda I)^{-\frac{1}{2}}\| \leq 1$, the rest of the proof follows from triangular inequality and the fact that $\|AB\| \leq \|A\| \|B\|$ \square

Lemma B.4 (Error due to Covariance). *Assuming that $\|\bar{x}\|_{\mathcal{X}}, \|\bar{y}\|_{\mathcal{Y}} < c < \infty$ almost surely, the following holds with probability at least $1 - \frac{\delta}{2}$*

$$\|\bar{W}_\lambda - W_\lambda\| \leq \sqrt{\lambda_{y1}} \zeta_{\delta,N}^{\bar{x}\bar{x}} \lambda^{-\frac{3}{2}} + \frac{\zeta_{\delta,N}^{\bar{x}\bar{y}}}{\lambda}$$

, where $\zeta_{\delta,N}^{\bar{x}\bar{x}}$ and $\zeta_{\delta,N}^{\bar{x}\bar{y}}$ are as defined in Lemma B.2.

Proof. Write $\hat{\Sigma}_{\bar{x}\bar{x}} = \Sigma_{\bar{x}\bar{x}} + \Delta_x$ and $\hat{\Sigma}_{\bar{y}\bar{x}} = \Sigma_{\bar{y}\bar{x}} + \Delta_{yx}$. Then we get

$$\bar{W}_\lambda - W_\lambda = \Sigma_{\bar{y}\bar{x}} \left((\Sigma_{\bar{x}\bar{x}} + \Delta_x + \lambda I)^{-1} - (\Sigma_{\bar{x}\bar{x}} + \lambda I)^{-1} \right) + \Delta_{yx} (\Sigma_{\bar{x}\bar{x}} + \Delta_x + \lambda I)^{-1}$$

Using the fact that $B^{-1} - A^{-1} = B^{-1}(A - B)A^{-1}$ for invertible operators A and B we get

$$\bar{W}_\lambda - W_\lambda = -\Sigma_{\bar{y}\bar{x}} (\Sigma_{\bar{x}\bar{x}} + \lambda I)^{-1} \Delta_x (\Sigma_{\bar{x}\bar{x}} + \Delta_x + \lambda I)^{-1} + \Delta_{yx} (\Sigma_{\bar{x}\bar{x}} + \Delta_x + \lambda I)^{-1}$$

we then use the decomposition $\Sigma_{\bar{y}\bar{x}} = \Sigma_{\bar{y}\bar{y}}^{\frac{1}{2}} V \Sigma_{\bar{x}\bar{x}}^{\frac{1}{2}}$, where V is a correlation operator satisfying $\|V\| \leq 1$. This gives

$$\begin{aligned} \bar{W}_\lambda - W_\lambda &= \\ &= -\Sigma_{\bar{y}\bar{y}}^{\frac{1}{2}} V \Sigma_{\bar{x}\bar{x}}^{\frac{1}{2}} (\Sigma_{\bar{x}\bar{x}} + \lambda I)^{-\frac{1}{2}} (\Sigma_{\bar{x}\bar{x}} + \Delta_x + \lambda I)^{-\frac{1}{2}} \\ &\quad \cdot \Delta_x (\Sigma_{\bar{x}\bar{x}} + \Delta_x + \lambda I)^{-1} \\ &\quad + \Delta_{yx} (\Sigma_{\bar{x}\bar{x}} + \Delta_x + \lambda I)^{-1} \end{aligned}$$

Noting that $\|\Sigma_{\bar{x}\bar{x}}^{\frac{1}{2}} (\Sigma_{\bar{x}\bar{x}} + \lambda I)^{-\frac{1}{2}}\| \leq 1$, the rest of the proof follows from triangular inequality and the fact that $\|AB\| \leq \|A\| \|B\|$ \square

Lemma B.5 (Error due to Regularization on inputs within $\mathcal{R}(\Sigma_{\bar{x}\bar{x}})$). *For any $x \in \mathcal{R}(\Sigma_{\bar{x}\bar{x}})$ s.t. $\|x\|_{\mathcal{X}} \leq 1$ and $\|\Sigma_{\bar{x}\bar{x}}^{-\frac{1}{2}} x\|_{\mathcal{X}} \leq C$. The following holds*

$$\|(W_\lambda - W)x\|_{\mathcal{Y}} \leq \frac{1}{2} \sqrt{\lambda} \|W\|_{HS} C$$

Proof. Since $x \in \mathcal{R}(\Sigma_{\bar{x}\bar{x}}) \subseteq \mathcal{R}(\Sigma_{\bar{x}\bar{x}}^{\frac{1}{2}})$, we can write $x = \Sigma_{\bar{x}\bar{x}}^{\frac{1}{2}} v$ for some $v \in \mathcal{X}$ s.t. $\|v\|_{\mathcal{X}} \leq C$. Then

$$(W_\lambda - W)x = \Sigma_{\bar{y}\bar{x}} \left((\Sigma_{\bar{x}\bar{x}} + \lambda I)^{-1} - \Sigma_{\bar{x}\bar{x}}^{-1} \right) \Sigma_{\bar{x}\bar{x}}^{\frac{1}{2}} v$$

Let $D = \Sigma_{\bar{y}\bar{x}} \left((\Sigma_{\bar{x}\bar{x}} + \lambda I)^{-1} - \Sigma_{\bar{x}\bar{x}}^{-1} \right) \Sigma_{\bar{x}\bar{x}}^{\frac{1}{2}}$. We will bound the Hilbert-Schmidt norm of D . Let $\psi_{xi} \in \mathcal{X}$, $\psi_{yi} \in \mathcal{Y}$ denote the eigenvector corresponding to λ_{xi} and λ_{yi} respectively. Define $s_{ij} = |\langle \psi_{yj}, \Sigma_{\bar{x}\bar{y}} \psi_{xi} \rangle_{\mathcal{Y}}|$. Then we have

$$\begin{aligned} |\langle \psi_{yj}, D\psi_{xi} \rangle_{\mathcal{Y}}| &= \left| \langle \psi_{yj}, \Sigma_{\bar{y}\bar{x}} \frac{\lambda}{(\lambda_{xi} + \lambda) \sqrt{\lambda_{xi}}} \psi_{xi} \rangle_{\mathcal{Y}} \right| \\ &= \frac{\lambda s_{ij}}{(\lambda_{xi} + \lambda) \sqrt{\lambda_{xi}}} = \frac{s_{ij}}{\sqrt{\lambda_{xi}}} \frac{1}{\frac{\lambda}{\lambda_{xi}} + 1} \\ &\leq \frac{s_{ij}}{\sqrt{\lambda_{xi}}} \cdot \frac{1}{2} \sqrt{\frac{\lambda}{\lambda_{xi}}} = \frac{1}{2} \sqrt{\lambda} \frac{s_{ij}}{\lambda_{xi}} \\ &= \frac{1}{2} \sqrt{\lambda} |\langle \psi_{yj}, W\psi_{xi} \rangle_{\mathcal{Y}}|, \end{aligned}$$

where the inequality follows from the arithmetic-geometric-harmonic mean inequality. This gives the following bound

$$\|D\|_{HS}^2 = \sum_{i,j} \langle \psi_{yj}, D\psi_{xi} \rangle_{\mathcal{Y}}^2 \leq \frac{1}{2} \sqrt{\lambda} \|W\|_{HS}^2$$

and hence

$$\begin{aligned} \|(W_\lambda - W)x\|_{\mathcal{Y}} &\leq \|D\| \|v\|_{\mathcal{X}} \leq \|D\|_{HS} \|v\|_{\mathcal{X}} \\ &\leq \frac{1}{2} \sqrt{\lambda} \|W\|_{HS} C \end{aligned}$$

□

Note that the additional assumption that $\|\Sigma_{\bar{x}\bar{x}}^{-\frac{1}{2}}x\|_{\mathcal{X}} \leq C$ is not required to obtain an asymptotic $O(\sqrt{\lambda})$ rate for a given x . This assumption, however, allows us to uniformly bound the constant. Theorem 2 is simply the result of plugging the bounds in Lemmata B.3, B.4, and B.5 into (B.6) and using the union bound.

B.2 Proof of Lemma 3

for $t = 1$: Let \mathcal{I} be an index set over training instances such that

$$\hat{Q}_1^{\text{test}} = \frac{1}{|\mathcal{I}|} \sum_{i \in \mathcal{I}} \hat{Q}_i$$

Then

$$\|\hat{Q}_1^{\text{test}} - \tilde{Q}_1^{\text{test}}\|_{\mathcal{X}} = \frac{1}{|\mathcal{I}|} \sum_{i \in \mathcal{I}} \|\hat{Q}_i - \tilde{Q}_i\|_{\mathcal{X}} \leq \frac{1}{|\mathcal{I}|} \sum_{i \in \mathcal{I}} \|\hat{Q}_i - Q_i\|_{\mathcal{X}} \leq \eta_{\delta, N}$$

for $t > 1$: Let A denote a projection operator on $\mathcal{R}^\perp(\Sigma_{\bar{y}\bar{y}})$

$$\begin{aligned} \|\hat{Q}_{t+1}^{\text{test}} - \tilde{Q}_{t+1}^{\text{test}}\|_{\mathcal{X}} &\leq L \|\hat{P}_t^{\text{test}} - \tilde{P}_t^{\text{test}}\|_{\mathcal{Y}} \leq L \|A \hat{W}_\lambda \hat{Q}_t^{\text{test}}\|_{\mathcal{Y}} \\ &\leq L \left\| \frac{1}{N} \left(\sum_{i=1}^N A \hat{P}_i \otimes \hat{Q}_i \right) \left(\frac{1}{N} \sum_{i=1}^N \hat{Q}_i \otimes \hat{Q}_i + \lambda I \right)^{-1} \right\| \|\hat{Q}_t^{\text{test}}\|_{\mathcal{X}} \\ &\leq L \left\| \frac{1}{N} \sum_{i=1}^N A \hat{P}_i \otimes A \hat{P}_i \right\|^{\frac{1}{2}} \frac{1}{\sqrt{\lambda}} \|\hat{Q}_t^{\text{test}}\|_{\mathcal{X}} \leq L \frac{\eta_{\delta, N}}{\sqrt{\lambda}} \|\hat{Q}_t^{\text{test}}\|_{\mathcal{X}}, \end{aligned}$$

where the second to last inequality follows from the decomposition similar to $\Sigma_{\mathcal{Y}\mathcal{X}} = \Sigma_{\bar{Y}}^{\frac{1}{2}} V \Sigma_{\bar{X}}^{\frac{1}{2}}$, and the last inequality follows from the fact that $\|A \hat{P}_i\|_{\mathcal{Y}} \leq \|\hat{P}_i - \tilde{P}_i\|_{\mathcal{Y}}$. □

C Examples of S1 Regression Bounds

The following propositions provide concrete examples of S1 regression bounds $\eta_{\delta, N}$ for practical regression models.

Proposition C.1. *Assume $\mathcal{X} \equiv \mathbb{R}^{d_x}, \mathbb{R}^{d_y}, \mathbb{R}^{d_z}$ for some $d_x, d_y, d_z < \infty$ and that \bar{x} and \bar{y} are linear vector functions of z where the parameters are estimated using ordinary least squares. Assume that $\|\bar{x}\|_{\mathcal{X}}, \|\bar{y}\|_{\mathcal{Y}} < c < \infty$ almost surely. Let $\eta_{\delta, N}$ be as defined in Definition 1. Then*

$$\eta_{\delta, N} = O \left(\sqrt{\frac{d_z}{N}} \log((d_x + d_y)/\delta) \right)$$

Proof. (sketch) This is based on results that bound parameter estimation error in linear regression with univariate response (e.g. [24]). Note that if $\bar{x}_{ti} = U_i^\top z_t$ for some $U_i \in \mathcal{Z}$, then a bound on the error norm $\|\hat{U}_i - U_i\|$ implies a uniform bound of the same rate on $\hat{x}_i - \bar{x}$. The probability of exceeding the bound is scaled by $1/(d_x + d_y)$ to correct for multiple regressions. □

Variants of Proposition C.1 can also be developed using bounds on non-linear regression models (e.g., generalized linear models).

The next proposition addresses a scenario where \mathcal{X} and \mathcal{Y} are infinite dimensional.

Proposition C.2. Assume that x and y are kernel evaluation functionals, \bar{x} and \bar{y} are linear vector functions of z where the linear operator is estimated using conditional mean embedding [21] with regularization parameter $\lambda_0 > 0$ and that $\|\bar{x}\|_{\mathcal{X}}, \|\bar{y}\|_{\mathcal{Y}} < c < \infty$ almost surely. Let $\eta_{\delta, N}$ be as defined in Definition 1. It follows that

$$\eta_{\delta, N} = O\left(\sqrt{\lambda_0} + \sqrt{\frac{\log(N/\delta)}{\lambda_0 N}}\right)$$

Proof. (sketch) This bound is based on [21], which gives a bound on the error in estimating the conditional mean embedding. The error probability is adjusted by $\delta/4N$ to accommodate the requirement that the bound holds for all training data. \square