

Structural signature of glass transition in CuZr metallic glass-former

Z. W. Wu¹, F. X. Li², C. W. Huo², M. Z. Li^{2, *}, W. H. Wang³, and K. X. Liu^{1, +}

¹*Department of Mechanics and Engineering Science, LTCS, and CAPT, College of Engineering, Peking University, Beijing 100871 China*

²*Department of Physics, Renmin University of China, Beijing 100872 China*

³*Institute of Physics, Chinese Academy of Sciences, Beijing 100190 China*

Abstract

The correlation between the percolation of the local favored icosahedral cluster (IC) and glass transition in CuZr metallic glass former were investigated via molecular dynamics simulations. The size distribution of super-clusters formed by ICs via volume-sharing in the supercooled liquid state of CuZr was calculated. It is found that the size distribution follows a very good scaling behavior if the cluster number density scaled by $s^{-\tau}$ and the corresponding cluster size s is scaled by $|1 - T_c/T|^{-1/\sigma}$. Here T_c is a crossover temperature which consists with the thermodynamic glass transition temperature T_g . τ and σ are the scaling exponents. Furthermore, we unveil that the icosahedral medium-range order will remarkably slow down the local dynamics of the supercooled liquids, as well as lead to a positive feedback for the optimization of the icosahedral short-range order which minimizes the local energy density. Our results indicates that glass transition closely correlates with the percolation of the local favored ICs in CuZr system. The self-aggregation of the ICs will introduced dynamic slowing down and energy density minimization in the system.

*maozhili@ruc.edu.cn

+kliu@pku.edu.cn

Introduction

The nature of glass and glass transition is the deepest and most interesting unsolved problem in the solid state science.¹ Within a generic definition, large number of systems spanning a broad range of length scale such as atomic and colloidal system, foams, and granular materials, can be considered as glass when some conditions have been satisfied.² Metallic glass, as a relatively “simple” glassy system for academic study of glass transition and potentially useful industrial material,³ it has attracted much attention and interest of multitudinous scientists from broad research field.^{4, 5}

The CuZr metallic glass-former has been extensively investigated.⁶⁻⁹ It exhibits a high glass-forming ability,¹⁰ and its binary chemical composition reduces the complexity of the possible local atomic structures, leading to this system ideal for the study of the evolution of the spatial structure of liquids as they are supercooled to form a glass.¹¹ Many researches have confirmed that the local icosahedral short-range order is uniquely responsible for dynamical slowing down during the formation of the CuZr metallic glasses. Our recent work also demonstrates that dynamical heterogeneity, central question to understand the nature of glass transition,¹² is indeed correlated with the medium-range static atomic structures formed by icosahedral clusters (ICs) in the supercooled glass-forming liquids.⁸ The evolution of icosahedral network compactly correlates with the dynamic arrest process which leads to final glass transition. A percolating icosahedral network appearing as system being supercooled has been discussed in phenomenology.¹¹ However, there is no theoretical study available to clarify the relationship between the percolation of ICs and the onset

of glass transition. A semi-quantitative equation describing the temperature-dependence of character super-icosahedral cluster size during quenching has not been given. The relationship between the establishing of icosahedral medium-range order and the properties' evolution of the supercooled liquids haven't been discussed enough. Hence this study is aimed at bridging the gap. Our main objective is to give a description of the glass transition process with the concept of geometrical phase transition of percolation. The relationship between a geometrical factor (Super-clusters size) and thermodynamic quantity (Temperature) has been proposed to make us understand the atomic structural evolution better during the glass transition process. The influences on the local dynamics and energy of the system, causing by the connection of ICs in the supercooled liquids, also have been discussed, and it tells us why there is a correlation between the glass transition and the connection of ICs.

In this study, other than tracing the largest super-cluster connected by the ICs, we give the super-cluster size distribution at different temperature stage during the quenching process. A conventional routine of data-scaling process has been operated based on *percolation theory*.^{13, 14} The good data collapse make us estimate the critical exponent reliably. The scaling got parameters τ and σ are 2.19 and 0.40 respectively, and the crossover temperature T_c is at 700 K which is consistent with the thermodynamic signal of glass transition $T_{g\text{-end}}$ (700 K). The results indicates that glass transition correlates with the percolation of the system's local favored atomic-level structures. Further analysis indicates that the connection between ICs

will remarkably slow down the local dynamics of the supercooled liquids as well as lead to a positive feedback for the optimization of the local icosahedral short-range order which will minimize the local energy density, and finally, all of these effects will contribute to the glassy slow dynamics.

Models and Methods

Molecular dynamic (MD) calculations were carried out using the LAMMPS code.¹⁵ The sample of Cu₅₀Zr₅₀ contains 10000 atoms, and the interatomic interaction was described by the EAM potential.¹⁶ The periodic boundary condition was applied in all three dimensions. At first, the sample was equilibrated at 2000 K for 4ns (2,000,000 MD steps). Then, it would be cooled down to 1600 K, 1500 K, 1400 K, 1300 K, 1200 K, 1100 K, and 1000 K with a fixed cooling rate of 0.1 K/ps, respectively. At different temperature, the sample would be relaxed other 1,000,000 MD steps for the analysis of structural properties (500 atomic configurations will be applied for ensemble average). Another simulation was done by continuously quenching the sample at 2000 K to 300 K with equivalent cooling rate to get a more smoothing Volume versus Temperature profile. The local atomic structures in the supercooled liquid samples at different temperatures were analyzed by the Voronoi tessellation method.¹⁷⁻²⁰ To characterize the connectivity of ICs in a system, we introduced the graph theory.²¹⁻²³ In our scheme,^{8, 24} the central atom of an IC was treated as a node, and two nodes were considered to be connected if they were first-nearest neighbors with each other, that was, the corresponding two ICs were interpenetrated and shared at least five nearest-neighbor atoms (or two $\langle 0,0,12,0 \rangle$

Voronoi polyhedrons were connected by sharing a pentagon face). our choice of this ICs connecting-type was based on the recent experiment results, the interpenetrated connecting-type being popular and stable.²⁵ Based on our scenario, the degree k of a node was defined as the number of other nodes connected to it. So the degree k of the icosahedron-central atom is equal to the number of its first-nearest neighbors who also owned a $\langle 0,0,12,0 \rangle$ Voronoi polyhedron.

Results and Discussion

Figure 1 shows the total volume (Angstrom³) of the system as a function of temperature during the continuously cooling of the CuZr system. It can be seen that two distinct states along with a transition region from about 910 K to 700 K can be identified. The high quality data with small step size shows very little scattering and enables us to clearly distinguish three regions, i.e., the liquid state above 910 K, the glass state below 700 K, and the intermediate transition state between 910 K and 700 K. We mark the two transition region boundary temperatures as T_g -onset (910 K) and T_g -end (700 K). This provides the thermodynamic signal of glass transition during the cooling process. Figure 2 shows the number density ($n(S, T)$) of super-cluster size (S) at different temperatures. During cooling, the ICs connect each other to form larger and larger super-cluster, and the number density of the big super-clusters will also increase gradually. A general scaling ansatz for the cluster number density can be expressed as $n(S, T) \propto S^{-\tau} f(-S/S_c)$, which the function f is known as a scaling function. The power-law scaling implicates the underlying physical nature that the system follows, and the cutoff term f arises as a result of the finite size effect. The

evolution of the size distribution provides some structural signatures of glass transition during the cooling process.

Super-cluster size scaling is demonstrated in Fig. 3, showing that all data collapse onto a master curve (scaling function f) when the scaled cluster number density is plotted as a function of the scaling variable $S_T = S/|1 - T_c/T|^{-1/\sigma}$. The scaled number density is given by $S^\tau n(S, T)$. The τ (2.05) and σ (0.4) are two scaling exponents. These two exponents are deviated from the values of previous study on site percolation in three-dimensional space. We think that is because the ICs percolate in a continuous space but not on a discrete periodic lattice the previous study paying attention on²⁶⁻²⁸. T_c is a crossover-scaling temperature which value coincides with the glass transition temperature of T_g -end (700 K). We can notice that the scaling function f decay rapidly for large arguments $S_T \gg 1$, which indicates that there is a characteristic cluster size in the system. The evolution of the characteristic super-cluster size (S_c) obeys the equation of $S_c \propto |1 - T_c/T|^{-1/\sigma}$ which shows a divergence behavior when the temperature approaching the critical point T_c . At $T = T_c$, the characteristic cluster size is infinite, so that we have $n(S, T_c) \propto S^{-\tau}$, because from Fig. 3 we can see that the scaling function f will approach a non-zero constant for $S_T \ll 1$. The scale-free behavior of the cluster number density at threshold shows some information about the geometric properties of the percolating cluster, indicating that the incipient infinite cluster has an internal fractal geometry. The fractal dimension $d_f = 2.86$ can be calculated from the scaling relation of $\tau = d/d_f + 1$, where $d=3$ is the spatial dimension. On the other hand, just as the characteristic cluster size

diverges for T approaching T_c , so too does the correlation length. For a particular characteristic cluster size S_c , the associated radius of gyration defines a characteristic length scale that is proportional to the correlation length. Since we have $S_c \propto \xi^{d_f}$, so the divergence of the correlation length is characterized by the critical exponent ν , where $\xi \propto |1 - T_c/T|^{-\nu}$ for $T \rightarrow T_c$. $\nu = 0.875$ can be determined by the scaling relation $\nu = 1/\sigma d_f$ or $\nu = (\tau - 1)/\sigma d$, interestingly consist with the value of site percolation in $d=3$ ^{13, 14, 28}. These above results indicate that the percolating icosahedral network indeed correlates with the glass transition of the CuZr metallic glass system. Thermodynamic phase transition correlates compactly with the geometrical phase transition in this system. At last, there may be some concern about the cooling rate dependence of T_g temperature, but the dependence of T_g on the cooling rate is relatively weak (T_g changes by 3-5 K when the cooling rate changes by an order of magnitude). So that T_g is an important material property when defined consistently.^{29, 30}

In order to emphasis the importance that the connection between different ICs will significantly slow down the relaxation dynamics of the local atoms and finally lead to glass transition, we calculated the self-intermediate scattering functions³¹ (SISFs) of the icosahedron-central atoms which possessed different degree k , $F_s^k(q, t) = N_k^{-1} \left\langle \sum_j \exp\left\{i\vec{q} \cdot [\vec{r}_j(t) - \vec{r}_j(0)]\right\} \right\rangle$, where the sum is over all central atoms with degree k , $\vec{r}_j(t)$ is the location of particle j at time t . \vec{q} is chosen with the amplitude approximately equal to the value at the first peak of the static structure factor, and $\langle \cdot \rangle$ denotes the ensemble average. The relaxation time τ_k is determined

by $F_s^k(q, \tau_k) = e^{-1}$. For reducing the statistical error, we just consider the atoms with specific degree k whose fractions are larger than 0.5 % in the samples. Figure 4 shows the SISFs as a function of time for different icosahedron-central atoms belongs to different k values (from 0 to 5) in our MD modeled sample at 1000 K. It can be seen that all SISFs of these atoms show a non-exponential decay behavior, and the decay rate dramatically depends on the degree k of the atoms. The inset in Fig. 4 explicitly shows that the relaxation time τ_k of atoms with different degree exhibits a linear relation with k values in a semi-log plot, indicating an exponential-increasing dependence of relaxation time on degree k . The result reveals that the connection between different ICs fundamentally influences the atomic-level structural relaxation and will significantly slow down some specific particles. When the ICs network percolate, the mentioned slowing down effect will also spread out all of the system, and then, this would lead to a very sluggish average dynamics in the whole system. After that, the glass transition approaches.

It is also very interesting to detect what influences the icosahedral medium-range order will play on the geometrical symmetry of local ICs themselves. All icosahedral clusters in the MD modeled samples are actually distorted from the ideal icosahedron, because from a geometrical viewpoint, icosahedral clusters cannot fill the entire three-dimensional space without partially broken of their five-fold rotational symmetry³². But as observed by Frank over half a century³³, the ideal icosahedral arrangement indeed has a significantly lower energy, and this idea also has been proved by recently ab initio calculations³². Now the question is whether the

connection between ICs will promote the local ICs possessing densest and most symmetrical icosahedron. If so, the icosahedral self-aggregation effect will naturally tend to minimize the local energy density and slow the atomic dynamics. In order to get a deeper insight on above discussion, we performed a detailed geometrical analysis on the icosahedron-central atoms owning different degree k with a set of bond orientational order parameters introduced by Steinhardt *et al*³⁴. For icosahedral symmetry, \hat{W}_6 invariant is the most sensitive indicator, which is calculated using the averages of spherical harmonics associated with bond directions. The value for the ideal icosahedral structures is $\hat{W}_6 = -0.169757$, but for clusters with cubic symmetry, that value's magnitude would be about 12.9 times smaller than the icosahedral one. In Fig. 5 we present the \hat{W}_6 invariant calculated on the icosahedron-central atoms with various degree k in the MD models at two different temperatures, 900 K and 1000 K, respectively. The invariant \hat{W}_6 of these atoms is seen to have values in between those of 0 and -0.169757, suggesting that their atomic arrangements have an intermediate structure between fcc and icosahedron, which is in agreement with the previous studies³². Furthermore, the more important and interesting thing we must pay a attention on is there being very clear trend that the icosahedron-central atom with larger degree k will possess a more negative \hat{W}_6 invariant, which means the atomic cluster tends to be a more symmetrical icosahedron. On the other hand, the formation energy $E_{p,c}$ for an N -atoms cluster in the supercooled liquids can be calculated by the formula of $E_{p,c} = N^{-1} \sum_j (E_{p,j} - E_{ref,a})$, where $E_{p,j}$ is the potential energy for the j th atom in the cluster and $E_{ref,a}$ is the reference energy of element a atoms³⁵.

The crystal chemical potential (fcc Cu and hcp Zr) is used for each type of atom as the reference energy. The reference energy is subtracted in order to eliminate the chemical composition effect in clusters and make the energies of different clusters with different number of atoms and different chemical component be comparable. By this formation energy definition, we can analyze the energies of various ICs possessing different degree k . The inset histogram in Fig. 5 clearly shows that IC with larger degree k has lower cluster energy. All of above results indicate that the connection between different ICs will indeed generate a positive feedback for optimization of the local icosahedral short-range order. This effect will minimize the local energy density and slow down the atomic dynamics, and finally contribute to the dynamic arrest of glass transition.

Conclusions

In summary, we carry out MD simulations and numerical analysis to investigate the structural evolution and percolation behavior of icosahedral short-range order in glass transition process of CuZr metallic alloy. As the system is quenched, icosahedral short-range order tends to connect together by sharing vertex, edge, face and volume to form super-clusters. We systematically analyze the super-cluster size distribution as temperature decreases. It is found that the scaled size distribution follows an excellent scaling behavior. This indicates that the super-cluster size distribution evolves toward a power-law behavior and there is an infinite size of super-cluster as the system approaches the critical point. Further analysis also reveals that the icosahedral medium-range order will naturally tend to minimize the local energy density and slow

the atomic dynamics. Our results suggest that the correlation between the geometrical phase transition of percolation and the thermodynamic glass transition process has its dynamic and energetic-favorable origin.

Acknowledgement

This work was supported by NSF of China (Nos. 51271197, 51271195, 11028206, and 10972010, 11332002), the MOST Project of China (No. 2015CB856800 and 2012CB932704) and NCET-11-0498.

References

- 1 P. W. Anderson, *Science* **267**, 1611 (1995).
- 2 L. Berthier and G. Biroli, *Reviews of Modern Physics* **83**, 587 (2011).
- 3 L. Zhong, J. Wang, H. Sheng, Z. Zhang, and S. X. Mao, *Nature* **512**, 177 (2014).
- 4 Y. Q. Cheng and E. Ma, *Prog Mater Sci* **56**, 379 (2011).
- 5 W. H. Wang, *Prog Mater Sci* **57**, 487 (2012).
- 6 Y. Q. Cheng, H. W. Sheng, and E. Ma, *Phys Rev B* **78**, 014207 (2008).
- 7 M. Li, C. Z. Wang, S. G. Hao, M. J. Kramer, and K. M. Ho, *Phys Rev B* **80**, 184201 (2009).
- 8 Z. W. Wu, M. Z. Li, W. H. Wang, and K. X. Liu, *Phys Rev B* **88**, 054202 (2013).
- 9 M. Wakeda and Y. Shibutani, *Acta Mater* **58**, 3963 (2010).
- 10 Y. Li, Q. Guo, J. A. Kalb, and C. V. Thompson, *Science* **322**, 1816 (2008).
- 11 R. Soklaski, Z. Nussinov, Z. Markow, K. F. Kelton, and L. Yang, *Phys Rev B* **87**, 184203 (2013).
- 12 G. Biroli and J. P. Garrahan, *The Journal of chemical physics* **138** (2013).
- 13 K. Christensen and N. R. Moloney, *Complexity and criticality* (Imperial College Press London, 2005).
- 14 D. Stauffer and A. Aharony, *Introduction to percolation theory* (CRC press, 1994).
- 15 S. Plimpton, *Journal of Computational Physics* **117**, 1 (1995).

- ¹⁶ M. I. Mendeleev, D. J. Sordelet, and M. J. Kramer, *J Appl Phys* **102**, 043501 (2007).
- ¹⁷ J. L. Finney, *Proceedings of the Royal Society of London Series a-Mathematical and Physical Sciences* **319**, 479 (1970).
- ¹⁸ J. L. Finney, *Nature* **266**, 309 (1977).
- ¹⁹ V. A. Borodin, *Philosophical Magazine A* **79**, 1887 (1999).
- ²⁰ V. A. Borodin, *Philosophical Magazine A* **81**, 2427 (2001).
- ²¹ M. E. J. Newman, *SIAM Review* **45**, 167 (2003).
- ²² M. E. J. Newman, *Proceedings of the National Academy of Sciences* **98**, 404 (2001).
- ²³ R. Albert and A.-L. Barabási, *Reviews of Modern Physics* **74**, 47 (2002).
- ²⁴ Z. W. Wu, M. Z. Li, W. H. Wang, W. J. Song, and K. X. Liu, *The Journal of chemical physics* **138**, 074502 (2013).
- ²⁵ A. C. Y. Liu, M. J. Neish, G. Stokol, G. A. Buckley, L. A. Smillie, M. D. de Jonge, R. T. Ott, M. J. Kramer, and L. Bourgeois, *Physical review letters* **110**, 205505 (2013).
- ²⁶ C. D. Lorenz and R. M. Ziff, *Phys Rev E* **57**, 230 (1998).
- ²⁷ D. TIGGEMANN, *International Journal of Modern Physics C* **12**, 871 (2001).
- ²⁸ H. G. Ballesteros, L. A. Fernández, V. Martín-Mayor, A. M. Sodupe, G. Parisi, and J. J. Ruiz-Lorenzo, *Journal of Physics A: Mathematical and General* **32**, 1 (1999).
- ²⁹ M. D. Ediger, C. A. Angell, and S. R. Nagel, *The Journal of Physical*

Chemistry **100**, 13200 (1996).

³⁰ P. G. Debenedetti and F. H. Stillinger, Nature **410**, 259 (2001).

³¹ W. Kob and H. C. Andersen, Phys Rev E **52**, 4134 (1995).

³² A. Hirata, L. J. Kang, T. Fujita, B. Klumov, K. Matsue, M. Kotani, A. R. Yavari, and M. W. Chen, Science **341**, 376 (2013).

³³ F. C. Frank, Proceedings of the Royal Society of London. Series A. Mathematical and Physical Sciences **215**, 43 (1952).

³⁴ P. J. Steinhardt, D. R. Nelson, and M. Ronchetti, Phys Rev B **28**, 784 (1983).

³⁵ S. Q. Wu, C. Z. Wang, S. G. Hao, Z. Z. Zhu, and K. M. Ho, Applied Physics Letters **97**, 021901 (2010).

Figure Captions

Figure 1. The temperature dependence of the total volume of the system CuZr during the quenching process in an MD simulation. T_g -onset and T_g -end were illustrated.

Figure 2. Number density distributions of icosahedral super-clusters at different temperatures during cooling. The inset depicts a super-cluster with size (S) equal 2 forming by two interpenetrated-connecting icosahedral clusters.

Figure 3. The scaled size distribution follows an excellent scaling behavior with the scaled cluster size $S/|1-T/T_g|^{-1/\sigma}$ where S is the cluster size, T_c is the critical point, and σ is the scaling critical exponent. The results indicates that there is a network-like icosahedral clusters percolation appearing at $T_c=700$ K.

Figure 4. The self-intermediate scattering functions of atoms solely belonging to icosahedral clusters characterized by different degree k for MD samples at 1000 K. The inset shows an exponential dependence of relaxation time on k . For dimensionless, we have rescaled k and τ_k with constant 12 (the coordination number of IC) and τ_α (the average relaxation time of the system) respectively in this plot.

Figure 5. k -dependent \hat{W}_6 invariant of distinct icosahedron-central atoms in the MD model of supercooled liquid at 900 K (black) and 1000 K (red). The inset histogram shows that the icosahedra with large argument k possesses lower formation energy.

Two atomic configurations of icosahedral clusters with different degree k obtained by the MD simulation also have been depicted in this figure, and we can directly see that the cluster with $k=0$ is distorted, but the one of $k=4$ is more symmetrical to ideal icosahedron.

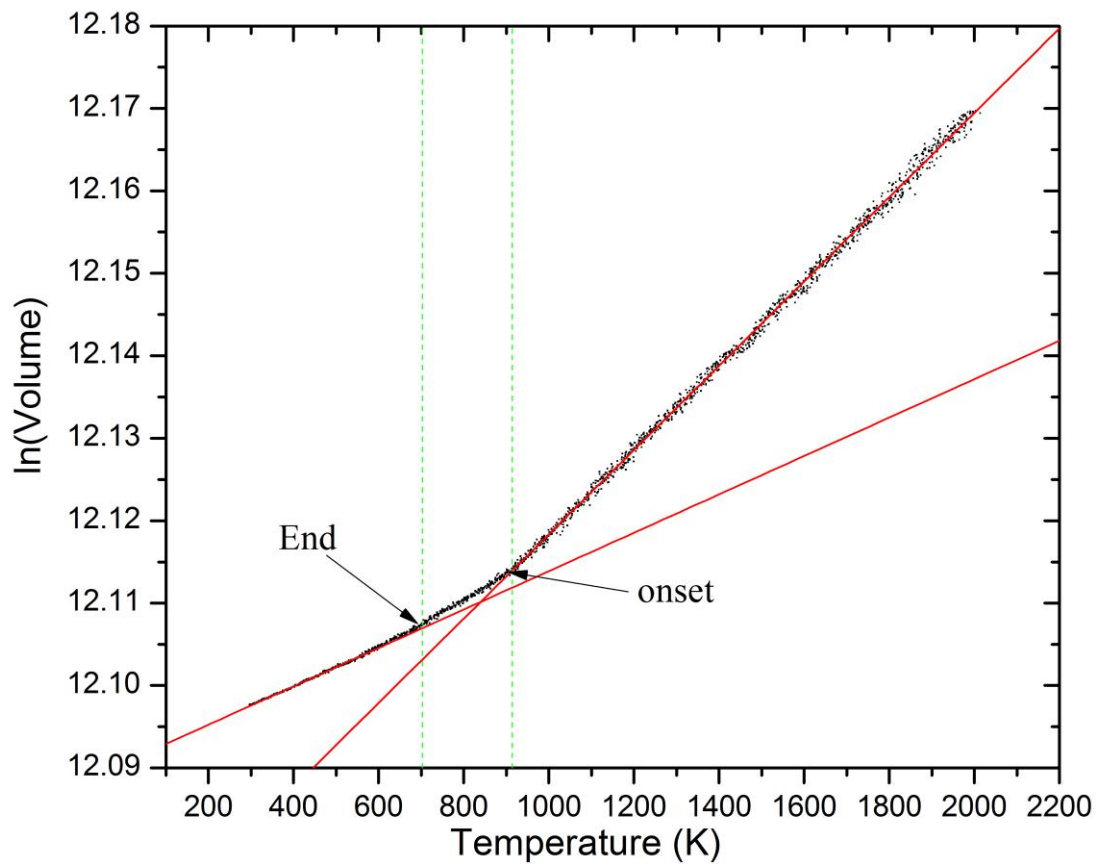


Fig. 1. Z. W. Wu *et al.*,

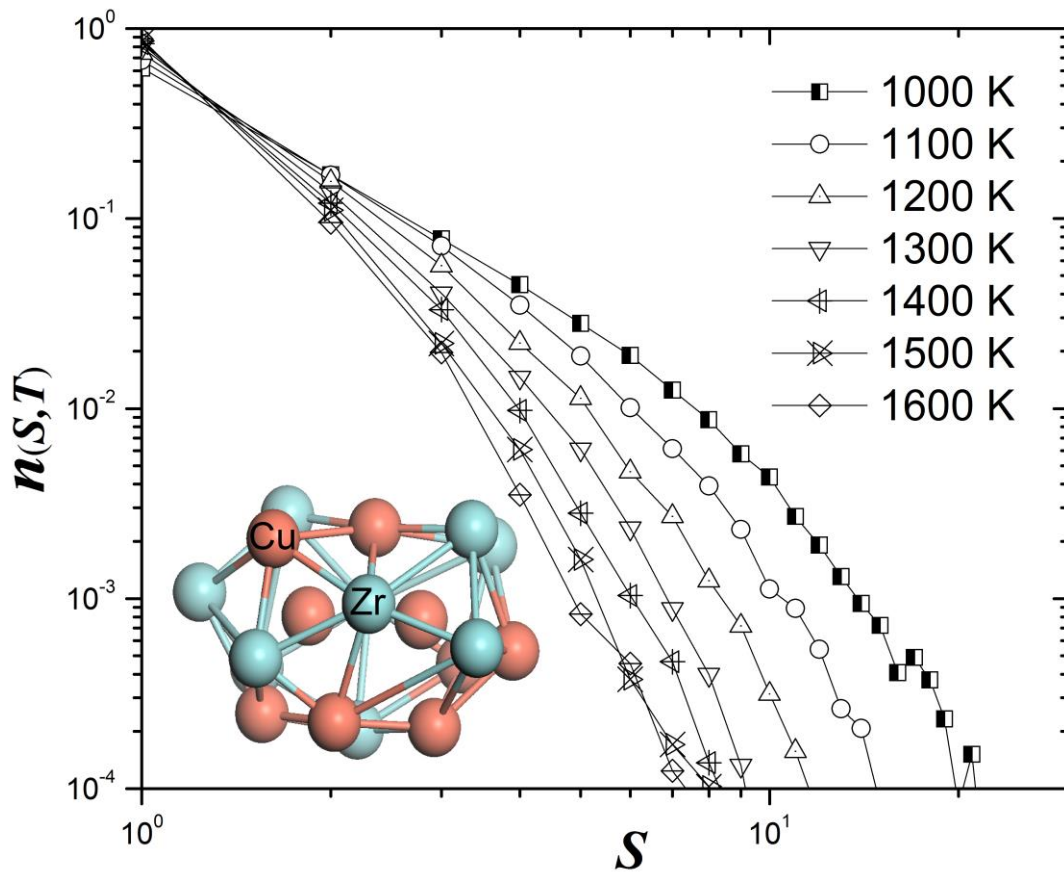


Fig. 2. Z. W. Wu *et al.*,

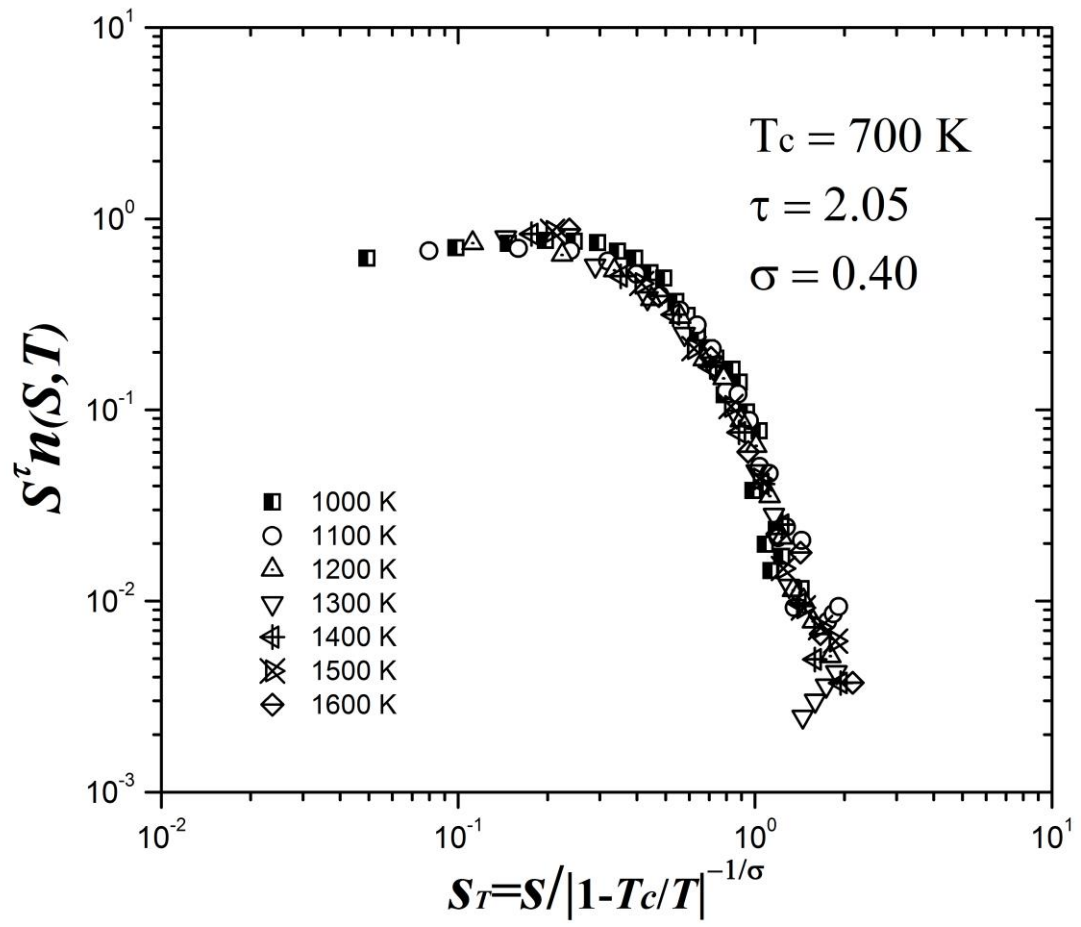


Fig. 3. Z. W. Wu *et al.*,

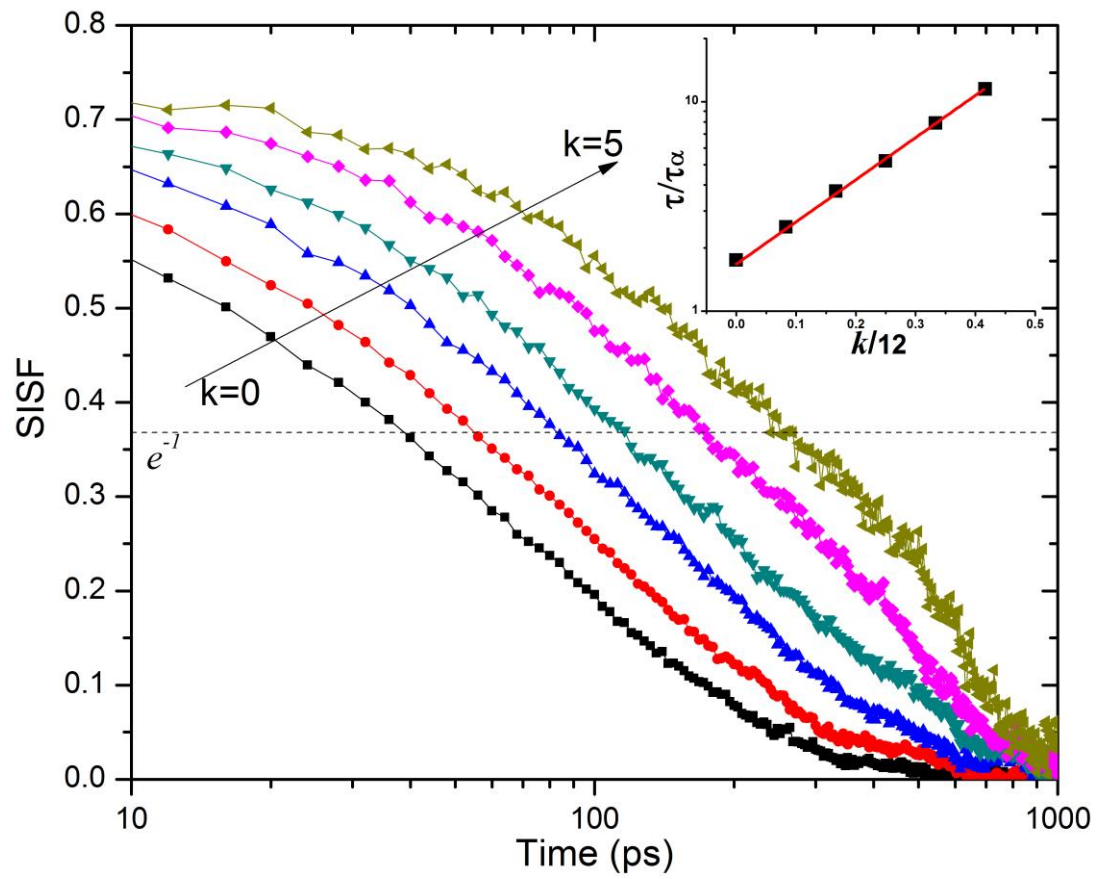


Fig. 4. Z. W. Wu *et al.*,

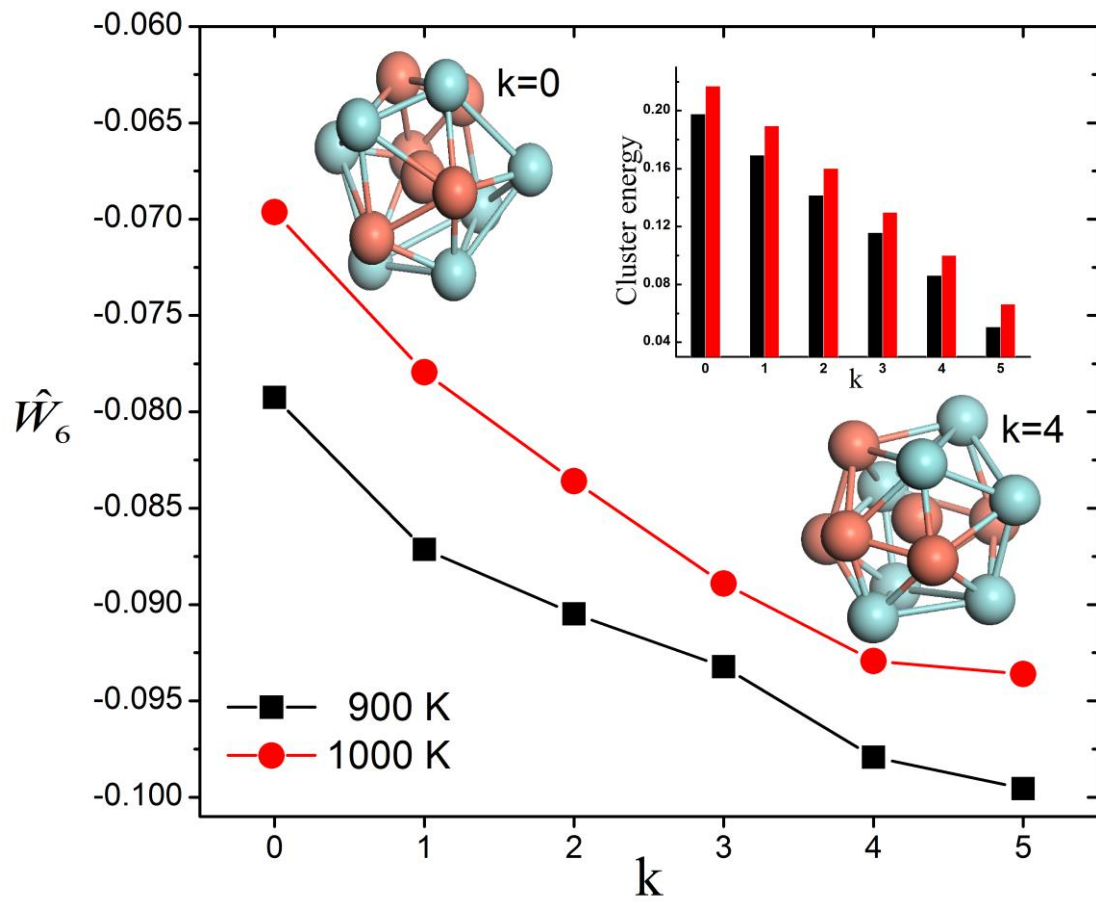


Fig. 5. Z. W. Wu *et al.*,