

Spin-up of massive classical bulges during secular evolution

Kanak Saha^{1,2}, Ortwin Gerhard² and Inma Martinez-Valpuesta³

¹ Inter-University Centre for Astronomy and Astrophysics, Post Bag 4, Ganeshkhind, Pune 411007, India

e-mail: kanak@iucaa.in,

² Max-Planck-Institut für Extraterrestrische Physik, Giessenbachstrasse, 85748 Garching, Germany

e-mail: gerhard@mpe.mpg.de

³ Instituto de Astrofísica de Canarias, E-38205 La Laguna, Tenerife, Spain

e-mail: imv@iac.es

Preprint online version: November 17, 2021

ABSTRACT

Context. Classical bulges in spiral galaxies are known to rotate but the origin of this observed rotational motion is not well understood. It has been shown recently that a low-mass classical bulge (CIB) in a barred galaxy can acquire rotation from absorbing a significant fraction of the angular momentum emitted by the bar.

Aims. Our aim here is to investigate whether bars can spin up also more massive CIBs during the secular evolution of the bar, and to study the kinematics and dynamics of these CIBs.

Methods. We use a set of self-consistent N-body simulations to study the interaction of CIBs with a bar that forms self-consistently in the disk. We use orbital spectral analysis to investigate the angular momentum gain by the classical bulge stars.

Results. We show that the CIBs gain, on average, about 2 - 6% of the disk's initial angular momentum within the bar region. Most of this angular momentum gain occurs via low-order resonances, particularly 5 : 2 resonant orbits. A density wake forms in the CIB which corotates and aligns with the bar at the end of the evolution. The spin-up process creates a characteristic linear rotation profile and mild tangential anisotropy in the CIB. The induced rotation is small in the centre but significant beyond ~ 2 bulge half mass radii, where it leads to mass-weighted $V/\sigma \sim 0.2$, and reaches a local $V_{\max}/\sigma_{\text{in}} \sim 0.5$ at around the scale of the bar. The resulting V/σ is tightly correlated with the ratio of the bulge size to the bar size. In all models, a box/peanut bulge forms suggesting that composite bulges may be common.

Conclusions. Bar-bulge resonant interaction in barred galaxies can provide some spin up of massive CIBs, but the process appears to be less efficient than for low-mass CIBs. Further angular momentum transfer due to nuclear bars or gas inflow would be required to explain the observed rotation if it is not primordial.

Key words. galaxies: bulges – galaxies: structure – galaxies: kinematics and dynamics – galaxies: spiral – galaxies: evolution

1. Introduction

Classical bulges (hereafter CIBs) are the central building blocks in many early-type spiral galaxies. CIBs might have formed as a result of major mergers during the early phase of cosmic evolution (Kauffmann et al., 1993; Baugh et al., 1996; Hopkins et al., 2009; Naab et al., 2014), or through a number of other mechanisms such as monolithic collapse of primordial gas clouds (Eggen et al., 1962), the coalescence of giant clumps in gas-rich primordial galaxies (Noguchi, 1999; Immeli et al., 2004; Elmegreen et al., 2008), violent disk instability at high-redshift (Ceverino et al., 2015), multiple minor mergers (Bournaud et al., 2007; Hopkins et al., 2010), and accretion of small companions or satellites (Aguerri et al., 2001). Although most of these studies do not provide quantitative predictions for the bulge kinematics, it is generally believed that CIBs formed through these processes have low rotation compared to the random motion. For example, Naab et al. (2014) showed that spheroids produced by minor and major mergers (which include CIBs) in full cosmological hydrodynamical simulations have a wide range of rotational properties, with the massive ones having V/σ less than 0.5. Elmegreen et al. (2008) reported dispersion dominated clump-origin CIBs

with upper limit on $V/\sigma \sim 0.4-0.5$, where V is the rotation velocity and σ is the central velocity dispersion. A similar study by Inoue & Saitoh (2012) suggests that clump-origin bulges have exponential like surface density profiles and rotate rapidly with $V/\sigma \sim 0.9$, resembling pseudobulges (Kormendy & Kennicutt, 2004). However, using cosmological hydrodynamical simulations with continuous gas accretion, Ceverino et al. (2015) showed that massive classical-like bulges with non-zero angular momenta are produced at high redshift but provided no estimate on the bulge V/σ . Overall, there is a lack of clear quantitative picture of the rotational motion induced during the formation of classical bulges in numerical simulations.

Various observational measurements have confirmed that CIBs in spiral galaxies possess rotation about their minor axis and in most cases in the same sense as the disk rotates (Kormendy & Illingworth, 1982; Cappellari et al., 2007; Fabricius et al., 2012). Disk galaxies both barred (e.g., NGC 1023, NGC 3992) and unbarred (e.g., NGC 4772, NGC 2841) host CIBs with a wide range of masses and sizes (Kormendy & Illingworth, 1982; Kormendy, 1982; Laurikainen et al., 2007; Cappellari et al., 2007). More recently, Fabricius et al. (2012) have obtained detailed kine-

matic observations of a large sample of bulges including ClBs (whose classification is based primarily on the bulge Sersic index). From these studies it is known that ClBs rotate typically with V/σ close to an oblate isotropic rotator model (Binney, 1978), i.e., faster than low-luminosity elliptical galaxies, but more slowly than pseudobulges. The origin of such rotational motion observed in ClBs remains unclear.

Recent cosmological hydrodynamical simulations which include feedback and smooth accretion of cold gas through cosmic filaments show that exponential disks could have assembled around merger-built ClBs and grown through the galaxy's assembly history (Governato et al., 2007; Agertz et al., 2011; Brook et al., 2012). Once such a disk becomes massive and dynamically cold, its self-gravity may induce a bar instability leading to rapid formation of a bar which would then interact with the preexisting ClB (Hernquist & Weinberg, 1992; Athanassoula & Misiriotis, 2002; Saha et al., 2012). In particular, Saha et al. (2012) showed that an initially non-rotating low-mass ClB could absorb a significant fraction of the angular momentum emitted by the bar and end up rotating within ~ 2 Gyr. However, it is not clear yet how more massive ClBs would react to the bar.

The goal of this paper is to investigate whether angular momentum transfer from the bar is an important process for the origin of angular momentum in ClBs embedded in spiral galaxies. For this, we use collisionless N-body simulations to study the secular evolution in a set of model galaxies with initially non-rotating ClBs with different masses and sizes. Our simulation results show that, indeed, massive ClBs could be spun up in their outer parts, typically in less than half of the Hubble time. In these models, a box/peanut bulge always forms alongside the secular evolution, suggesting that composite bulges may be common.

The paper is organized as follows. In Section 2, we describe the initial galaxy models and the set-up for the N-body simulations. Section 3 describes the growth of a bar and its size evolution in these models. The transfer of angular momentum and the orbital analysis to account for the resonant trapping are described in Section 4. The kinematic properties of these bulges are described in Section 5. Finally, a discussion of the results and the conclusions from this work are presented in Section 6.

2. Initial galaxy models with massive bulges

We present here a set of 7 galaxy models constructed using the self-consistent method of Kuijken & Dubinski (1995). Each galaxy model consists of a live disk, dark matter halo and bulge. The initial disk is modelled with an exponentially declining surface density in the radial direction with a scale-length R_d , mass M_d and with a sech^2 distribution of stars with vertical scale-height h_z . The initial radial velocity dispersion of the disk stars follows an exponential distribution with a radial scale length $R_\sigma = 0.5R_d$ such that the disk has a constant scale height throughout. The live dark matter halo is modelled with a lowered Evans model and the classical bulge with a King model. The dark matter halo has a core in the inner regions of the galaxy model and produces a nearly flat rotation curve in the outer parts of the disk. For details on constructing these models, the readers are referred to Saha et al. (2010, 2012).

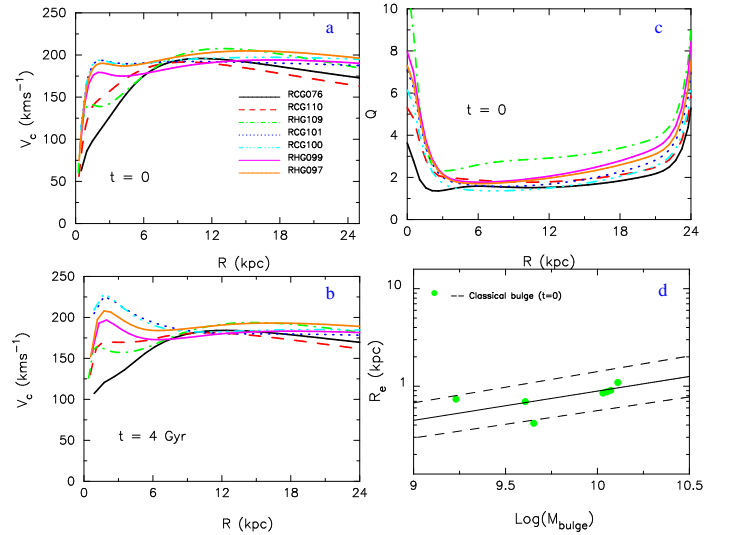


Fig. 1. Initial total circular velocity curves (a), Toomre Q profiles (c), the total circular velocity curves at 4 Gyr (b) and Mass-size relation for the initial ClBs (d).

We scale each model such that the initial disk scale length $R_d = 4$ kpc and the circular velocity at ~ 8.5 kpc is ~ 200 km s⁻¹. The initial circular velocity curves for all the models are shown in Fig. 1(a). Each model has a characteristic profile for the Toomre $Q(R) = \sigma_r(R)\kappa(R)/3.36G\Sigma(R)$, where σ_r , κ and Σ denote the radial velocity dispersion, epicyclic frequency and the surface density of stars; see Fig. 1(c). The stellar disks in our sample range from dynamically cold to fairly hot. Table 1 summarizes the initial parameters of the disk, bulge and dark halo.

The bulges in our galaxy models are initially non-rotating and dispersion dominated. The Sersic indices for these King model bulges are generally close to 1 or less. Recent findings by show that barred galaxies can have classical bulge like components with sersic indices close to 1 or less Laurikainen et al. (2007); Erwin et al. (2015). The density profiles in the inner region are flatter than $R^{1/4}$ profiles which are known to represent the surface brightness profiles of traditional ClBs (de Vaucouleurs, 1953; Fisher & Drory, 2010). Unlike $R^{1/4}$ profiles, the density profile of a King model bulge has a well-defined outer boundary, defined by a truncation radius R_b given in table 1 and other well-studied properties which motivated us to use them as a simple model for the bulges. Setting up of the stellar kinematics for the bulge stars is relatively straightforward since it is modelled by an analytic DF (King model, $f_b(E)$) that depends only on the energy integral (E). Assigning a velocity to a bulge star is done in the following way: corresponding to a star's position, we find the local maximum of the DF and then employ acceptance-rejection technique to find a velocity. The 3 components of a star's velocity (v_x, v_y, v_z) are randomly selected from a velocity sphere with radius equal to the local escape velocity. The velocity ellipsoid is isotropic by construction. The DF accepts 3 free parameters of which, σ_b determines the velocity dispersion of the bulge stars; higher the σ_b larger the value of the velocity dispersion. Modelled in this way, our initial ClBs are kinematically hot spheroidal stellar systems that are similar to typical observed ClBs.

Table 1. Initial bulge, disk and halo model parameters, ordered by the ratio of ClB to disk mass. Column (1): model name. (2): Ratio of bulge to disk mass, M_b/M_d . (3), (4): tidal radius R_b and half-mass radius $R_{b,1/2}$ of the initial ClB, normalized by disk scale-length R_d . (5): Q parameter (at $2.5R_d$). (6): disk mass. (7): mass of dark matter halo M_h , in units of M_d . (8): contribution of bulge and disk together to the total circular velocity at $2.2R_d$.

Models	$\frac{M_b}{M_d}$	$\frac{R_b}{R_d}$	$\frac{R_{b,1/2}}{R_d}$	Q	M_d ($10^{10} M_\odot$)	$\frac{M_h}{M_d}$	$\frac{V_{c,bd}}{V_{c,tot}}$
RCG076	0.11	2.1	0.2	1.5	2.0	11.0	0.5
RCG110	0.16	0.8	0.2	1.8	2.7	5.5	0.6
RHG109	0.18	0.6	0.14	2.8	2.7	6.9	0.6
RCG101	0.23	1.1	0.2	1.6	5.1	6.7	0.8
RCG100	0.27	1.1	0.2	1.4	4.6	7.5	0.8
RHG099	0.39	1.1	0.2	1.9	3.2	10.0	0.7
RHG097	0.43	1.2	0.2	1.8	3.1	7.9	0.7

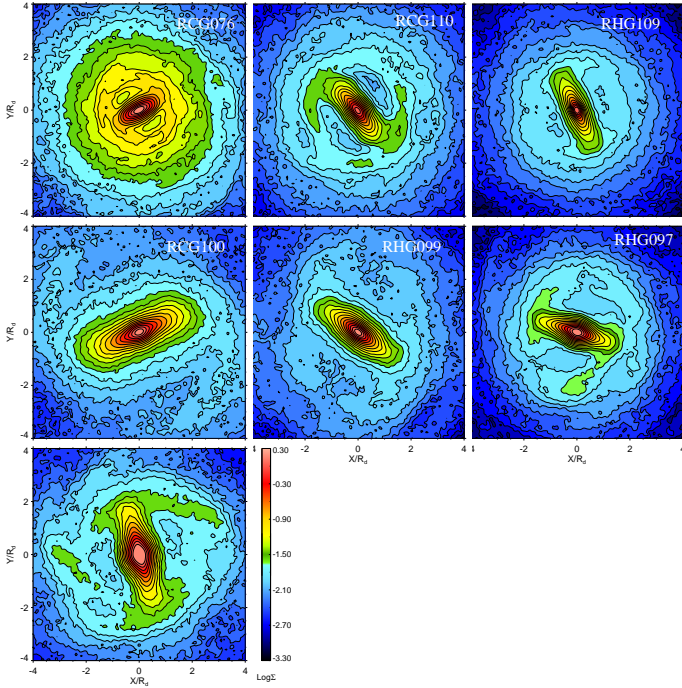


Fig. 2. Face-on surface density maps for all model galaxies after 4 Gyr of evolution.

To further compare our initial ClBs with observed ClBs, we performed a 2D bulge-disk decomposition of our initial galaxy models. We first made FITS files for all the galaxy models and analysed them with GALFIT (Peng et al., 2002). In Fig. 1(d) we show the effective radii and masses for our initial ClBs, and compare them with the relation $R_e \propto M_b^\alpha$ with $\alpha = 0.3$ for observed ClBs found by Gadotti (2009). Most of our initial ClBs follow this relation closely, while models RHG109 and RCG076 are 1σ away from the mean relation.

We evolve each galaxy model in isolation to examine the evolution of the bulge shape, morphology and kinematics. The simulations are performed using the Gadget code (Springel et al., 2001) which uses a variant of the leapfrog

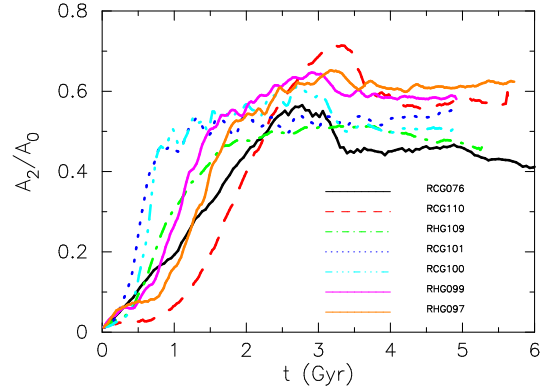


Fig. 3. Time evolution of the bar strength in our galaxy models with pre-existing classical bulges.

method for the time integration. The forces between the particles are calculated using the Barnes & Hut (BH) tree with some modification (Springel et al., 2001) with a tolerance parameter $\theta_{tol} = 0.7$. We compute the virial equilibrium condition of a galaxy model at different times using the Gadget output and found that some of the models were although initially out of equilibrium (by about a few percent) settles down close to virial equilibrium (by about a percent or less) within a rotational time scale. A total of 2.2×10^6 particles is used to simulate each model galaxy of which 1.0×10^5 are in the ClB, 1.05×10^6 in the disk and 1.05×10^6 in the dark matter halo. The softening lengths for the disk, bulge and halo are all unequal and are chosen so that the maximum force from particles of all species (bulge, disk, halo) is nearly the same (McMillan & Dehnen, 2007).

3. Growth of a bar and its size evolution

Although about 70% of disk galaxies in the local universe are barred (Eskridge et al., 2000; Barazza et al., 2008), the formation of a bar is still not fully understood. The growth rate of a bar in a disk galaxy depends on various parameters of the disk and its gravitational interaction with surrounding the dark matter halo and pre-existing ClB (if present). Numerous studies of N-body simulations show that a bar forms and grows rapidly in a cold rotating stellar disk with Toomre Q close to 1 (Hohl, 1971; Sellwood & Wilkinson, 1993; Athanassoula, 2002; Dubinski et al., 2009, and references therein). Swing amplification (Toomre, 1981) and cooperation of orbital streams (Earn & Lynden-Bell, 1996) are thought to play a key role in the bar growth. The linear growth of a bar is directly affected by the Toomre Q of the stellar disk as can be seen from Fig. 3. A bar grows rapidly in a cool disk, whereas it grows rather slowly in a hotter disk (Saha et al., 2010). The slow growth of a bar occurs through non-linear processes; in particular, the resonant gravitational interaction with surrounding dark matter halo is known to play a major role. This has been investigated by several authors in the past (Debattista & Sellwood, 1998; Athanassoula, 2002; Holley-Bockelmann et al., 2005; Weinberg & Katz, 2007; Ceverino & Klypin, 2007; Saha & Naab, 2013).

The role of a pre-existing ClB alone on the formation and evolution of a bar has not been fully investigated. Bar formation could, in principle, be hampered by a central

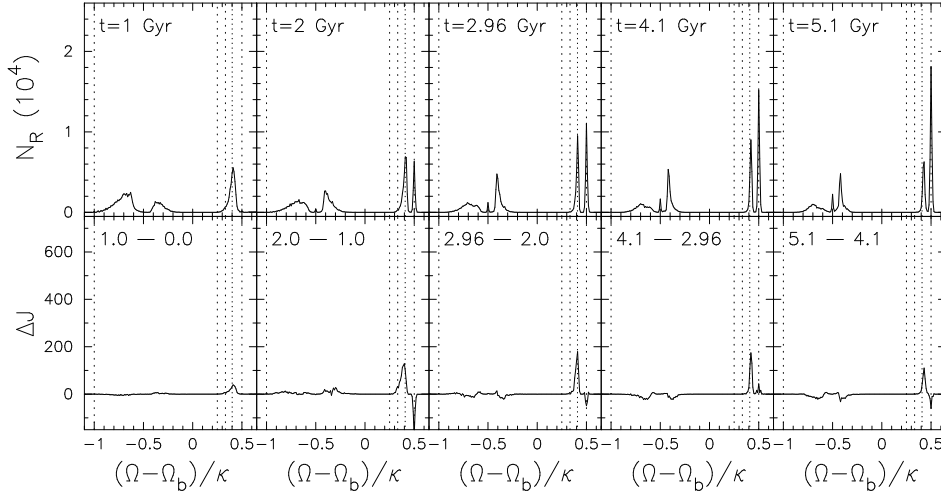


Fig. 4. The upper panels show the distribution of bulge stars with frequency $(\Omega - \Omega_B)/\kappa$ at different times throughout the secular evolution in model RHG097. The lower panels show the net change in the angular momentum of the selected stars with respect to the previous time. The vertical dotted lines indicate the most important resonances: from left they are $-1 : 1$, $4 : 1$, $3 : 1$, $5 : 2$ and $2 : 1$. As time progresses, more stars are trapped by the ILR of the bar in the stellar disk. However, most of the angular momentum transfer occur through the $5 : 2$ resonance.

mass concentration (Hasan et al., 1993; Sellwood & Moore, 1999; Athanassoula et al., 2005), because the bulge could cut the feedback loop required for swing amplification by placing an ILR (inner Lindblad resonance) near the center of a galaxy. In previous studies (e.g., Saha et al., 2012), a low mass initially non-rotating CIB facilitated the bar growth by absorbing angular momentum through the ILR. Later, Saha & Gerhard (2013) investigated the effect of varying degree of initial rotation in the preexisting CIB. But a detailed investigation of the effect of massive bulges on bar formation is yet to be done.

All the galaxy models in our simulation sample have a preexisting CIB of different mass and size (see Table 1), and they all form a bar in their stellar disks. Fig. 2 shows surface density maps for all stars in each galaxy model at the end of 4 Gyr. The models are arranged such that the initial value of the bulge-to-disk mass ratio increases gradually from the top left corner (RCG076) of Fig. 2 to the bottom right corner (RHG097). Note that Toomre Q alone is not the factor deciding the final outcome of these models. Dark matter distribution and the bulge might also play an important role. Most of these models do not form long-lived two-armed spirals.

In Fig. 3, we show the time evolution of the bar amplitude (A_2/A_0) in all our models. A_2 and A_0 are the $m = 2$ and $m = 0$ Fourier component of the surface density respectively. The fastest bar growth is seen in model RCG100 ($Q=1.4$). From Fig. 1(a) and Fig. 3, we see that generally the steeper the slope of the initial rotation curve, the faster the growth rate of a bar (see model RCG100 versus RCG099 and RHG076). However, the correspondence between growth rate and slope of the rotation curve is not one-to-one. For instance, the linear growth rate of the bar in RCG076 is higher than RCG110 although the latter has a steeply rising rotation curve. Faster bar growth is also supported by higher values of $\frac{V_{c,bd}}{V_{c,tot}}$ (see Table 1). Note the bar in model RHG109 ($Q=2.8$) is weakest of all.

Once formed, the size of a bar increases as it exchanges angular momentum with the surrounding dark matter halo and the pre-existing bulge (Saha et al., 2012). In our simulations, we calculate the bar sizes at different epochs using the method explained in Saha & Gerhard (2013). As these bars grow and become self-gravitating, they undergo the well known buckling instability which leads to the formation of a boxy/peanut bulge (Combes & Sanders, 1981; Pfenniger & Norman, 1990; Raha et al., 1991; Martinez-Valpuesta & Shlosman, 2004). The galaxy models with prominent boxy/peanut bulges end up with a peak in the rotation curve in the boxy bulge region, see Fig. 1(b). The rotation velocities shown in Fig. 1(b) are calculated at the end of 4 Gyr; by that time nearly all the bars are fully grown and have gone through the buckling instability. The final bulges in our simulations are thus composite bulges which are a superposition of a CIB and a boxy/peanut bulge formed from the disk stars.

4. Angular momentum transfer and orbital analysis

A bar grows by trapping more and more orbits in its main orbital families (e.g., $x1$ orbit family). While it does so, the stars lose angular momentum to the dark matter halo and the CIB in the model. Since the distribution function, $f(E)$, of the initial CIB is described by a King model where it is a function of energy alone, the gain of angular momentum by the bulge at a given resonance is always positive (Saha et al., 2012). The dark matter haloes in our model galaxies also gain angular momentum but here we are concerned with investigating the structural and kinematic changes in the CIB that are brought about by the angular momentum gain. To understand the impact of a bar on the pre-existing CIB, we compute the angular momentum transfer between the bar and the bulge in our simulation using orbital spectral analysis (Binney & Spergel, 1982; Martinez-Valpuesta & Shlosman, 2004; Martinez-Valpuesta et al., 2006). We focus, in particular, on two models RHG097 and RCG076 which have the

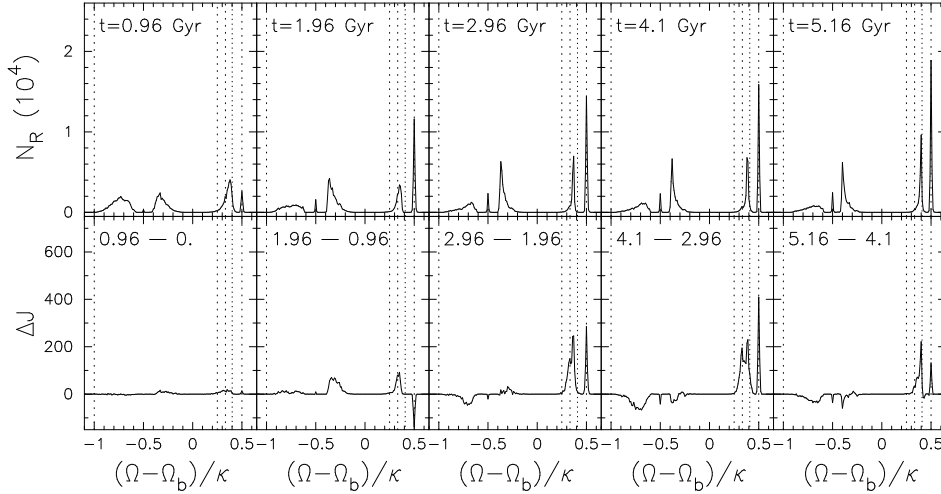


Fig. 5. Same as in Fig. 4 but for model RCG076.

most massive and the least massive ClBs in our sample, with $M_b/M_d = 0.43$ and 0.11 respectively (see Table 1).

Fig. 4 shows the results of the orbital spectral analysis for the bulge stars in model RHG097 at different times during the evolution. As in the case of a low-mass ClB, (see Saha et al., 2012), more and more bulge stars get trapped by the $2 : 1$ resonance of the rotating potential. However, unlike the low-mass case, not much angular momentum is gained through the ILR of the bar by this ClB. In fact, at ~ 2 Gyr (2nd panel in Fig. 4), the bulge stars are seen to be losing angular momentum through the ILR and this continues subsequently with gradually diminishing magnitude (except at ~ 4 Gyr, fourth panel from left). In essence, we find that the massive ClB in RHG097, on average, loses angular momentum through the $2:1$ resonance. However, and interestingly, we find that a lot of angular momentum is gained via $5:2$ resonant orbit families (corresponding to the peak around $(\Omega - \Omega_b)/\kappa = 0.4$ in Fig. 4), and this occurs consistently throughout the evolution. In N-body bars, these $5 : 2$ orbits are known to be stable periodic orbits like the $3 : 1$ and $4 : 1$ families inside the corotation of the bar (Voglis et al., 2007).

Fig. 5 shows the results from the spectral analysis of model RCG076. We found a similar trend as in model RHG097 – a fraction of ClB stars in both models is gradually trapped at the $2 : 1$ resonance of the bar. This persists in all ClBs in our simulations (see, Table 1). However, the details and the dominant mode of angular momentum transfer vary. At $t = 1.96$ Gyr (second panel from left of Fig. 5), the initial bulge of RCG076 loses angular momentum through the $2 : 1$ resonance. But at subsequent times, it gains angular momentum consistently through $2 : 1$ orbits. This ClB also gains angular momentum through other resonances: during the early phase of bar growth, it gains angular momentum through the $3 : 1$ resonant orbits but gradually, the peak shifts from $3 : 1$ to $5 : 2$ resonance (see the right-most panel in Fig. 5). It is interesting to notice that these resonances are rather broad compared to the usual $2 : 1$ resonance – a feature that is common in both the bulges of RHG097 and RCG076 as well as that in Saha et al. (2012). In other words, associated with these resonances (e.g., $3 : 1$, $5 : 2$), there are many off-resonant particles that contribute to the net an-

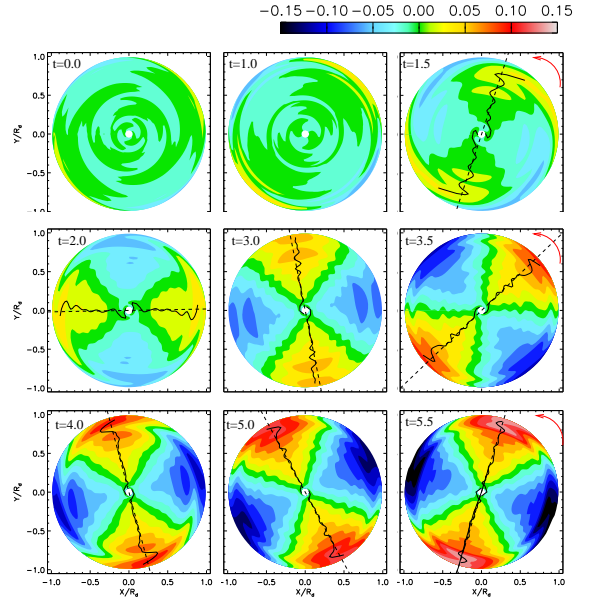


Fig. 6. The $l = 2, m = 2$ density wake mode in the ClB of RHG097. Dashed lines in all panels indicate the location of the bar in the stellar disk while solid lines denote the phase angle corresponding to the 'bar' mode in the classical bulge (ClB). Towards the later phases of the evolution, the ClBb becomes progressively stronger. The red arrow denotes the rotation of the disk bar. Note that at 1 Gyr, a clear bar has not developed yet. The unit of time is in Gyr.

gular momentum transfer. While the two ClBs, in models RHG097 and RCG076, gain angular momentum through $5 : 2$ resonance, we do not see any angular momentum transfer through the $-1 : 1$ orbital families outside corotation which contributed in the case of the low-mass ClB studied by Saha et al. (2012) using 10 million particles. It is not clear to us whether this is due to comparatively lower particle resolution in the current models (2.2 million particles). Since low resolution noisy simulation could artificially enhance the star-star encounters and knock stars off their resonant orbits, Holley-Bockelmann et al. (2005);

Dubinski et al. (2009) based on their explicit study on the model resolution and resonant behaviour, suggested that models with a few million particles generally show convergent behaviour.

Other than resonant orbit families, there is also a continuous (chaotic orbits) component of angular momentum transfer of comparable importance in both models RHG097 and RCG076 (around $\Omega - \Omega_p/\kappa \simeq -0.3$ in Figs.4 and 5). We have changed the numerical resolution to calculate the potential on a finer grid and repeated the above analysis to rule out numerical artifacts. Also Saha et al. (2012) found significant contributions to the net angular momentum gain of the ClB via non-resonant chaotic orbits. For the two bulges in RHG097 and RCG076, the sign of the angular momentum transfer changes during the evolution. They both gain angular momentum initially via the non-resonant orbits, but in the later phases these bulges mostly lose angular momentum via the stochastic orbits. Over the entire period of evolution, the non-resonant stochastic orbits cause a net loss of angular momentum from these bulge. However, we have verified that the total angular momentum gain through resonant and non-resonant orbits was positive at all times. In the following, we look at the density wakes created in these bulges by the bar.

4.1. Density wakes and bulge harmonics

In this section, we examine the density wakes in the ClBs, primarily the $l = 2, m = 2$ spherical harmonic modes, as the bulge stars interact with the bar. Fig. 6 shows the density perturbation corresponding to the $l = 2, m = 2$ spherical harmonic mode projected onto the equatorial plane of the bulge at different times during the evolution of RHG097. Such a density wake arises naturally as the bulge stars interact gravitationally with the rotating bar potential. If dark matter particles interact with the stellar bar, a so called ‘halo-bar’ gets created in the dark matter halo (Debattista & Sellwood, 2000; Holley-Bockelmann et al.,

2005; Sellwood & Debattista, 2006; Athanassoula, 2007; Weinberg & Katz, 2007; Saha & Naab, 2013). In the present case, we see that the perturbed density in the ClB corresponding to this $l = 2, m = 2$ mode becomes stronger as time progresses, in compliance with the increased number of trapped bulge stars at the $2 : 1$ resonance (upper panels of Fig. 4 and Fig. 5). The disk bar rotates anticlockwise and its instantaneous position angle is denoted by the dashed line (see Fig. 6).

Initially, the density wake appears in the outer parts of the ClB of RHG097 in the form of a spiralish feature (at about 1.5 Gyr when the disk bar forms) and become stronger eventually taking the shape of a bar-like mode, although not as clear as in the model RCG076 (shown below). The phase of the $l = 2, m = 2$ mode in the bulge of RHG097 reveals that the disk-bar and the bulge-bar are nearly aligned with each other during the entire evolution. Although there are instances when the two bars are clearly misaligned by a very small angle (mostly in the outer parts, see Fig. 6). Such a misalignment can cause dynamical friction (Chandrasekhar, 1943; Tremaine & Weinberg, 1984), thereby leading to the transfer of angular momentum either from the disk-bar to the bulge or vice-versa. Fig. 4 shows that there is little angular momentum exchange via the $2 : 1$ resonance probably because of the small angle misalignment between the two bars of RHG097.

A similar analysis as above is shown in Fig. 7 for the low-mass bulge model in RCG076. The development of a bulge-bar through the $l = 2, m = 2$ mode follows a similar evolution as in model RHG097, albeit with some differences. As time progresses, the bulge in RCG076 grows a comparatively more pronounced bulge-bar. Initially, the density wake lags the disk-bar. At $t = 1.48$ Gyr, a part of the bulge-bar appears to be leading the disk-bar. However, during the later phases of evolution, this bulge-bar lags behind the disk-bar and gains angular momentum through the $l = 2, m = 2$ mode, in compliance with the angular momentum gain via $2 : 1$ resonant orbits (Fig. 5). So in this case, we have a consistent picture of angular momentum transfer via the $2 : 1$ resonance and the misalignment of bulge-bar and disk-bar.

Inspection of Fig. 6 and Fig. 7 shows that the peak of the $l = 2, m = 2$ density wake develops at different spatial locations in the two bulges – for the massive ClB (RHG097) it is pronounced in the outer parts while for the low-mass case (RCG076) it is confined to an intermediate radial range. Thus, only the stars in the outer parts of the ClB in model RHG097 take part in the rotational motion; see the line-of-sight velocity maps of Fig. 8. It is likely that both figure rotation and streaming motion within the bulge-bar contribute to the net rotational motion.

5. Bulge kinematics

The orbital configuration of the ClBs in our model galaxies changes as a result of the angular momentum gain via the bar-bulge interaction, and this must manifest itself in the kinematic properties of the ClBs. In this section, we focus on the stellar kinematics, in particular on the rotational motion of the classical bulge component induced by the angular momentum gain. By separating the ClB particles from the boxy/peanut bulge that forms from the disk through the bar buckling instability, we investigate the de-

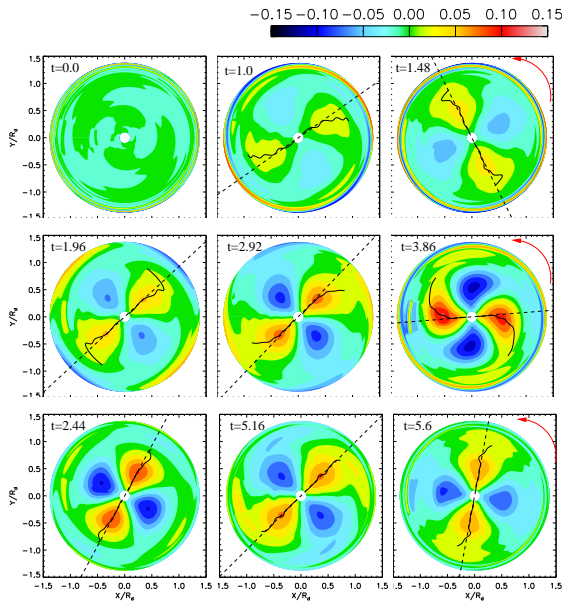


Fig. 7. Same as in Fig. 6 but for RCG076.

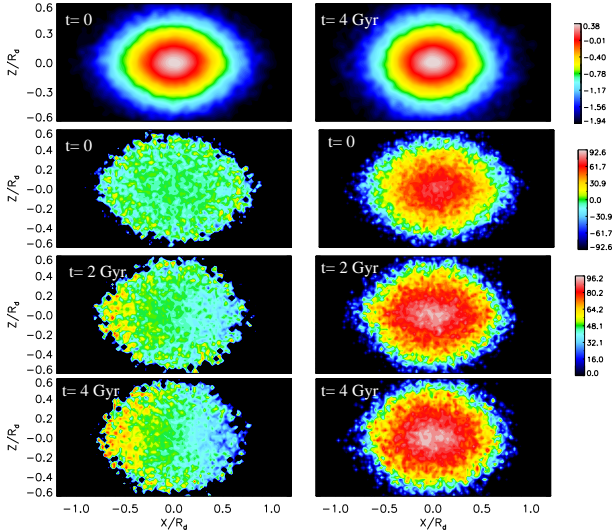


Fig. 8. Surface density (upper panel), line-of-sight velocity and velocity dispersion maps (2nd to 4th panel) of the ClB in RHG097 at different times during the evolution. These images are taken at 90° projection (edge-on view) and the major axis of the bar is aligned with the X-axis. Clear signatures of rotation are seen at 4 Gyr. Color bar at top represents density, middle the velocity and bottom the velocity dispersion.

pendence of the acquired rotational motion in the ClBs on various parameters.

5.1. Rotation and dispersion profiles

In Fig. 8, we show the evolution of the massive ClB model RHG097 through surface density, line-of-sight velocity and dispersion maps in edge-on projection. As the bulge gains angular momentum, it starts picking up rotation. Signs of systematic rotation are obvious at $t = 2$ Gyr, and at $t = 4$ Gyr, the ClB rotates faster, with $(V/\sigma) \sim 0.5$ in the outer parts. It is interesting to notice that the inner parts ($R < 2R_{b,1/2}$) of this ClB do not show much rotational motion - this mostly confined to the outer parts of the ClB. At the end of 4 Gyr, the initially non-rotating ClB has also become slightly rounder and hotter at the center.

In Fig. 9, we show radial profiles of rotational velocity, $V(R)$, velocity dispersion, $\sigma(R)$, and local $V(R)/\sigma_{\text{in}}$, where σ_{in} denotes the average velocity dispersion in the central region (within $0.5R_{b,1/2}$), for four ClBs after 4 Gyr of evolution. We illustrate models RHG097, RCG100, RCG101 in order of decreasing bulge-to-disk mass ratio, and the relatively compact bulge model RHG109. The slope of the rotational velocity is approximately the same for all four bulges shown in the figure. This is also true for the remaining ClBs in our sample. The mean velocity dispersion profiles are also nearly identical for all these bulges except RHG109 which has lower velocity dispersion throughout. The V/σ_{in} profiles for the four bulges are shown at the bottom panel of Fig. 9. In all cases, rotational motion becomes significant in the outer parts of the bulge, for $R \geq 0.5R_d \simeq 2R_{b,1/2}$.

In some of the models in which the bar grows rapidly, reaching its peak amplitude ($A_{2,max}$) within a billion years (e.g., RCG100, RCG101), the bulge stars acquire significant

rotation already within 2 Gyr. Thereafter, over the next 3–4 Gyr, the rotational profiles in these bulges change only insignificantly. On the other hand, in models that grow their bar rather slowly, reaching peak amplitude over 1–3 Gyr, the rotation velocity in the ClBs continues to change until the bar growth approximately saturates at around 4 Gyr.

Comparing the rotational profiles of our simulated ClBs with those in observed barred galaxies is not straightforward because the kinematic data in external galaxies include both the ClB stars and the stars in the disk and a possible boxy bulge. Recently, Fabricius et al. (2012) analysed a large sample of galaxies containing ClBs residing in both barred and non-barred galaxies. The rotation profiles of the ClB host galaxies in their sample have a wide range from shallow rising profiles, to steeply rising profiles often associated with steeply falling velocity dispersion. Visual comparison of the V/σ profiles of their bulges with our simulated ClBs suggest that some of the shallow-rising profiles could be similar to our spun-up ClBs. The amplitude of the rotational profiles ($V/\sigma(R)$) for the ClB host galaxies reached within their bulge radius is $\sim 0.5 - 1.0$; see Fig. 13 of Fabricius et al. (2012). But note that their bulge radius is not simply related to the effective radius R_e ; for their entire sample, it is typically $\sim 2R_e$. The $V/\sigma(R)$ reached by the rotation profiles of our spun-up ClBs are ~ 0.2 at $2R_{b,1/2}$. Beyond this radius, $V/\sigma(R)$ for our ClBs keeps increasing, reaching $V/\sigma(R) \sim 0.5$ at $\sim 4R_{b,1/2}$.

However, the final bulge in our models is always a composite bulge composed of the preexisting ClB and the boxy bulge formed from the disk. Fig. 10 shows the line-of-sight velocity, dispersion and surface density profiles of the composite bulge (ClB and boxy bulge combined) of model RHG097. The inner parts of this galaxy model show a moderately rising rotation profile and declining dispersion. The size of the boxy bulge is about $0.6R_{\text{bar}} \simeq 0.6R_d$, not much greater than $\sim 2R_{b,1/2}$ of the ClB, which is $\simeq 0.5R_d$. At this radius, the local $V/\sigma \sim 1.0$. The slope of $V/\sigma(R)$ profile for this composite bulge resembles many of the observed pseudobulges (Fabricius et al., 2012). A more detailed comparison with observations is outside the scope of this paper.

Finally, we report here about the three-dimensional nature of the induced rotational motion in our ClBs. None of the massive bulges in our sample rotates cylindrically after 4–5 Gyr, contrary to the case of the low-mass ClB investigated by Saha et al. (2012). Evidently, the orbital changes that occurred in the high-mass bulges as a result of their interaction with the bar are weaker than in the low-mass case.

5.2. Induced rotational kinetic energy and anisotropy

In Fig. 9, we noticed that V/σ rises in the outer parts of the ClBs whereas the central parts of the bulge remain with small rotation ($V/\sigma < 0.1$). This can also be readily seen from the velocity maps of the ClB of RHG097 (see Fig. 8). Both these facts have prompted us to investigate the actual rotational energy that is being imparted by the bar to these bulges. The random kinetic energy of a group of stars moving in the equatorial plane of the bulge, using cylindrical coordinates, is given by

$$T_{\text{rand}}(R_j) = T_{\text{rand},R}(R_j) + T_{\text{rand},\varphi}(R_j), \quad (1)$$

where,

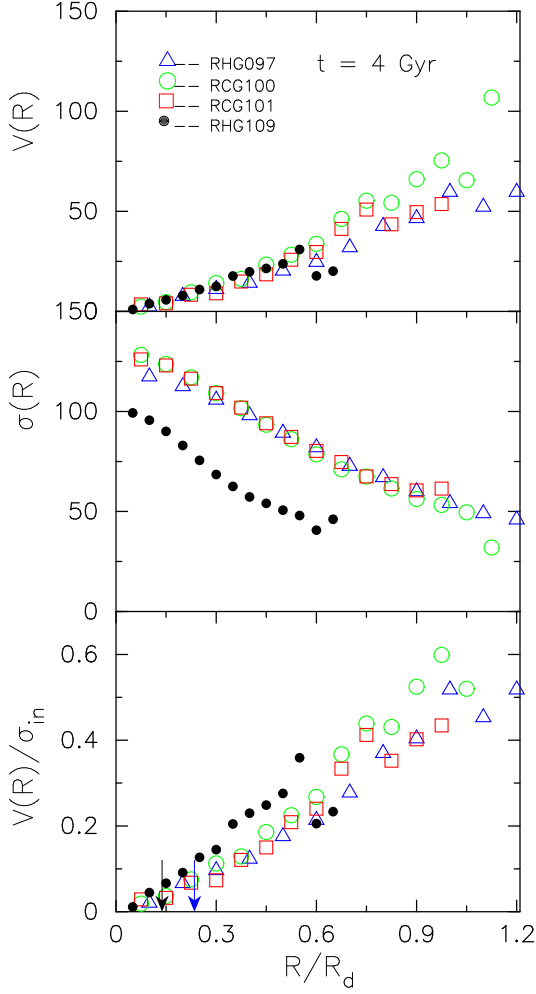


Fig. 9. Rotation, velocity dispersion, and local V/σ radial profiles for the four CLBs in models RHG097, RCG100, RCG101 and RHG109. The blue and black arrows show the half-mass radii for the two bulges of RHG109 and RHG097, respectively.

$$T_{\text{rand},R}(R_j) = \frac{1}{2} \sum_{i=1}^{N_j} m_i [v_R(i) - \bar{v}_R]^2, \quad (2)$$

and

$$T_{\text{rand},\varphi}(R_j) = \frac{1}{2} \sum_{i=1}^{N_j} m_i [v_\varphi(i) - \bar{v}_\varphi]^2 \quad (3)$$

where N_j is the number of bulge stars in the j^{th} radial bin and R_j denotes its radius; m_i is the mass of each bulge star, \bar{v}_R and \bar{v}_φ are the mean radial and azimuthal velocity of the stars.

Similarly the rotational kinetic energy is given by

$$T_{\text{rot}}(R_j) = \frac{1}{2} \sum_{i=1}^{N_j} m_i \bar{v}_\varphi^2 \quad (4)$$

so that the total kinetic energy of a group of stars moving in the equatorial plane is

$$T_{\text{tot}}(R_j) = T_{\text{rand}}(R_j) + T_{\text{rot}}(R_j). \quad (5)$$

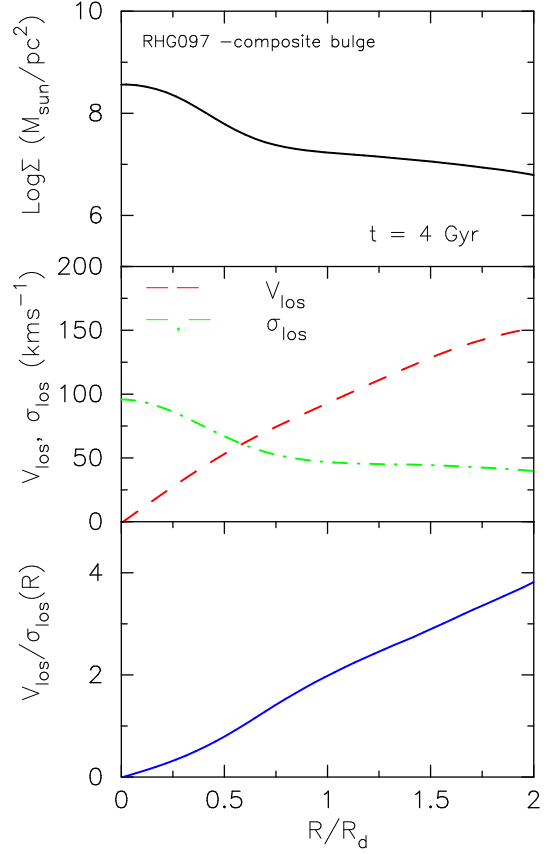


Fig. 10. Surface density (top), mean line-of-sight velocity, and dispersion profiles (middle panel) for the composite bulge of model RHG097. The local V/σ profile is shown in the bottom panel.

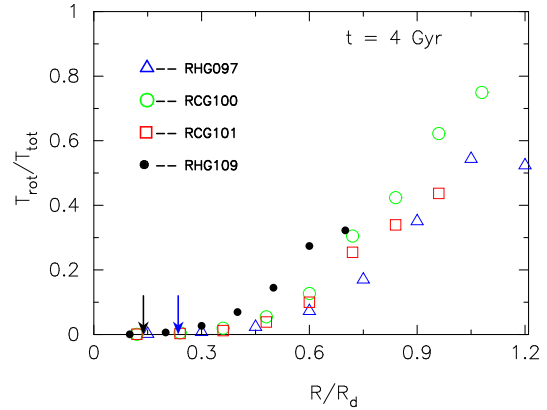


Fig. 11. Fractional kinetic energy associated with the rotational motion for the four bulges in RHG097, RCG100, RCG101 and RHG109 in radial bins. The blue and black arrows show the half-mass radii for two bulges RHG109 and RHG097 respectively.

Fig. 11 shows the radial distribution of the fractional rotational kinetic energy in the final CLB bulges (used Eqs. 1 – 5). The figure clearly shows that the inner regions ($R < 2R_{b,1/2}$) of these CLBs do not acquire much rotation from the bar, with final rotational kinetic energy amounting to about 5% of the total planar kinetic energy after the evolution. It is the outer regions which acquire most of the angular momentum transferred, where for $R > 2R_{b,1/2}$ typ-

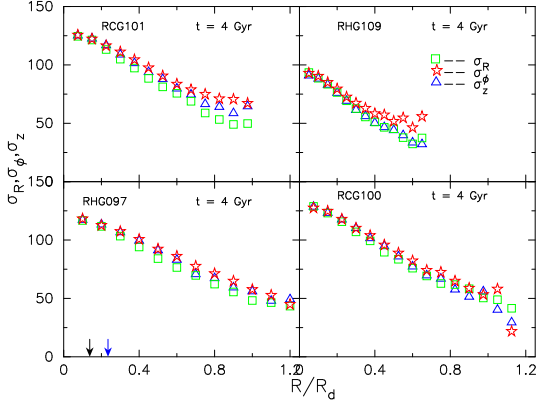


Fig. 12. Radial variation of the radial, tangential, and vertical velocity dispersions in the four bulges in RHG097, RCG100, RCG101 and RHG109 after 4 Gyr evolution. The blue and black arrows show the half-mass radii for two bulges RHG109 and RHG097, respectively.

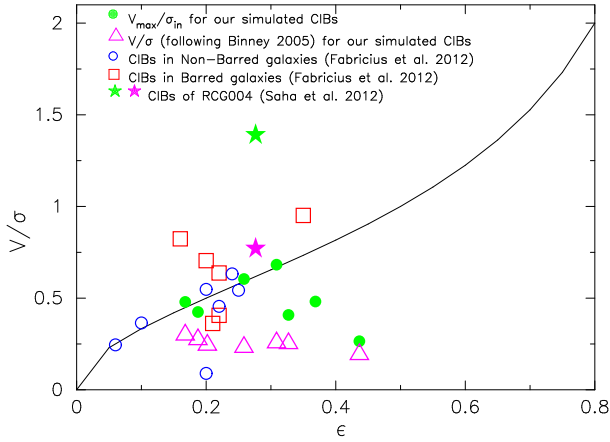


Fig. 13. V/σ versus ellipticity for all the CIBs in our galaxy models at the end of 4 Gyr. Initially all simulated CIBs were non-rotating. Over-plotted are the V/σ values for CIBs from Fabricius et al. (2012).

ically 30 – 40% of the planar kinetic energy is in rotation for most of the CIBs. Note a possible explanation for this is given in section 4.1. In terms of mass, this rotating region broadly contains about 40% or less of the total bulge mass.

In Fig. 12, we show the radial variation of the radial, azimuthal and vertical velocity dispersion (σ_R , σ_ϕ and σ_z) for four CIBs at the end of 4 Gyr. Initially, all the bulges were isotropic by construction. Of the four CIBs, RHG109 was spun-up significantly less than the other three after 4 Gyr of evolution. In all four CIBs, the final azimuthal velocity dispersion is slightly higher compared to the radial and vertical dispersions, with the largest effect in the outskirts where rotation velocity is also highest. Thus Fig. 12 shows that these spun-up bulges tend to become tangentially anisotropic.

5.3. V/σ for the spun-up bulges

Here we plot our spun-up CIBs on the $(V/\sigma, \epsilon)$ plot (Kormendy & Illingworth, 1982) to illustrate their rotational properties further. Note that while this is easily done in simulations because of the unique ID attached to each

particle, comparing with observed CIBs is non-trivial, because it is difficult to separate classical bulge stars from stars in the boxy bulge in observations. First, we calculate V/σ values in the traditional sense. We record the peak velocity, V_m , which is taken to be a simple average of the outer velocities in the radial range $\sim 0.9 - 1.2R_d$ (excluding outliers such as the point with $\sim 100\text{kms}^{-1}$ in model RCG100, see Fig. 9). This value is divided by the inner velocity dispersion, σ_{in} , computed by taking an average within the half-mass radius of the CIB after 4 Gyr. The resulting V/σ values are listed as V_{max}/σ_{in} in Table 2.

In addition, we also calculate V/σ from the edge-on kinematic maps of our evolved CIBs, following Binney (2005), and denote these by $(V/\sigma)_{<2d>}$. Thus, we compute the surface density-weighted velocity and velocity dispersion both in the inner ($R < 2R_{b,1/2}$) and outer parts ($R > 2R_{b,1/2}$). Consistent with the results of the last section, the $(V/\sigma)_{<2d>}$ in the inner parts are small (< 0.1). In the rest of the paper, we show the $(V/\sigma)_{<2d>}$ values for the outer parts only.

We calculate the ellipticities (ϵ) of the CIBs by the method of diagonalizing the moment-of-inertia tensor. The intrinsic ellipticity of the bulge is then $\epsilon = 1 - c/a$, where c/a is the ratio of the minor to major axis. In edge-on projection (where the inclination angle is 90° w.r.t. the LOS), the apparent ellipticity would be equal to the intrinsic ellipticity derived using the moment-of-inertia method. We compared these axis ratios with those obtained using IRAF ellipse fitting, and the agreement between both methods is fairly good.

Fig. 13 shows the well-known $V/\sigma - \epsilon$ plot for all the CIBs in our model galaxies after 4 Gyr. Ellipticities and V/σ values at this time are also tabulated in Table 2. 4 of the initially non-rotating CIBs from our simulated sample have final V_{max}/σ_{in} values which formally put them on the oblate isotropic rotator line (Binney, 1978), while the remaining 3 bulges did not spin up as much. For all our CIBs, the outer $(V/\sigma)_{<2d>}$ values are lower compared to the V_{max}/σ_{in} . This is because the induced rotation profiles in these CIBs have a shallow rise and reach their maxima in the outermost parts which contain little mass. The final $(V/\sigma)_{<2d>}$ may be slightly on the low side in our models, however, because the initial CIBs were modelled as King profiles in which the density of stars drops to zero rapidly in the outer parts marked by the truncation radii and contain fewer stars. In contrast, the observed CIBs which follow Sersic profiles $r^{1/n}$ (e.g., Caon et al., 1993), with $n \sim 4$ have comparatively less steeply falling density and contains larger number of stars at the outer parts. Our analysis re-

Table 2. Bar size and bulge kinematics at the end of 4 Gyr.

Models	$\frac{R_{bar}}{R_d}$	$\frac{R_b}{R_{bar}}$	ϵ	V_{max}/σ_{in}	$(V/\sigma)_{<2d>}$ ($R > 2R_{b,1/2}$)
RCG076	0.61	3.42	0.37	0.48	0.29
RCG110	0.83	0.97	0.33	0.41	0.25
RHG109	0.90	0.72	0.44	0.26	0.19
RCG101	1.10	0.96	0.31	0.68	0.26
RCG100	1.03	1.04	0.29	0.60	0.23
RHG099	0.94	1.15	0.19	0.42	0.27
RHG097	0.93	1.31	0.17	0.48	0.30
RCG004	0.85	1.52	0.28	1.40	0.77

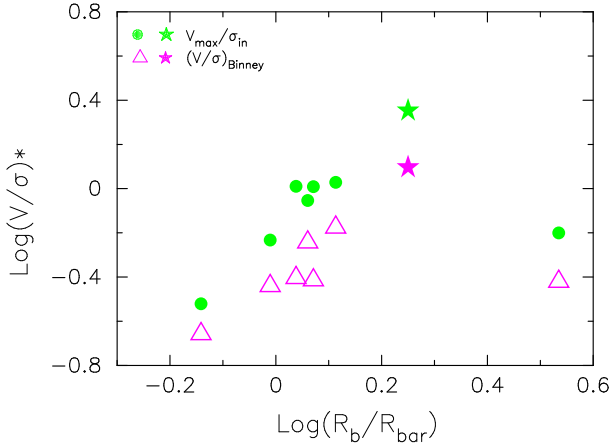


Fig. 14. Dependence of V/σ on the ratio of bulge size to bar size of the embedded ClBs at the end of 4 Gyr. Initially, all the bulges were non-rotating. The star signs indicate the ClB of RCG004, as in Fig. 13.

veals that it is the outer part of the massive bulges which gain most of the angular momentum transferred by the bar. Having these outer parts well populated by stars on stable orbits would help resonant transfer of angular momentum more effectively or vice-versa. We, therefore, expect angular momentum transfer and the bulge spin up to be greater for less steep bulge profiles as might be the case in observed ClBs.

The two star symbols show the equivalent V/σ values for the low mass ClB model of RCG004 from Saha et al. (2012). They are considerably higher than for the massive bulge models reported here. The ClB in this model had significantly lower mass ($0.067M_d$) but similar $R_{b,1/2}/R_d \simeq 0.21$. Clarifying the origin of this difference will require a more extensive parameter study of the evolution of low mass bulges in bar unstable disks.

In addition to our simulated ClBs, we have overplotted in Fig. 13, 6 ClBs in barred galaxies (NGC1023, NGC2859, NGC2880, NGC3521, NGC3992 and NGC4260) and 7 ClBs in non-barred galaxies (NGC4698, NGC4772, NGC3898, NGC3245, NGC3031, NGC2775, NGC2841) taken from Fabricius et al. (2012). In most cases, the ClBs in barred galaxies rotate faster than their counterparts in non-barred galaxies. Whether in these galaxies the bar might be responsible, in part, for spinning up these ClBs will require a separate investigation.

Fig. 14 shows the dependence of normalized $(V/\sigma)^*$ on the ratio of bulge size to bar size (R_b/R_{bar}). For the normalization, we used the relation $V/\sigma \sim \sqrt{\epsilon/(1-\epsilon)}$. For all bulges (except RCG076) the final $(V/\sigma)^*$ at 4 Gyr, as well as $(V/\sigma)_{<2d>}$ following Binney (2005) correlate tightly with increasing ratio R_b/R_{bar} . This suggests that the dynamics of the ClB spin-up depends on the relative size of the bar. It is possible that there is an optimal size for the rotating bar to provide the most angular momentum transfer to the ClB through resonant angular momentum transfer and dynamical friction on the bulge stars (see Section 4.1); however, this needs additional models with large ClBs. Certainly, from the models studied here, the spin-up of ClBs is not efficient when the ClB is too compact.

6. Conclusions and discussion

We have used self-consistent N-body simulations of disk galaxies to study the interaction of massive ClBs with the bar that forms in the disk. We found that significant angular momentum is transferred by resonant gravitational interaction from the bar to the ClB in all cases, in a time-scale of a few Gyr. We have analyzed the angular momentum transfer using orbital frequency analysis and examining the barred density wake in the bulge. Because in our models most of the angular momentum is transferred to the outer parts of the ClB, it is likely that the induced rotation in Sersic bulges would be higher than in those studied here. Our main conclusions from this work are as follows:

1. Massive classical bulges gain as much specific angular momentum through spin-up by the bar as do lower-mass bulges.
2. Most of the angular momentum transfer occurs through low-order resonances. In particular, we found that a lot of angular momentum can be transferred via $5:2$ resonant orbits which are common in the models studied here.
3. The bar generates a density wake in the bulge due to trapped $2:1$ orbits. For lower mass bulges in our sample, such a wake is found to be misaligned with the bar and causes angular momentum transfer while for higher mass bulges the misalignment is not substantial. At later phases of evolution, the bulge density wake aligns with the bar and evolves into the bulge-bar.
4. The spin-up process creates a characteristic linear rotation profile such that significant rotation is induced beyond $\sim 2R_{b,1/2}$. Typical mass-weighted V/σ beyond $\sim 2R_{b,1/2}$ are ~ 0.2 , and the local $V_{\text{max}}/\sigma_{\text{in}}$ reached at the largest radii are ~ 0.5 .
5. Contrary to the case of the low-mass ClBs studied in Saha et al. (2012); Saha & Gerhard (2013), the rotation induced in the ClB is not cylindrical.
6. The spin-up process also creates mild tangential anisotropy in the outer regions of the ClBs studied here.
7. In all models a box/peanut bulge also forms through the bar-buckling instability. The final systems therefore have a composite bulge with the ClB superposed on the slightly larger box/peanut bulge. This suggests that composite bulges may be common in galaxies.

The main result of this paper is that also comparatively massive bulges are impacted by the angular momentum transfer mechanism from the bar, which was previously investigated only for low-mass ClBs, both non-rotating (Saha et al., 2012) and rotating (Saha & Gerhard, 2013). In our sequence of models, the spin-up is most efficient when the size of the bar is somewhat larger than the ClB, but not too large. This suggests that larger effects might be expected in the presence of gas, which would favour higher pattern speeds and mass inflow. If nuclear bars formed as a result of central mass build-up, they could lead to additional angular momentum transfer. These effects merit future investigation.

Acknowledgement

The authors thank the referee, Frederic Bournaud, for thoughtful comments which helped improving the clarity of the paper.

References

- Agertz, O., Teyssier, R., & Moore, B. 2011, MNRAS, 410, 1391
- Aguerri, J. A. L., Balcells, M., & Peletier, R. F. 2001, A&A, 367, 428
- Athanassoula, E. 2002, ApJ, 569, L83
- Athanassoula, E. 2007, MNRAS, 377, 1569
- Athanassoula, E., Lambert, J. C., & Dehnen, W. 2005, MNRAS, 363, 496
- Athanassoula, E. & Misiriotis, A. 2002, MNRAS, 330, 35
- Barazza, F. D., Jogee, S., & Marinova, I. 2008, ApJ, 675, 1194
- Baugh, C. M., Cole, S., & Frenk, C. S. 1996, MNRAS, 283, 1361
- Binney, J. 1978, MNRAS, 183, 501
- Binney, J. 2005, MNRAS, 363, 937
- Binney, J. & Spergel, D. 1982, ApJ, 252, 308
- Bournaud, F., Jog, C. J., & Combes, F. 2007, A&A, 476, 1179
- Brook, C. B., Stinson, G., Gibson, B. K., et al. 2012, MNRAS, 419, 771
- Caon, N., Capaccioli, M., & D’Onofrio, M. 1993, MNRAS, 265, 1013
- Cappellari, M., Emsellem, E., Bacon, R., et al. 2007, MNRAS, 379, 418
- Ceverino, D., Dekel, A., Tweed, D., & Primack, J. 2015, MNRAS, 447, 3291
- Ceverino, D. & Klypin, A. 2007, MNRAS, 379, 1155
- Chandrasekhar, S. 1943, ApJ, 97, 255
- Combes, F. & Sanders, R. H. 1981, A&A, 96, 164
- de Vaucouleurs, G. 1953, MNRAS, 113, 134
- Debattista, V. P. & Sellwood, J. A. 1998, ApJ, 493, L5
- Debattista, V. P. & Sellwood, J. A. 2000, ApJ, 543, 704
- Dubinski, J., Berentzen, I., & Shlosman, I. 2009, ApJ, 697, 293
- Earn, D. J. D. & Lynden-Bell, D. 1996, MNRAS, 278, 395
- Eggen, O. J., Lynden-Bell, D., & Sandage, A. R. 1962, ApJ, 136, 748
- Elmegreen, B. G., Bournaud, F., & Elmegreen, D. M. 2008, ApJ, 688, 67
- Erwin, P., Saglia, R. P., Fabricius, M., et al. 2015, MNRAS, 446, 4039
- Eskridge, P. B., Frogel, J. A., Pogge, R. W., et al. 2000, AJ, 119, 536
- Fabricius, M. H., Saglia, R. P., Fisher, D. B., et al. 2012, ApJ, 754, 67
- Fisher, D. B. & Drory, N. 2010, ApJ, 716, 942
- Gadotti, D. A. 2009, MNRAS, 393, 1531
- Governato, F., Willman, B., Mayer, L., et al. 2007, MNRAS, 374, 1479
- Hasan, H., Pfenniger, D., & Norman, C. 1993, ApJ, 409, 91
- Hernquist, L. & Weinberg, M. D. 1992, ApJ, 400, 80
- Hohl, F. 1971, ApJ, 168, 343
- Holley-Bockelmann, K., Weinberg, M., & Katz, N. 2005, MNRAS, 363, 991
- Hopkins, P. F., Bundy, K., Croton, D., et al. 2010, ApJ, 715, 202
- Hopkins, P. F., Cox, T. J., Younger, J. D., & Hernquist, L. 2009, ApJ, 691, 1168
- Immeli, A., Samland, M., Gerhard, O., & Westera, P. 2004, A&A, 413, 547
- Inoue, S. & Saitoh, T. R. 2012, MNRAS, 422, 1902
- Kauffmann, G., White, S. D. M., & Guiderdoni, B. 1993, MNRAS, 264, 201
- Kormendy, J. 1982, ApJ, 257, 75
- Kormendy, J. & Illingworth, G. 1982, ApJ, 256, 460
- Kormendy, J. & Kennicutt, Jr., R. C. 2004, ARA&A, 42, 603
- Kuijken, K. & Dubinski, J. 1995, MNRAS, 277, 1341
- Laurikainen, E., Salo, H., Buta, R., & Knapen, J. H. 2007, MNRAS, 381, 401
- Martinez-Valpuesta, I. & Shlosman, I. 2004, ApJ, 613, L29
- Martinez-Valpuesta, I., Shlosman, I., & Heller, C. 2006, ApJ, 637, 214
- McMillan, P. J. & Dehnen, W. 2007, MNRAS, 378, 541
- Naab, T., Oser, L., Emsellem, E., et al. 2014, MNRAS, 444, 3357
- Noguchi, M. 1999, ApJ, 514, 77
- Peng, C. Y., Ho, L. C., Impey, C. D., & Rix, H.-W. 2002, AJ, 124, 266
- Pfenniger, D. & Norman, C. 1990, ApJ, 363, 391
- Raha, N., Sellwood, J. A., James, R. A., & Kahn, F. D. 1991, Nature, 352, 411
- Saha, K. & Gerhard, O. 2013, MNRAS, 430, 2039
- Saha, K., Martinez-Valpuesta, I., & Gerhard, O. 2012, MNRAS, 421, 333
- Saha, K. & Naab, T. 2013, ArXiv e-prints
- Saha, K., Tseng, Y., & Taam, R. E. 2010, ApJ, 721, 1878
- Sellwood, J. A. & Debattista, V. P. 2006, ApJ, 639, 868
- Sellwood, J. A. & Moore, E. M. 1999, ApJ, 510, 125
- Sellwood, J. A. & Wilkinson, A. 1993, Reports on Progress in Physics, 56, 173
- Springel, V., Yoshida, N., & White, S. D. M. 2001, New A, 6, 79
- Toomre, A. 1981, in Structure and Evolution of Normal Galaxies, ed. S. M. Fall & D. Lynden-Bell, 111–136
- Tremaine, S. & Weinberg, M. D. 1984, MNRAS, 209, 729
- Voglis, N., Harsoula, M., & Contopoulos, G. 2007, MNRAS, 381, 757
- Weinberg, M. D. & Katz, N. 2007, MNRAS, 375, 425